



NATIONAL BUREAU OF STATISTICS

National Household Kerosene Price Watch

(MAY 2024)

Report Date: June 2024

Data Source: National Bureau of Statistics (NBS)

CONTENT

Methodology	3
Executive Summary	4
Average Kerosene Prices per liter across States	5
Average Kerosene Prices per liter across Zones	6
12 Months Average Prices per liter	7
Average Kerosene Prices per gallon across States	8
Average Kerosene Prices per gallon across Zones	9
12 Months Average Prices per gallon	10
Appendix	11
Contact	13

METHODOLOGY

Fieldwork is done solely by over 700 NBS Staff in all the States of the federation, supported by supervisors whom internal and external observers monitor.

Fuel Prices are collected across all the 774 local governments across all States and the FCT from over 10,000 respondents and outlets and the estimates reflect the weights derived from estimates of household expenditures on fuel and the actual prices of liters or gallon bought by the households.

The average prices are reported for each state and the country. The NBS audit team subsequently conducts randomly selected verification of prices recorded.

EXECUTIVE SUMMARY

The average retail price per litre of Household Kerosene (HHK) paid by consumers in May 2024 was N1,450.35, showing an increase of 0.74% compared to N1,439.64 recorded in April 2024. On a year-on-year basis, the average retail price per litre of the product rose by 20.26% from N1,206.05 in May 2023.

On state profile analysis, the highest average price per litre in May 2024 was recorded in Benue with N1,790.92, followed by Kaduna with N1,769.65 and Cross River with N1,722.94. On the other hand, the lowest price was recorded in Katsina with N1,230.81, followed by Kwara with N1,260.07 and Jigawa with N1,263.91.

In addition, analysis by zone showed that the North Central recorded the highest average retail price per litre of Household Kerosene with N1,534.12, followed by the South-West with N1,488.97, while the North-East recorded the lowest with N1,408.41.

The average retail price per gallon of Household Kerosene paid by consumers in May 2024 was N5,196.69 indicating an increase of 0.43% from N5,174.23 in April 2024. On a year-on-year basis, this increased by 23.49% from N4,208.27 in May 2023.

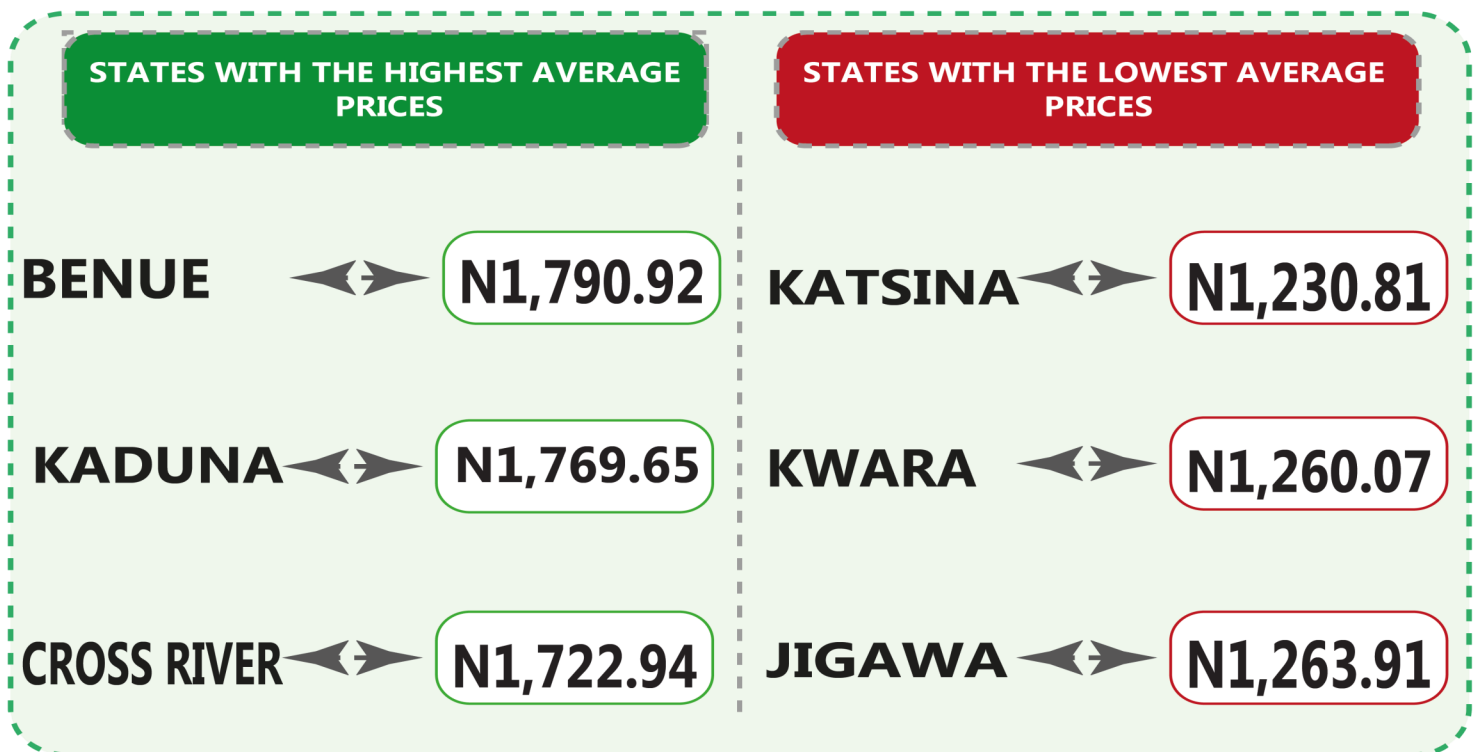

On state profile analysis, Kano recorded the highest average retail price per gallon of Household Kerosene with N6,900.28, followed by Adamawa with N6,295.63 and Yobe with N6,140.17. On the other hand, Kwara recorded the lowest price with N4,235.42, followed by Delta and Akwa Ibom with N4,320.39 and N4,362.81 respectively.

Analysis by zone showed that the North-East recorded the highest average retail price per gallon of Household Kerosene with N5,951.06, followed by the North West with N5,560.03, while the North-Central recorded the lowest with N4,659.73.

NATIONAL HOUSEHOLD KEROSENE PRICE WATCH

- MAY 2024

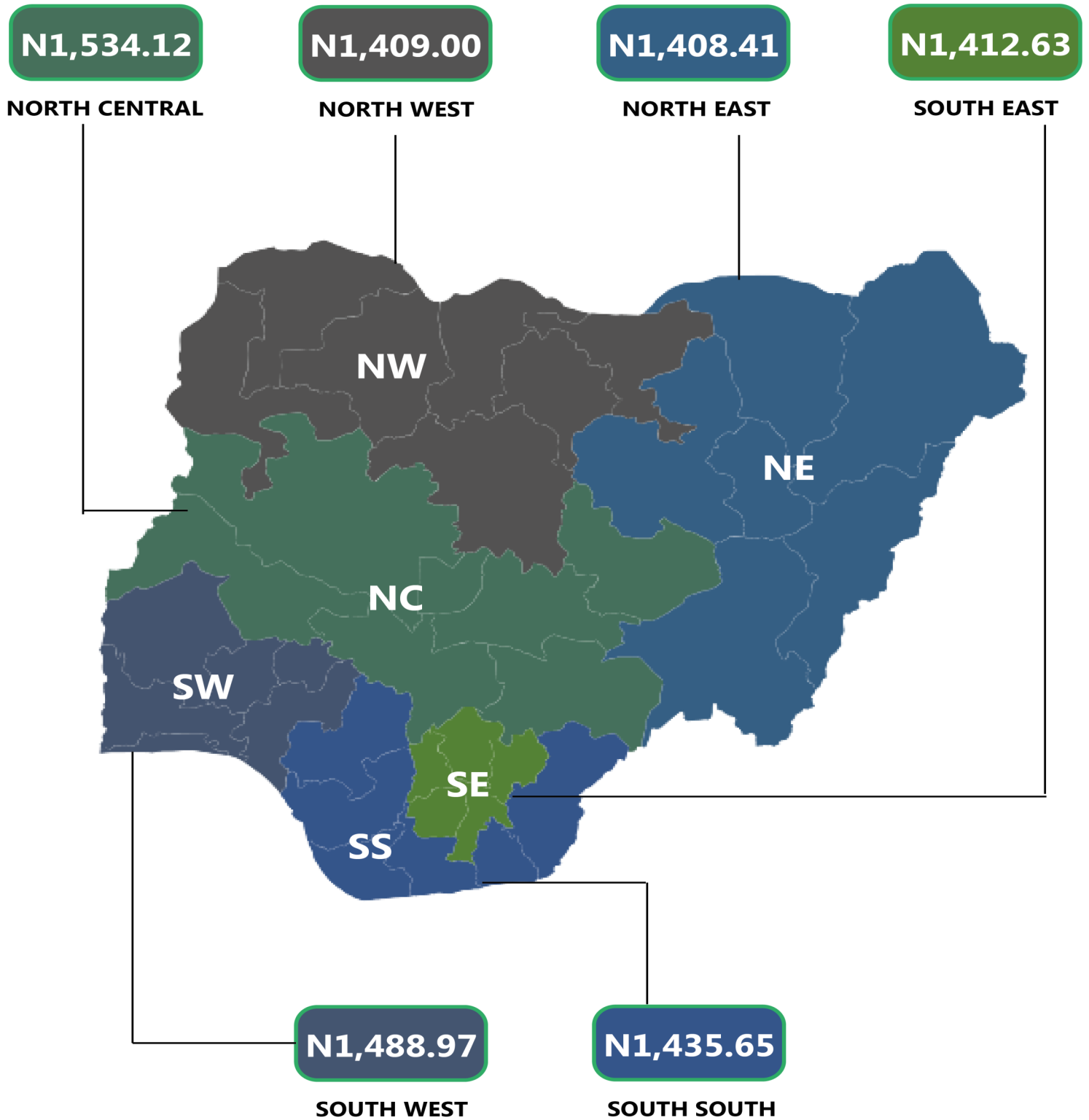
Average Kerosene Prices per litre Across States



NATIONAL HOUSEHOLD KEROSENE PRICE WATCH

- MAY 2024

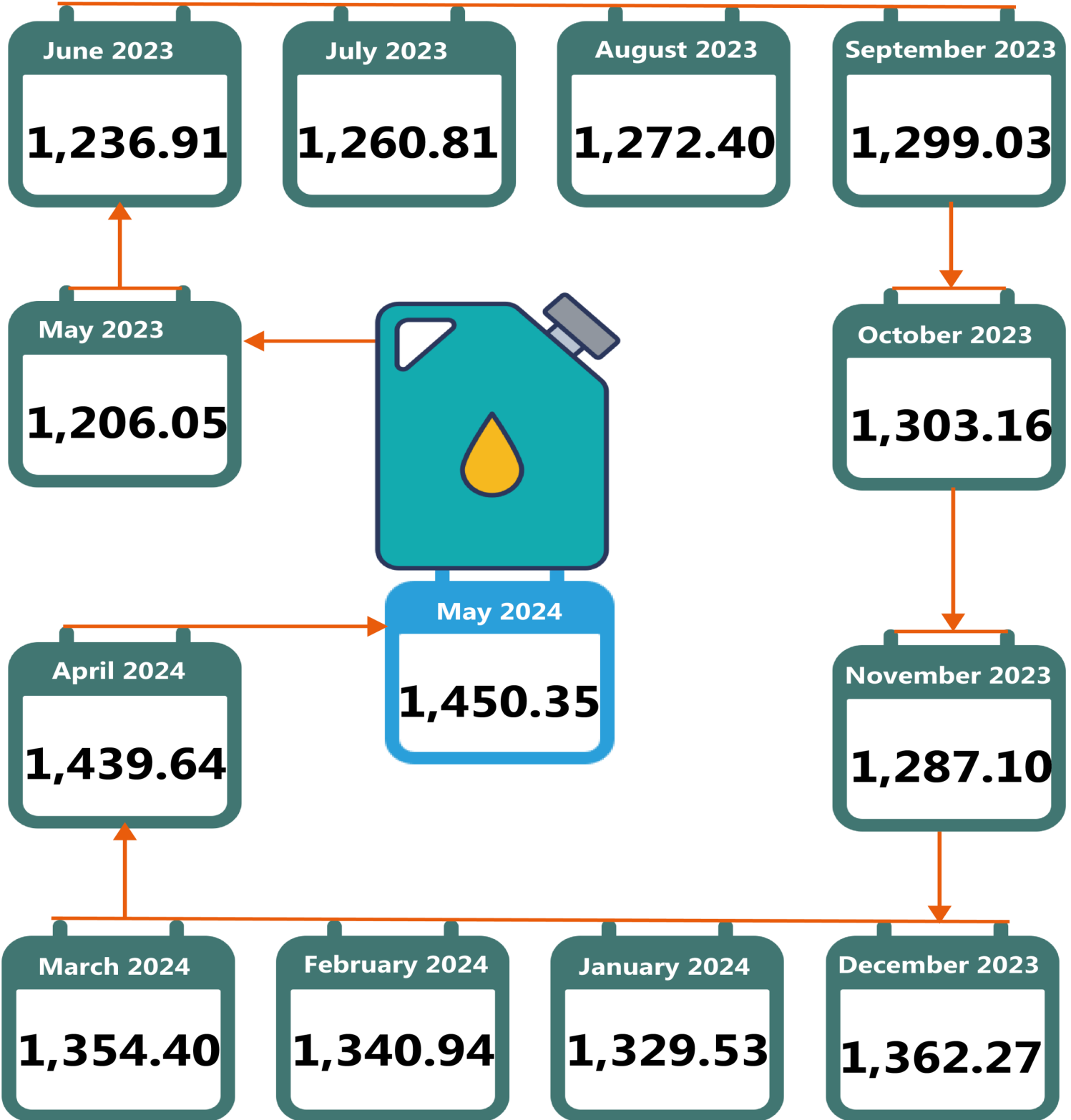
Average Kerosene Prices per litre Across Zones



NATIONAL HOUSEHOLD KEROSENE PRICE WATCH

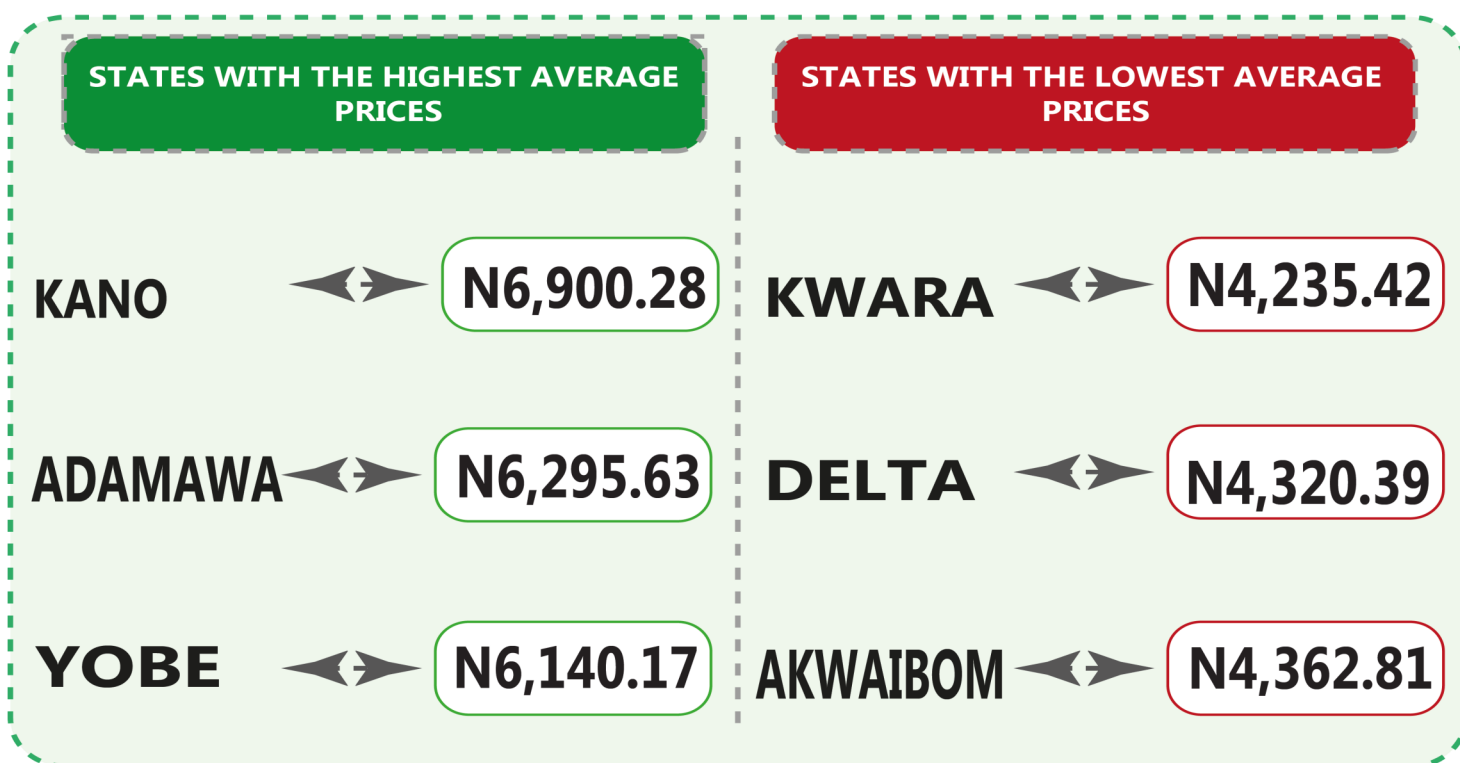
- MAY 2024

12 Month Average Prices per litre



NATIONAL HOUSEHOLD KEROSENE PRICE WATCH - MAY 2024

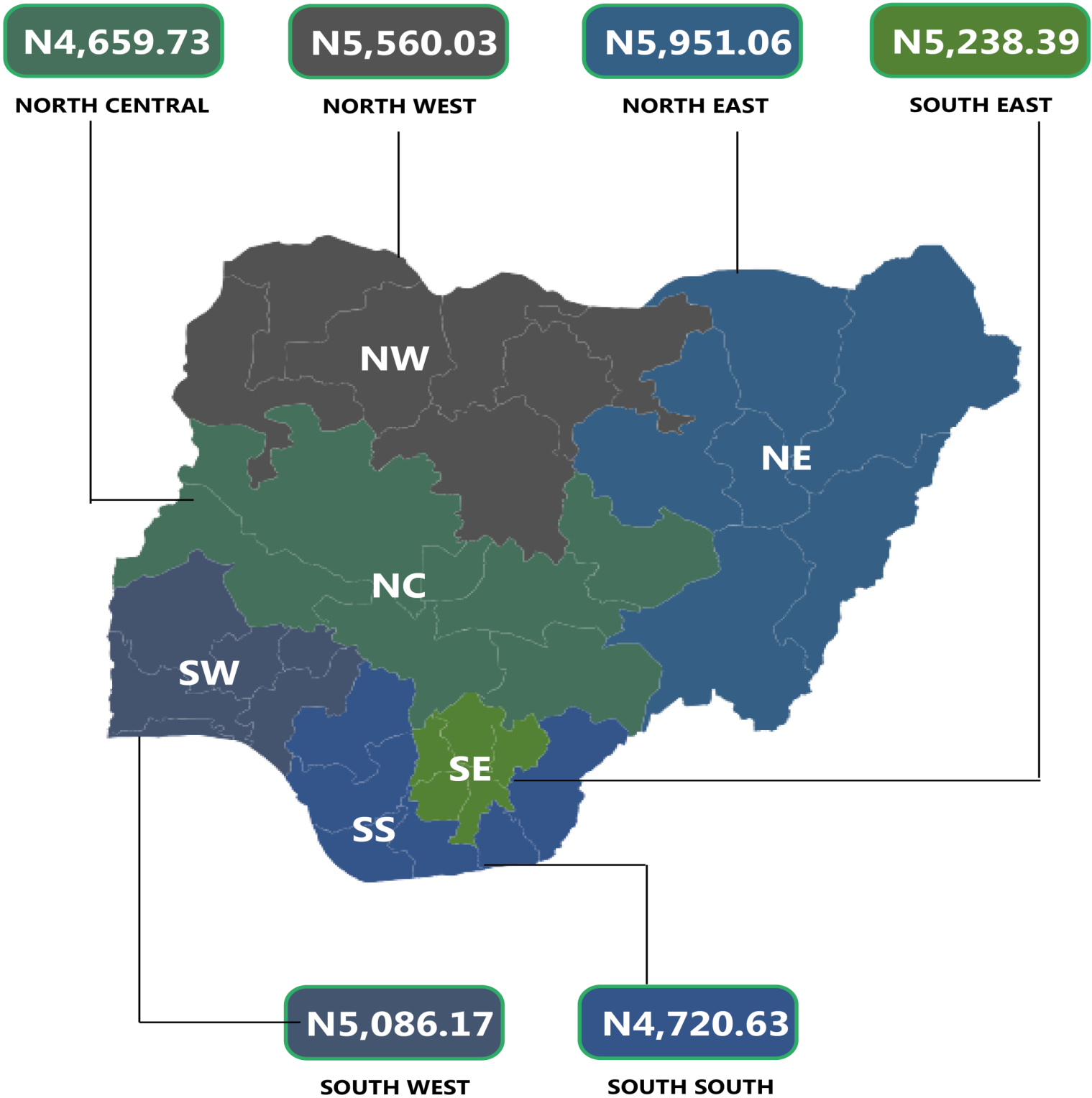
Average Kerosene Prices per gallon Across States



NATIONAL HOUSEHOLD KEROSENE PRICE WATCH

- MAY 2024

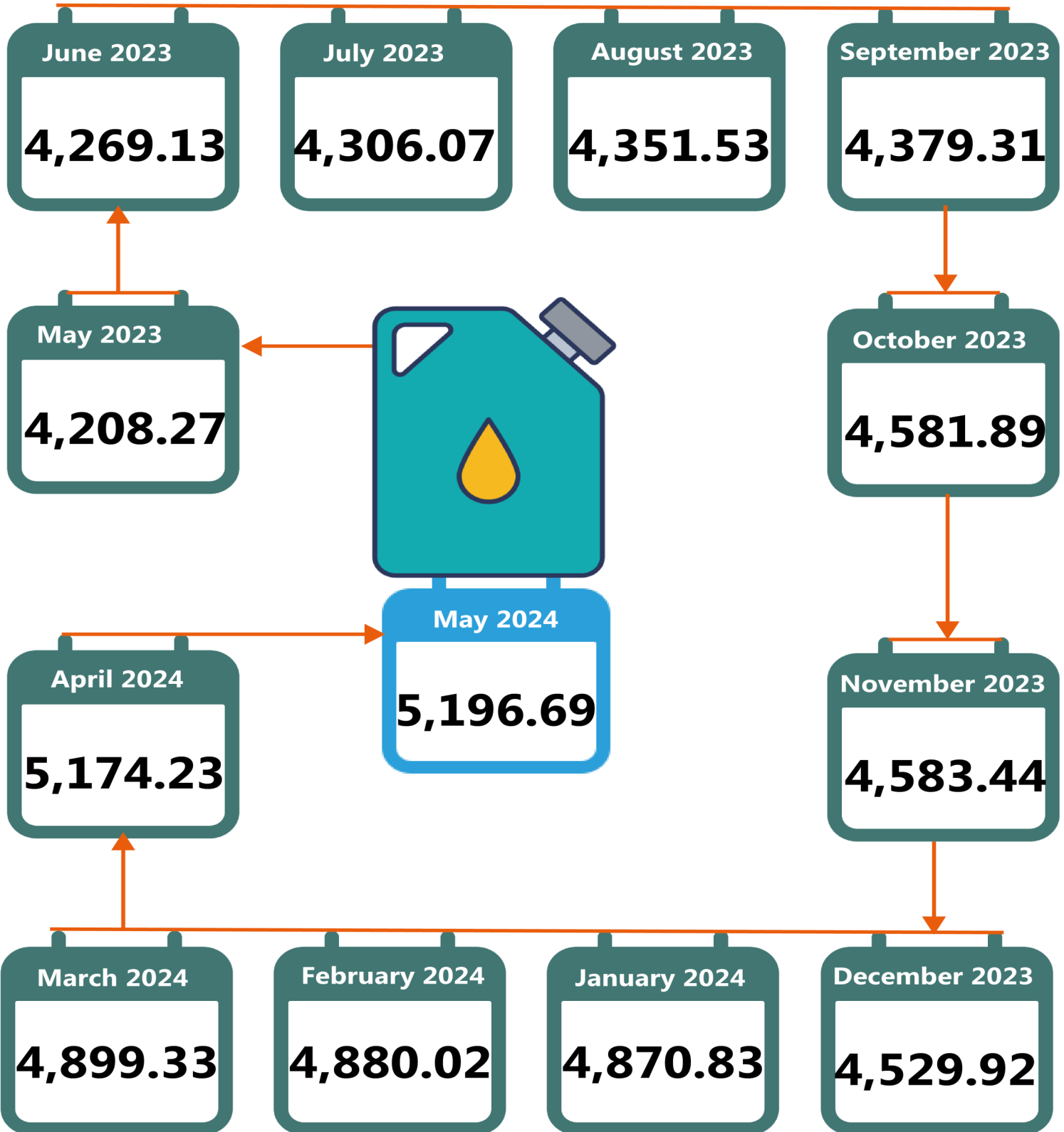
Average Kerosene Prices per gallon Across Zones



NATIONAL HOUSEHOLD KEROSENE PRICE WATCH

- MAY 2024

12 Month Average Prices per gallon



APPENDIX

LITRE					
	Average of May-23	Average of Apr-24	Average of May-24	MoM	YoY
NORTH CENTRAL	1176.97	1525.27	1534.12		
Abuja	1445.50	1616.67	1620.49		12.11
Benue	1206.06	1788.47	1790.92		48.49
Kogi	1025.00	1382.14	1394.33		36.03
Kwara	1039.17	1252.38	1260.07		21.26
Nasarawa	1150.00	1292.16	1301.77		13.20
Niger	1243.05	1627.27	1650.76		32.80
Plateau	1130.00	1717.78	1720.47		52.25
NORTH EAST	1326.45	1400.49	1408.41		6.18
Adamawa	1788.88	1406.89	1413.29		-21.00
Bauchi	1333.72	1402.42	1410.66		5.77
Borno	1294.22	1377.82	1381.62		6.75
Gombe	1164.67	1436.11	1440.63		23.69
Taraba	1180.96	1377.60	1392.26		17.89
Yobe	1196.29	1402.07	1411.98		18.03
NORTH WEST	1070.06	1400.55	1409.00		31.68
Jigawa	1027.77	1240.74	1263.91		22.98
Kaduna	1042.85	1761.62	1769.65		69.69
Kano	1166.90	1317.04	1325.43		13.59
Katsina	1100.25	1222.22	1230.81		11.87
Kebbi	991.04	1306.67	1312.11		32.40
Sokoto	1143.11	1377.78	1380.95		20.81
Zamfara	1018.51	1577.78	1580.17		55.15
SOUTH EAST	1351.55	1391.68	1412.63		4.52
Abia	1396.66	1400.00	1450.79		3.88
Anambra	1320.23	1360.00	1373.72		4.05
Ebonyi	1341.66	1400.00	1422.73		6.04
Enugu	1394.44	1414.29	1420.21		1.85
Imo	1304.76	1384.13	1395.70		6.97
SOUTH SOUTH	1156.02	1424.89	1435.65		24.19
Akwa Ibom	1292.43	1388.89	1392.47		7.74
Bayelsa	1104.40	1261.11	1280.34		15.93
Cross River	1306.47	1716.67	1722.94		31.88
Delta	1104.78	1533.33	1545.87		39.93
Edo	972.35	1385.71	1391.76		43.13
Rivers	1155.69	1263.64	1280.51		10.80
SOUTH WEST	1207.01	1479.24	1488.97		23.36
Ekiti	1228.57	1366.67	1374.81		11.90
Lagos	1327.10	1406.08	1410.93		6.32
Ogun	1307.29	1550.00	1572.35		20.28
Ondo	1224.35	1638.10	1644.07		34.28
Osun	1119.05	1502.08	1511.13		35.04
Oyo	1035.71	1412.50	1420.51		37.15
Average	1206.05	1439.64	1450.35		20.26

GALLON					
	Average of May-23	Average of Apr-24	Average of May-24	MoM	YoY
NORTH CENTRAL	4157.52	4634.60	4659.73		
Abuja	4175.23	4567.50	4582.46	0.33	9.75
Benue	4269.95	4498.00	4510.31	0.27	5.63
Kogi	4157.78	4861.60	4903.36	0.86	17.93
Kwara	4170.00	4226.40	4235.42	0.21	1.57
Nasarawa	4017.15	4890.09	4905.11	0.31	22.10
Niger	4176.25	4786.82	4853.79	1.40	16.22
Plateau	4136.26	4611.79	4627.70	0.35	11.88
NORTH EAST	4540.36	5922.63	5951.06	0.48	31.07
Adamawa	4530.06	6266.05	6295.63	0.47	38.97
Bauchi	4280.35	6000.09	6051.83	0.86	41.39
Borno	4824.94	5450.00	5490.45	0.74	13.79
Gombe	4600.00	6066.67	6076.76	0.17	32.10
Taraba	4481.75	5632.57	5651.54	0.34	26.10
Yobe	4525.05	6120.41	6140.17	0.32	35.69
NORTH WEST	4462.57	5538.58	5560.03	0.39	24.59
Jigawa	4103.18	5125.00	5150.93	0.51	25.54
Kaduna	4085.71	5640.50	5655.65	0.27	38.43
Kano	4037.85	6862.50	6900.28	0.55	70.89
Katsina	4919.33	5073.33	5082.00	0.17	3.31
Kebbi	4640.80	5031.25	5050.87	0.39	8.84
Sokoto	4634.99	6012.50	6025.41	0.21	30.00
Zamfara	4816.14	5025.00	5055.04	0.60	4.96
SOUTH EAST	4405.82	5222.28	5238.39	0.31	18.90
Abia	4438.88	5972.92	5984.26	0.19	34.81
Anambra	4397.09	5128.57	5137.43	0.17	16.84
Ebonyi	4307.00	5360.00	5384.50	0.46	25.02
Enugu	4396.37	5009.00	5020.50	0.23	14.20
Imo	4489.73	4640.91	4665.27	0.52	3.91
SOUTH SOUTH	3399.52	4705.58	4720.63	0.32	38.86
Akwa Ibom	3836.11	4356.67	4362.81	0.14	13.73
Bayelsa	3325.16	4507.78	4518.53	0.24	35.89
Cross River	3897.89	5300.00	5321.24	0.40	36.52
Delta	2796.71	4300.00	4320.39	0.47	54.48
Edo	3483.33	5385.71	5400.50	0.27	55.04
Rivers	3057.93	4383.33	4400.30	0.39	43.90
SOUTH WEST	4282.81	5058.94	5086.17	0.54	18.76
Ekiti	4723.07	5040.00	5065.07	0.50	7.24
Lagos	5323.08	4921.05	4950.27	0.59	-7.00
Ogun	3919.55	5931.80	5950.85	0.32	51.82
Ondo	4199.92	4731.43	4800.03	1.45	14.29
Osun	3878.58	4646.67	4650.62	0.09	19.91
Oyo	3652.64	5082.67	5100.18	0.34	39.63
Average	4208.27	5174.23	5196.69	0.43	23.49

CONTACT



National Bureau of Statistics

Head Office

No 1, Wole Olanipekun Street,
Formerly, Plot 762 Independence
Avenue
Off Constitution Avenue,
CBD, Abuja, F. C. T.

Mr. Ichedi S.J

Information Desk

Head, Communication & Public
Relations Department (C&PRD)
Phone: +2348037051701
sjchedi@nigerianstat.gov.ng

Moses Mathew

Statistical Information Officer

Phone: +2347069071157
matmoses@nigerianstat.gov.ng

Dr A.A. Ayo

Head Prices Division

Phone: +2348036082904
anthonyayo@nigerianstat.gov.ng



@nbs_nigeria



NBSNigeria



Nbs_nigeria

