



NATIONAL BUREAU OF STATISTICS

National Household Kerosene Price Watch

(AUGUST 2024)

Report Date: September 2024

Data Source: National Bureau of Statistics (NBS)

CONTENT

Methodology	3
Executive Summary	4
Average Kerosene Prices per liter across States	5
Average Kerosene Prices per liter across Zones	6
12 Months Average Prices per liter	7
Average Kerosene Prices per gallon across States	8
Average Kerosene Prices per gallon across Zones	9
12 Months Average Prices per gallon	10
Appendix	11
Contact	13

METHODOLOGY

Fieldwork is done solely by over 700 NBS Staff in all the States of the federation, supported by supervisors whom internal and external observers monitor.

Fuel Prices are collected across all the 774 local governments across all States and the FCT from over 10,000 respondents and outlets and the estimates reflect the weights derived from estimates of household expenditures on fuel and the actual prices of liters or gallon bought by the households.

The average prices are reported for each state and the country. The NBS audit team subsequently conducts randomly selected verification of prices recorded.

EXECUTIVE SUMMARY

The average retail price per litre of Household Kerosene (HHK) paid by consumers in August 2024 was N1,847.59, showing an increase of 4.39% compared to N1,769.86 recorded in July 2024. On a year-on-year basis, the average retail price per litre of the product rose by 45.21% from N1,272.40 in August 2023.

On state profile analysis, the highest average price per litre in August 2024 was recorded in Zamfara with N2,566.67, followed by Kano with N2,444.44 and Ogun with N2,388.89. On the other hand, the lowest price was recorded in Taraba with N1,181.18, followed by Adamawa with N1,185.74 and Borno with N1,296.95.

In addition, analysis by zone showed that the North West recorded the highest average retail price per litre of Household Kerosene with N2,118.29, followed by the South-South with N2,075.45, while the North-East recorded the lowest with N1,454.38.

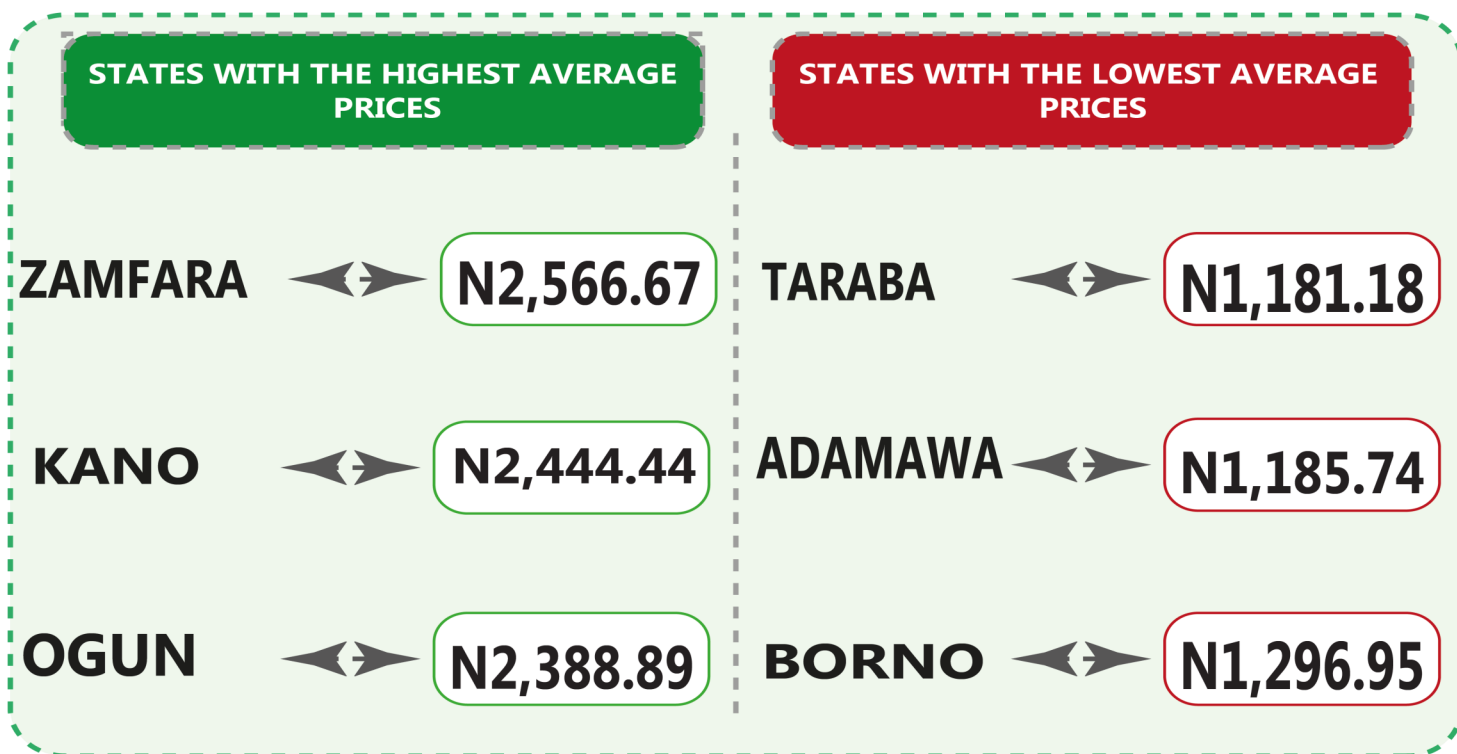
The average retail price per gallon of Household Kerosene paid by consumers in August 2024 was N6,441.94 indicating an increase of 11.80% from N5,762.10 in July 2024. On a year-on-year basis, this increased by 48.04% from N4,351.53 in August 2023.

On state profile analysis, Katsina recorded the highest average retail price per gallon of Household Kerosene with N8,200.00, followed by Kebbi with N8,075.00 and Kaduna with N8,038.46. On the other hand, Nassarawa recorded the lowest price with N5,092.46, followed by Niger and Plateau with N5,104.17 and N5,445.83 respectively.

Analysis by zone showed that the North-West recorded the highest average retail price per gallon of Household Kerosene with N7,787.64, followed by the South-West with N6,593.22, while the North-Central recorded the lowest with N5,463.69.

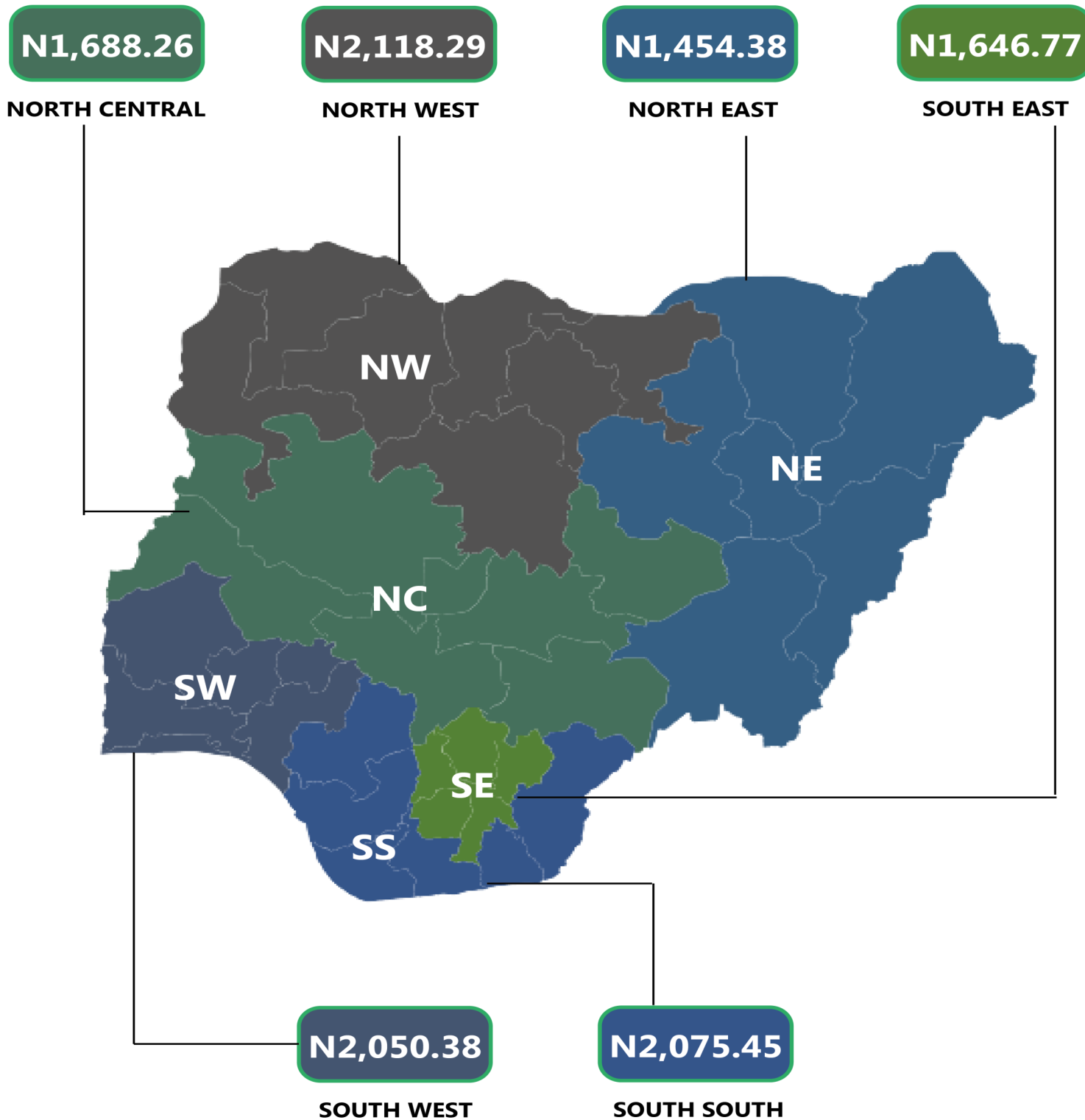
NATIONAL HOUSEHOLD KEROSENE PRICE WATCH -AUGUST 2024

Average Kerosene Prices per litre Across States




NATIONAL HOUSEHOLD KEROSENE PRICE WATCH - AUGUST 2024

Average Kerosene Prices per litre Across Zones




NATIONAL HOUSEHOLD KEROSENE PRICE WATCH -AUGUST 2024

12 Month Average Prices per litre



NATIONAL HOUSEHOLD KEROSENE PRICE WATCH - AUGUST 2024

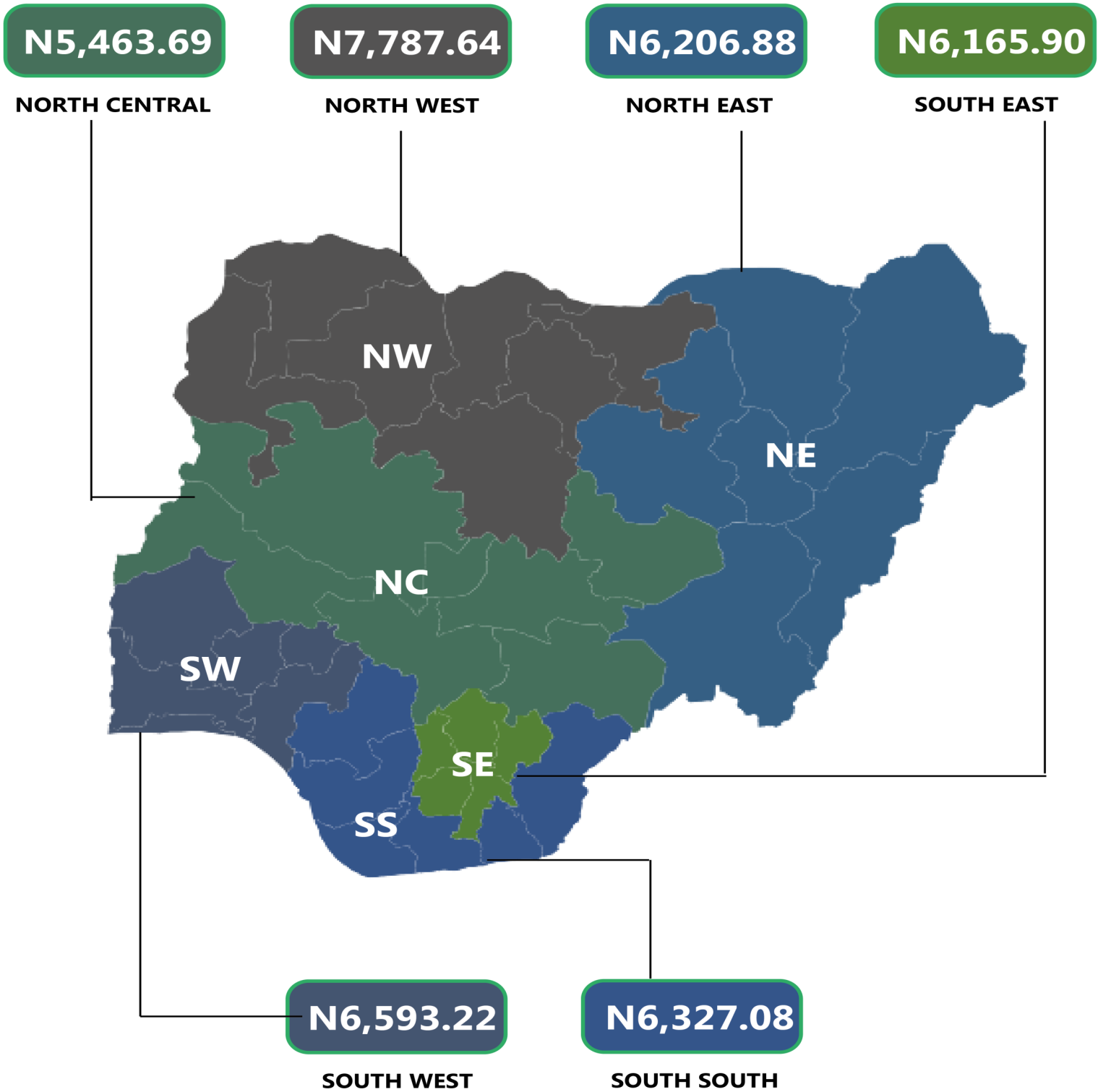
Average Kerosene Prices per gallon Across States



STATES WITH THE HIGHEST AVERAGE PRICES		STATES WITH THE LOWEST AVERAGE PRICES	
KATSINA	N8,200.00	NASSARAWA	N5,092.46
KEBBI	N8,075.00	NIGER	N5,104.17
KADUNA	N8,038.46	PLATEAU	N5,445.83

NATIONAL HOUSEHOLD KEROSENE PRICE WATCH - AUGUST 2024

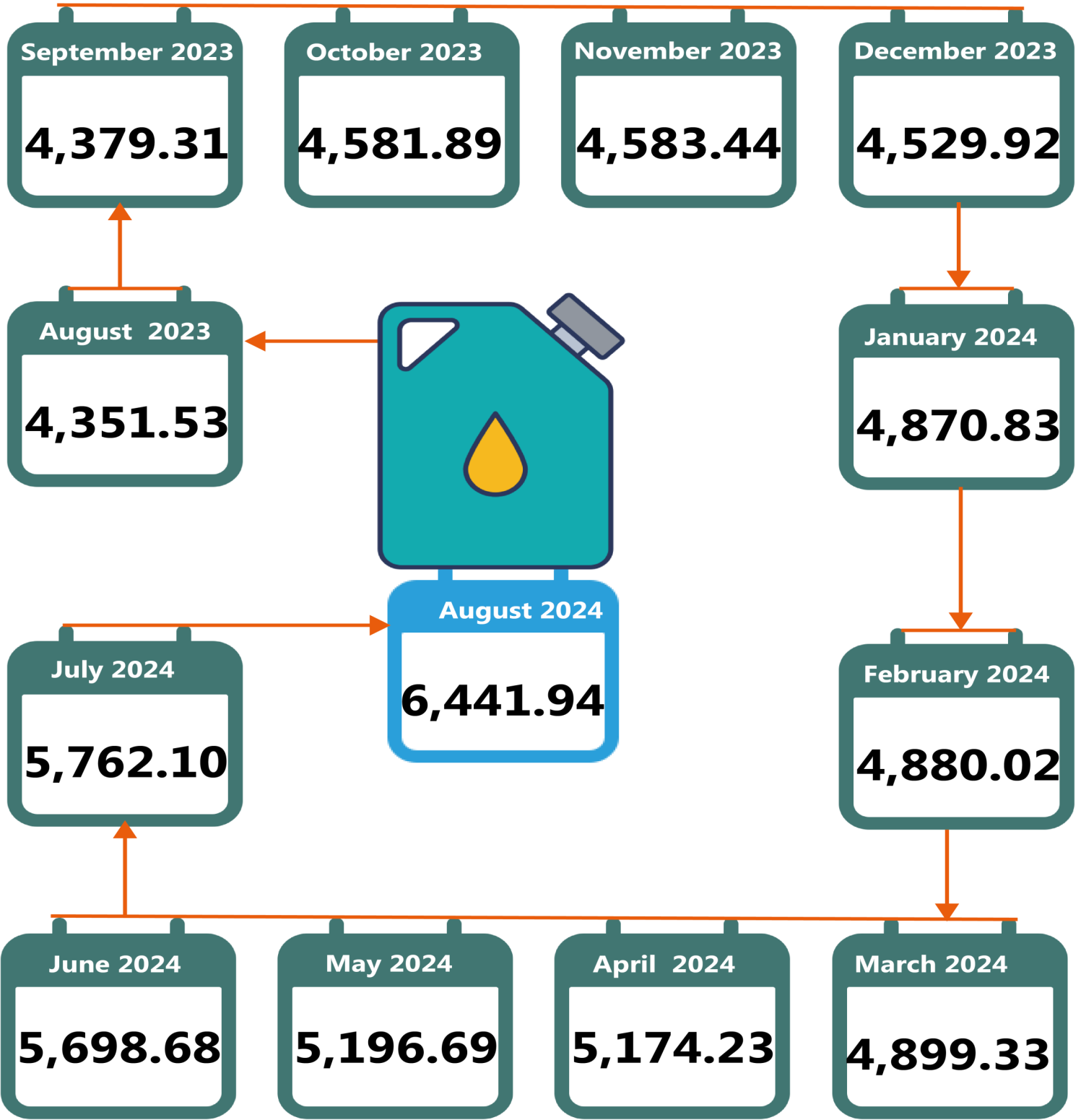
Average Kerosene Prices per gallon Across Zones



NATIONAL HOUSEHOLD KEROSENE PRICE WATCH

- AUGUST 2024

12 Month Average Prices per gallon



APPENDIX

LITRE						
	Average of Aug-23	Average of Jul-24	Average of Aug-24	MoM	YoY	
NORTH CENTRAL	1286.42	1711.65	1688.26		-1.37	31.24
Abuja	1468.89	1861.25	1918.75		3.09	30.63
Benue	1468.33	1843.80	1924.23		4.36	31.05
Kogi	1139.58	1825.00	1755.69		-3.80	54.06
Kwara	1183.56	1755.49	1660.67		-5.40	40.31
Nasarawa	1185.21	1463.34	1431.42		-2.18	20.77
Niger	1230.83	1547.95	1511.51		-2.35	22.80
Plateau	1328.57	1684.70	1615.55		-4.10	21.60
NORTH EAST	1370.64	1411.97	1454.38		3.00	6.11
Adamawa	1745.83	1171.11	1185.74		1.25	-32.08
Bauchi	1378.33	1408.25	1447.95		2.82	5.05
Borno	1333.33	1381.58	1296.95		-6.13	-2.73
Gombe	1333.33	1768.38	2029.67		14.78	52.23
Taraba	1199.67	1191.30	1181.18		-0.85	-1.54
Yobe	1233.33	1551.23	1584.79		2.16	28.50
NORTH WEST	1163.25	1760.54	2118.29		20.32	82.10
Jigawa	1000.00	1800.00	1833.33		1.85	83.33
Kaduna	1121.79	1527.78	2277.78		49.09	103.05
Kano	1133.33	2000.00	2444.44		22.22	115.69
Katsina	1251.52	1513.89	1376.67		-9.06	10.00
Kebbi	1166.67	1940.48	2162.50		11.44	85.36
Sokoto	1266.67	1750.00	2166.67		23.81	71.05
Zamfara	1202.78	1791.67	2566.67		43.26	113.39
SOUTH EAST	1332.49	1576.04	1646.77		4.49	23.59
Abia	1455.21	1573.01	1664.90		5.84	14.41
Anambra	1373.54	1562.74	1484.81		-4.99	8.10
Ebonyi	1367.22	1592.00	1774.29		11.45	29.77
Enugu	1134.52	1593.07	1739.76		9.21	53.35
Imo	1331.97	1559.40	1570.06		0.68	17.88
SOUTH SOUTH	1252.13	2086.61	2075.45		-0.53	65.75
Akwa Ibom	1396.67	2383.33	2203.70		-7.54	57.78
Bayelsa	1211.17	1545.45	1916.67		24.02	58.25
Cross River	1445.60	2045.45	2150.00		5.11	48.73
Delta	1165.14	2309.52	2000.00		-13.40	71.65
Edo	1104.78	2166.67	2259.26		4.27	104.50
Rivers	1189.44	2069.23	1923.08		-7.06	61.68
SOUTH WEST	1255.35	2051.27	2050.38		-0.04	63.33
Ekiti	1354.17	1861.54	1943.14		4.38	43.49
Lagos	1279.49	2056.41	2371.79		15.34	85.37
Ogun	1384.62	2133.33	2388.89		11.98	72.53
Ondo	1201.39	1909.09	1681.82		-11.90	39.99
Osun	1171.43	1972.22	1772.22		-10.14	51.29
Oyo	1141.03	2375.00	2144.44		-9.71	87.94
Average	1272.40	1769.86	1847.59		4.39	45.21

GALLON						
	Average of Aug-23	Average of Jul-24	Average of Aug-24	MoM	YoY	
NORTH CENTRAL	4276.00	4988.61	5463.69		9.52	27.78
Abuja	4225.00	5000.00	5500.00		10.00	30.18
Benue	4383.33	5000.00	5750.00		15.00	31.18
Kogi	4152.77	5000.00	5770.00		15.40	38.94
Kwara	4369.51	5000.00	5583.33		11.67	27.78
Nasarawa	4354.53	5026.44	5092.46		1.31	16.95
Niger	4190.57	4933.85	5104.17		3.45	21.80
Plateau	4256.25	4960.00	5445.83		9.80	27.95
NORTH EAST	4637.71	6174.76	6206.88		0.52	33.83
Adamawa	4826.67	6243.18	6467.68		3.60	34.00
Bauchi	4225.00	5820.08	5666.03		-2.65	34.11
Borno	4897.47	5580.45	6185.71		10.85	26.30
Gombe	4694.17	6272.67	6106.65		-2.65	30.09
Taraba	4483.51	7218.27	7101.50		-1.62	58.39
Yobe	4699.46	5913.93	5713.68		-3.39	21.58
NORTH WEST	4534.76	6742.41	7787.64		15.50	71.73
Jigawa	4300.00	7250.00	8000.00		10.34	86.05
Kaduna	4137.50	6875.00	8038.46		16.92	94.28
Kano	4285.34	6285.00	7600.00		20.92	77.35
Katsina	4991.85	6628.57	8200.00		23.71	64.27
Kebbi	4698.83	7158.33	8075.00		12.81	71.85
Sokoto	4500.00	7000.00	7800.00		11.43	73.33
Zamfara	4829.84	6000.00	6800.00		13.33	40.79
SOUTH EAST	4590.63	5560.76	6165.90		10.88	34.32
Abia	4634.62	5473.40	6135.44		12.10	32.38
Anambra	4683.33	5460.00	6070.40		11.18	29.62
Ebonyi	4434.29	5650.00	6262.40		10.84	41.23
Enugu	4697.06	5638.60	6229.06		10.47	32.62
Imo	4503.85	5581.82	6132.22		9.86	36.16
SOUTH SOUTH	3727.30	5205.26	6327.08		21.55	69.75
Akwa Ibom	3912.00	5780.00	6288.89		8.80	60.76
Bayelsa	4085.71	4800.00	6100.00		27.08	49.30
Cross River	4082.88	5954.44	6570.00		10.34	60.92
Delta	2945.71	4500.00	6287.50		39.72	113.45
Edo	4050.00	5962.50	6761.11		13.39	66.94
Rivers	3287.50	4234.62	5955.00		40.63	81.14
SOUTH WEST	4364.68	5832.78	6593.22		13.04	51.06
Ekiti	4726.67	5373.33	6325.00		17.71	33.82
Lagos	5350.83	5523.33	6586.67		19.25	23.10
Ogun	4118.29	6308.33	7000.00		10.96	69.97
Ondo	4289.82	6392.78	6281.43		-1.74	46.43
Osun	3990.71	5877.78	6450.00		9.74	61.63
Oyo	3711.79	5521.15	6916.25		25.27	86.33
Average	4351.53	5762.10	6441.94		11.80	48.04

CONTACT



National Bureau of Statistics

Head Office

No 1, Wole Olanipekun Street,
Formerly, Plot 762 Independence
Avenue
Off Constitution Avenue,
CBD, Abuja, F. C. T.

Mr. Ichedi S.J

Information Desk

Head, Communication & Public
Relations Department (C&PRD)
Phone: +2348037051701
sjchedi@nigerianstat.gov.ng

Moses Mathew

Statistical Information Officer

Phone: +2347069071157
matmoses@nigerianstat.gov.ng

Dr A.A. Ayo

Head Prices Division

Phone: +2348036082904
anthonyayo@nigerianstat.gov.ng



@nbs_nigeria



NBSNigeria



Nbs_nigeria

