



NATIONAL BUREAU OF STATISTICS

# Liquefied Petroleum Gas (Cooking Gas) Price Watch

---

(SEPTEMBER 2024)

**Report Date: October 2024**

**Data Source: National Bureau of Statistics (NBS)**

# CONTENT

<b>Methodology</b>	<b>3</b>
<b>Executive Summary</b>	<b>4</b>
<b>Average Cooking Gas Prices across States – 5KG Refilling</b>	<b>5</b>
<b>Average Cooking Gas Prices across Zones – 5KG Refilling</b>	<b>6</b>
<b>12 Month Average Prices – 5KG Refilling</b>	<b>7</b>
<b>Average Cooking Gas Prices across States – 12.5KG Refilling</b>	<b>8</b>
<b>Average Cooking Gas Prices across Zones – 12.5KG Refilling</b>	<b>9</b>
<b>12 Month Average Prices – 12.5KG Refilling</b>	<b>10</b>
<b>Appendix</b>	<b>11</b>
<b>Contact</b>	<b>13</b>

## METHODOLOGY

Fieldwork is done solely by over 700 NBS Staff in all the States of the federation, supported by supervisors whom internal and external observers monitor.

Gas Prices are collected across all the 774 local governments across all States and the FCT from over 10,000 respondents and outlets and the estimates reflect the weights derived from estimates of household expenditures on gas and the actual prices households bought different KG of gases.

The average prices are reported for each state and the country.

The NBS audit team subsequently conducts randomly selected verification of prices recorded.

## EXECUTIVE SUMMARY

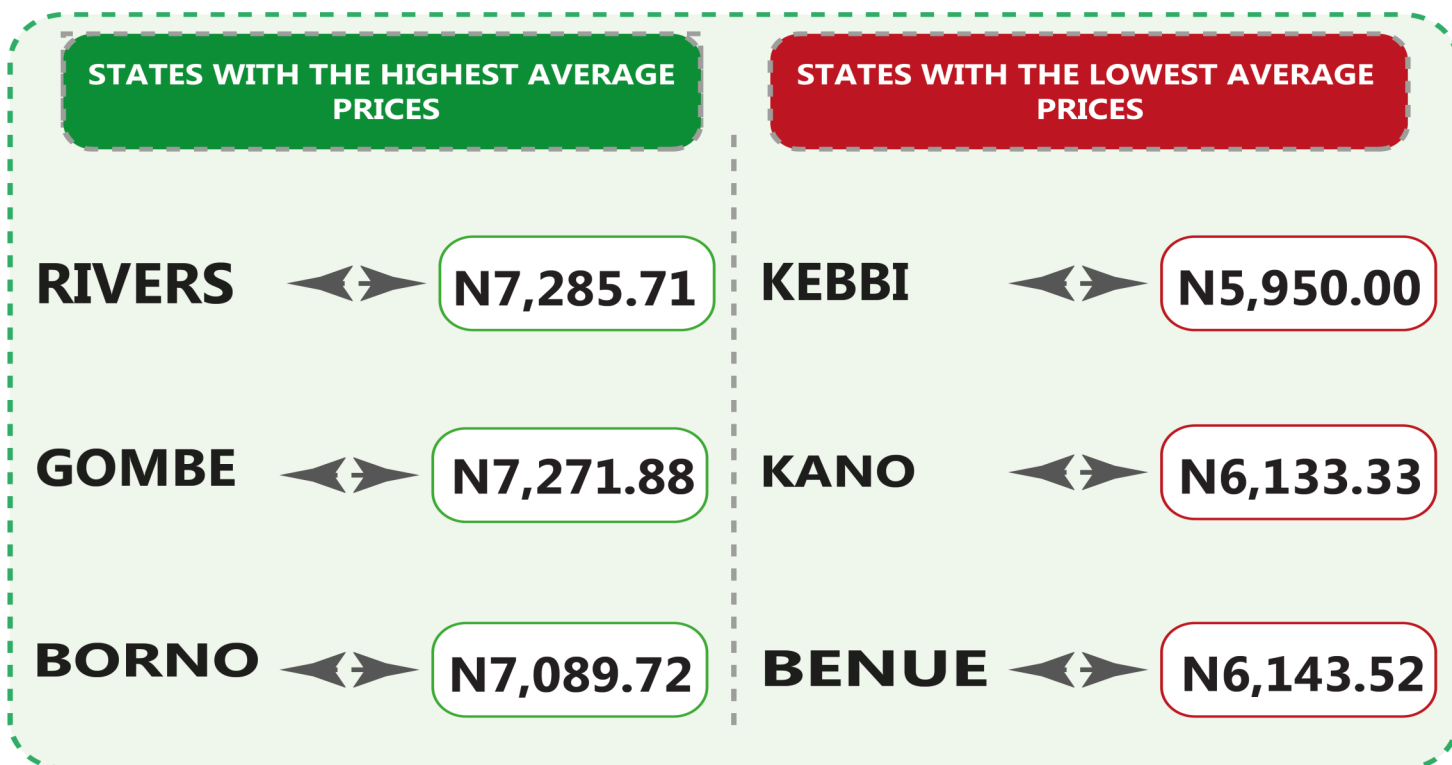

The average retail price for refilling a 5kg Cylinder of Liquefied Petroleum Gas (Cooking Gas) increased by 4.19% on a month-on-month basis from N6,430.02 recorded in August 2024 to N6,699.63 in September 2024. On a year-on-year basis, this increased by 59.90% from N4,189.96 in September 2023. On state profile analysis, Rivers recorded the highest average price for refilling a 5kg Cylinder of Liquefied Petroleum Gas (Cooking Gas) with N7,285.71, followed by Gombe with N7,271.88, and Borno with N7,089.72. On the other hand, Kebbi recorded the lowest price with N5,950.00, followed by Kano and Benue with N6,133.33 and N6,143.52 respectively. In addition, analysis by zone showed that the North-East recorded the highest average retail price for refilling a 5kg Cylinder of Liquefied Petroleum Gas (Cooking Gas) with N6,929.02, followed by the South-East with N6,893.47 while the North-West recorded the lowest with N6,382.30.

Also, the average retail price for refilling a 12.5kg Cylinder of Liquefied Petroleum Gas (Cooking Gas) increased by 4.89% on a month-on-month basis from N15,552.56 in August 2024 to N16,313.43 in September 2024. On a year-on-year basis, this rose by 76.41% from N9,247.40 in September 2023. On state profile analysis, Rivers recorded the highest average retail price for the refilling of a 12.5kg Cylinder of Liquefied Petroleum Gas (Cooking Gas) with N17,992.86 followed by Gombe with N17,942.86 and Zamfara with N17,475.00. Conversely, the lowest average price was recorded in Adamawa with N13,983.33, followed by Nassarawa and Bauchi with N14,938.50 and N15,000.00 respectively. Analysis by zone showed that the South-East recorded the highest average retail price for refilling a 12.5kg Cylinder of Liquefied Petroleum Gas (Cooking Gas) with N16,957.29, followed by the South-West with N16,665.45 while the North-East recorded the lowest price with N15,770.75.

# LIQUEFIED PETROLEUM GAS (COOKING GAS)

## PRICE WATCH -SEPTEMBER 2024

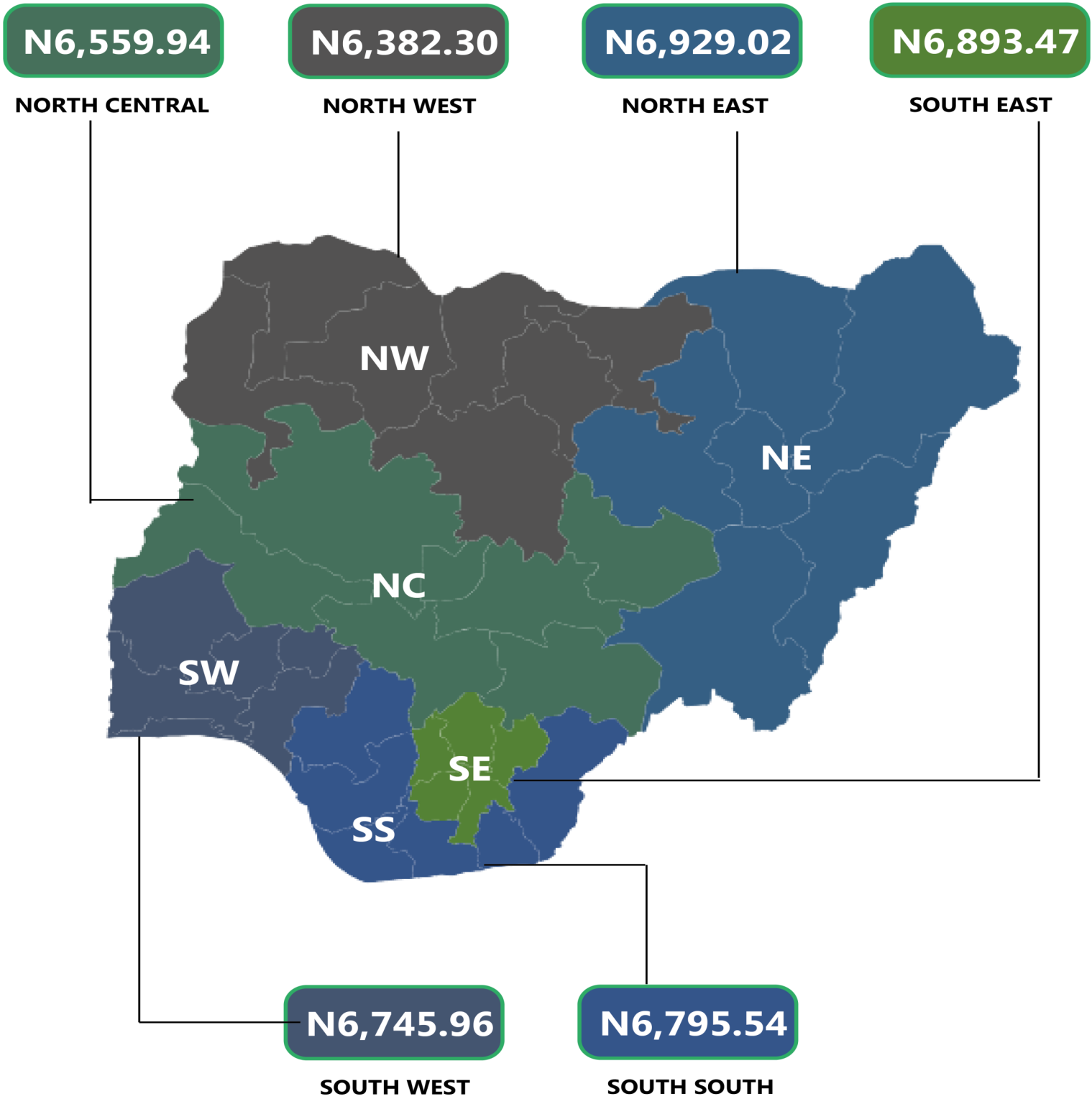
Average Cooking Gas Prices Across States – 5KG Refilling



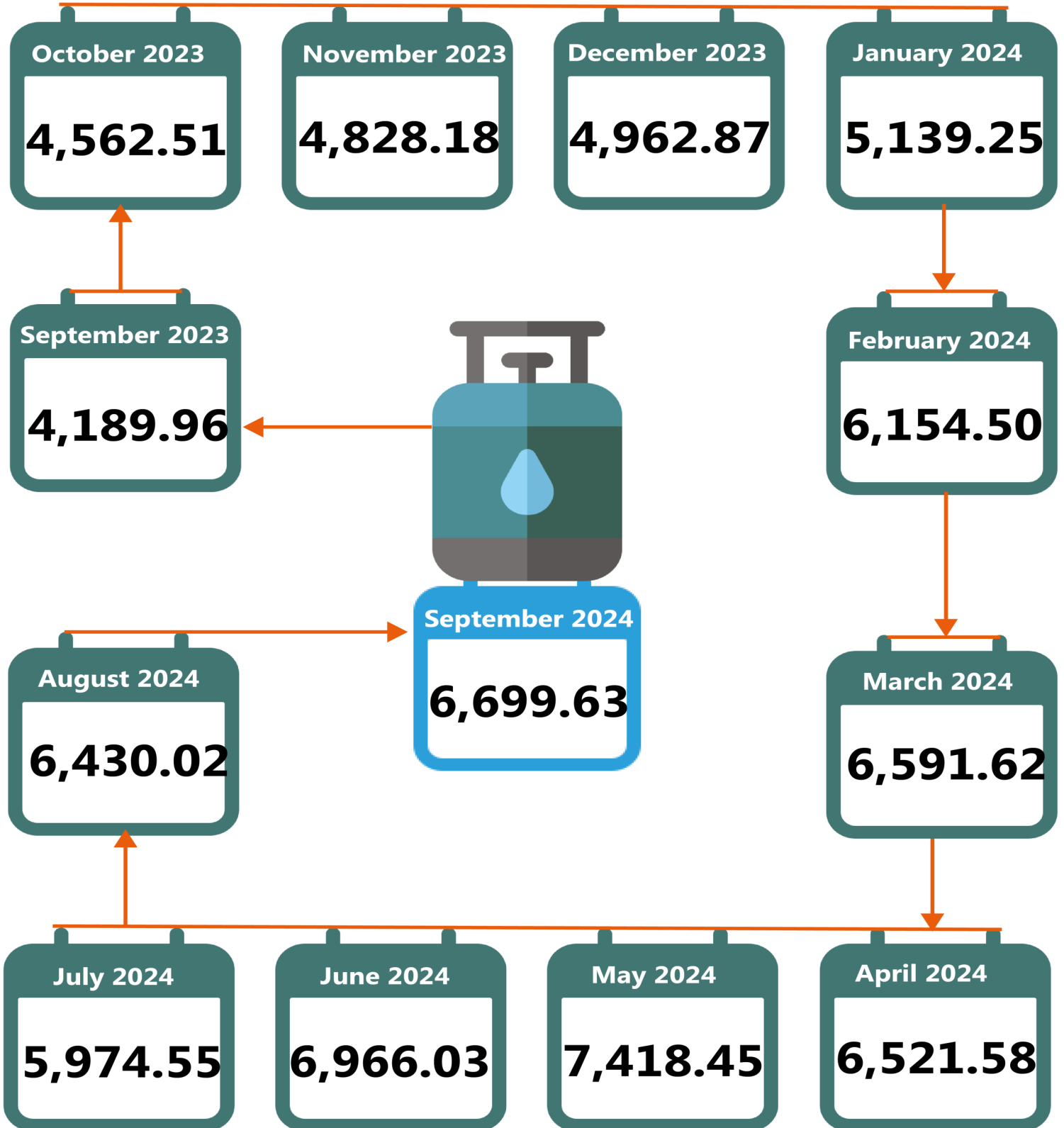
# LIQUEFIED PETROLEUM GAS (COOKING GAS)

## PRICE WATCH - SEPTEMBER 2024

Average Cooking Gas Prices Across Zones – 5KG Refilling



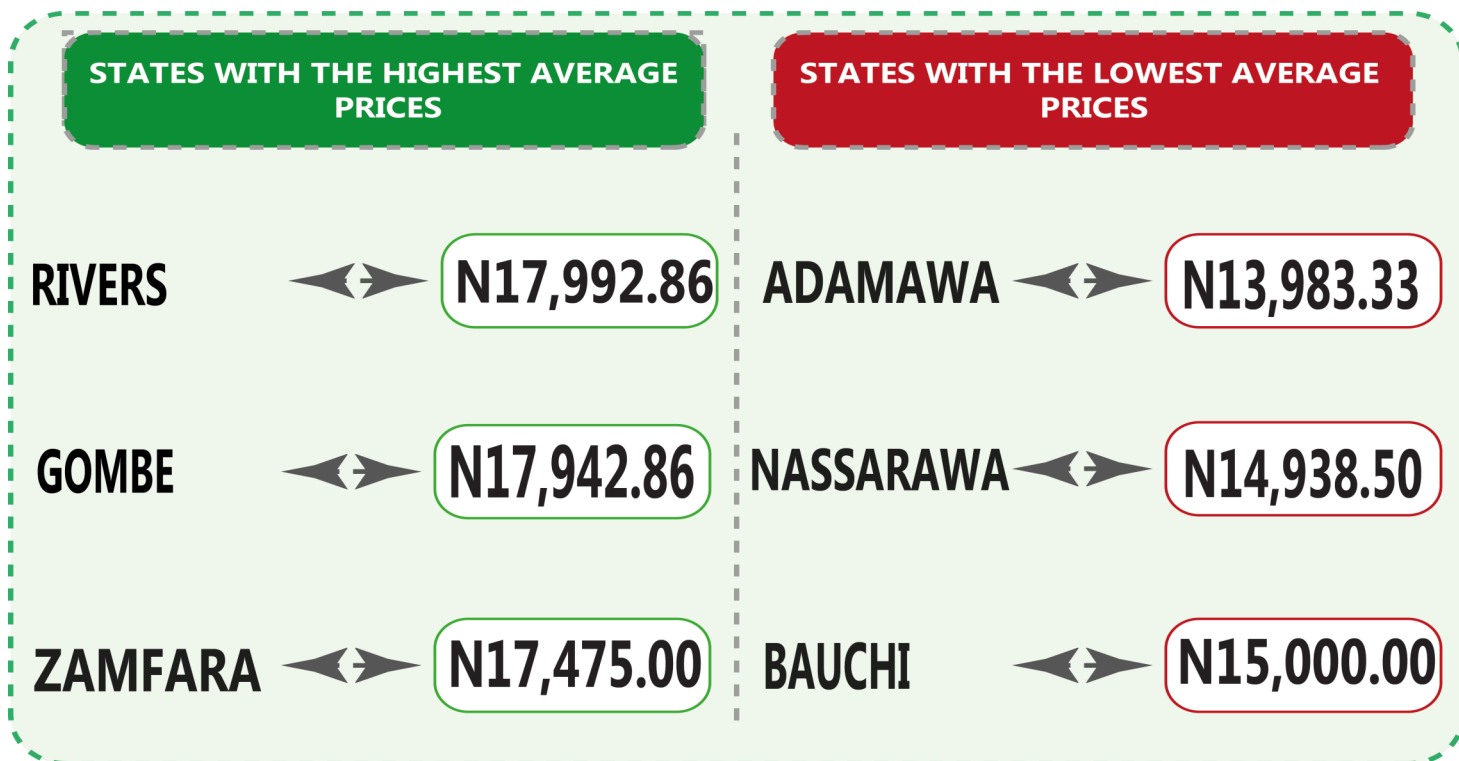

**LIQUEFIED PETROLEUM GAS (COOKING GAS)  
PRICE WATCH - SEPTEMBER 2024**  
12 Month Average Prices– 5KG Refilling



# LIQUEFIED PETROLEUM GAS (COOKING GAS)

## PRICE WATCH - SEPTEMBER 2024

Average Cooking Gas Prices Across States – 12.5KG Refilling





# LIQUEFIED PETROLEUM GAS (COOKING GAS)

## PRICE WATCH -SEPTEMBER 2024

Average Cooking Gas Prices Across Zones – 12.5KG Refilling



**N16,027.16**

**NORTH CENTRAL**

**N16,013.27**

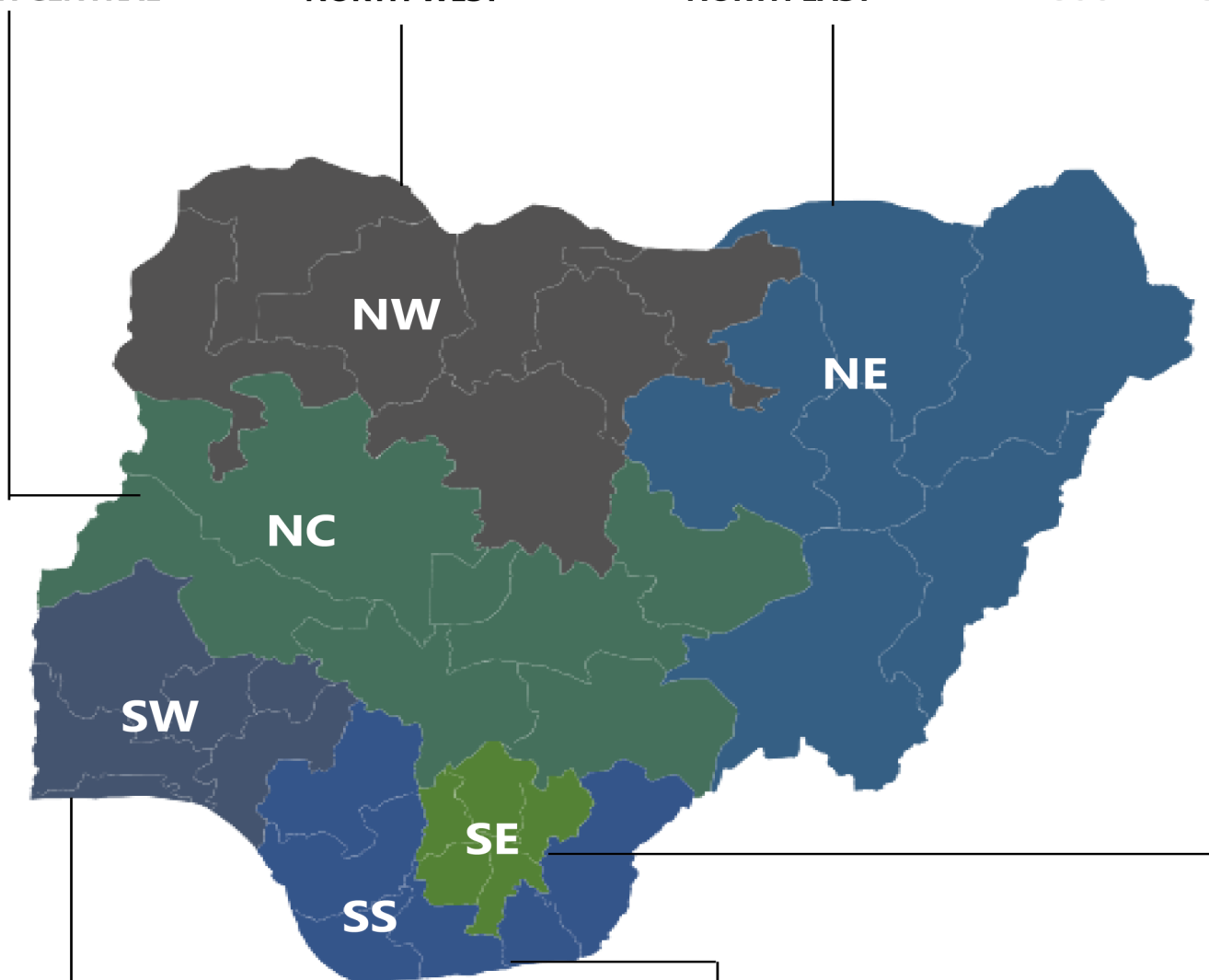
**NORTH WEST**

**N15,770.75**

**NORTH EAST**

**N16,957.29**

**SOUTH EAST**



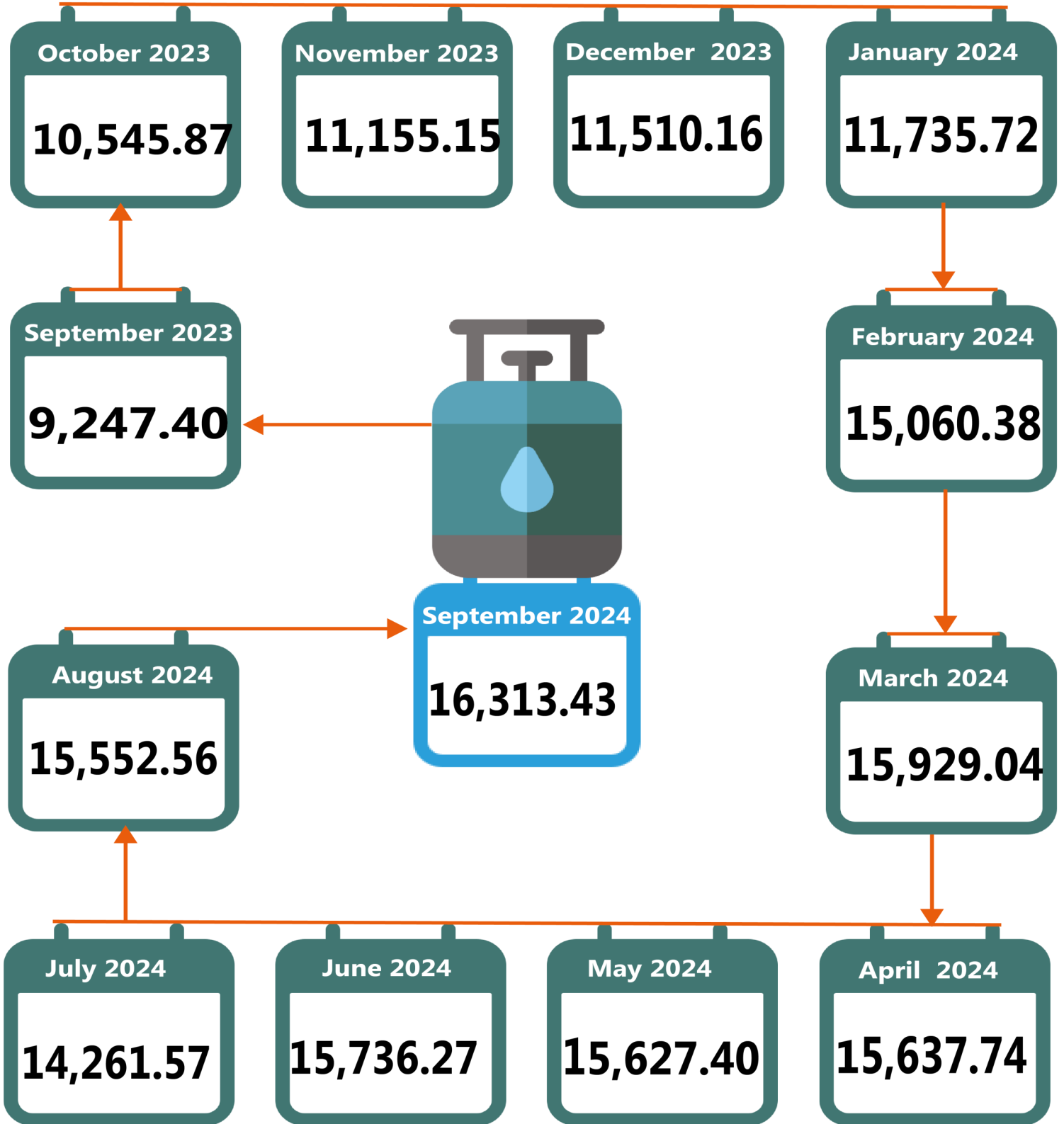
**N16,665.45**

**SOUTH WEST**

**N16,651.73**

**SOUTH SOUTH**

**LIQUEFIED PETROLEUM GAS (COOKING GAS)  
PRICE WATCH -SEPTEMBER 2024**  
12 Month Average Prices– 12.5KG Refilling



## APPENDIX

5KG						
	Average of Sep-23	Average of Aug-24	Average of Sep-24	MoM	YoY	
<b>NORTH CENTRAL</b>	<b>4555.95</b>	<b>6344.29</b>	<b>6559.94</b>		<b>3.40</b>	<b>43.99</b>
Abuja	4398.00	5825.00	6690.63		14.86	52.13
Benue	4789.26	7000.00	6143.52		-12.24	28.28
Kogi	4675.10	5857.56	6421.43		9.63	37.35
Kwara	4866.60	6464.01	6771.88		4.76	39.15
Nasarawa	3725.00	6088.94	6528.57		7.22	75.26
Niger	4681.43	6434.14	6706.43		4.23	43.26
Plateau	4756.25	6740.38	6657.14		-1.23	39.97
<b>NORTH EAST</b>	<b>4169.45</b>	<b>6413.28</b>	<b>6929.02</b>		<b>8.04</b>	<b>66.19</b>
Adamawa	4785.71	6500.00	6650.00		2.31	38.96
Bauchi	4000.00	6500.00	6587.50		1.35	64.69
Borno	4000.00	6914.29	7089.72		2.54	77.24
Gombe	3644.44	6376.00	7271.88		14.05	99.53
Taraba	4261.54	5600.67	7075.00		26.32	66.02
Yobe	4325.00	6588.73	6900.00		4.72	59.54
<b>NORTH WEST</b>	<b>4394.40</b>	<b>6420.77</b>	<b>6382.30</b>		<b>-0.60</b>	<b>45.24</b>
Jigawa	4291.67	6450.00	6277.78		-2.67	46.28
Kaduna	4666.67	6251.67	6470.83		3.51	38.66
Kano	4406.67	6350.00	6133.33		-3.41	39.18
Katsina	4270.00	6250.00	6683.33		6.93	56.52
Kebbi	3968.00	6143.75	5950.00		-3.15	49.95
Sokoto	4397.00	7000.00	6433.33		-8.10	46.31
Zamfara	4760.77	6500.00	6727.50		3.50	41.31
<b>SOUTH EAST</b>	<b>3917.47</b>	<b>6585.18</b>	<b>6893.47</b>		<b>4.68</b>	<b>75.97</b>
Abia	3887.73	6750.00	6818.18		1.01	75.38
Anambra	3983.33	6516.67	7083.33		8.70	77.82
Ebonyi	3971.43	6450.50	6808.57		5.55	71.44
Enugu	3847.80	6485.42	6869.05		5.92	78.52
Imo	3897.06	6723.33	6888.24		2.45	76.75
<b>SOUTH SOUTH</b>	<b>4152.79</b>	<b>6451.34</b>	<b>6795.54</b>		<b>5.34</b>	<b>63.64</b>
Akwa Ibom	4297.59	6000.00	6883.33		14.72	60.17
Bayelsa	4694.44	6550.00	6500.00		-0.76	38.46
Cross River	4493.75	6837.50	6718.75		-1.74	49.51
Delta	3883.33	6093.75	6416.67		5.30	65.24
Edo	3626.17	6272.22	6968.75		11.10	92.18
Rivers	3921.43	6954.55	7285.71		4.76	85.79
<b>SOUTH WEST</b>	<b>3809.22</b>	<b>6406.93</b>	<b>6745.96</b>		<b>5.29</b>	<b>77.10</b>
Ekiti	3450.06	6525.00	6600.00		1.15	91.30
Lagos	4390.64	6677.78	6975.00		4.45	58.86
Ogun	3920.00	6410.71	6668.18		4.02	70.11
Ondo	3364.62	6196.43	6493.75		4.80	93.00
Osun	3675.00	6475.00	6785.71		4.80	84.65
Oyo	4055.00	6156.67	6953.13		12.94	71.47
<b>Average</b>	<b>4189.96</b>	<b>6430.02</b>	<b>6699.63</b>		<b>4.19</b>	<b>59.90</b>

12.5KG						
	Average of Sep-23	Average of Aug-24	Average of Sep-24	MoM	YoY	
<b>NORTH CENTRAL</b>	<b>9335.71</b>	<b>14767.41</b>	<b>16027.16</b>	<b>8.53</b>	<b>71.68</b>	
Abuja	9123.20	14562.50	17001.25	16.75	86.35	
Benue	9125.00	15875.75	16636.99	4.79	82.32	
Kogi	8892.86	14364.85	15702.08	9.31	76.57	
Kwara	9593.75	15231.63	16536.84	8.57	72.37	
Nasarawa	9950.15	13640.94	14938.50	9.51	50.13	
Niger	9676.67	14302.14	15132.92	5.81	56.39	
Plateau	8988.33	15394.04	16241.55	5.51	80.70	
<b>NORTH EAST</b>	<b>8683.62</b>	<b>14912.58</b>	<b>15770.75</b>	<b>5.75</b>	<b>81.61</b>	
Adamawa	7604.29	13725.00	13983.33	1.88	83.89	
Bauchi	9639.93	13425.00	15000.00	11.73	55.60	
Borno	8113.69	15200.00	15490.00	1.91	90.91	
Gombe	8188.75	16184.38	17942.86	10.87	119.12	
Taraba	9196.73	15625.00	15625.00	0.00	69.90	
Yobe	9358.33	15316.08	16583.33	8.27	77.20	
<b>NORTH WEST</b>	<b>9110.64</b>	<b>15330.71</b>	<b>16013.27</b>	<b>4.45</b>	<b>75.76</b>	
Jigawa	9374.44	15691.67	15192.86	-3.18	62.07	
Kaduna	9340.77	14337.25	15945.83	11.22	70.71	
Kano	8976.67	15878.13	16256.25	2.38	81.09	
Katsina	9435.45	14328.57	15666.67	9.34	66.04	
Taraba	8999.43	15585.63	15306.25	-1.79	70.08	
Sokoto	9312.74	16875.00	16250.00	-3.70	74.49	
Zamfara	8335.00	14618.75	17475.00	19.54	109.66	
<b>SOUTH EAST</b>	<b>9393.69</b>	<b>16495.78</b>	<b>16957.29</b>	<b>2.80</b>	<b>80.52</b>	
Abia	9458.54	17012.52	16643.75	-2.17	75.97	
Anambra	9860.71	16294.64	17291.67	6.12	75.36	
Ebonyi	9198.29	16001.53	16785.71	4.90	82.49	
Enugu	9282.14	16303.00	17053.57	4.60	83.72	
Imo	9168.75	16867.19	17011.76	0.86	85.54	
<b>SOUTH SOUTH</b>	<b>9613.55</b>	<b>16524.00</b>	<b>16651.73</b>	<b>0.77</b>	<b>73.21</b>	
Akwa Ibom	9188.89	16725.00	15458.33	-7.57	68.23	
Bayelsa	9869.52	16762.50	16250.00	-3.06	64.65	
Cross River	10203.13	17050.00	16965.63	-0.49	66.28	
Delta	9543.75	15156.25	15971.67	5.38	67.35	
Edo	9376.00	16363.89	17271.88	5.55	84.21	
Rivers	9500.00	17086.36	17992.86	5.31	89.40	
<b>SOUTH WEST</b>	<b>9379.68</b>	<b>15609.93</b>	<b>16665.45</b>	<b>6.76</b>	<b>77.68</b>	
Ekiti	9298.44	15957.35	16493.33	3.36	77.38	
Lagos	9620.83	15418.06	16427.78	6.55	70.75	
Ogun	9967.11	16091.07	16600.00	3.16	66.55	
Ondo	9155.00	14836.54	16437.50	10.79	79.55	
Osun	9308.33	16388.89	17159.09	4.70	84.34	
Oyo	8928.34	14967.65	16875.00	12.74	89.00	
<b>Average</b>	<b>9247.40</b>	<b>15552.56</b>	<b>16313.43</b>	<b>4.89</b>	<b>76.41</b>	

# CONTACT



## National Bureau of Statistics

Head Office

No 1, Wole Olanipekun Street,  
Formerly, Plot 762 Independence  
Avenue  
Off Constitution Avenue,  
CBD, Abuja, F. C. T.

## Mr. Ichedi S.J

Information Desk

Head, Communication & Public  
Relations Department (C&PRD)  
Phone: +2348037051701  
sjchedi@nigerianstat.gov.ng

## Moses Mathew

Statistical Information Officer

Phone: +2347069071157  
matmoses@nigerianstat.gov.ng

## Dr A.A. Ayo

Head Prices Division

Phone: +2348036082904  
anthonyayo@nigerianstat.gov.ng



@nbs\_nigeria



NBSNigeria



Nbs\_nigeria

