



NATIONAL BUREAU OF STATISTICS

# Liquefied Petroleum Gas (Cooking Gas) Price Watch

---

(JULY 2024)

**Report Date: August 2024**

**Data Source: National Bureau of Statistics (NBS)**

# CONTENT

<b>Methodology</b>	<b>3</b>
<b>Executive Summary</b>	<b>4</b>
<b>Average Cooking Gas Prices across States – 5KG Refilling</b>	<b>5</b>
<b>Average Cooking Gas Prices across Zones – 5KG Refilling</b>	<b>6</b>
<b>12 Month Average Prices – 5KG Refilling</b>	<b>7</b>
<b>Average Cooking Gas Prices across States – 12.5KG Refilling</b>	<b>8</b>
<b>Average Cooking Gas Prices across Zones – 12.5KG Refilling</b>	<b>9</b>
<b>12 Month Average Prices – 12.5KG Refilling</b>	<b>10</b>
<b>Appendix</b>	<b>11</b>
<b>Contact</b>	<b>13</b>

## METHODOLOGY

Fieldwork is done solely by over 700 NBS Staff in all the States of the federation, supported by supervisors whom internal and external observers monitor.

Gas Prices are collected across all the 774 local governments across all States and the FCT from over 10,000 respondents and outlets and the estimates reflect the weights derived from estimates of household expenditures on gas and the actual prices households bought different KG of gases.

The average prices are reported for each state and the country.

The NBS audit team subsequently conducts randomly selected verification of prices recorded.

## EXECUTIVE SUMMARY

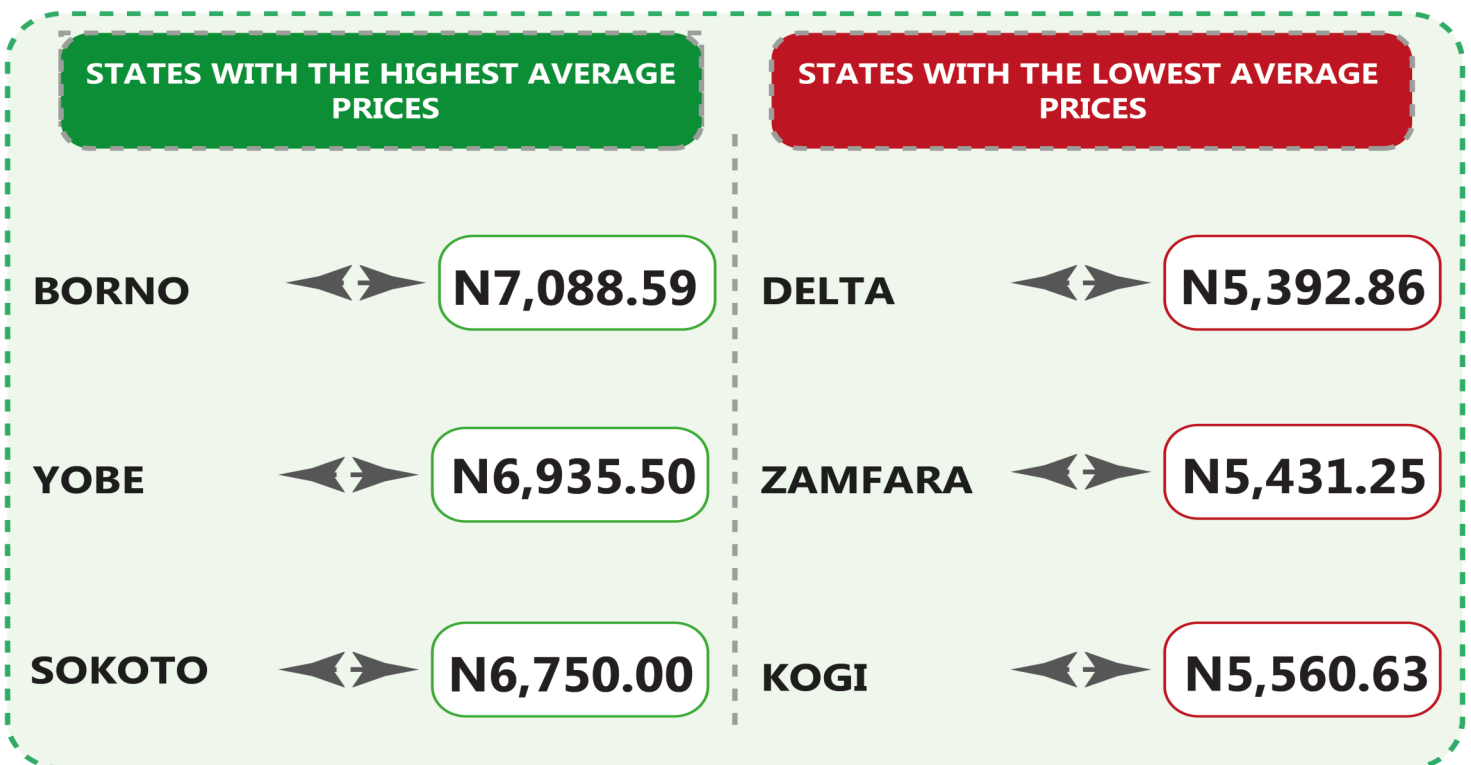

The average retail price for refilling a 5kg Cylinder of Liquefied Petroleum Gas (Cooking Gas) decreased by 14.23% on a month-on-month basis from N6,966.03 recorded in June 2024 to N5,974.55 in July 2024. On a year-on-year basis, this increased by 46.69% from N4,072.87 in July 2023. On state profile analysis, Borno recorded the highest average price for refilling a 5kg Cylinder of Liquefied Petroleum Gas (Cooking Gas) with N7,088.59, followed by Yobe with N6,935.50, and Sokoto with N6,750.00. On the other hand, Delta recorded the lowest price with N5,392.86, followed by Zamfara and Kogi with N5,431.25 and N5,560.63 respectively. In addition, analysis by zone showed that the North-East recorded the highest average retail price for refilling a 5kg Cylinder of Liquefied Petroleum Gas (Cooking Gas) with N6,446.53, followed by the North-Central with N6,042.33 while the South South recorded the lowest with N5,654.04.

Also, the average retail price for refilling a 12.5kg Cylinder of Liquefied Petroleum Gas (Cooking Gas) decreased by 9.37% on a month-on-month basis from N15,736.27 in June 2024 to N14,261.57 in July 2024. On a year-on-year basis, this rose by 55.66% from N9,162.11 in July 2023. On state profile analysis, Gombe recorded the highest average retail price for the refilling of a 12.5kg Cylinder of Liquefied Petroleum Gas (Cooking Gas) with N15,872.22, followed by Yobe with N15,823.32 and Taraba with N15,625.00. Conversely, the lowest average price was recorded in Bauchi with N13,314.47, followed by Enugu and Nassarawa with N13,411.39 and N13,413.81 respectively. Analysis by zone showed that the North-East recorded the highest average retail price for refilling a 12.5kg Cylinder of Liquefied Petroleum Gas (Cooking Gas) with N15,075.16, followed by the North-West with N14,454.86 while the North-Central recorded the lowest price with N13,611.68.

# LIQUEFIED PETROLEUM GAS (COOKING GAS)

## PRICE WATCH - JULY 2024

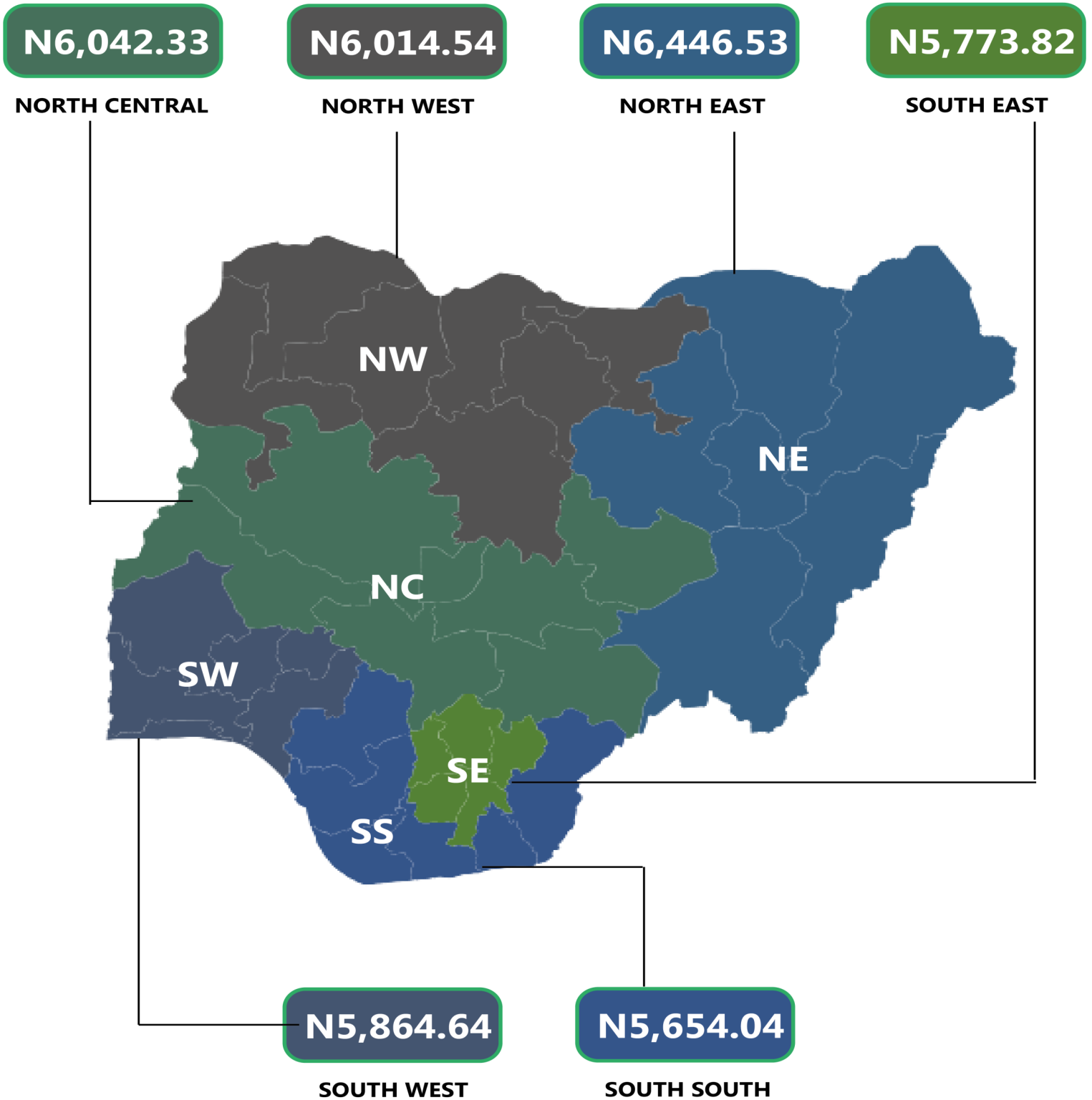
Average Cooking Gas Prices Across States – 5KG Refilling



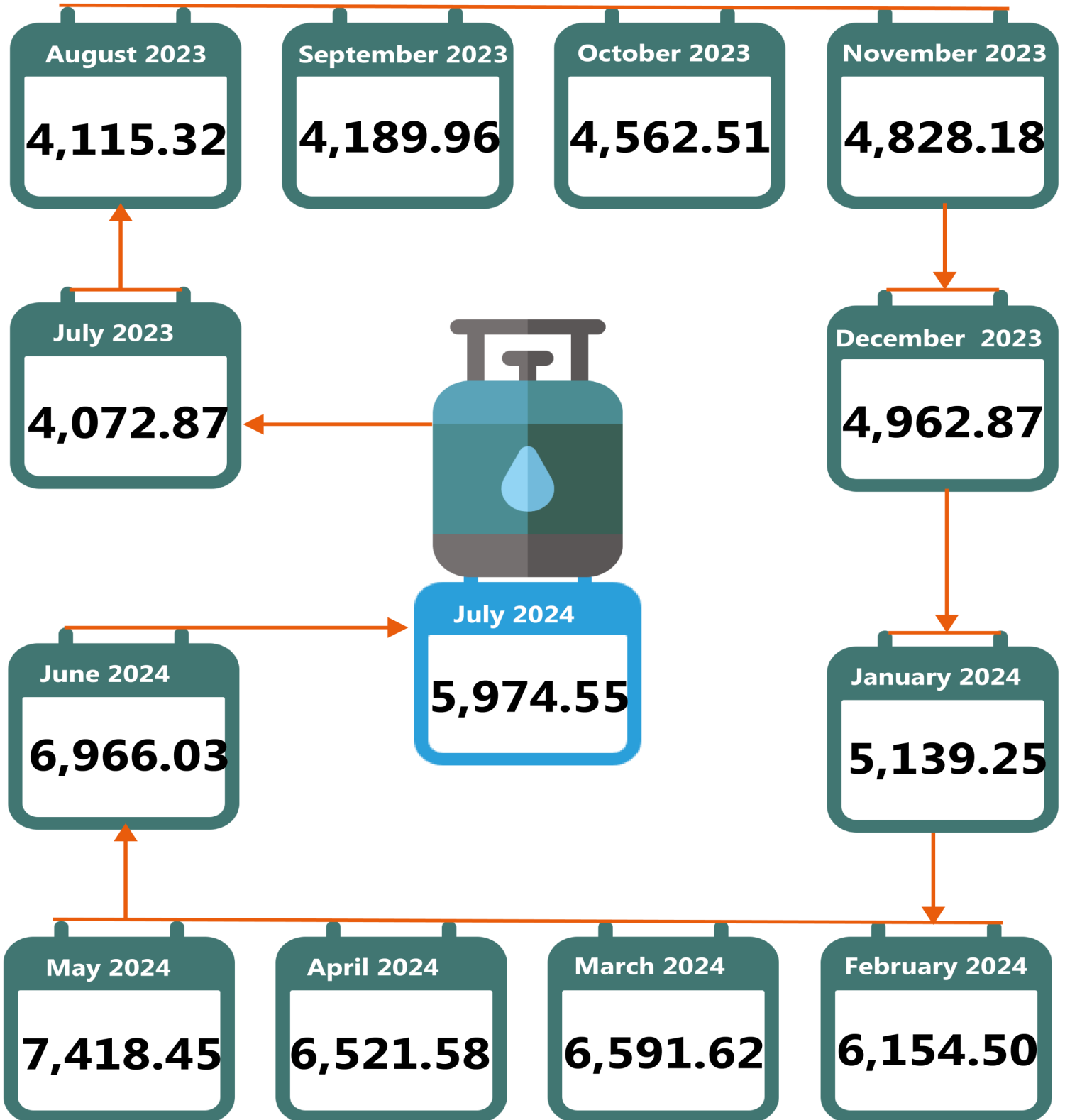
# LIQUEFIED PETROLEUM GAS (COOKING GAS)

## PRICE WATCH - JULY 2024

Average Cooking Gas Prices Across Zones – 5KG Refilling



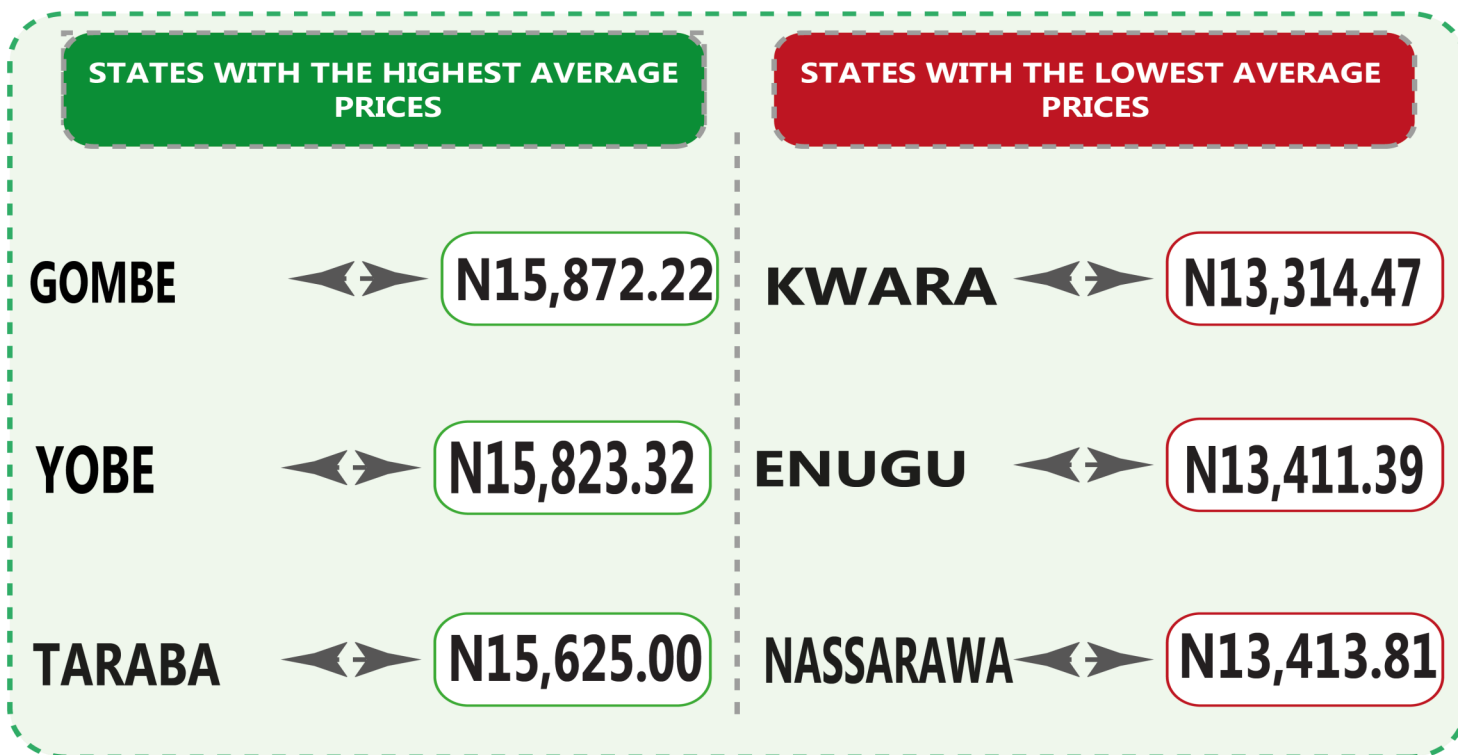

**LIQUEFIED PETROLEUM GAS (COOKING GAS)  
PRICE WATCH - JULY 2024**  
12 Month Average Prices– 5KG Refilling



# LIQUEFIED PETROLEUM GAS (COOKING GAS)

## PRICE WATCH - JULY 2024

Average Cooking Gas Prices Across States – 12.5KG Refilling





# LIQUEFIED PETROLEUM GAS (COOKING GAS)

## PRICE WATCH - JULY 2024

Average Cooking Gas Prices Across Zones – 12.5KG Refilling



**N13,611.68**

**NORTH CENTRAL**

**N14,454.86**

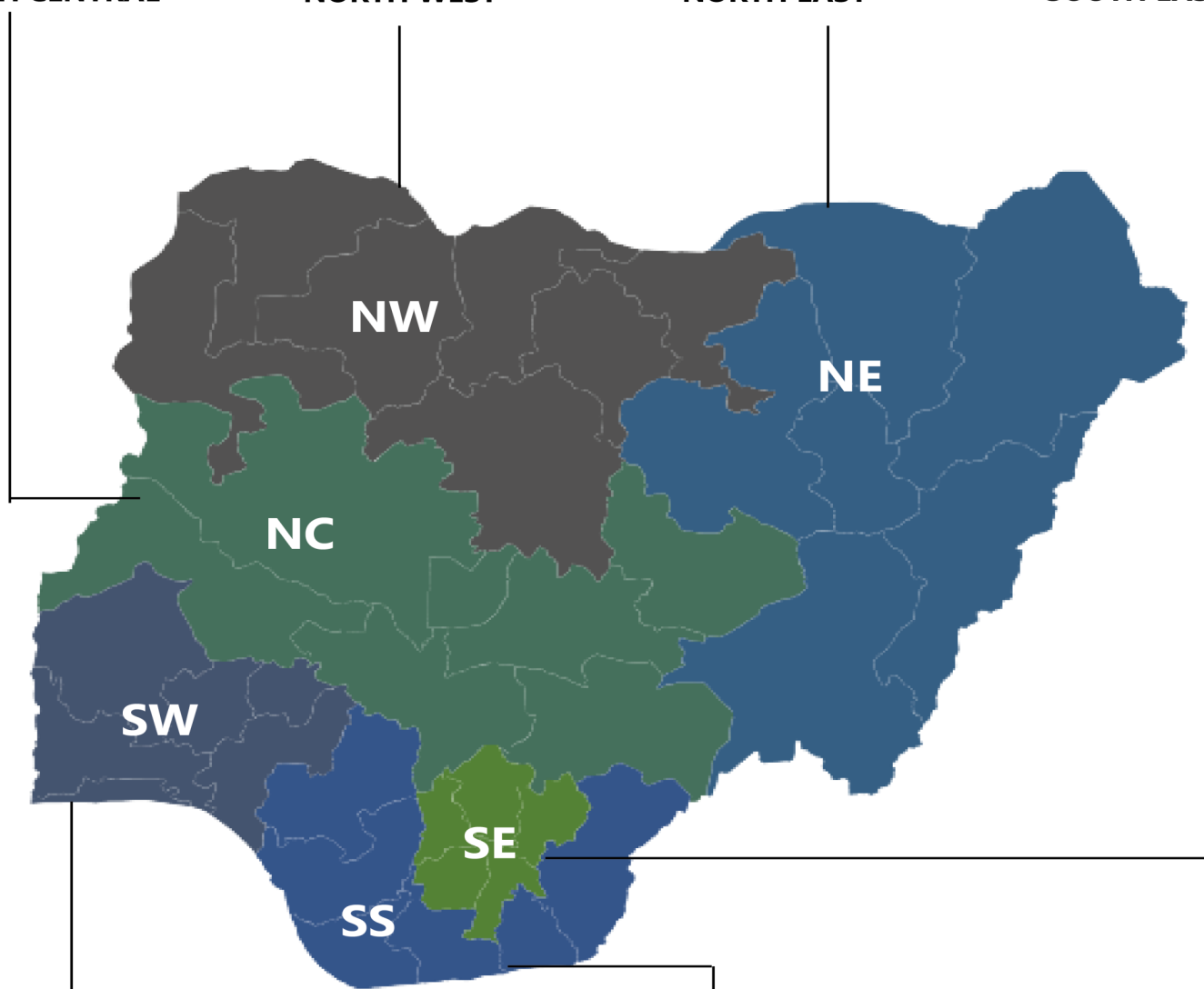
**NORTH WEST**

**N15,075.16**

**NORTH EAST**

**N13,838.00**

**SOUTH EAST**



**N14,300.58**

**SOUTH WEST**

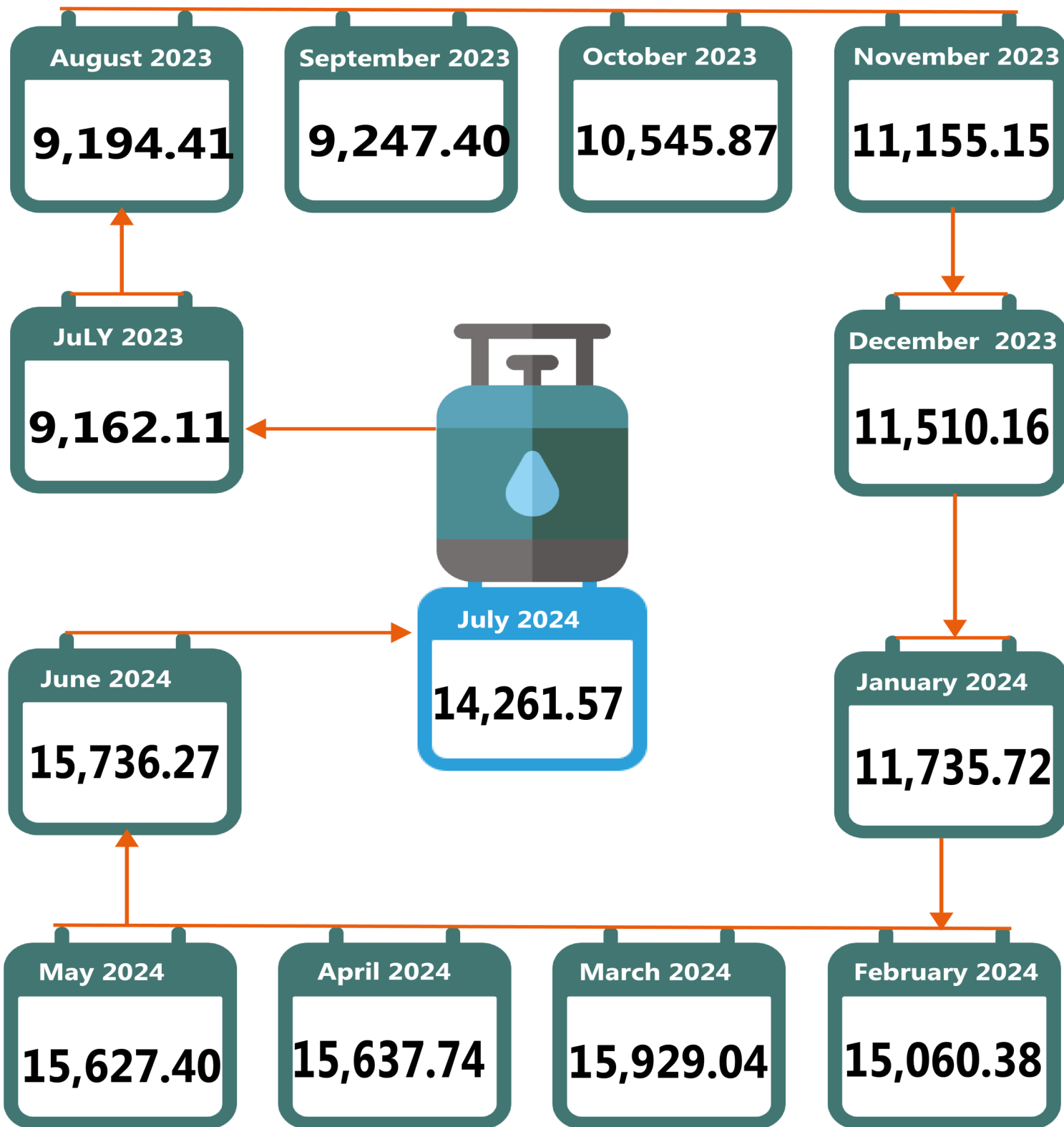
**N14,294.62**

**SOUTH SOUTH**

# LIQUEFIED PETROLEUM GAS (COOKING GAS)

## PRICE WATCH - JULY 2024

12 Month Average Prices– 12.5KG Refilling



## APPENDIX

5KG					
	Average of Jul-23	Average of Jun-24	Average of Jul-24	MoM	YoY
<b>NORTH CENTRAL</b>	<b>4425.56</b>	<b>7096.51</b>	<b>6042.33</b>	<b>-14.85</b>	<b>36.53</b>
Abuja	4387.36	6710.00	5617.70	-16.28	28.04
Benue	4579.87	7336.14	6491.00	-11.52	41.73
Kogi	4621.43	7238.18	5560.63	-23.18	20.32
Kwara	4780.00	7562.31	5936.29	-21.50	24.19
Nasarawa	3366.67	6412.66	6277.98	-2.10	86.47
Niger	4633.33	7219.44	6165.31	-14.60	33.06
Plateau	4610.25	7196.82	6247.42	-13.19	35.51
<b>NORTH EAST</b>	<b>4087.84</b>	<b>6807.39</b>	<b>6446.53</b>	<b>-5.30</b>	<b>57.70</b>
Adamawa	4534.38	6470.00	5870.00	-9.27	29.46
Bauchi	4228.29	7000.00	6395.00	-8.64	51.24
Borno	3785.29	7186.67	7088.59	-1.36	87.27
Gombe	3655.45	6825.00	6293.59	-7.79	72.17
Taraba	4198.25	7300.17	6096.53	-16.49	45.22
Yobe	4125.36	6062.50	6935.50	14.40	68.12
<b>NORTH WEST</b>	<b>4265.97</b>	<b>6660.20</b>	<b>6014.54</b>	<b>-9.69</b>	<b>40.99</b>
Jigawa	4142.86	6144.44	6243.75	1.62	50.71
Kaduna	4579.17	6800.88	5602.00	-17.63	22.34
Kano	4432.14	6900.00	5787.50	-16.12	30.58
Katsina	4195.45	6375.00	6194.44	-2.83	47.65
Kebbi	3630.00	6511.11	6092.86	-6.42	67.85
Sokoto	4186.67	7000.00	6750.00	-3.57	61.23
Zamfara	4695.47	6890.00	5431.25	-21.17	15.67
<b>SOUTH EAST</b>	<b>3847.92</b>	<b>6961.91</b>	<b>5773.82</b>	<b>-17.07</b>	<b>50.05</b>
Abia	3858.82	7304.17	5824.56	-20.26	50.94
Anambra	3586.67	6338.75	5857.08	-7.60	63.30
Ebonyi	4050.39	7590.79	5814.02	-23.41	43.54
Enugu	3846.67	6825.23	5729.13	-16.06	48.94
Imo	3897.06	6750.60	5644.29	-16.39	44.83
<b>SOUTH SOUTH</b>	<b>3970.27</b>	<b>7057.04</b>	<b>5654.04</b>	<b>-19.88</b>	<b>42.41</b>
Akwa Ibom	4095.45	6597.22	5950.00	-9.81	45.28
Bayelsa	4627.78	6525.00	5572.22	-14.60	20.41
Cross River	4392.86	7420.00	5707.78	-23.08	29.93
Delta	3518.75	6883.33	5392.86	-21.65	53.26
Edo	3555.89	7750.00	5572.22	-28.10	56.70
Rivers	3630.91	7166.67	5729.17	-20.06	57.79
<b>SOUTH WEST</b>	<b>3711.22</b>	<b>7241.67</b>	<b>5864.64</b>	<b>-19.02</b>	<b>58.02</b>
Ekiti	3293.33	7300.00	5828.13	-20.16	76.97
Lagos	4298.81	7500.00	6060.59	-19.19	40.98
Ogun	3661.05	7000.00	6021.54	-13.98	64.48
Ondo	3285.00	6500.00	5800.00	-10.77	76.56
Osun	3598.65	7800.00	5682.14	-27.15	57.90
Oyo	4130.45	7350.00	5795.45	-21.15	40.31
<b>Average</b>	<b>4072.87</b>	<b>6966.03</b>	<b>5974.55</b>	<b>-14.23</b>	<b>46.69</b>

12.5KG					
	Average of Jul-23	Average of Jun-24	Average of Jul-24	MoM	YoY
<b>NORTH CENTRAL</b>	<b>9256.42</b>	<b>15593.28</b>	<b>13611.68</b>	<b>-12.71</b>	<b>47.05</b>
Abuja	9080.00	16690.00	13580.00	-18.63	49.56
Benue	9022.22	16390.00	13847.50	-15.51	53.48
Kogi	8840.00	14455.38	13622.38	-5.76	54.10
Kwara	9585.71	16318.64	13314.47	-18.41	38.90
Nasarawa	9588.10	14553.13	13413.81	-7.83	39.90
Niger	9553.33	15995.83	13828.63	-13.55	44.75
Plateau	9125.55	14750.00	13675.00	-7.29	49.85
<b>NORTH EAST</b>	<b>8604.65</b>	<b>15104.26</b>	<b>15075.16</b>	<b>-0.19</b>	<b>75.20</b>
Adamawa	7586.88	16488.75	13632.56	-17.32	79.69
Bauchi	9562.88	13450.00	14375.00	6.88	50.32
Borno	8020.00	15305.00	15122.86	-1.19	88.56
Gombe	8170.61	16473.33	15872.22	-3.65	94.26
Taraba	8921.67	13950.00	15625.00	12.01	75.14
Yobe	9365.85	14958.47	15823.32	5.78	68.95
<b>NORTH WEST</b>	<b>9001.84</b>	<b>15819.44</b>	<b>14454.86</b>	<b>-8.63</b>	<b>60.58</b>
Jigawa	9318.81	15950.00	15400.00	-3.45	65.26
Kaduna	9326.67	16754.69	14311.11	-14.58	53.44
Kano	8833.33	15856.25	14418.18	-9.07	63.22
Katsina	9346.48	15325.00	14505.56	-5.35	55.20
Kebbi	8982.22	14677.14	14111.67	-3.85	57.11
Sokoto	9266.18	15650.00	14375.00	-8.15	55.13
Zamfara	7939.17	16523.00	14062.50	-14.89	77.13
<b>SOUTH EAST</b>	<b>9271.49</b>	<b>15925.96</b>	<b>13838.00</b>	<b>-13.11</b>	<b>49.25</b>
Abia	9036.67	16708.33	13981.25	-16.32	54.72
Anambra	9856.79	16334.58	14011.36	-14.22	42.15
Ebonyi	9198.75	14543.39	14177.92	-2.51	54.13
Enugu	9198.57	15824.43	13411.39	-15.25	45.80
Imo	9066.67	16219.05	13608.09	-16.10	50.09
<b>SOUTH SOUTH</b>	<b>9532.49</b>	<b>16272.94</b>	<b>14294.62</b>	<b>-12.16</b>	<b>49.96</b>
Akwa Ibom	8993.89	16319.33	14875.00	-8.85	65.39
Bayelsa	9878.42	16612.50	14337.50	-13.69	45.14
Cross River	10175.33	16888.89	14555.63	-13.82	43.05
Delta	9510.71	16058.33	13795.00	-14.09	45.05
Edo	9146.43	15877.50	13971.67	-12.00	52.76
Rivers	9490.15	15881.11	14232.92	-10.38	49.98
<b>SOUTH WEST</b>	<b>9335.00</b>	<b>15743.33</b>	<b>14300.58</b>	<b>-9.16</b>	<b>53.19</b>
Ekiti	9199.63	15860.00	14379.69	-9.33	56.31
Lagos	9565.58	15500.00	14408.33	-7.04	50.63
Ogun	9885.12	14800.00	14850.00	0.34	50.23
Ondo	9098.86	15800.00	14132.14	-10.56	55.32
Osun	9153.33	16500.00	13729.17	-16.79	49.99
Oyo	9107.50	16000.00	14304.17	-10.60	57.06
<b>Average</b>	<b>9162.11</b>	<b>15736.27</b>	<b>14261.57</b>	<b>-9.37</b>	<b>55.66</b>

# CONTACT



## National Bureau of Statistics

Head Office

No 1, Wole Olanipekun Street,  
Formerly, Plot 762 Independence  
Avenue  
Off Constitution Avenue,  
CBD, Abuja, F. C. T.

## Mr. Ichedi S.J

Information Desk

Head, Communication & Public  
Relations Department (C&PRD)  
Phone: +2348037051701  
sjichedi@nigerianstat.gov.ng

## Moses Mathew

Statistical Information Officer

Phone: +2347069071157  
matmoses@nigerianstat.gov.ng

## Dr A.A. Ayo

Head Prices Division

Phone: +2348036082904  
anthonyayo@nigerianstat.gov.ng



@nbs\_nigeria



NBSNigeria



Nbs\_nigeria

