



NATIONAL BUREAU OF STATISTICS

# Liquefied Petroleum Gas (Cooking Gas) Price Watch

---

MAY 2024)

**Report Date: June 2024**

**Data Source: National Bureau of Statistics (NBS)**

# CONTENT

<b>Methodology</b>	<b>3</b>
<b>Executive Summary</b>	<b>4</b>
<b>Average Cooking Gas Prices across States – 5KG Refilling</b>	<b>5</b>
<b>Average Cooking Gas Prices across Zones – 5KG Refilling</b>	<b>6</b>
<b>12 Month Average Prices – 5KG Refilling</b>	<b>7</b>
<b>Average Cooking Gas Prices across States – 12.5KG Refilling</b>	<b>8</b>
<b>Average Cooking Gas Prices across Zones – 12.5KG Refilling</b>	<b>9</b>
<b>12 Month Average Prices – 12.5KG Refilling</b>	<b>10</b>
<b>Appendix</b>	<b>11</b>
<b>Contact</b>	<b>13</b>

## METHODOLOGY

Fieldwork is done solely by over 700 NBS Staff in all the States of the federation, supported by supervisors whom internal and external observers monitor.

Gas Prices are collected across all the 774 local governments across all States and the FCT from over 10,000 respondents and outlets and the estimates reflect the weights derived from estimates of household expenditures on gas and the actual prices households bought different KG of gases.

The average prices are reported for each state and the country.

The NBS audit team subsequently conducts randomly selected verification of prices recorded.

## EXECUTIVE SUMMARY

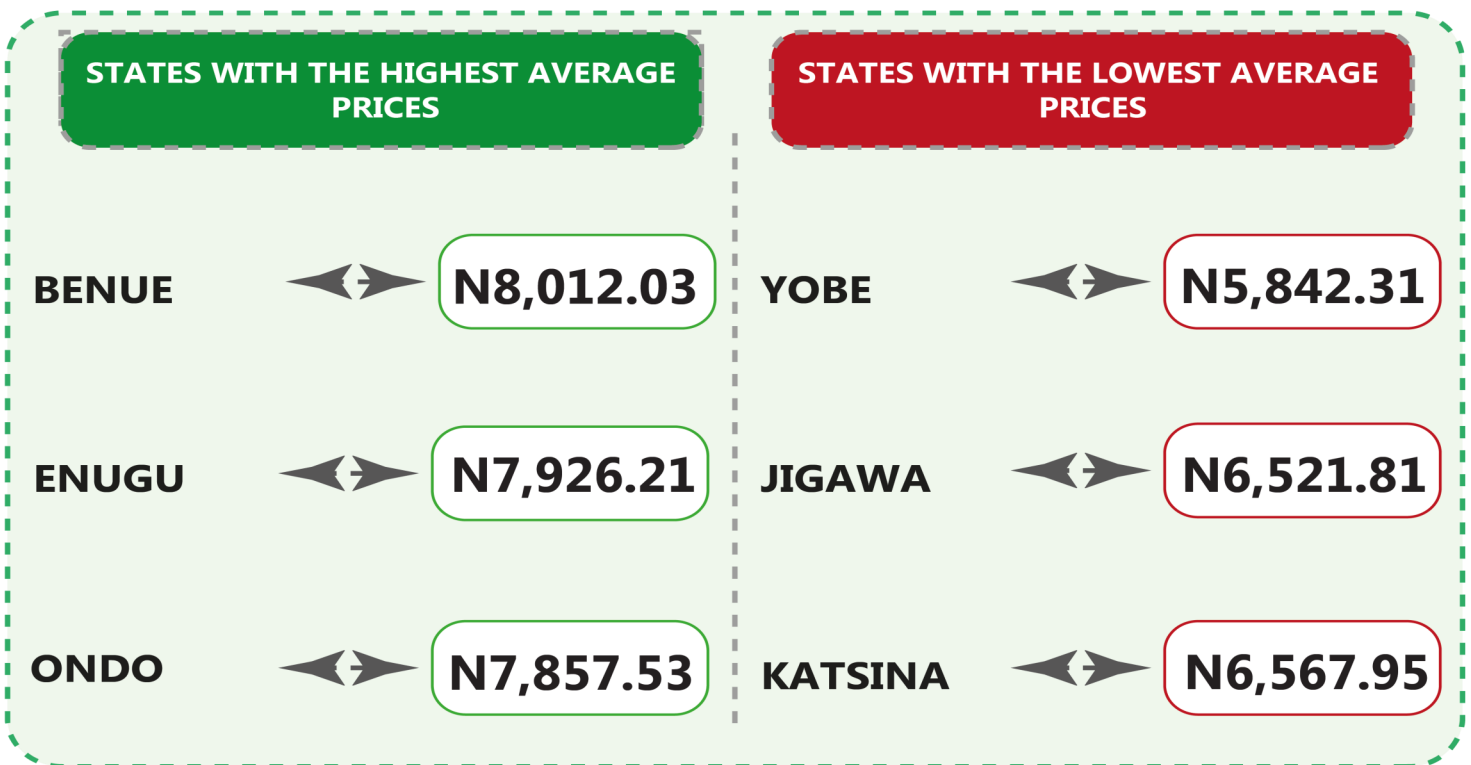
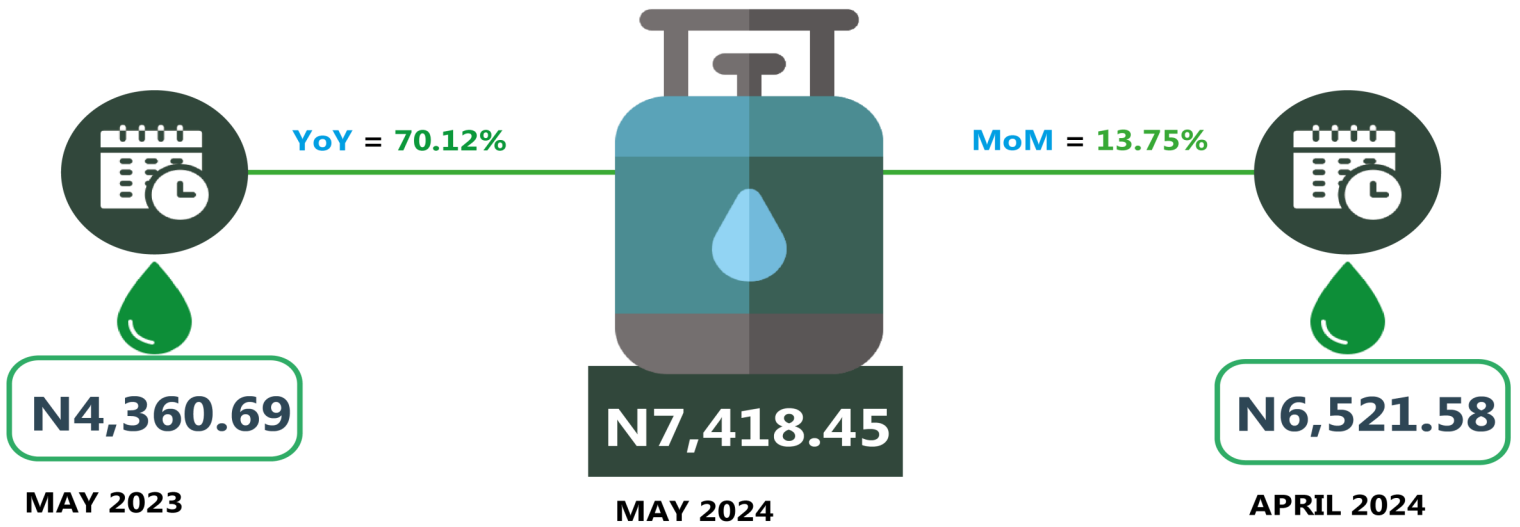
The average retail price for refilling a 5kg Cylinder of Liquefied Petroleum Gas (Cooking Gas) increased by 13.75% on a month-on-month basis from N6,521.58 recorded in April 2024 to N7,418.45 in May 2024. On a year-on-year basis, this increased by 70.12% from N4,360.69 in May 2023. On state profile analysis, Benue recorded the highest average price for refilling a 5kg Cylinder of Liquefied Petroleum Gas (Cooking Gas) with N8,012.03, followed by Enugu with N7,926.21, and Ondo with N7,857.53. On the other hand, Yobe recorded the lowest price with N5,842.31, followed by Jigawa and Katsina with N6,521.81 and N6,567.95 respectively. In addition, analysis by zone showed that the South-East recorded the highest average retail price for refilling a 5kg Cylinder of Liquefied Petroleum Gas (Cooking Gas) with N7,680.87, followed by the South-West with N6,593.93 while the North-East recorded the lowest with N7,071.84.

Also, the average retail price for refilling a 12.5kg Cylinder of Liquefied Petroleum Gas (Cooking Gas) declined by 0.07% on a month-on-month basis from N15,637.74 in April 2024 to N15,627.40 in May 2024. On a year-on-year basis, this rose by 63.85% from N9,537.89 in May 2023. On state profile analysis, Zamfara recorded the highest average retail price for the refilling of a 12.5kg Cylinder of Liquefied Petroleum Gas (Cooking Gas) with N18,369.33, followed by Bayelsa with N17,772.21 and Abia with N17,538.02. Conversely, the lowest average price was recorded in Bauchi with N13,076.43, followed by Ebonyi and Taraba with N13,788.09 and N13,860.31 respectively. Analysis by zone showed that the South-South recorded the highest average retail price for refilling a 12.5kg Cylinder of Liquefied Petroleum Gas (Cooking Gas) with N16,310.02, followed by the North-West with N15,991.13 while the North-East recorded the lowest price with N15,010.62.

# LIQUEFIED PETROLEUM GAS (COOKING GAS)

## PRICE WATCH -MAY 2024

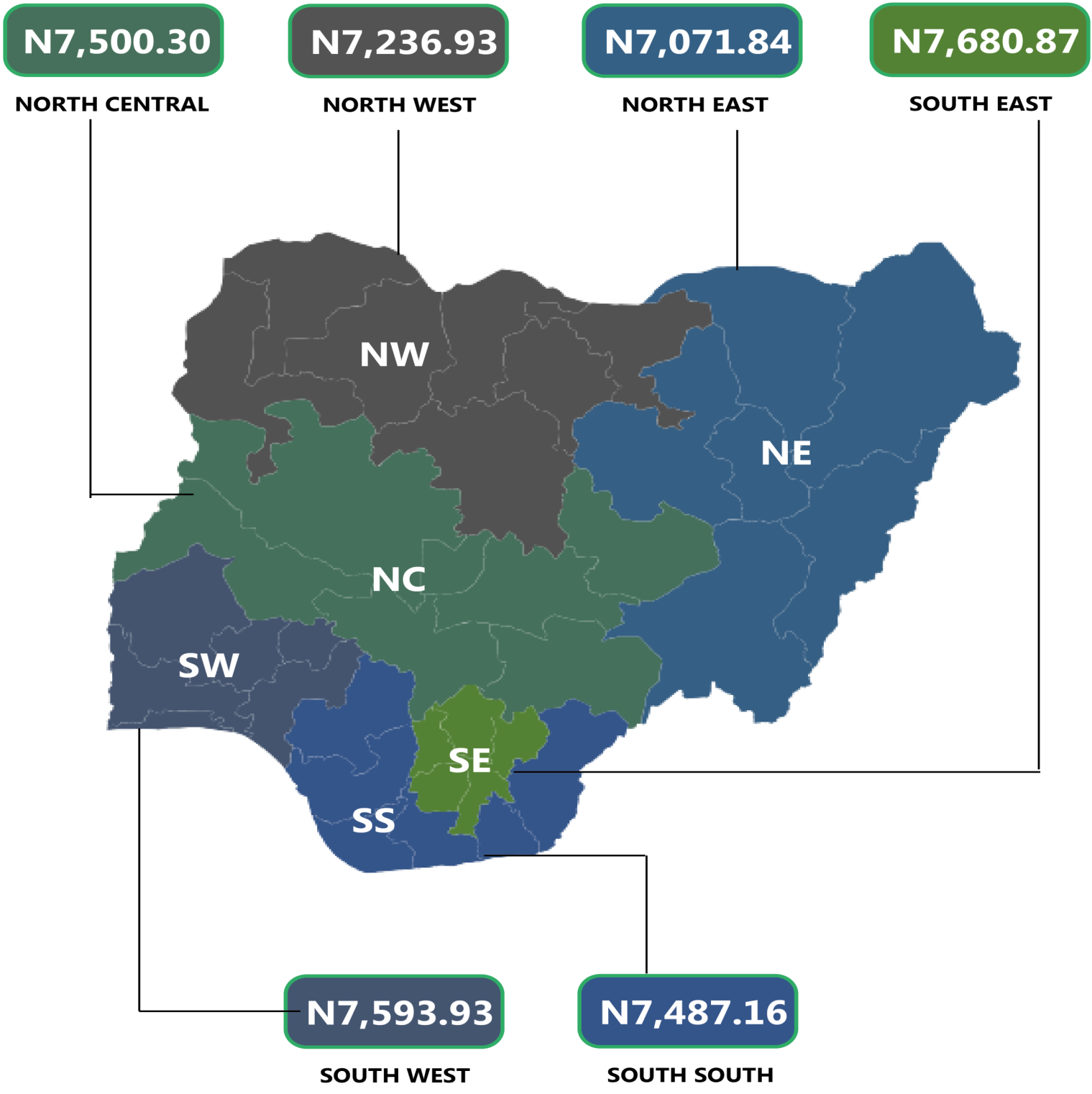
Average Cooking Gas Prices Across States – 5KG Refilling



# LIQUEFIED PETROLEUM GAS (COOKING GAS)

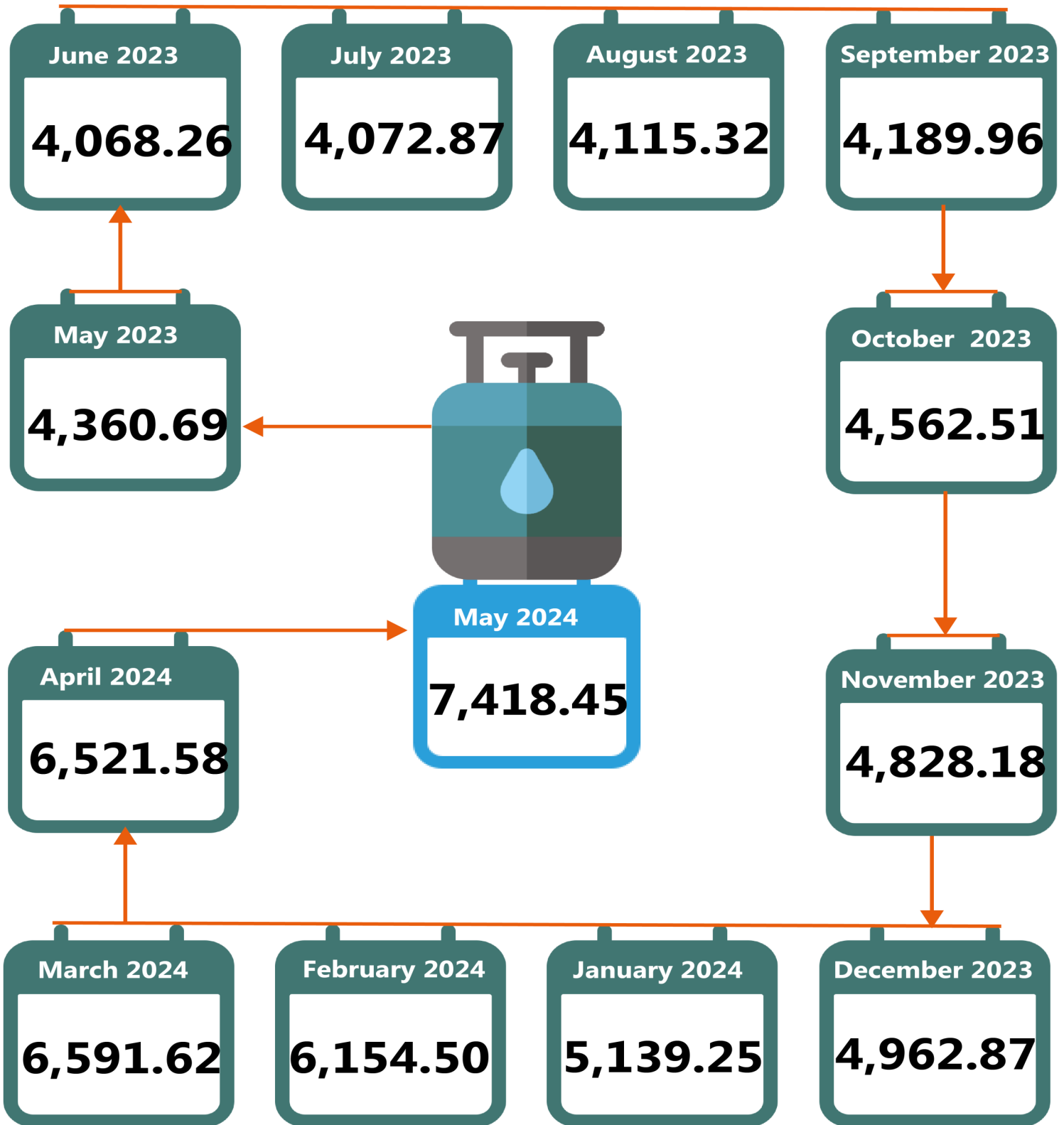
## PRICE WATCH - MAY 2024

Average Cooking Gas Prices Across Zones – 5KG Refilling



# LIQUEFIED PETROLEUM GAS (COOKING GAS) PRICE WATCH - MAY 2024

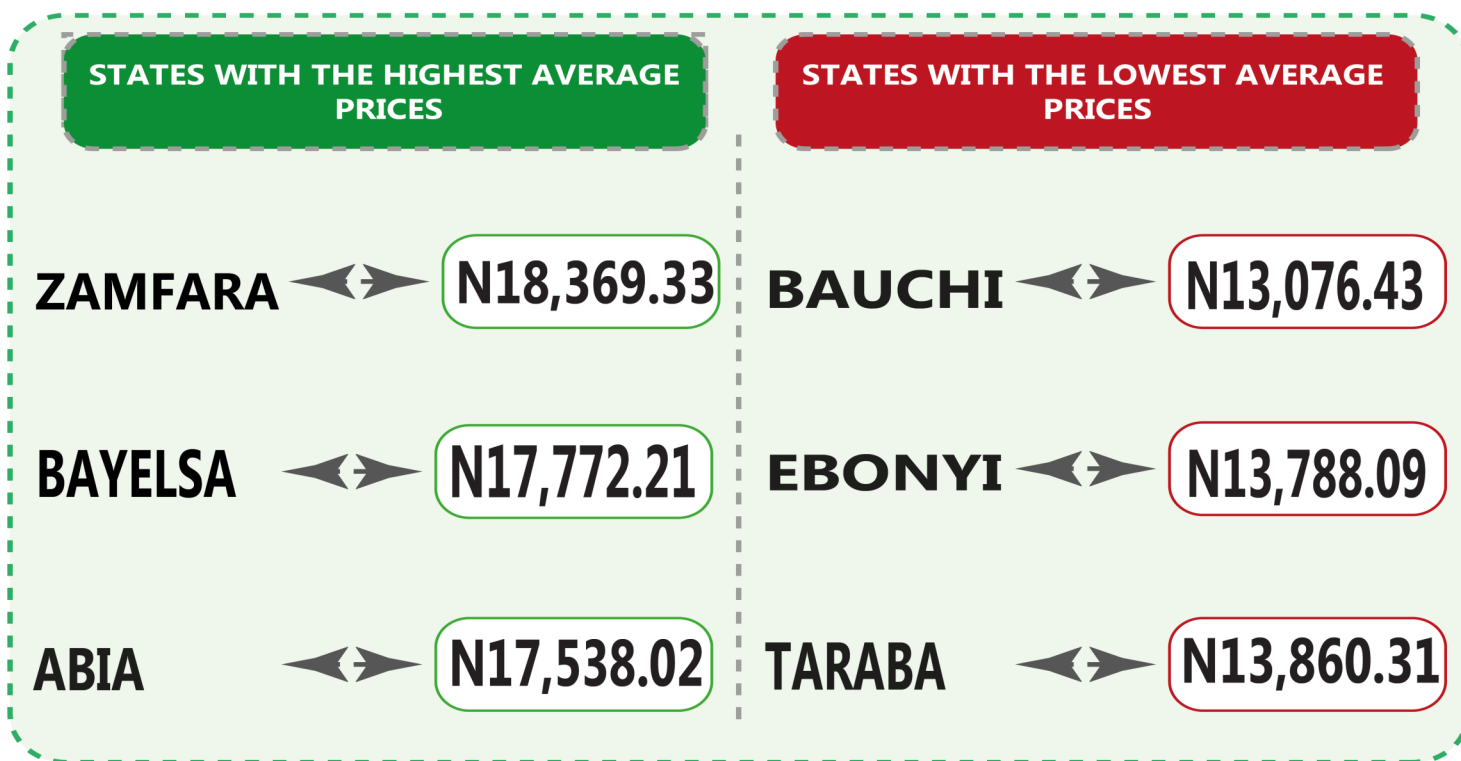

12 Month Average Prices– 5KG Refilling



# LIQUEFIED PETROLEUM GAS (COOKING GAS)

## PRICE WATCH -MAY 2024

Average Cooking Gas Prices Across States – 12.5KG Refilling





# LIQUEFIED PETROLEUM GAS (COOKING GAS)

## PRICE WATCH - MAY 2024

Average Cooking Gas Prices Across Zones – 12.5KG Refilling



**N15,329.11**

**NORTH CENTRAL**

**N15,991.13**

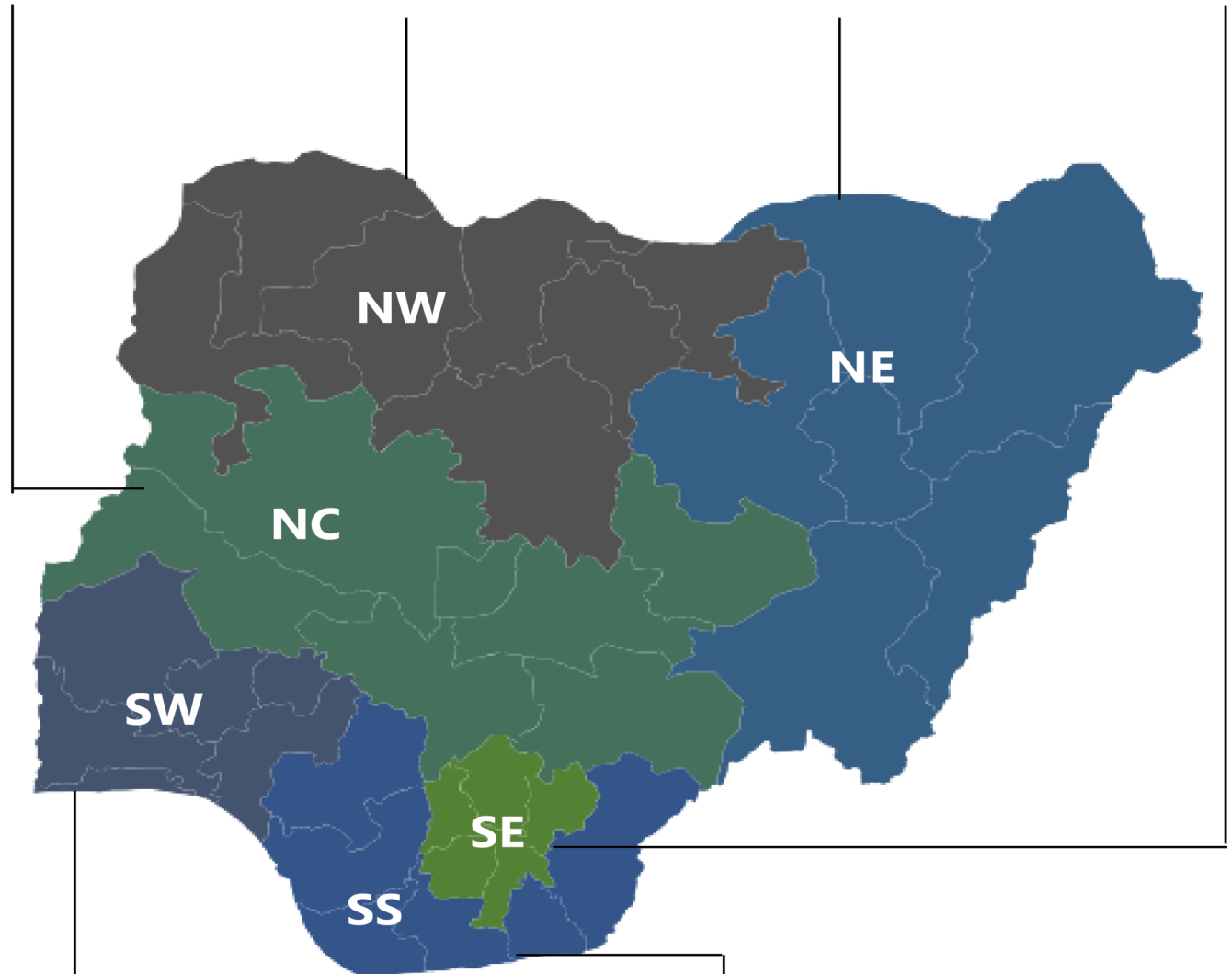
**NORTH WEST**

**N15,010.62**

**NORTH EAST**

**N15,852.26**

**SOUTH EAST**



**N15,297.82**

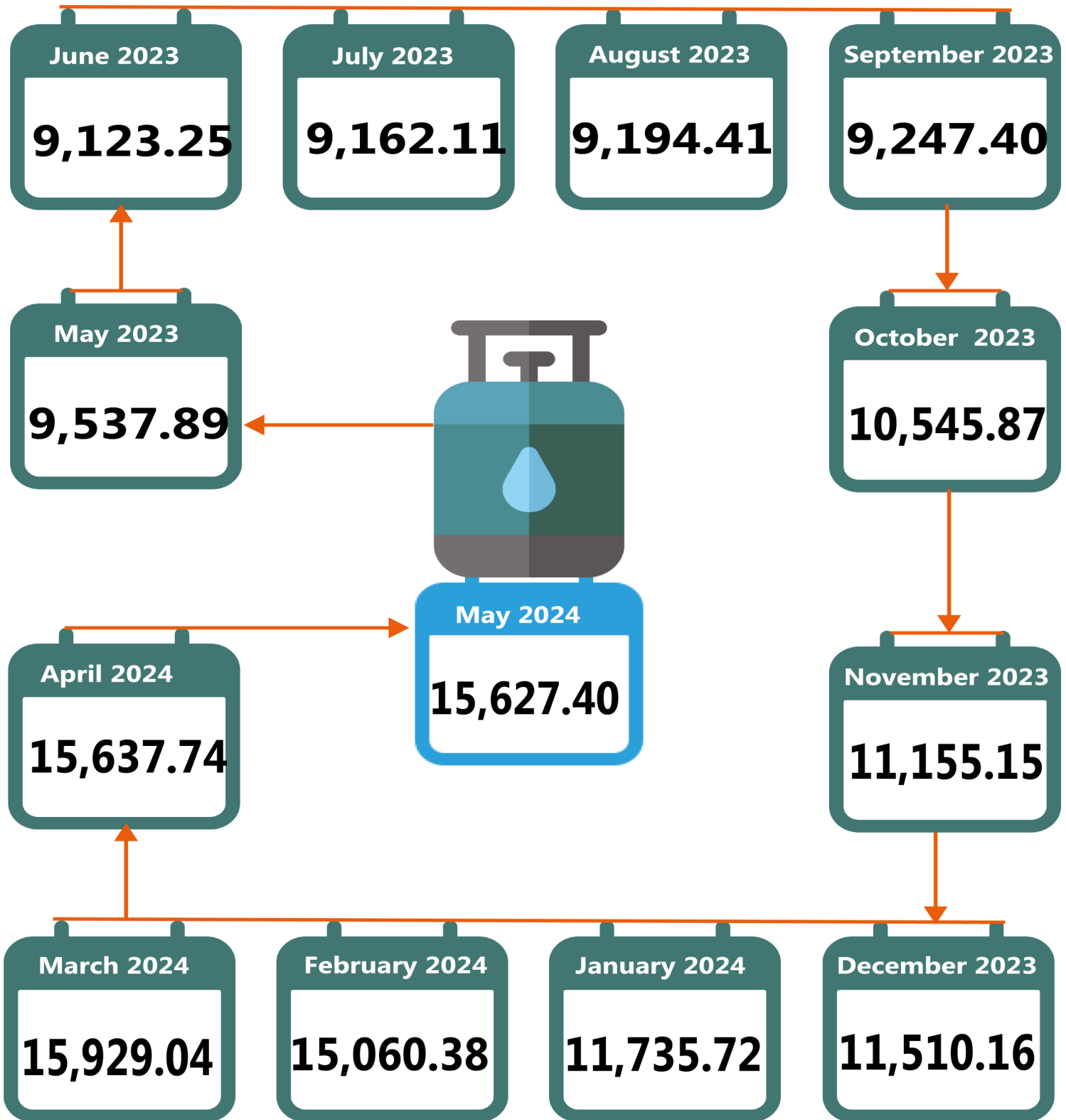
**SOUTH WEST**

**N16,310.02**

**SOUTH SOUTH**

# LIQUEFIED PETROLEUM GAS (COOKING GAS) PRICE WATCH - MAY 2024

12 Month Average Prices– 12.5KG Refilling



## APPENDIX

5KG						
	Average of May-23	Average of Apr-24	Average of May-24	MoM	YoY	
<b>NORTH CENTRAL</b>	<b>4,712.85</b>	<b>6,544.47</b>	<b>7,500.30</b>		<b>14.61</b>	<b>59.15</b>
Abuja	4,900.00	6,500.00	7,644.55		17.61	56.01
Benue	4,833.33	6,570.00	8,012.03		21.95	65.77
Kogi	4,866.60	6,500.00	7,194.43		10.68	47.83
Kwara	4,900.00	6,528.57	7,647.64		17.14	56.07
Nasarawa	3,800.00	6,690.00	7,380.30		10.32	94.22
Niger	4,840.00	6,500.00	7,472.47		14.96	54.39
Plateau	4,850.00	6,522.73	7,150.68		9.63	47.44
<b>NORTH EAST</b>	<b>4,370.94</b>	<b>6,602.50</b>	<b>7,071.84</b>		<b>7.11</b>	<b>61.79</b>
Adamawa	4,850.00	5,470.00	7,735.01		41.41	59.48
Bauchi	4,512.92	7,000.00	6,679.79		-4.57	48.01
Borno	4,000.00	6,886.67	7,052.93		2.41	76.32
Gombe	3,985.71	6,391.67	7,463.23		16.77	87.25
Taraba	4,500.00	6,904.17	7,657.76		10.92	70.17
Yobe	4,377.00	6,962.50	5,842.31		-16.09	33.48
<b>NORTH WEST</b>	<b>4,550.04</b>	<b>6,469.41</b>	<b>7,236.93</b>		<b>11.86</b>	<b>59.05</b>
Jigawa	4,412.50	6,306.79	6,521.81		3.41	47.80
Kaduna	4,855.00	6,322.92	7,802.57		23.40	60.71
Kano	4,524.44	6,998.67	7,750.83		10.75	71.31
Katsina	4,500.00	5,981.82	6,567.95		9.80	45.95
Kebbi	3,975.00	6,758.75	7,081.48		4.78	78.15
Sokoto	4,583.33	6,462.50	7,743.03		19.81	68.94
Zamfara	5,000.00	6,454.46	7,190.84		11.41	43.82
<b>SOUTH EAST</b>	<b>4,078.50</b>	<b>6,204.86</b>	<b>7,680.87</b>		<b>23.79</b>	<b>88.33</b>
Abia	4,050.00	6,156.25	7,802.23		26.74	92.65
Anambra	3,991.67	6,142.86	7,500.77		22.11	87.91
Ebonyi	4,350.00	6,666.67	7,793.88		16.91	79.17
Enugu	4,039.29	5,973.53	7,926.21		32.69	96.23
Imo	3,961.54	6,085.00	7,381.26		21.30	86.32
<b>SOUTH SOUTH</b>	<b>4,224.43</b>	<b>6,767.27</b>	<b>7,487.16</b>		<b>10.64</b>	<b>77.23</b>
Akwa Ibom	4,143.75	6,722.22	7,775.19		15.66	87.64
Bayelsa	5,016.67	6,875.00	7,081.47		3.00	41.16
Cross River	4,428.57	6,750.00	7,775.19		15.19	75.57
Delta	3,971.43	6,564.29	7,142.80		8.81	79.85
Edo	3,837.14	6,961.11	7,746.86		11.29	101.89
Rivers	3,949.00	6,731.00	7,401.48		9.96	87.43
<b>SOUTH WEST</b>	<b>4,090.08</b>	<b>6,493.06</b>	<b>7,593.93</b>		<b>16.95</b>	<b>85.67</b>
Ekiti	3,888.46	6,404.55	7,641.83		19.32	96.53
Lagos	4,558.82	6,840.00	7,514.48		9.86	64.83
Ogun	3,869.23	6,250.00	7,223.04		15.57	86.68
Ondo	3,795.83	6,636.67	7,857.53		18.40	107.00
Osun	3,893.75	6,365.63	7,819.31		22.84	100.82
Oyo	4,534.38	6,461.54	7,507.38		16.19	65.57
<b>Average</b>	<b>4,360.69</b>	<b>6,521.58</b>	<b>7,418.45</b>		<b>13.75</b>	<b>70.12</b>

12.5KG						
	Average of May-23	Average of Apr-24	Average of May-24	MoM	YoY	
<b>NORTH CENTRAL</b>	<b>9,572.18</b>	<b>15,038.87</b>	<b>15,329.11</b>	<b>1.93</b>	<b>60.14</b>	
Abuja	9,400.00	15,050.00	16,559.67	10.03	76.17	
Benue	9,400.00	15,650.00	16,057.28	2.60	70.82	
Kogi	8,938.75	13,967.31	14,567.54	4.30	62.97	
Kwara	9,840.00	14,178.57	15,764.96	11.19	60.21	
Nasarawa	9,887.50	15,743.75	14,201.86	-9.79	43.63	
Niger	9,780.00	14,864.29	15,533.34	4.50	58.83	
Plateau	9,759.00	15,818.18	14,619.10	-7.58	49.80	
<b>NORTH EAST</b>	<b>8,908.30</b>	<b>15,186.78</b>	<b>15,010.62</b>	<b>-1.16</b>	<b>68.50</b>	
Adamawa	7,925.00	14,088.75	16,284.72	15.59	105.49	
Bauchi	9,935.15	13,745.12	13,076.43	-4.86	31.62	
Borno	8,200.00	15,305.00	15,959.55	4.28	94.63	
Gombe	8,557.14	15,323.33	16,114.87	5.17	88.32	
Taraba	9,200.00	16,200.00	13,860.31	-14.44	50.66	
Yobe	9,632.50	16,458.47	14,767.86	-10.27	53.31	
<b>NORTH WEST</b>	<b>9,576.84</b>	<b>15,380.15</b>	<b>15,991.13</b>	<b>3.97</b>	<b>66.98</b>	
Jigawa	10,975.00	15,390.00	15,912.65	3.40	44.99	
Kaduna	9,587.50	14,527.68	16,682.25	14.83	74.00	
Kano	9,845.45	16,014.58	15,821.09	-1.21	60.69	
Katsina	9,838.89	14,227.50	14,525.98	2.10	47.64	
Kebbi	9,062.50	14,299.00	14,728.84	3.01	62.53	
Sokoto	9,600.00	16,794.25	15,897.76	-5.34	65.60	
Zamfara	8,128.57	16,408.04	18,369.33	11.95	125.98	
<b>SOUTH EAST</b>	<b>9,490.44</b>	<b>15,727.10</b>	<b>15,852.26</b>	<b>0.80</b>	<b>67.03</b>	
Abia	9,454.55	14,725.00	17,538.02	19.10	85.50	
Anambra	9,547.92	17,142.86	16,200.47	-5.50	69.68	
Ebonyi	9,479.17	16,500.00	13,788.09	-16.44	45.46	
Enugu	9,557.69	14,117.65	15,623.56	10.67	63.47	
Imo	9,412.90	16,150.00	16,111.14	-0.24	71.16	
<b>SOUTH SOUTH</b>	<b>10,042.60</b>	<b>16,420.19</b>	<b>16,310.02</b>	<b>-0.67</b>	<b>62.41</b>	
Akwa Ibom	10,174.29	16,788.89	16,210.63	-3.44	59.33	
Bayelsa	10,103.33	16,975.00	17,772.21	4.70	75.90	
Cross River	11,083.33	16,796.43	16,869.73	0.44	52.21	
Delta	9,857.14	15,921.43	15,234.61	-4.31	54.55	
Edo	9,525.00	15,784.38	15,570.57	-1.35	63.47	
Rivers	9,512.50	16,255.00	16,202.35	-0.32	70.33	
<b>SOUTH WEST</b>	<b>9,616.89</b>	<b>16,231.02</b>	<b>15,297.82</b>	<b>-5.75</b>	<b>59.07</b>	
Ekiti	9,484.62	15,897.73	14,821.71	-6.77	56.27	
Lagos	9,741.18	15,640.91	14,301.44	-8.56	46.81	
Ogun	10,120.83	15,472.73	14,126.35	-8.70	39.58	
Ondo	9,519.23	16,500.00	15,703.36	-4.83	64.96	
Osun	9,472.92	17,801.67	16,832.03	-5.45	77.69	
Oyo	9,362.57	16,073.08	16,002.02	-0.44	70.91	
<b>Average</b>	<b>9,537.89</b>	<b>15,637.74</b>	<b>15,627.40</b>	<b>-0.07</b>	<b>63.85</b>	

# CONTACT



## National Bureau of Statistics

Head Office

No 1, Wole Olanipekun Street,  
Formerly, Plot 762 Independence  
Avenue  
Off Constitution Avenue,  
CBD, Abuja, F. C. T.

## Mr. Ichedi S.J

Information Desk

Head, Communication & Public  
Relations Department (C&PRD)  
Phone: +2348037051701  
sjichedi@nigerianstat.gov.ng

## Moses Mathew

Statistical Information Officer

Phone: +2347069071157  
matmoses@nigerianstat.gov.ng

## Dr A.A. Ayo

Head Prices Division

Phone: +2348036082904  
anthonyayo@nigerianstat.gov.ng



@nbs\_nigeria



NBSNigeria



Nbs\_nigeria

