



NATIONAL BUREAU OF STATISTICS

# Federation Account Allocation Committee (FAAC)

---

(March 2024 Disbursement)

Report Date: June 2024

# CONTENT

Methodology	3
Key Highlights	4
Summary of Gross Revenue Allocation by FAAC	6
Distribution of Revenue Allocation to FGN by FAAC	7
Distribution of Revenue Allocation to State by FAAC	8
Appendix	17
Contact	20



## METHODOLOGY

The Federation Account Allocation Committee (FAAC) data is provided statutorily by the Office of the Accountant General of the Federation (OAGF), and reported by the National Bureau of Statistics

## KEY HIGHLIGHTS

1. The Federation Account Allocation Committee (FAAC) disbursed the sum of ₦2.33 trillion to the three tiers of government in March 2024 from the total revenue generated in February 2024.
2. The amount disbursed comprised:
  - ₦1.19 trillion recorded from the Statutory Account,
  - ₦657.44 billion from Exchange Gain,
  - ₦15.79 billion from Electronic Money Transfer Levy (EMTL), and
  - ₦460.49 billion from Value Added Tax.
3. The allocations to the three tiers of government for March 2024 were:
  - Federal Government with a total of ₦352.41 billion
  - States with a total of ₦366.95 billion, and
  - Local Governments with a total of ₦267.15 billion.
4. The sum of ₦166.24 billion was shared among the oil-producing states from the 13% derivation fund.
5. The revenue generating agencies comprising Nigeria Customs Service (NCS), and Federal Inland Revenue Service (FIRS) received ₦20.04 billion, and ₦26.91 billion respectively, as cost of revenue collections.

6. Further breakdown of revenue allocation distribution to the Federal Government of Nigeria (FGN) revealed that:

- ₦202.25 billion was disbursed to the FGN consolidated revenue account,
- ₦5.43 billion was received as a share of derivation and ecology,
- ₦2.71 billion as stabilization fund,
- ₦9.11 billion for the development of natural resources, and
- ₦9.47 billion to the Federal Capital Territory (FCT)- Abuja.

# FEDERATION ACCOUNT ALLOCATION COMMITTEE (FAAC)

## MARCH 2024 DISBURSEMENT

Summary of Gross Revenue Allocation by Federation Account Allocation Committee for the Month of February, 2024 Shared in March, 2024



**FGN**  
**N352.41 bn**

**Statutory Allocation**

N7.35 bn

**Others\***

N280.74 bn

**VAT**

N64.32 bn



**STATE**  
**N366.95 bn**

**Statutory Allocation**

N3.73 bn

**Others\***

N148.82 bn

**VAT**

N214.40 bn



**LGCs**  
**N267.15 bn**

**Statutory Allocation**

N2.87 bn

**Others\***

N114.20 bn

**VAT**

N150.08 bn

13% Derivation Fund N166.24 bn	13% Derivation Refund on withdrawals from ECA/Signature bonus N200.00 bn	Refund of Outstanding to NMDRPA N20.00 bn
Cost of Collection - NCS N20.04 bn	13% Refunds on Subsidy, Priority Projects N18.16 bn	Transfer to NMDPRA N31.78 bn
Cost of Collection - FIRS N26.91 bn	Transfer to Non-Oil Excess Revenue N450.00 bn	Refund to NUPRC on Cost of Collection N12.43 bn
4% Cost of Collection- NUPRC N19.20 bn	Refund of 13% Derivation in respect to NNPC MGT fee and frontier Exploration fund from August 2022 to Dec, 2023 N91.30 bn	Part 2024 Refund to FIRS N20.00 bn
Allocation of North East Development Commission N13.26 bn		



**N2,326.15 bn**






**TOTAL**

**NB:-** Others\* for this month is the Distribution from Exchange Gain, and Electronic Money Transfer Levy (EMTL). See tables in appendix for details

# FEDERATION ACCOUNT ALLOCATION COMMITTEE (FAAC) MARCH 2024 DISBURSEMENT

Distribution of Revenue Allocation to FGN by Federation Account Allocation Committee for the Month of February, 2024 Shared in March, 2024



BENEFICIARIES	NET STATUTORY ALLOCATION	OTHERS*	VAT	TOTAL
 <b>FGN (CRF Account)</b>	N -116,271,985,397.95	N 258,490,119,001.50	N60,032,856,908.34	N202,250,990,511.89
 <b>Share of Derivation &amp; Ecology</b>	N 139,548,570.28	N5,285,941,646.63	-	N 5,425,490,216.90
 <b>Stabilization</b>	N 69,774,285.14	N2,642,970,823.31	-	N 2,712,745,108.45
 <b>Development of Natural Resources</b>	N 234,441,598.06	N8,880,381,966.33	-	N 9,114,823,564.40
 <b>FCT-Abuja</b>	N-251,121,804.72	N5,437,509,442.35	N 4,288,061,207.74	N 9,474,448,845.36
<b>TOTAL</b>	<b>N228,978,498,247.00</b>			

# FEDERATION ACCOUNT ALLOCATION COMMITTEE (FAAC) MARCH 2024 DISBURSEMENT

Distribution of Revenue Allocation to State Governments by Federation Account Allocation Committee for the Month of February, 2024 Shared in March, 2024



**ABIA**

**Net Statutory Allocation**

**N190,007,276.56**

**Share of Ecology**

**N48,230,441.59**

**Others\***

**N4,398,424,142.85**

**VAT Allocation**

**N4,362,717,134.93**

**TOTAL**

**N8,999,378,995.92**



**ADAMAWA**

**Net Statutory Allocation**

**-N1,156,705,886.97**

**Share of Ecology**

**N102,617,791.67**

**Others\***

**N3,782,909,032.51**

**VAT Allocation**

**N4,778,729,376.78**

**TOTAL**

**N7,507,550,313.99**



**AKWA IBOM**

**Net Statutory Allocation**

**N15,766,845,689.49**

**Share of Ecology**

**N51,785,705.38**

**Others\***

**N20,346,032,329.65**

**VAT Allocation**

**N5,490,748,548.19**

**TOTAL**

**N41,655,412,272.71**



**ANAMBRA**

**Net Statutory Allocation**

**N453,266,321.78**

**Share of Ecology**

**N102,425,549.32**

**Others\***

**N4,824,849,431.25**

**VAT Allocation**

**N5,115,510,844.42**

**TOTAL**

**N10,496,052,146.78**



# FEDERATION ACCOUNT ALLOCATION COMMITTEE (FAAC) MARCH 2024 DISBURSEMENT

Distribution of Revenue Allocation to State Governments by Federation Account Allocation Committee for the Month of February, 2024 Shared in March, 2024



**BAUCHI**

**Net Statutory Allocation**

**-N2,915,759,470.50**

**Share of Ecology**

**N123,221,367.49**

**Others\***

**N4,529,277,289.17**

**VAT Allocation**

**N5,265,621,556.79**

**TOTAL**

**N7,002,360,742.95**



**BAYELSA**

**Net Statutory Allocation**

**N15,532,065,590.09**

**Share of Ecology**

**N45,574,394.23**

**Others\***

**N17,713,740,761.17**

**VAT Allocation**

**N3,894,725,029.90**

**TOTAL**

**N37,186,105,775.39**



**BENUE**

**Net Statutory Allocation**

**-N324,641,842.70**

**Share of Ecology**

**N57,763,998.77**

**Others\***

**N4,255,871,125.97**

**VAT Allocation**

**N5,013,875,249.88**

**TOTAL**

**N9,002,868,531.92**



**BORNO**

**Net Statutory Allocation**

**-N172,858,593.01**

**Share of Ecology**

**N127,988,464.50**

**Others\***

**N4,695,492,058.56**

**VAT Allocation**

**N5,237,356,728.08**

**TOTAL**

**N9,887,978,658.12**

# FEDERATION ACCOUNT ALLOCATION COMMITTEE (FAAC) MARCH 2024 DISBURSEMENT

Distribution of Revenue Allocation to State Governments by Federation Account Allocation Committee for the Month of February, 2024 Shared in March, 2024




**CROSS RIVER**

**Net Statutory Allocation**

**-N2,944,882,174.38**

**Share of Ecology**

**N51,794,536.98**

**Others\***

**N3,814,531,896.11**

**VAT Allocation**

**N4,420,674,959.55**

**TOTAL**

**N5,342,119,218.26**



**DELTA**

**Net Statutory Allocation**

**N26,201,709,615.88**

**Share of Ecology**

**N52,298,030.09**

**Others\***

**N30,991,102,751.29**

**VAT Allocation**

**N5,531,363,049.26**

**TOTAL**

**N62,776,473,446.52**



**EBONYI**

**Net Statutory Allocation**

**-N1,013,814,307.24**

**Share of Ecology**

**N92,160,820.74**

**Others\***

**N3,394,531,219.66**

**VAT Allocation**

**N4,241,561,726.83**

**TOTAL**

**N6,714,439,459.99**



**EDO**

**Net Statutory Allocation**

**N1,090,201,391.02**

**Share of Ecology**

**N48,161,414.12**

**Others\***

**N5,864,905,968.56**

**VAT Allocation**

**N4,993,325,746.25**

**TOTAL**

**N11,996,594,519.94**

# FEDERATION ACCOUNT ALLOCATION COMMITTEE (FAAC) MARCH 2024 DISBURSEMENT

Distribution of Revenue Allocation to State Governments by Federation Account Allocation Committee for the Month of February, 2024 Shared in March, 2024



**EKITI**

**Net Statutory Allocation**

-N1,541,839,761.63

**Share of Ecology**

N92,108,814.93

**Others\***

N3,400,183,093.64

**VAT Allocation**

N4,276,439,820.66

**TOTAL**

**N6,226,891,967.60**



**ENUGU**

**Net Statutory Allocation**

-N746,547,266.51

**Share of Ecology**

N103,598,014.40

**Others\***

N3,842,403,885.33

**VAT Allocation**

N4,634,460,583.27

**TOTAL**

**N7,833,915,216.49**



**GOMBE**

**Net Statutory Allocation**

-N1,310,911,673.10

**Share of Ecology**

N97,030,918.22

**Others\***

N3,566,799,196.84

**VAT Allocation**

N4,231,823,563.82

**TOTAL**

**N6,584,742,005.78**



**IMO**

**Net Statutory Allocation**

-N490,159,118.48

**Share of Ecology**

N53,552,547.13

**Others\***

N5,445,726,425.58

**VAT Allocation**

N4,836,793,833.89

**TOTAL**

**N9,845,913,688.11**

# FEDERATION ACCOUNT ALLOCATION COMMITTEE (FAAC) MARCH 2024 DISBURSEMENT

Distribution of Revenue Allocation to State Governments by Federation Account Allocation Committee for the Month of February, 2024 Shared in March, 2024



**JIGAWA**

**Net Statutory Allocation**

**-N246,004,122.28**

**Share of Ecology**

**N115,201,464.38**

**Others\***

**N4,237,412,717.91**

**VAT Allocation**

**N5,110,731,207.79**

**TOTAL**

**N9,217,341,267.80**



**KADUNA**

**Net Statutory Allocation**

**-N7,392,727,878.97**

**Share of Ecology**

**N134,971,914.65**

**Others\***

**N4,999,139,313.60**

**VAT Allocation**

**N6,087,283,387.69**

**TOTAL**

**N3,828,666,736.98**



**KANO**

**Net Statutory Allocation**

**-N1,430,769,759.37**

**Share of Ecology**

**N163,398,529.09**

**Others\***

**N6,071,832,439.63**

**VAT Allocation**

**N8,079,468,844.39**

**TOTAL**

**N12,883,930,053.75**



**KATSINA**

**Net Statutory Allocation**

**-N1,531,407,623.08**

**Share of Ecology**

**N126,629,209.73**

**Others\***

**N4,674,559,008.88**

**VAT Allocation**

**N5,856,739,533.50**

**TOTAL**

**N9,126,520,129.03**

# FEDERATION ACCOUNT ALLOCATION COMMITTEE (FAAC)

## MARCH 2024 DISBURSEMENT

Distribution of Revenue Allocation to State Governments by Federation Account Allocation Committee for the Month of February, 2024 Shared in March, 2024



**KEBBI**

**Net Statutory Allocation**

**-N368,157,687.67**

**Share of Ecology**

**N54,387,561.46**

**Others\***

**N3,995,617,431.83**

**VAT Allocation**

**N4,541,710,147.51**

**TOTAL**

**N8,223,557,453.13**



**KOGI**

**Net Statutory Allocation**

**-N2,116,882,678.48**

**Share of Ecology**

**N56,927,357.77**

**Others\***

**N4,182,706,646.46**

**VAT Allocation**

**N4,610,479,873.41**

**TOTAL**

**N6,733,231,199.16**



**KWARA**

**Net Statutory Allocation**

**-N1,113,837,458.20**

**Share of Ecology**

**N45,849,079.12**

**Others\***

**N3,395,255,186.21**

**VAT Allocation**

**N4,381,477,959.15**

**TOTAL**

**N6,708,744,766.27**



**LAGOS**

**Net Statutory Allocation**

**-N9,553,272,160.20**

**Share of Ecology**

**N138,000,657.96**

**Others\***

**N5,563,422,153.43**

**VAT Allocation**

**N25,056,929,344.28**

**TOTAL**

**N21,205,079,995.46**

# FEDERATION ACCOUNT ALLOCATION COMMITTEE (FAAC)

## MARCH 2024 DISBURSEMENT

Distribution of Revenue Allocation to State Governments by Federation Account Allocation Committee for the Month of February, 2024 Shared in March, 2024



**Net Statutory Allocation**

-N300,792,823.26

**Share of Ecology**

N94,999,488.97

**Others\***

N3,496,970,297.02

**VAT Allocation**

N4,035,336,600.72

**TOTAL**

**N7,326,513,563.44**



**Net Statutory Allocation**

-N1,549,005,023.78

**Share of Ecology**

N61,011,306.91

**Others\***

N4,486,135,773.28

**VAT Allocation**

N5,055,988,593.25

**TOTAL**

**N8,054,130,649.66**



**Net Statutory Allocation**

-N3,357,626,980.65

**Share of Ecology**

N95,705,050.33

**Others\***

N3,595,726,636.40

**VAT Allocation**

N4,952,681,856.73

**TOTAL**

**N5,286,486,562.82**



**Net Statutory Allocation**

N1,307,094,785.84

**Share of Ecology**

N47,947,326.38

**Others\***

N6,046,255,783.19

**VAT Allocation**

N4,716,919,056.07

**TOTAL**

**N12,118,216,951.48**

# FEDERATION ACCOUNT ALLOCATION COMMITTEE (FAAC)

## MARCH 2024 DISBURSEMENT

Distribution of Revenue Allocation to State Governments by Federation Account Allocation Committee for the Month of February, 2024 Shared in March, 2024



**OSUN**

**Net Statutory Allocation**

**-N2,196,350,324.83**

**Share of Ecology**

**N93,950,586.53**

**Others\***

**N3,496,770,704.39**

**VAT Allocation**

**N4,646,843,698.33**

**TOTAL**

**N6,041,214,664.41**



**OYO**

**Net Statutory Allocation**

**-N3,212,681,335.05**

**Share of Ecology**

**N115,540,762.02**

**Others\***

**N4,353,559,920.87**

**VAT Allocation**

**N8,198,449,284.93**

**TOTAL**

**N9,454,868,632.77**



**PLATEAU**

**Net Statutory Allocation**

**-N1,818,275,436.12**

**Share of Ecology**

**N53,786,128.48**

**Others\***

**N3,966,595,072.11**

**VAT Allocation**

**N4,607,979,870.87**

**TOTAL**

**N6,810,085,635.34**



**RIVERS**

**Net Statutory Allocation**

**N12,611,362,595.06**

**Share of Ecology**

**N55,548,343.66**

**Others\***

**N17,079,170,467.23**

**VAT Allocation**

**N11,964,856,485.24**

**TOTAL**

**N41,710,937,891.19**

# FEDERATION ACCOUNT ALLOCATION COMMITTEE (FAAC) MARCH 2024 DISBURSEMENT

Distribution of Revenue Allocation to State Governments by Federation Account Allocation Committee for the Month of February, 2024 Shared in March, 2024



**SOKOTO**

**Net Statutory Allocation**

**-N1,135,299,049.14**

**Share of Ecology**

**N113,530,728.78**

**Others\***

**N4,175,724,507.23**

**VAT Allocation**

**N4,919,568,182.89**

**TOTAL**

**N8,073,524,369.76**



**TARABA**

**Net Statutory Allocation**

**-N554,189,040.62**

**Share of Ecology**

**N99,230,600.37**

**Others\***

**N3,644,600,870.72**

**VAT Allocation**

**N4,753,459,846.27**

**TOTAL**

**N7,943,102,276.74**



**YOBE**

**Net Statutory Allocation**

**-N605,754,789.10**

**Share of Ecology**

**N102,294,010.80**

**Others\***

**N3,751,881,073.72**

**VAT Allocation**

**N4,264,744,475.80**

**TOTAL**

**N7,513,164,771.22**



**ZAMFARA**

**Net Statutory Allocation**

**-N1,123,381,948.98**

**Share of Ecology**

**N102,511,867.18**

**Others\***

**N3,774,112,021.91**

**VAT Allocation**

**N4,567,830,939.12**

**TOTAL**

**N7,321,072,879.23**



# APPENDIX

## Summary of Gross Revenue Allocation by Federation Account Allocation Committee for the Month of February, 2024 Shared in March, 2024

S/n	Beneficiaries	Statutory ₦	Exchange Gain ₦	Electronic Money Transfer Levy (EMTL) ₦	Value Added Tax ₦	Total ₦
1	FGN (see Table II)	7,351,418,682.13	278,463,405,944.25	2,273,516,935.86	64,320,918,116.08	352,409,259,678.33
2	State (see Table III)	3,728,737,797.77	141,240,360,797.85	7,578,389,786.21	214,403,060,386.94	366,950,548,768.77
3	LGCs (see Table IV)	2,874,700,547.68	108,890,397,920.49	5,304,872,850.35	150,082,142,270.86	267,152,113,589.38
4	13% Derivation Fund	87,393,845,217.63	78,850,238,633.32	-	-	166,244,083,850.95
5	Cost of Collection - NCS	17,812,397,761.92	-	-	2,232,308,198.91	20,044,705,960.83
6	Cost of Collections - FIRS	10,095,954,199.73	-	631,532,482.18	16,187,198,707.18	26,914,685,389.09
7	Allocation to North East Development Commission	-	-	-	13,262,044,972.39	13,262,044,972.39
8	Transfer to NMDPRA	31,783,339,081.32	-	-	-	31,783,339,081.32
9	Refund to NUPRC on cost of collection	12,427,539,459.36	-	-	-	12,427,539,459.36
10	13% Derivation Refund on withdrawals from ECA/Signature Bonus	200,000,000,000.00	-	-	-	200,000,000,000.00
11	Refund of 13% Derivation in respect of NNPC MGT Fee and Frontier Exploration Fund from August 2022 to December, 2023	91,301,306,371.59	-	-	-	91,301,306,371.59
12	Part of Refund of total amount due to State from withdrawals from ECA 2009 to 2015 and Signature Bonus	250,000,000,000.00	-	-	-	250,000,000,000.00
13	Refund of Outstanding to NMDPRA	20,000,000,000.00	-	-	-	20,000,000,000.00
14	13% Refunds on Subsidy, Priority Projects	18,163,078,852.38	-	-	-	18,163,078,852.38
15	Part 2024 Refund to FIRS	20,000,000,000.00	-	-	-	20,000,000,000.00
16	4% cost of collection-NUPRC	19,496,482,443.99	-	-	-	19,496,482,443.99
17	Transfer to Non Oil Excess Revenue	400,000,000,000.00	50,000,000,000.00	-	-	450,000,000,000.00
	<b>TOTAL</b>	<b>1,192,428,800,415.51</b>	<b>657,444,403,295.91</b>	<b>15,788,312,054.60</b>	<b>460,487,672,652.36</b>	<b>2,326,149,188,418.38</b>

**Distribution of Revenue Allocation to FGN by Federation Account Allocation Committee for the Month of February, 2024 Shared in March, 2024**

0	1	2	3	4=2-3	5	6	7	8=4+5+6+7
S/n	Beneficiaries	Gross Statutory Allocation	Total Deduction	Net Statutory Allocation	Exchange Gain	Electronic Money Transfer Levy (EMTL)	Value Added Tax	Total
		₦	₦	₦	₦	₦	₦	₦
1	FGN (CRF Account)	6,768,105,658.38	(123,040,091,056.33)	(116,271,985,397.95)	256,368,169,861.36	2,121,949,140.14	60,032,856,908.34	202,250,990,511.89
2	Share of Derivation & Ecology	139,548,570.28	-	139,548,570.28	5,285,941,646.63	-	-	5,425,490,216.90
3	Stabilization	69,774,285.14	-	69,774,285.14	2,642,970,823.31	-	-	2,712,745,108.45
4	Development of Natural Resources	234,441,598.06	-	234,441,598.06	8,880,381,966.33	-	-	9,114,823,564.40
5	FCT-Abuja	139,548,570.28	(390,670,375.00)	(251,121,804.72)	5,285,941,646.63	151,567,795.72	4,288,061,207.74	9,474,448,845.36
	<b>Total</b>	<b>7,351,418,682.13</b>	<b>(123,430,761,431.33)</b>	<b>(116,079,342,749.20)</b>	<b>278,463,405,944.25</b>	<b>2,273,516,935.86</b>	<b>64,320,918,116.08</b>	<b>228,978,498,247.00</b>

S/n	Beneficiaries	No. of LGCs	Net Statutory Allocation	Exchange Gain Allocation	Electronic Money Transfer Levy (EMTL)	Net Share of Ecology	Net VAT Allocation	Total Net Amount
1	ABIA	17	190,007,276.56	4,208,587,503.24	189,836,639.61	48,230,441.59	4,362,717,134.93	8,999,378,995.92
2	ADAMAWA	21	- 1,156,705,886.97	3,610,329,963.50	172,579,069.01	102,617,791.67	4,778,729,376.78	7,507,550,313.99
3	AKWA IBOM	31	15,766,845,689.49	20,157,188,537.88	188,843,791.77	51,785,705.38	5,490,748,548.19	41,655,412,272.71
4	ANAMBRA	21	453,266,321.78	4,577,880,512.93	246,968,918.32	102,425,549.32	5,115,510,844.42	10,496,052,146.78
5	BAUCHI	20	- 2,915,759,470.50	4,335,211,155.37	194,066,133.80	123,221,367.49	5,265,621,556.79	7,002,360,742.95
6	BAYELSA	8	15,532,065,590.09	17,570,403,967.11	143,336,794.06	45,574,394.23	3,894,725,029.90	37,186,105,775.39
7	BENUE	23	- 324,641,842.70	4,064,540,703.70	191,330,422.27	57,763,998.77	5,013,875,249.88	9,002,868,531.92
8	BORNO	27	- 172,858,593.01	4,502,928,594.04	192,563,464.52	127,988,464.50	5,237,356,728.08	9,887,978,658.12
9	CROSS RIVER	18	- 2,944,882,174.38	3,644,501,908.48	170,029,987.63	51,794,536.98	4,420,674,959.55	5,342,119,218.26
10	DELTA	25	26,201,709,615.88	30,743,835,260.09	247,267,491.20	52,298,030.09	5,531,363,049.26	62,776,473,446.52
11	EBONYI	13	- 1,013,814,307.24	3,242,429,671.87	152,101,547.79	92,160,820.74	4,241,561,726.83	6,714,439,459.99
12	EDO	18	1,090,201,391.02	5,639,490,492.74	225,415,475.82	48,161,414.12	4,993,325,746.25	11,996,594,519.94
13	EKITI	16	- 1,541,839,761.63	3,240,599,987.70	159,583,105.94	92,108,814.93	4,276,439,820.66	6,226,891,967.60
14	ENUGU	17	- 746,547,266.51	3,644,816,453.60	197,587,431.73	103,598,014.40	4,634,460,583.27	7,833,915,216.49
15	GOMBE	11	- 1,310,911,673.10	3,413,770,903.97	153,028,292.87	97,030,918.22	4,231,823,563.82	6,584,742,005.78
16	IMO	27	- 490,159,118.48	5,239,200,146.65	206,526,278.93	53,552,547.13	4,836,793,833.89	9,845,913,688.11
17	JIGAWA	27	- 246,004,122.28	4,053,052,515.78	184,360,202.13	115,201,464.38	5,110,731,207.79	9,217,341,267.80
18	KADUNA	23	- 7,392,727,878.97	4,748,622,434.57	250,516,879.03	134,971,914.65	6,087,283,387.69	3,828,666,736.98
19	KANO	44	- 1,430,769,759.37	5,748,736,120.60	323,096,319.03	163,398,529.09	8,079,468,844.39	12,883,930,053.75
20	KATSINA	34	- 1,531,407,623.08	4,455,106,884.70	219,452,124.18	126,629,209.73	5,856,739,533.50	9,126,520,129.03
21	KEBBI	21	- 368,157,687.67	3,826,959,040.71	168,658,391.12	54,387,561.46	4,541,710,147.51	8,223,557,453.13
22	KOGI	21	- 2,116,882,678.48	4,005,670,793.40	177,035,853.06	56,927,357.77	4,610,479,873.41	6,733,231,199.16
23	KWARA	16	- 1,113,837,458.20	3,226,152,140.56	169,103,045.65	45,849,079.12	4,381,477,959.15	6,708,744,766.27
24	LAGOS	20	- 9,553,272,160.20	4,855,180,591.14	708,241,562.29	138,000,657.96	25,056,929,344.28	21,205,079,995.46
25	NASSARAWA	13	- 300,792,823.26	3,342,300,549.83	154,669,747.19	94,999,488.97	4,035,336,600.72	7,326,513,563.44
26	NIGER	25	- 1,549,005,023.78	4,293,036,243.62	193,099,529.66	61,011,306.91	5,055,988,593.25	8,054,130,649.66
27	OGUN	20	- 3,357,626,980.65	3,367,123,821.92	228,602,814.48	95,705,050.33	4,952,681,856.73	5,286,486,562.82
28	ONDO	18	1,307,094,785.84	5,855,476,685.98	190,779,097.21	47,947,326.38	4,716,919,056.07	12,118,216,951.48
29	OSUN	30	- 2,196,350,324.83	3,305,397,749.49	191,372,954.90	93,950,586.53	4,646,843,698.33	6,041,214,664.41
30	OYO	33	- 3,212,681,335.05	4,064,989,787.03	288,570,133.84	115,540,762.02	8,198,449,284.93	9,454,868,632.77
31	PLATEAU	17	- 1,818,275,436.12	3,784,639,448.95	181,955,623.16	53,786,128.48	4,607,979,870.87	6,810,085,635.34
32	RIVERS	23	12,611,362,595.06	16,816,703,396.28	262,467,070.95	55,548,343.66	11,964,856,485.24	41,710,937,891.19
33	SOKOTO	23	- 1,135,299,049.14	3,994,272,194.28	181,452,312.95	113,530,728.78	4,919,568,182.89	8,073,524,369.76
34	TARABA	16	- 554,189,040.62	3,491,160,782.15	153,440,088.57	99,230,600.37	4,753,459,846.27	7,943,102,276.74
35	YOBE	17	- 605,754,789.10	3,598,938,607.87	152,942,465.85	102,294,010.80	4,264,744,475.80	7,513,164,771.22
36	ZAMFARA	14	- 1,123,381,948.98	3,606,603,296.24	167,508,725.67	102,511,867.18	4,567,830,939.12	7,321,072,879.23
37	SOKU		50,881,961.66	8,882,597.66	-	-	-	59,764,559.32
	<b>Total</b>		<b>20,978,899,013.07</b>	<b>216,284,721,445.63</b>	<b>7,578,389,786.21</b>	<b>3,121,734,784.09</b>	<b>206,735,206,940.44</b>	<b>454,698,951,969.44</b>

# CONTACT



## National Bureau of Statistics

Head Office

No 1, Wole Olanipekun Street,  
Formerly, Plot 762 Independence Avenue  
Off Constitution Avenue,  
CBD, Abuja, F. C. T.

## Mr. Ichedi S.J

Information Desk

Director, Communication & Public Relations  
Department (C&PRD)  
Phone: +2348037051701  
sjchedi@nigerianstat.gov.ng

## Moses Mathew

Statistical Information Officer

Phone: +2347069071157  
matmoses@nigerianstat.gov.ng



@nbs\_nigeria



NBSNigeria



nbs\_nigeria

