



NATIONAL BUREAU OF STATISTICS

Federation Account Allocation Committee (FAAC)

(July 2024 Disbursement)

Report Date: September 2024

CONTENT

| | |
|---|----|
| Methodology | 3 |
| Key Highlights | 4 |
| Summary of Gross Revenue Allocation by FAAC | 6 |
| Distribution of Revenue Allocation to FGN by FAAC | 7 |
| Distribution of Revenue Allocation to State by FAAC | 8 |
| Appendix | 17 |
| Contact | 20 |



METHODOLOGY

The Federation Account Allocation Committee (FAAC) data is provided statutorily by the Office of the Accountant General of the Federation (OAGF), and reported by the National Bureau of Statistics

KEY HIGHLIGHTS

The Federation Account Allocation Committee (FAAC) disbursed the sum of N2.68trn to the three tiers of government in July 2024 from the total revenue generated in June 2024. The amount disbursed comprised N1,432.67bn from the Statutory Account, N472.19bn from Ex change Gain for the month of May, N16.35bn from Electronic Money Transfer Levy (EMTL), N200.00bn from Non-Oil Excess Account and N562.69bn from Valued Added Tax (VAT). The Federal Government received a total of N459.78bn from the N2.68trn, States and Local Governments received a total of N461.98bn and N337.02bn respectively. The sum of N95.60bn was shared among the oil-producing states (13% derivation fund). The revenue generating agencies comprising Nigeria Customs Service (NCS), Federal Inland Revenue Service (FIRS), and Nigerian Upstream Development Petroleum Regulatory Commission (NUPRC) received N20.87bn, N55.13bn, and N16.10bn respectively as cost of revenue collections. Further breakdown of revenue allocation distribution to the Federal Government of Nigeria (FGN) revealed that a total net amount of N319.49bn was disbursed to the FGN consolidated revenue account; N7.19bn was received as a share of derivation and ecology; N3.60bn as stabilization fund; N12.08bn for the development of natural resources; and N12.34bn to the Federal Capital Territory (FCT) Abuja.

FEDERATION ACCOUNT ALLOCATION COMMITTEE (FAAC)

JULY 2024 DISBURSEMENT

Summary of Gross Revenue Allocation by Federation Account Allocation Committee for the Month of June, 2024 Shared in July, 2024



FGN
N459.78 bn

Statutory Allocation

N48.95 bn

Others*

N332.23 bn

VAT

N78.60 bn



STATE
N461.98 bn

Statutory Allocation

N24.83 bn

Others*

N175.16 bn

VAT

N261.99 bn



LGCs
N337.02 bn

Statutory Allocation

N19.14 bn

Others*

N134.49 bn

VAT

N183.39 bn

13% Derivation Fund

N95.60 bn

Cost of Collection - NCS

N20.87 bn

Cost of Collection - FIRS

N55.13bn

4% Cost of Collection- NUPRC

N16.10 bn

Allocation of North East Development Commission

N16.21 bn

13% Derivation Refund on withdrawals from ECA/Signature bonus

N200.00 bn

13% Refunds on Subsidy, Priority Projects

N18.16 bn

Transfer to Non-Oil Excess Account

N865.00 bn

Refund of 13% Derivation in respect to NNPC MGT fee and frontier Exploration fund for March, 2024

N1.63 bn

Third Tranche of Funding for the Presidential Metering Initiative

N100.00 bn

Transfer to NMDPRA

N28.56 bn

Refund to NUPRC on Cost of Collection

N16.10 bn

Part 2024 Tax Refund to FIRS

N7.85 bn



TOTAL






N2,683.89 bn

NB:- Others* for this month is the Distribution from Exchange Gain, and Electronic Money Transfer Levy (EMTL). See tables in appendix for details

FEDERATION ACCOUNT ALLOCATION COMMITTEE (FAAC) JULY 2024 DISBURSEMENT

Distribution of Revenue Allocation to FGN by Federation Account Allocation Committee for the Month of June, 2024 Shared in July, 2024



| BENEFICIARIES | NET STATUTORY ALLOCATION | OTHERS* | VAT | TOTAL |
|--|--------------------------|-----------------------------|---------------------|---------------------|
|  FGN (CRF Account) | N 59,758,405,882.84 | N 305,896,650,680.54 | N 73,356,210,093.21 | N319,494,454,890.91 |
|  Share of Derivation & Ecology | N 929,222,260.21 | N 6,261,850,275.98 | - | N7,191,072,536.19 |
|  Stabilization | N 464,611,130.10 | N 3,130,925,137.99 | - | N3,595,536,268.09 |
|  Development of Natural Resources | N 1,561,093,397.15 | N 10,519,908,463.65 | - | N 12,081,001,860.80 |
|  FCT-Abuja | N 681,158,965.21 | N 6,418,772,582.80 | N 5,239,729,292.37 | N 12,339,660,840.37 |
| TOTAL | | N 354,701,726,396.36 | | |

FEDERATION ACCOUNT ALLOCATION COMMITTEE (FAAC)

JULY 2024 DISBURSEMENT

Distribution of Revenue Allocation to State Governments by Federation Account Allocation Committee for the Month of June, 2024 Shared in July 2024



ABIA

Net Statutory Allocation

N451,627,316.30

Share of Ecology

N63,925,763.40

Others*

N4,721,990,657.10

VAT Allocation

N5,335,614,173.70

TOTAL

N10,573,157,910.49



ADAMAWA

Net Statutory Allocation

N-275,854,559.38

Share of Ecology

N136,012,038.34

Others*

N4,454,673,347.75

VAT Allocation

N5,720,645,748.68

TOTAL

N10,035,476,575.39



AKWA IBOM

Net Statutory Allocation

N7,985,615,712.86

Share of Ecology

N68,637,993.76

Others*

N13,524,524,359.92

VAT Allocation

N6,374,775,404.01

TOTAL

N27,953,553,470.55



ANAMBRA

Net Statutory Allocation

N682,347,375.30

Share of Ecology

N135,757,235.80

Others*

N5,060,744,200.14

VAT Allocation

N6,692,213,243.36

TOTAL

N12,571,062,054.60

FEDERATION ACCOUNT ALLOCATION COMMITTEE (FAAC)

JULY 2024 DISBURSEMENT

Distribution of Revenue Allocation to State Governments by Federation Account Allocation Committee for the Month of June, 2024 Shared in July 2024



BAUCHI

Net Statutory Allocation

N-2,415,195,854.38

Share of Ecology

N163,320,503.07

Others*

N5,336,065,496.66

VAT Allocation

N6,588,414,473.81

TOTAL

N9,672,604,619.16



BAYELSA

Net Statutory Allocation

N8,350,003,942.81

Share of Ecology

N60,405,375.66

Others*

N11,632,159,718.99

VAT Allocation

N4,797,987,395.76

TOTAL

N24,840,556,433.22



BENUE

Net Statutory Allocation

N386,297,336.61

Share of Ecology

N76,561,764.66

Others*

N5,011,126,391.43

VAT Allocation

N6,164,195,179.65

TOTAL

N11,638,180,672.36



BORNO

Net Statutory Allocation

N575,812,555.34

Share of Ecology

N169,638,925.74

Others*

N5,533,448,397.72

VAT Allocation

N6,498,790,087.90





TOTAL

N12,777,689,966.70

FEDERATION ACCOUNT ALLOCATION COMMITTEE (FAAC) JULY 2024 DISBURSEMENT

Distribution of Revenue Allocation to State Governments by Federation Account Allocation Committee for the Month of June, 2024 Shared in July 2024



| | | | | |
|--|--|---|---|---|
|  CROSS RIVER | Net Statutory Allocation N-1,616,796,399.71 | Others* N4,492,707,490.44 | VAT Allocation N5,338,490,926.26 | TOTAL N8,283,051,716.37 |
|  DELTA | Net Statutory Allocation N12,659,987,189.69 | Others* N20,509,908,969.50 | VAT Allocation N6,592,355,500.22 | TOTAL N39,831,568,700.42 |
|  EBONYI | Net Statutory Allocation N-225,242,581.85 | Others* N3,997,610,707.87 | VAT Allocation N5,220,699,099.52 | TOTAL N9,115,219,348.29 |
|  EDO | Net Statutory Allocation N1,309,902,285.34 | Others* N5,430,532,266.96 | VAT Allocation N6,066,490,642.33 | TOTAL N12,870,759,467.39 |

FEDERATION ACCOUNT ALLOCATION COMMITTEE (FAAC)

JULY 2024 DISBURSEMENT

Distribution of Revenue Allocation to State Governments by Federation Account Allocation Committee for the Month of June, 2024 Shared in July 2024



EKITI

Net Statutory Allocation

N-750,929,031.41

Share of Ecology

N122,083,193.01

Others*

N4,008,502,123.84

VAT Allocation

N5,202,257,041.67

TOTAL

N8,581,913,327.10



ENUGU

Net Statutory Allocation

N105,998,506.44

Share of Ecology

N137,311,248.63

Others*

N4,519,504,256.33

VAT Allocation

N5,580,533,637.48

TOTAL

N10,343,347,648.88



GOMBE

Net Statutory Allocation

N-701,377,121.09

Share of Ecology

N0.00

Others*

N4,201,994,433.72

VAT Allocation

N5,111,668,636.21

TOTAL

N8,612,285,948.84



IMO

Net Statutory Allocation

N-462,267,304.05

Share of Ecology

N70,979,807.44

Others*

N5,523,855,249.93

VAT Allocation

N5,898,790,173.71

TOTAL

N11,031,357,927.02

FEDERATION ACCOUNT ALLOCATION COMMITTEE (FAAC)

JULY 2024 DISBURSEMENT

Distribution of Revenue Allocation to State Governments by Federation Account Allocation Committee for the Month of June, 2024 Shared in July 2024



JIGAWA

Net Statutory Allocation

N510,370,001.53

Share of Ecology

N152,690,734.57

Others*

N4,992,634,033.00

VAT Allocation

N6,228,781,144.00

TOTAL

N11,884,475,913.11



KADUNA

Net Statutory Allocation

N-3,123,180,524.82

Share of Ecology

N0.00

Others*

N5,881,248,773.00

VAT Allocation

N7,289,849,034.64

TOTAL

N10,047,917,282.81



KANO

Net Statutory Allocation

N-20,148,619.77

Share of Ecology

N216,572,259.48

Others*

N7,136,831,977.58

VAT Allocation

N9,395,314,304.73

TOTAL

N16,728,569,922.01



KATSINA

Net Statutory Allocation

N-32454,241,801.83

Share of Ecology

N167,837,337.46

Others*

N5,505,004,907.86

VAT Allocation

N7,080,912,560.94

TOTAL

N12,299,513,004.42

FEDERATION ACCOUNT ALLOCATION COMMITTEE (FAAC)

JULY 2024 DISBURSEMENT

Distribution of Revenue Allocation to State Governments by Federation Account Allocation Committee for the Month of June, 2024 Shared in July 2024



KEBBI

Net Statutory Allocation

N420,625,010.37

Share of Ecology

N72,086,555.11

Others*

N4,707,917,205.19

VAT Allocation

N5,512,471,377.39

TOTAL

N10,713,100,148.07



KOGI

Net Statutory Allocation

N-1,153,876,925.93

Share of Ecology

N75,452,860.96

Others*

N4,927,816,701.84

VAT Allocation

N5,613,698,211.29

TOTAL

N9,463,090,848.17



KWARA

Net Statutory Allocation

N-419,553,683.12

Share of Ecology

N60,769,449.48

Others*

N3,996,679,166.62

VAT Allocation

N5,327,706,914.02

TOTAL

N8,965,601,846.99



LAGOS

Net Statutory Allocation

N-4,362,124,332.83

Share of Ecology

N182,909,322.80

Others*

N6,491,954,975.87

VAT Allocation

N34,066,834,923.61

TOTAL

N36,379,574,889.45

FEDERATION ACCOUNT ALLOCATION COMMITTEE (FAAC)

JULY 2024 DISBURSEMENT

Distribution of Revenue Allocation to State Governments by Federation Account Allocation Committee for the Month of June, 2024 Shared in July 2024



NASSARAWA

Net Statutory Allocation

N410,895,769.54

Share of Ecology

N0.00

Others*

N4,118,623,509.54

VAT Allocation

N4,777,814,125.79

TOTAL

N9,307,333,404.87



NIGER

Net Statutory Allocation

N-587,252,684.17

Share of Ecology

N80,865,823.36

Others*

N5,284,729,202.55

VAT Allocation

N6,154,466,472.56

TOTAL

N10,932,808,814.29



OGUN

Net Statutory Allocation

N-2,183,739,028.23

Share of Ecology

N126,849,728.14

Others*

N4,236,229,222.85

VAT Allocation

N5,984,192,504.27

TOTAL

N8,163,532,427.03



ONDO

Net Statutory Allocation

N892,378,261.73

Share of Ecology

N63,550,515.83

Others*

N5,683,938,478.67

VAT Allocation

N5,760,503,483.40

TOTAL

N12,400,370,739.63

FEDERATION ACCOUNT ALLOCATION COMMITTEE (FAAC)

JULY 2024 DISBURSEMENT

Distribution of Revenue Allocation to State Governments by Federation Account Allocation Committee for the Month of June, 2024 Shared in July 2024



OSUN

Net Statutory Allocation

N-1,035,796,203.26

Share of Ecology

N124,524,320.49

Others*

N4,118,364,602.16

VAT Allocation

N5,727,170,069.04

TOTAL

N8,934,262,788.43



OYO

Net Statutory Allocation

N-1,550,876,702.44

Share of Ecology

N153,140,447.65

Others*

N5,126,310,191.25

VAT Allocation

N9,310,413,658.30

TOTAL

N13,038,987,594.76



PLATEAU

Net Statutory Allocation

N-1,122,412,487.43

Share of Ecology

N71,289,401.67

Others*

N4,669,398,828.68

VAT Allocation

N5,572,653,952.59

TOTAL

N9,190,929,695.50



RIVERS

Net Statutory Allocation

N9,502,173,515.06

Share of Ecology

N73,625,083.18

Others*

N13,604,174,003.84

VAT Allocation

N15,535,049,859.90

TOTAL

N38,715,022,461.98

FEDERATION ACCOUNT ALLOCATION COMMITTEE (FAAC) JULY 2024 DISBURSEMENT

Distribution of Revenue Allocation to State Governments by
Federation Account Allocation Committee for the Month
of June, 2024 Shared in July 2024



SOKOTO

**Net Statutory
Allocation**

N-370,090,971.52

**Share of
Ecology**

N150,476,302.26

Others*

N4,919,763,424.71

**VAT
Allocation**

N5,956,273,688.67

TOTAL

N10,656,422,444.11



TARABA

**Net Statutory
Allocation**

N174,435,870.43

**Share of
Ecology**

N0.00

Others*

N4,293,505,022.72

**VAT
Allocation**

N5,231,301,383.46

TOTAL

N9,699,242,276.60



YOBE

**Net Statutory
Allocation**

N-150,651,321.33

**Share of
Ecology**

N135,582,891.56

Others*

N4,422,404,344.59

**VAT
Allocation**

N5,070,095,032.66

TOTAL

N9,477,430,947.49



ZAMFARA

**Net Statutory
Allocation**

N-428,315,508.31

**Share of
Ecology**

N135,871,643.53

Others*

N4,445,515,914.87

**VAT
Allocation**

N5,539,187,106.57

TOTAL

N9,692,259,156.66

APPENDIX

Summary of Gross Revenue Allocation by Federation Account Allocation Committee for the Month of June, 2024 Shared in July, 2024

| S/n | Beneficiaries | Statutory ₦ | Exchange Gain ₦ | Electronic Money Transfer Levy (EMTL) ₦ | Distribution of ₦200Billion from Non-Oil Excess Account for the Month of July 2024 ₦ | Value Added Tax ₦ | Total ₦ |
|-----|--|-----------------------------|---------------------------|--|--|---------------------------|-----------------------------|
| 1 | FGN (see Table II) | 48,951,428,667.69 | 224,514,272,538.77 | 2,353,834,602.19 | 105,360,000,000.00 | 78,595,939,385.58 | 459,775,475,194.23 |
| 2 | State (see Table III) | 24,828,818,792.72 | 113,876,639,374.26 | 7,846,115,340.63 | 53,440,000,000.00 | 261,986,464,618.59 | 461,978,038,126.20 |
| 3 | LGCs (see Table IV) | 19,141,978,560.26 | 87,794,115,685.25 | 5,492,280,738.44 | 41,200,000,000.00 | 183,390,525,233.01 | 337,018,900,216.96 |
| 4 | 13% Derivation Fund | 49,591,207,918.70 | 46,006,652,677.21 | - | - | - | 95,597,860,595.91 |
| 5 | Cost of Collection - NCS | 18,480,323,886.05 | - | - | - | 2,394,283,645.43 | 20,874,607,531.48 |
| 6 | Cost of Collections - FIRS | 34,367,795,627.38 | - | 653,842,945.05 | - | 20,113,144,585.75 | 55,134,783,158.18 |
| 7 | Cost of Collections - NUPRC | 16,102,897,232.12 | - | - | - | - | 16,102,897,232.12 |
| 8 | Transfer to NMDPRA | 28,559,675,587.12 | - | - | - | - | 28,559,675,587.12 |
| 10 | 13% Derivation Refund on withdrawals from ECA/ Signature Bonus | 200,000,000,000.00 | - | - | - | - | 200,000,000,000.00 |
| 11 | 13% Refunds on Subsidy, Priority Projects | 18,163,078,852.38 | - | - | - | - | 18,163,078,852.38 |
| 12 | North East Development Commission | - | - | - | - | 16,205,348,326.90 | 16,205,348,326.90 |
| 13 | 13% Derivation in respect of NNPC Management Fee and Frontier Exploration Fund for April, 2024 | 1,628,009,921.02 | - | - | - | - | 1,628,009,921.02 |
| 14 | Transfer to Non-oil Excess Account | 865,000,000,000.00 | - | - | - | - | 865,000,000,000.00 |
| 15 | Tax Refund FCT-IRS | 7,851,363,477.63 | - | - | - | - | 7,851,363,477.63 |
| 16 | Third Tranche of Funding for the Preridential Metering Initiative | 100,000,000,000.00 | - | - | - | - | 100,000,000,000.00 |
| | TOTAL | 1,432,666,578,523.07 | 472,191,680,275.49 | 16,346,073,626.31 | 200,000,000,000.00 | 562,685,705,795.26 | 2,683,890,038,220.13 |

Table II

Distribution of Revenue Allocation to FGN by Federation Account Allocation Committee for the Month of June, 2024 Shared in July, 2024

| 0 | 1 | 2 | 3 | 4=2-3 | 5 | 6 | 7 | 8 | 9=5+6+7+8 |
|-------|----------------------------------|---------------------------------|-----------------------------|-------------------------------|--|---------------------------|--|--------------------------|---------------------------|
| S / n | Beneficiaries | Gross Statutory Allocation ₦ | Total Deduction ₦ | Net Statutory Allocation ₦ | Distribution of ₦200 Billion from Non-Oil Excess Account for the Month of July 2024 ₦ | Ex-change Gain ₦ | Electronic Money Transfer Levy (EMTL) ₦ | Value Added Tax ₦ | Total ₦ |
| 1 | FGN (CRF Account) | 45,067,279,620.03 | (104,825,685,502.87) | (59,758,405,882.84) | 97,000,000,000.00 | 206,699,738,385.17 | 2,196,912,295.38 | 73,356,210,093.21 | 319,494,454,890.91 |
| 2 | Share of Derivation & Ecology | 929,222,260.21 | - | 929,222,260.21 | 2,000,000,000.00 | 4,261,850,275.98 | - | - | 7,191,072,536.19 |
| 3 | Stabilization | 464,611,130.10 | - | 464,611,130.10 | 1,000,000,000.00 | 2,130,925,137.99 | - | - | 3,595,536,268.09 |
| 4 | Development of Natural Resources | 1,561,093,397.15 | - | 1,561,093,397.15 | 3,360,000,000.00 | 7,159,908,463.65 | - | - | 12,081,001,860.80 |
| 5 | FCT-Abuja | 929,222,260.21 | (248,063,295.00) | 681,158,965.21 | 2,000,000,000.00 | 4,261,850,275.98 | 156,922,306.81 | 5,239,729,292.37 | 12,339,660,840.37 |
| | Total | 48,951,428,667.69 | (105,073,748,797.87) | (56,122,320,130.18) | 105,360,000,000.00 | 224,514,272,538.77 | 2,353,834,602.19 | 78,595,939,385.58 | 354,701,726,396.36 |

| S/n | Beneficiaries | No. of LGCs | Net Statutory Allocation | Exchange Gain Allocation | Electronic Money Transfer Levy (EMTL) | Net Share of Ecology | Net VAT Allocation | Total Net Amount |
|--------------|---------------|-------------|--------------------------|---------------------------|---------------------------------------|-------------------------|---------------------------|---------------------------|
| 1 | ABIA | 17 | 2,273,390,984.64 | 2,493,316,036.95 | 148,588,241.09 | 59,183,986.82 | 3,396,445,114.04 | 8,370,924,363.54 |
| 2 | ADAMAWA | 21 | 1,741,319,919.18 | 2,279,506,074.84 | 135,918,815.17 | 125,923,168.64 | 3,644,603,867.36 | 7,927,271,845.18 |
| 3 | AKWA IBOM | 31 | 10,480,617,185.97 | 8,683,534,040.02 | 149,556,576.86 | 63,546,681.37 | 4,068,899,581.95 | 23,446,154,066.18 |
| 4 | ANAMBRA | 21 | 2,515,671,906.15 | 2,625,566,364.97 | 191,597,605.84 | 125,687,266.40 | 4,407,406,223.39 | 9,865,929,366.75 |
| 5 | BAUCHI | 20 | 818,530,000.65 | 2,737,184,762.69 | 154,107,069.53 | 151,205,992.50 | 4,076,256,315.29 | 7,937,284,140.66 |
| 6 | BAYELSA | 8 | 9,738,931,951.96 | 7,749,358,059.53 | 113,497,019.89 | 55,924,728.42 | 3,077,561,516.80 | 20,735,273,276.59 |
| 7 | BENUE | 23 | 2,373,707,019.75 | 2,566,287,657.69 | 149,662,646.50 | 70,882,696.27 | 4,118,210,596.12 | 9,278,750,616.32 |
| 8 | BORNO | 27 | 2,593,094,641.01 | 2,843,078,939.73 | 152,100,589.98 | 157,055,737.96 | 4,038,587,121.03 | 9,783,917,029.70 |
| 9 | CROSS RIVER | 18 | 1,242,246,666.59 | 2,301,081,708.36 | 133,860,096.93 | 63,557,518.71 | 3,425,879,968.87 | 7,166,625,959.46 |
| 10 | DELTA | 25 | 15,879,750,010.66 | 12,865,204,275.60 | 196,292,234.01 | 64,175,359.41 | 5,757,465,175.44 | 34,762,887,055.12 |
| 11 | EBONYI | 13 | 1,379,548,627.84 | 2,047,219,564.14 | 119,225,777.16 | 113,091,330.29 | 3,383,027,874.20 | 7,042,113,173.62 |
| 12 | EDO | 18 | 2,784,394,266.85 | 3,086,958,754.28 | 175,312,685.25 | 59,099,282.62 | 3,852,848,290.03 | 9,958,613,279.03 |
| 13 | EKITI | 16 | 1,235,743,724.24 | 2,046,064,330.07 | 125,987,045.70 | 113,027,513.51 | 3,312,730,605.39 | 6,833,553,218.92 |
| 14 | ENUGU | 17 | 1,989,403,544.98 | 2,301,280,307.25 | 153,830,777.28 | 127,126,008.31 | 3,639,141,204.28 | 8,210,781,842.08 |
| 15 | GOMBE | 11 | 970,639,492.39 | 2,155,401,747.87 | 121,549,532.95 | 119,067,468.51 | 3,387,036,540.30 | 6,753,694,782.02 |
| 16 | IMO | 27 | 1,675,674,590.77 | 2,870,608,217.28 | 160,286,783.46 | 65,714,787.98 | 3,797,811,659.41 | 8,570,096,038.89 |
| 17 | JIGAWA | 27 | 2,335,085,601.78 | 2,559,034,194.87 | 146,016,354.02 | 141,364,700.90 | 4,056,066,713.20 | 9,237,567,564.77 |
| 18 | KADUNA | 23 | 974,358,868.28 | 2,998,206,201.69 | 197,244,569.38 | 165,625,189.29 | 4,722,772,818.27 | 9,058,207,646.91 |
| 19 | KANO | 44 | 2,546,995,781.62 | 3,629,662,397.07 | 255,624,840.80 | 200,507,730.67 | 6,682,924,932.63 | 13,315,715,682.79 |
| 20 | KATSINA | 34 | 1,662,046,632.77 | 2,812,885,057.71 | 172,004,073.89 | 155,387,784.83 | 4,574,472,175.90 | 9,376,795,725.10 |
| 21 | KEBBI | 21 | 2,154,079,661.67 | 2,416,282,298.20 | 132,376,871.63 | 66,739,441.20 | 3,724,755,646.75 | 8,494,233,919.46 |
| 22 | KOGI | 21 | 543,354,783.91 | 2,529,118,113.77 | 137,839,691.09 | 69,856,046.94 | 3,783,688,989.35 | 7,063,857,625.06 |
| 23 | KWARA | 16 | 1,296,406,610.43 | 2,036,942,184.54 | 132,976,347.02 | 56,261,796.59 | 3,316,417,623.00 | 6,839,004,561.59 |
| 24 | LAGOS | 20 | 327,497,991.82 | 3,065,485,361.12 | 586,596,266.48 | 169,341,786.07 | 16,011,241,858.92 | 20,160,163,264.42 |
| 25 | NASSARAWA | 13 | 1,840,788,905.60 | 2,110,276,480.08 | 121,766,724.57 | 116,574,684.31 | 3,087,213,754.64 | 7,276,620,549.20 |
| 26 | NIGER | 25 | 1,441,230,284.39 | 2,710,556,180.67 | 151,296,857.06 | 74,867,495.81 | 3,901,225,296.57 | 8,279,176,114.50 |
| 27 | OGUN | 20 | 546,190,837.70 | 2,125,949,507.22 | 182,143,212.06 | 117,440,484.70 | 3,924,833,431.72 | 6,896,557,473.40 |
| 28 | ONDO | 18 | 2,535,411,776.23 | 3,089,915,176.24 | 150,811,618.09 | 58,836,573.73 | 3,733,682,816.98 | 9,568,657,961.26 |
| 29 | OSUN | 30 | 1,672,743,782.24 | 2,086,976,627.04 | 150,509,921.95 | 115,287,567.18 | 3,728,701,032.34 | 7,754,218,930.74 |
| 30 | OYO | 33 | 808,105,237.50 | 2,566,571,201.91 | 216,513,801.11 | 141,781,055.92 | 6,262,274,590.32 | 9,995,245,886.77 |
| 31 | PLATEAU | 17 | 889,732,889.31 | 2,389,562,367.48 | 142,207,874.04 | 66,001,417.65 | 3,640,425,420.32 | 7,127,929,968.80 |
| 32 | RIVERS | 23 | 9,828,761,628.29 | 7,835,526,972.94 | 203,702,763.88 | 68,163,846.95 | 9,358,768,004.00 | 27,294,923,216.07 |
| 33 | SOKOTO | 23 | 1,427,781,196.70 | 2,521,921,215.92 | 141,574,463.60 | 139,314,526.98 | 3,731,835,773.66 | 7,962,427,176.87 |
| 34 | TARABA | 16 | 1,947,647,428.02 | 2,204,264,510.89 | 120,800,102.45 | 121,766,717.27 | 3,636,028,065.93 | 8,030,506,824.55 |
| 35 | YOBE | 17 | 1,704,281,469.88 | 2,272,313,750.42 | 120,715,630.40 | 125,525,854.37 | 3,288,582,759.99 | 7,511,419,465.06 |
| 36 | ZAMFARA | 14 | 1,439,707,481.24 | 2,277,153,115.20 | 131,586,787.66 | 125,793,187.79 | 3,610,273,464.77 | 7,584,514,036.65 |
| 37 | SOKU | | 30,316,935.99 | 7,711,053.93 | - | - | - | 38,027,989.92 |
| Total | | | 97,645,190,318.99 | 117,897,964,810.17 | 5,975,682,268.80 | 3,830,707,416.86 | 160,160,096,823.15 | 385,509,641,637.96 |

CONTACT



National Bureau of Statistics

Head Office

No 1, Wole Olanipekun Street,
Formerly, Plot 762 Independence Avenue
Off Constitution Avenue,
CBD, Abuja, F. C. T.

Mr. Ichedi S.J

Information Desk

Director, Communication & Public Relations
Department (C&PRD)
Phone: +2348037051701
sjchedi@nigerianstat.gov.ng

Moses Mathew

Statistical Information Officer

Phone: +2347069071157
matmoses@nigerianstat.gov.ng



@nbs_nigeria



NBSNigeria



nbs_nigeria

