



NATIONAL BUREAU OF STATISTICS

# Nigerian Domestic & Foreign Debt

(Q1 2024)

Report Date: June 2024

# CONTENTS

Key Highlights .....	<b>1</b>
Methodology .....	<b>2</b>
Total Public Debt Stock .....	<b>3</b>
State External & Domestic Debt Stock .....	<b>4</b>
Appendix .....	<b>7</b>
Contact .....	<b>9</b>

# KEY HIGHLIGHTS

- Nigeria's public debt stock which includes external and domestic debt stood at N121.67 trillion (US\$91.46 billion) in Q1 2024 from N97.34 trillion (US\$ 108.23 billion) in Q4 2023, indicating a growth rate of 24.99% on a quarter-on-quarter basis.
- Total external debt stood at N56.02 trillion (US\$42.12 billion) in Q1 2024, while total domestic debt was N65.65 trillion (US\$49.35 billion).
- The share of external debt (in naira value) to total public debt was 46.05% in Q1 2024, while the share of domestic debt (in naira value) to total public debt was 53.95%.
- Lagos state recorded the highest domestic debt in Q1 2024 with N929.41 billion, followed by Delta with N334.90 billion.
- Jigawa state recorded the lowest domestic debt with N2.07 billion, followed by Ondo with N16.40 billion.

# METHODOLOGY

Debt data is provided by the Debt Management Office (DMO) and reported by the National Bureau of Statistics (NBS).

Please note:

(i) External Debts are only published by the DMO bi-annually i.e. Q2 and Q4 only.

# TOTAL PUBLIC DEBT STOCK (Q1 2024)



## TOTAL EXTERNAL DEBT

Amount Outstanding (=N=Million)



Q1 2024

56,024,618.24

## TOTAL DOMESTIC DEBT

Amount Outstanding (=N=Million)




Q1 2024

65,646,263.25

## TOTAL PUBLIC DEBT

Amount Outstanding (=N=Million)



Q1 2024

121,670,881.49

## TOTAL EXTERNAL DEBT

Amount Outstanding (US\$ Million)



Q1 2024

42,115.54

## TOTAL DOMESTIC DEBT

Amount Outstanding (US\$ Million)



Q1 2024

49,348.45

## TOTAL PUBLIC DEBT

Amount Outstanding (US\$ Million)



Q1 2024

91,463.99

# STATE EXTERNAL AND DOMESTIC DEBT STOCK





Q1 2024

STATE	EXTERNAL DEBT STOCK	DOMESTIC DEBT STOCK (N)
Abia	-	113,709,244,739.82
Adamawa	-	103,556,376,158.41
Akwa Ibom	-	142,934,399,344.92
Anambra	-	34,428,978,287.78
Bauchi	-	108,388,805,147.97
Bayelsa	-	103,231,321,073.24
Benue	-	116,731,681,881.13
Borno	-	36,893,069,035.31
Cross River	-	156,171,087,646.75
Delta	-	334,899,722,204.31
Ebonyi	-	22,215,818,239.18
Edo	-	72,379,108,806.38
Ekiti	-	57,898,438,383.91
Enugu	-	82,475,946,115.69

# STATE EXTERNAL AND DOMESTIC DEBT STOCK



Q1 2024

STATE	 <b>EXTERNAL DEBT STOCK</b>	 <b>DOMESTIC DEBT STOCK (N)</b>
Gombe	-	70,810,781,008.35
Imo	-	163,058,593,250.34
Jigawa	-	2,071,939,104.73
Kaduna	-	29,381,672,391.53
Kano	-	64,969,199,254.35
Katsina	-	38,064,193,319.45
Kebbi	-	17,055,426,839.69
Kogi	-	38,552,462,453.80
Kwara	-	59,071,666,365.52
Lagos	-	929,410,384,493.33
Nasarawa	-	23,757,049,057.13
Niger	-	86,070,461,145.70
Ogun	-	221,216,638,151.06
Ondo	-	16,395,638,075.44

# STATE EXTERNAL AND DOMESTIC DEBT STOCK



Q1 2024

STATE	EXTERNAL DEBT STOCK	DOMESTIC DEBT STOCK (N)
Osun	-	87,014,347,468.48
Oyo	-	98,778,959,804.79
Plateau	-	107,356,830,962.63
Rivers	-	232,576,206,164.34
Sokoto	-	55,122,793,998.44
Taraba	-	32,637,824,085.79
Yobe	-	49,619,716,914.88
Zamfara	-	65,244,733,328.14
FCT	-	94,005,038,997.06
TOTAL	-	4,068,156,553,699.79



## APPENDIX

	Q1 2024
Debt Category	Amount Outstanding (US\$'M)
<b>Total External Debt</b>	<b>42,115.54</b>
FGN Only	
States & FCT	
<b>Total Domestic Debt</b>	<b>49,348.45</b>
FGN Only	46,290.28
States & FCT	3,058.17
<b>Total Public Debt(A + B)</b>	<b>91,463.99</b>

	Q1 2024
Debt Category	Amount Outstanding (NM)
<b>Total External Debt</b>	<b>56,024,618.24</b>
FGN Only	
States & FCT	
<b>Total Domestic Debt</b>	<b>65,646,263.25</b>
FGN Only	61,578,106.70
States & FCT	4,068,156.55
<b>Total Public Debt(A+B)</b>	<b>121,670,881.49</b>

**DOMESTIC DEBT DATA FOR THE 36 STATES OF THE FEDERATION AND THE FEDERAL CAPITAL TERRITORY**

S/N	STATE	Q1 2024
1	ABIA	113,709,244,739.82
2	ADAMAWA	103,556,376,158.41
3	AKWA IBOM	142,934,399,344.92
4	ANAMBRA	34,428,978,287.78
5	BAUCHI	108,388,805,147.97
6	BAYELSA	103,231,321,073.24
7	BENUE	116,731,681,881.13
8	BORNO	36,893,069,035.31
9	CROSS RIVER	156,171,087,646.75
10	DELTA	334,899,722,204.31
11	EBONYI	22,215,818,239.18
12	EDO	72,379,108,806.38
13	EKITI	57,898,438,383.91
14	ENUGU	82,475,946,115.69
15	GOMBE	70,810,781,008.35
16	IMO	163,058,593,250.34
17	JIGAWA	2,071,939,104.73
18	KADUNA	29,381,672,391.53
19	KANO	64,969,199,254.35
20	KATSINA	38,064,193,319.45
21	KEBBI	17,055,426,839.69
22	KOGI	38,552,462,453.80
23	KWARA	59,071,666,365.52
24	LAGOS	929,410,384,493.33
25	NASARAWA	23,757,049,057.13
26	NIGER	86,070,461,145.70
27	OGUN	221,216,638,151.06
28	ONDO	16,395,638,075.44
29	OSUN	87,014,347,468.48
30	OYO	98,778,959,804.79
31	PLATEAU	107,356,830,962.63
32	RIVERS	232,576,206,164.34
33	SOKOTO	55,122,793,998.44
34	TARABA	32,637,824,085.79
35	YOBE	49,619,716,914.88
36	ZAMFARA	65,244,733,328.14
37	FCT	94,005,038,997.06
	<b>Total</b>	<b>4,068,156,553,699.79</b>

# CONTACT



## National Bureau of Statistics

Head Office  
Plot 762 Independence Avenue,  
Central Business District, Garki  
Abuja.

## Mr. Ichedi S.J.

Information Desk  
Director, Communication & Public  
Relations Department (C&PRD)  
Phone: +2348037051701  
sjichedi@nigerianstat.gov.ng

## Moses Mathew

Statistical Information Officer  
Phone: +2347069071157  
matmoses@nigerianstat.gov.ng



@nbsnigeria



NBSNigeria



nbs\_nigeria

