

Nigeria

National Bureau of Statistics (NBS), Federal Government of Nigeria (FGN)

Nigeria Labour Force Survey Q4 2022

Study Documentation

October 7, 2023

Metadata Production

Metadata Producer(s)	National Bureau of Statistics (NBS) , Federal Government of Nigeria (FGN) , Metadata Producer
Production Date	October 7, 2023
Version	Version 1.0 (October 2023).
Identification	DDI-NGA-NBS-NLFS-Q42022-v1.0

Table of Contents

Overview	4
Scope & Coverage	5
Producers & Sponsors	5
Sampling	6
Data Collection	6
Data Processing & Appraisal	7
Accessibility	7
Rights & Disclaimer	8
Files Description	9
NLFS_2022Q4_HOUSEHOLD_IDENTIFICATION	9
NLFS_2022Q4_INDIVIDUAL	9
Variables List	10
NLFS_2022Q4_HOUSEHOLD_IDENTIFICATION	10
NLFS_2022Q4_INDIVIDUAL	10
Variables Description	20
NLFS_2022Q4_HOUSEHOLD_IDENTIFICATION	21
NLFS_2022Q4_INDIVIDUAL	44

Nigeria Labour Force Survey Q4 2022 (NLFS Q4 2022)

No Translation

Overview	
Type	Labor Force Survey [hh/lfs]
Identification	NGA-NBS-NLFS-Q42022-v1.0.
Version	<p>Production Date: 2023-01-30 Version 1.0 (Anonymous dataset for public distribution)</p> <p><u>Notes</u> This is the First Version of the Study</p>
Series	<p>The National Bureau of Statistics (NBS) has the mandate of producing and managing official statistics to guide government policies and programmes in the country. These official statistics are produced routinely in line with set standards and guidelines that govern their production. The Nigeria Labour Force Survey (NLFS) is one of the routine surveys conducted by NBS to produce labour market statistics intended to support policies and programmes of government, as well as for public use.</p> <p>The methodology and standards, as a matter of best practice, are routinely reviewed and updated in line with current realities and evidence-based information. The last labour force report published was amidst COVID-19 pandemic for the period of Q4 2020, which reported a headline unemployment rate of 33.3% and an underemployment rate of 22.8%. As part of its routine methodological review and enhancement processes, NBS commenced work in 2021 with the World Bank and the International Labour Organisation (ILO) to update the methodology and processes for conducting the NLFS, which culminated in the results being presented in this report. Labour is often the only asset and main determinant of household income as well as whether people will live in or out of poverty. Therefore, it is essential to know whether people work, how long they work, and the types of jobs they are engaged in. The NLFS enables vital labour market statistics to be monitored regularly across Nigeria, including the employment-to-population ratio, unemployment rate, underemployment rate, and key job characteristics. NLFS data provides crucial evidence-based indicators to help inform policy making. Accordingly, NBS has significantly enhanced the methodology it uses to collect labour market data through the NLFS. This is in terms of the concepts and definitions used, as well as in the actual conduct of the survey. This has been done using International Labour Organisation (ILO) guidelines of the 19th International Conference of Labour Statisticians (ICLS) Resolutions².</p> <p>Based on the new methodology adopted, about three-quarter of working-age Nigerians were employed – 73.6% in Q4 2022. This shows that most people were engaged in some type of jobs for at least one hour in a week, for pay or profit. About one-third (36.4% in Q4 2022) of employed persons worked less than 40 hours per week in this quarter. This was most common among women, individuals with lower levels of education, young people, and those living in rural areas. Underemployment rate which is a share of employed people working less than 40 hours per week and declaring themselves willing and available to work more was 13.7% in Q4 2022. The share of wage employment was 13.4% in Q4 2022. Most Nigerians operate their own businesses or engaged in farming activities with 73.1% in Q4 2022.</p> <p>Furthermore, 10.7% in Q4 2022 were engaged helping (without pay or profit) in a household businesses. In Q4 2022, 2.6% were engaged as Apprentices/Interns. Unemployment stood at 5.3% in Q4 2022 and this aligns with the rates in other developing countries where work, even if only for a few hours and in low-productivity jobs, is essential to make ends meet, particularly in the absence of any social protection for the unemployed. 22.3% of the working age population were out of labour force in Q4 2022 while the rate of informal employment among the employed Nigerians was 93.5%.</p>

Abstract

The National Bureau of Statistics (NBS) has enhanced its methodology of collecting labour market data through the Nigeria Labour Force Survey (NLFS) in line with International Labour Organisation (ILO) guidelines. The data collection for the revised NLFS is based on a sample of 35,520 households nationwide of which 8,880 were selected quarterly. It is conducted continuously throughout the year, with national-level results produced quarterly and state-level results at the end of a full year.

About three-quarter of working-age Nigerians were employed - 73.6% in Q4 2022. This shows that most people were engaged in some type of jobs for at least one hour in a week, for pay or profit. About one-third (36.4% in Q4 2022) of employed persons worked less than 40 hours per week in this quarter. This was most common among women, individuals with lower levels of education, young people, and those living in rural areas. Underemployment rate which is a share of employed people working less than 40 hours per week and declaring themselves willing and available to work more was 13.7% in Q4 2022. The share of wage employment was 13.4% in Q4 2022. Most Nigerians operate their own businesses or engaged in farming activities with 73.1% in Q4 2022.

Furthermore, 10.7% in Q4 2022 were engaged helping (without pay or profit) in a household businesses. In Q4 2022, 2.6% were engaged as Apprentices/Interns. Unemployment stood at 5.3% in Q4 2022 and this aligns with the rates in other developing countries where work, even if only for a few hours and in low-productivity jobs, is essential to make ends meet, particularly in the absence of any social protection for the unemployed. 22.3% of the working age population were out of labour force in Q4 2022 while the rate of informal employment among the employed Nigerians was 93.5%.

Kind of Data	Sample survey data [ssd]
Unit of Analysis	Individual

Scope & Coverage**Scope**

The Scope of the Nigeria Labour Force Survey includes:

SECTION A: IDENTIFICATION

SECTION B: DEMOGRAPHIC CHARACTERISTICS

SECTION C: EDUCATION (FOR THREE YEARS OR OLDER)

SECTION D1: EMPLOYED AT WORK (ATW)

SECTION D2: TEMPORARY ABSENCE (ABS)

SECTION D3: AGRICULTURAL WORK AND MARKET ORIENTATION (AGF)

SECTION E: CHARACTERISTICS OF MAIN AND SECONDARY JOB, WORKING TIME AND INCOME

SECTION F: UNEMPLOYMENT AND OUT OF LABOUR FORCE

Time Period(s)	2022-2023
Countries	Nigeria

Geographic Coverage

National

Zone

State

Sector

Universe

Household Members

Producers & Sponsors

Primary Investigator(s)	National Bureau of Statistics (NBS), Federal Government of Nigeria (FGN)
Other Producer(s)	World Bank (WB), Technical support

	International Labour Organisation (ILO) , Technical support
Funding Agency/ies	Federal Government of Nigeria (FGN) , Funding

Sampling

Sampling Procedure

The National frame of EAs demarcated for the forthcoming Housing and Population Census was used to select the study units. A household listing exercise was carried out on quarterly basis to update the sampling frame from which households were selected for interview. A two-stage cluster sampling design was adopted for this survey. The first was the selection of Enumeration Areas while, the second was the selection of households.

First Stage Selection Ninety Six (96) EAs was selected in each State in which 24 EAs was canvassed quarterly in each State Nationally, a total of 3,552 EAs was covered in the 36 States of the Federation and FCT .

For the Second Stage Selection, 10 HHs were systematically selected per EA. In each State, 240 HHs were interviewed in every quarter. Nationally, a total of 35,520 HHs will be covered while 8,880 were covered quarterly. All eligible household members aged 15 years and above were interviewed.

Deviations from Sample Design

No Deviations

Response Rate

The household response rate is 98.9%.

Weighting

The weighting was computed, normalised and attached to the dataset.

Data Collection

Data Collection Dates	12 weeks: start 2022-10-19 12 weeks: end 2023-01-18
------------------------------	--

Time Period(s)	single 2023-08-24
-----------------------	-------------------

Data Collection Mode	Face-to-face [f2f]
-----------------------------	--------------------

Data Collection Notes

Two (2) teams were constituted in each state and FCT. Each team consists of two (2) persons making four (4) Enumerators per state. Also, One (1) Supervisor were engaged in each state. Each team covered 4 EAs every month translating to 12 EAs in each quarter. In each EA, Ten (10) HHs were interviewed and Fieldwork lasted for 22 days per month.

Questionnaires

A structured questionnaire was used for NLFS. A household questionnaire was administered in each household, which collected various information on Identification, Demographic Characteristics, Education, Employed at work, Temporarily absence, Agricultural work and Market Orientation, Characteristics of main and secondary job, Unemployment and out of labour. Some of the questions were administered at household level while others were at individual level.

Data Collector(s)	National Bureau of Statistics (NBS) , Federal Government of Nigeria (FGN)
--------------------------	---

Supervision

The interview was conducted by teams of interviewers and each interviewing team comprised of a Supervisor.

The roles of the Supervisor includes:

- Contacted local authority officials in the areas assigned to a team to gain their cooperation.
- Located the clusters or EAs for the team and assigning work to enumerators.
- Checked the quality of the work of each enumerator through skim and spot checks.
- Maintained the morale of the enumerators so that they can work in a cheerful atmosphere.
- Observed some of the enumerators' interviews to ensure questions are properly and politely asked and interpreted correctly.

- Helped enumerators resolve problems encountered in the field, including in terms of locating households and with difficult respondents.
- Met with each enumerator on a daily basis to discuss performance and future assignments.
- Verified the completeness of all questions before leaving the locality.
- Wrote a comprehensive report of the data collected in their team.

Data Processing & Appraisal

Data Editing

Real - Time data editing took place at different stages throughout the processing which includes:

- 1) Data editing and cleaning
- 2) Structure checking and completeness
- 3) Secondary editing
- 4) Structural checking of data files

Other Processing

The questionnaire was digitized into CAPI using Survey Solutions. Real time online Checks were done by dedicated team of Data Editors who checked for any errors in the data downloaded from the server and communicated any corrections or clarifications to the enumerators.

Data was cleaned prior to its analysis and exported from Survey Solutions to SPSS format.

Estimates of Sampling Error

The margin of error of each quarter is 1% for national estimates.

Other Forms of Data Appraisal

A series of data quality tables and graphs are available in the reports.

Accessibility

Access Authority	National Bureau of Statistics (NBS) (Federal Government of Nigeria (FGN)) , https://www.nigerianstat.gov.ng , Feedback@nigerianstat.gov.ng
Contact(s)	Prince Semiu Adeyemi Adeniran (Statistician-General of the Federation/CEO NBS) (National Bureau of Statistics (NBS)) , https://www.nigerianstat.gov.ng , saadeniran@nigerianstat.gov.ng Mr Biyi Fafumi (Director ICT Department) (National Bureau of Statistics (NBS)) , https://www.nigerianstat.gov.ng , biyifafumi@nigerianstat.gov.ng Akinloye Adeyeye Elutade (National Bureau of Statistics (NBS)) , https://www.nigerianstat.gov.ng , aaelutade@nigerianstat.gov.ng Abiola Arosanyin (National Bureau of Statistics (NBS)) , https://www.nigerianstat.gov.ng , avarosanyin@nigerianstat.gov.ng Saheed Bakare (National Bureau of Statistics (NBS)) , https://www.nigerianstat.gov.ng , ssbakare@nigerianstat.gov.ng

Confidentiality

The confidentiality of the individual respondent is protected by law (Statistical Act 2007). This is published in the Official Gazette of the Federal republic of Nigeria No. 60 vol. 94 of 11th June 2007. See section 26 para.2. Punitive measures for breaches of confidentiality are outlined in section 28 of the same Act.

Access Conditions

A comprehensive data access policy is been developed by NBS, however section 27 of the Statistical Act 2007 outlines the data access obligation of data producers which includes the release of properly anonymized micro data.

Citation Requirements

National Bureau of Statistics, Nigeria Labour Force Survey v1.0 of the public use (October, 2023) provided by National Data Archive, <https://www.nigerianstat.gov.ng>

Rights & Disclaimer**Disclaimer**

The user of the data acknowledges that the original collector of the data, the authorized distributor of the data, and the relevant funding agency bear no responsibility for use of the data or for interpretations or inferences based upon such uses.

Copyright

(c) NBS, 2023

Files Description

Dataset contains 2 file(s)

NLFS_2022Q4_HOUSEHOLD IDENTIFICATION	
# Cases	8777
# Variable(s)	12
<u>File Content</u> This file contains household identification data as well as administrative data as regards administering and managing the questionnaire.	
<u>Producer</u> National Bureau of Statistics (NBS)	
<u>Version</u> Version 1.0	
<u>Processing Checks</u> Checking of all invalids codes were corrected	
<u>Missing Data</u> All missing data were * asterisk.	
<u>Notes</u> Generally, the variables are named to correspond with each of the questions.	

NLFS_2022Q4_INDIVIDUAL	
# Cases	46618
# Variable(s)	176
<u>File Content</u> The file contains data related to the Identification of the questionnaire as well as the household. It also includes individual member data on their Demographic characteristics, Education (3 years or older), Employment at work, Temporary absence, Agricultural work and Market Orientation, Characteristics of Main and Secondary job, working time and income, Unemployment and Out of labour. The weighting coefficient is in the data.	
<u>Producer</u> National Bureau of Statistics (NBS)	
<u>Version</u> Version 1.0	
<u>Processing Checks</u> Checking of all invalids codes were corrected	
<u>Missing Data</u> All missing data were * asterisk.	
<u>Notes</u> Generally, the variables are named to correspond with each of the questions.	

Variables List

Dataset contains 188 variable(s)

File NLFS_2022Q4_HOUSEHOLD IDENTIFICATION							
#	Name	Label	Type	Format	Valid	Invalid	Question
1	intervie ..	interview key (identifier in xx-xx-xx-xx format)	discrete	character-11	8777	0	-
2	id1_zone	zone	discrete	numeric-1.0	8777	0	ZONE
3	id2_state	state	discrete	numeric-2.0	8777	0	STATE
4	id3_lga	lga	discrete	numeric-5.0	8777	0	LGA
5	id4b_ea	ea code	discrete	character-35	8777	0	EA CODE
6	id5_sector	sector	discrete	numeric-1.0	8777	0	SECTOR
7	id6_clus ..	cluster number	discrete	character-41	8777	0	Cluster Number
8	id7a_str ..	id7a. structure id	continuous	numeric-3.0	8777	0	-
9	id7_hhnu ..	household number	continuous	numeric-2.0	8777	0	HH Serial Number
10	weightnl ..	weight of each nlfs hh (raw, quarter 1)	continuous	numeric-8.5	8777	0	-
11	intervie ..	interview start date	discrete	character-10	8777	-	Time interview started (GMT)
12	hhsiz	household size	continuous	numeric-5.2	8777	0	-

File NLFS_2022Q4_INDIVIDUAL							
#	Name	Label	Type	Format	Valid	Invalid	Question
1	intervie ..	interview key (identifier in xx-xx-xx-xx format)	discrete	character-11	46618	0	-
2	id1_zone	zone	discrete	numeric-1.0	46618	0	ZONE
3	id2_state	state	discrete	numeric-2.0	46618	0	STATE
4	id3_lga	lga	discrete	numeric-5.0	46618	0	LGA
5	id4b_ea	ea code	discrete	character-35	46618	0	EA CODE
6	id5_sector	sector	discrete	numeric-1.0	46618	0	SECTOR
7	id6_clus ..	cluster number	discrete	character-41	46618	0	Cluster Number
8	id7a_str ..	id7a. structure id	continuous	numeric-3.0	46618	0	-
9	id7_hhnu ..	household number	continuous	numeric-2.0	46618	0	HH Serial Number
10	hhroster ..	id in hhroster	continuous	numeric-2.0	46618	0	Line Number
11	weightnl ..	weight of each nlfs hh (raw, quarter 1)	continuous	numeric-8.5	46618	0	-
12	dc3	sex	discrete	numeric-1.0	46618	0	SEX
13	dc4	what is (name's) relationship to the head of the household?	discrete	numeric-2.0	46618	0	What is relationship to the head of the household?
14	dc5	what is (name's) age in completed years?	continuous	numeric-3.0	46618	0	AGE (in completed) years?
15	dc5b	(for under 5s) months since last birthday	discrete	numeric-2.0	6420	40198	(If under 5 years) Months since last birthday?

File NLFS_2022Q4_INDIVIDUAL							
#	Name	Label	Type	Format	Valid	Invalid	Question
16	dc6	what is (name's) present marital status?	discrete	numeric-1.0	29781	16837	What is (NAME) present marital status?
17	ed2	is this person answering for himself/ herself?	discrete	numeric-1.0	43125	3493	Is this person answering for himself/ herself?
18	ed3	who is responding for	continuous	numeric-2.0	18950	27668	Write the ID CODE of the respondent
19	ed4	have you [name] ever attended school?	discrete	numeric-1.0	43125	3493	Have you (NAME) ever attend school?
20	ed5	what was the main reason you never attended school?	discrete	numeric-2.0	5814	40804	What was the main reason you (NAME) never attended school?
21	ed6	ed6. what is the highest educational level you completed?	discrete	numeric-3.0	37311	9307	What is the highest educational level you (NAME) completed?
22	ed7	what is your highest qualification attained?	discrete	numeric-2.0	37311	9307	What is your (NAME'S) highest qualification obtained?
23	ed7ots	other specify	discrete	character-43	395	0	other specify
24	ed9	did you attend school any time during (school year)?	discrete	numeric-1.0	37311	9307	Did you (NAME) attend school at any time during the (SCHOOL YEAR)?
25	ed10	in what level were you enrolled during the school year	discrete	numeric-3.0	18459	28159	In what level were you (NAME) enrolled during the (SCHOOL YEAR)?
26	ed11	are you currently attending school (either in person or virtual)	discrete	numeric-1.0	37311	9307	Are you (NAME) currently attending school (either in person or virtual)?
27	atw1	in the last seven days, did you (name) work for someone else for pay, for one or	discrete	numeric-1.0	25820	20798	In the last seven days, did you (NAME) work for someone else for pay, for one or more hours?
28	atw2	atw2. in the last seven days, did you (%rosteritle%) run or do any kind of busi	discrete	numeric-1.0	21430	25188	In the last seven days, did you (NAME) run or do any kind of business, farming or other activity to generate income?
29	atw3	atw3. in the last seven days, did you (%rosteritle%) help in a household busine	discrete	numeric-1.0	8725	37893	In the last seven days, did you (NAME) help in a household business or farm?
30	abs1a	in the last seve (monday to sunday), even though you did not do any work for pay	discrete	numeric-1.0	6338	40280	Do you (NAME) have a paid job or income generating activity, but did not work in the last seven days?
31	abs1b	abs1b. o you (name) have an unpaid job in any kind of business run by your	discrete	numeric-1.0	5875	40743	Do you (NAME) have an unpaid job in any kind of business run by your household that you will return to?
32	abs2	abs2. why did (you/name) not work last seven days?	discrete	numeric-2.0	608	46010	Why did you (NAME) not work in the last seven days?
33	abs3	abs3. including the time that you have been absent, will you return to that same	discrete	numeric-2.0	297	46321	Including the time that you have been absent, will you return to that same job or business?
34	abs4	abs4. do you continue to receive pay from your job/ business during your absence	discrete	numeric-2.0	130	46488	Do you (NAME) continue to receive an income from your job or business during your absence?
35	agfla_1	agfla. in the last seven days, did you do any work in crop farming	discrete	numeric-1.0	5928	40690	Crop farming?

File NLFS_2022Q4_INDIVIDUAL							
#	Name	Label	Type	Format	Valid	Invalid	Question
36	agf1a_2	agf1a. in the last seven days, did you do any work inâ €:rearing farm animals	discrete	numeric-1.0	5928	40690	Rearing farm animals?
37	agf1a_3	agf1a. in the last seven days, did you do any work inâ €:fishing or fish farming	discrete	numeric-1.0	5928	40690	Fishing or fish farming?
38	agf1a_4	agf1a. in the last seven days, did you do any work inâ €:none of the above	discrete	numeric-1.0	5928	40690	NONE OF THE ABOVE?
39	agf1b_1	agf1b. was this work that you mentioned in ?:crop farming	discrete	numeric-1.0	15503	31115	Crop farming?
40	agf1b_2	agf1b. was this work that you mentioned in ?:rearing farm animals	discrete	numeric-1.0	15503	31115	Rearing farm animals?
41	agf1b_3	agf1b. was this work that you mentioned in ?:fishing or fish farming	discrete	numeric-1.0	15503	31115	Fishing or fish farming?
42	agf1b_4	agf1b. was this work that you mentioned in ?:another type of job or business	discrete	numeric-1.0	15503	31115	Another type of job or business?
43	agf2a	agf2a. thinking about the work in (farming, rearing animals [and/or fishing])	discrete	numeric-1.0	6431	40187	Thinking about the work in farming, rearing animals, and/or fishing you (NAME) do, are the products intended only for sale, both for sale and for household use, or only for household use?
44	agf2b	agf2b. thinking about those products, what share is intended to be sold?	discrete	numeric-1.0	5025	41593	Thinking about those products, what share is intended to be sold?
45	agf2c	agf2c. in general, in the past, have these products mainly been sold or kept	discrete	numeric-1.0	1769	44849	In general, in the past, have these products mainly been sold or kept for household use?
46	agf2d	agf2d. were you (name) hired by someone else to do this work?	discrete	numeric-1.0	1762	44856	Were you (NAME) hired by someone else to do this work?
47	agf3a	agf3. what is the main product from (farming, rearing animals, [and/or fishing])	discrete	character-127	1576	-	What are the main products from farming, rearing animals, and/or fishing that you (NAME) were working on?
48	agf3bclean	agf3b. what are the main products from (farming, rearing animals, [and/or fish	discrete	numeric-3.0	1575	45043	What are the main products from (farming, rearing animals, [and/or fish, cattle, chicken, rice).
49	agf4	agf4. in the last seven days, on how many days did (you/ name) do this work?	discrete	numeric-2.0	1576	45042	In the Last Seven days, on how many days did you (NAME) do this work?
50	agf5	agf_5 how many hours per day did (you/name) spend doing this last week	continuous	numeric-2.0	1487	45131	How many hours per day did you (NAME) spend doing this work in the last seven days?
51	agf6	agf6. how many hours per week do (you/name) usually spend working in (farming	continuous	numeric-2.0	1576	45042	How many hours per week do you (NAME) usually spend working in (farming, rearing animals, and/or fishing)?
52	mjj1	mjj1.in the last seven days/ typically, did you (name) have more than one job or	discrete	numeric-1.0	18542	28076	In the last seven days/Typically, did you (NAME) have more than one job or income generating activity?

File NLFS_2022Q4_INDIVIDUAL							
#	Name	Label	Type	Format	Valid	Invalid	Question
53	mjj2ccle..	primary job isco main group clean	discrete	numeric-1.0	18542	28076	Primary job ISCO (MAIN GROUP)
54	mjj2cclean	primary job isco clean	discrete	numeric-4.0	18542	28076	Primary job ISCO
55	mjj3ccle..	primary job isic section clean	discrete	numeric-2.0	18541	28077	Primary job ISIC section
56	mjj3cclean	primary job isic clean	discrete	numeric-4.0	18541	28077	Primary job ISIC
57	mjj4	mjj4. in this main job, do you workâ€?	discrete	numeric-1.0	18542	28076	In this main job, do you (NAME) work?
58	mjj5	who usually makes the decisions about the running of the household business?	discrete	numeric-1.0	2029	44589	Who usually makes the decisions about the running of the household business?
59	mjj6	mjj6. does your (nameâ€™s) business hire any paid employees on a regular basis?	discrete	numeric-1.0	14190	32428	Does your (NAME'S) business hire any paid employees on a regular basis?
60	mjj7a	mjj7a. can (you/name) set the price of the products or services that offer	discrete	numeric-1.0	14190	32428	Can you (NAME) set the price of the products or services that you offer yourself?
61	mjj7b	mjj7b. why cannot you (name) set the price? is it because â€?.	discrete	numeric-1.0	3055	43563	Why cannot you (NAME) set the price? Is it because?
62	mjj7boths	mjj7b.others	discrete	character-97	48	0	Others
63	mjj8a	mjj8a. in this job are you working inâ€?.	discrete	numeric-2.0	3055	43563	In this job are you (NAME) working in?
64	mjj8aoths	mjj8a.others	discrete	character-87	14	0	Others
65	mjj8b_1	mjj8b. which of the following types of pay do you receive for this work?:a wage	discrete	numeric-1.0	4352	42266	A wage or Salary?
66	mjj8b_2	mjj8b. which of the following types of pay do you receive for this work?:payment	discrete	numeric-1.0	4352	42266	Payment by piece of work completed?
67	mjj8b_3	mjj8b. which of the following types of pay do you receive for this work?:commiss	discrete	numeric-1.0	4352	42266	Commissions?
68	mjj8b_4	mjj8b. which of the following types of pay do you receive for this work?:tips	discrete	numeric-1.0	4352	42266	Tips?
69	mjj8b_5	mjj8b. which of the following types of pay do you receive for this work?:fees fo	discrete	numeric-1.0	4352	42266	Fees for services provided?
70	mjj8b_6	mjj8b. which of the following types of pay do you receive for this work?:payment	discrete	numeric-1.0	4352	42266	Payment with meals or accomodatioin?
71	mjj8b_7	mjj8b. which of the following types of pay do you receive for this work?:payment	discrete	numeric-1.0	4352	42266	Payment in products?

File NLFS_2022Q4_INDIVIDUAL							
#	Name	Label	Type	Format	Valid	Invalid	Question
72	mjj8b_8	mjj8b. which of the following types of pay do you receive for this work?:other c	discrete	numeric-1.0	4352	42266	OTHERS CASH PAYMENT (Specify)?
73	mjj8b_9	mjj8b. which of the following types of pay do you receive for this work?:not pai	discrete	numeric-1.0	4352	42266	NOT PAID?
74	mjj8boths	mjj8b.others	discrete	character-126	12	-	Others
75	mjj8c	mjj8c. do you have a written contract or oral agreement for the work you do?	discrete	numeric-2.0	3069	43549	Do you (NAME) have a written contract or oral agreement for the work you do?
76	mjj8d	mjj8d. does your contract or agreement specify the number of hours you are sup	discrete	numeric-1.0	2076	44542	Does your (NAME'S) contract or agreement specify the number of hours you are supposed to work?
77	mjj8e	mjj8e. are you at least guaranteed that you will get some work or hours in your	discrete	numeric-1.0	432	46186	Are you (NAME) at least guaranteed that you will get some work or hours in your job?
78	mjj8f	mjj8f. what are your agreed or contractual working hours per week in this job?	discrete	numeric-3.0	1644	44974	What are your (NAME's) agreed or contractual working hours per week in this job?
79	mjj8g	mjj8g. is (your/nameâ€™s) contract or agreementâ€™.?	discrete	numeric-1.0	2076	44542	Is your(NAME's) contract or agreement?
80	mjj8h	mjj8h. how long in total is your current agreement?	discrete	numeric-1.0	357	46261	How long in total is your(NAME's) current agreement?
81	mjj8i_1	jj8i. which of the following applies to your current agreement?:it covers a peri	discrete	numeric-1.0	348	46270	It covers a period of training (apprentice, trainee, research assistant, etc)
82	mjj8i_2	jj8i. which of the following applies to your current agreement?:it is part of an	discrete	numeric-1.0	348	46270	It is part of an employment creation program
83	mjj8i_3	jj8i. which of the following applies to your current agreement?:it is for substi	discrete	numeric-1.0	348	46270	It is for substitute work
84	mjj8i_4	jj8i. which of the following applies to your current agreement?:it covers a prob	discrete	numeric-1.0	348	46270	It covers a probation period
85	mjj8i_5	jj8i. which of the following applies to your current agreement?:none of the abov	discrete	numeric-1.0	348	46270	NONE OF THE ABOVE
86	mjj8j_1	mjj8j. which of the previous 12 months did (name) work in this job?:october 2021	discrete	numeric-1.0	1350	45268	CURRENT MONTH
87	mjj8j_2	mjj8j. which of the previous 12 months did (name) work in this job?:november 202	discrete	numeric-1.0	1350	45268	CURRENT MONTH
88	mjj8j_3	mjj8j. which of the previous 12 months did (name) work in this job?:december 202	discrete	numeric-1.0	1350	45268	CURRENT MONTH
89	mjj8j_4	mjj8j. which of the previous 12 months did (name) work in this job?:january 2022	discrete	numeric-1.0	1350	45268	CURRENT MONTH

File NLFS_2022Q4_INDIVIDUAL							
#	Name	Label	Type	Format	Valid	Invalid	Question
90	mjj8j_5	mjj8j. which of the previous 12 months did (name) work in this job?:february 2022	discrete	numeric-1.0	1350	45268	CURRENT MONTH
91	mjj8j_6	mjj8j. which of the previous 12 months did (name) work in this job?:march 2022	discrete	numeric-1.0	1350	45268	CURRENT MONTH
92	mjj8j_7	mjj8j. which of the previous 12 months did (name) work in this job?:april 2022	discrete	numeric-1.0	1350	45268	CURRENT MONTH
93	mjj8j_8	mjj8j. which of the previous 12 months did (name) work in this job?:may 2022	discrete	numeric-1.0	1350	45268	CURRENT MONTH
94	mjj8j_9	mjj8j. which of the previous 12 months did (name) work in this job?:june 2022	discrete	numeric-1.0	1350	45268	CURRENT MONTH
95	mjj8j_10	mjj8j. which of the previous 12 months did (name) work in this job?:july 2022	discrete	numeric-1.0	1350	45268	CURRENT MONTH
96	mjj8j_11	mjj8j. which of the previous 12 months did (name) work in this job?:august 2022	discrete	numeric-1.0	1350	45268	CURRENT MONTH
97	mjj8j_12	mjj8j. which of the previous 12 months did (name) work in this job?:september 20	discrete	numeric-1.0	1350	45268	CURRENT MONTH
98	mjj8j_13	mjj8j. which of the previous 12 months did (name) work in this job?:october 2022	discrete	numeric-1.0	1350	45268	CURRENT MONTH
99	mjj8j_14	mjj8j. which of the previous 12 months did (name) work in this job?:november 2022	discrete	numeric-1.0	1350	45268	CURRENT MONTH
100	mjj8j_15	mjj8j. which of the previous 12 months did (name) work in this job?:december 2022	discrete	numeric-1.0	1350	45268	CURRENT MONTH
101	mjj8j_16	mjj8j. which of the previous 12 months did (name) work in this job?:january 2023	discrete	numeric-1.0	1350	45268	CURRENT MONTH
102	mjj8j_17	mjj8j. which of the previous 12 months did (name) work in this job?:february 2023	discrete	numeric-1.0	1350	45268	CURRENT MONTH
103	mjj8j_18	mjj8j. which of the previous 12 months did (name) work in this job?:march 2023	discrete	numeric-1.0	1350	45268	CURRENT MONTH
104	mjj8j_19	mjj8j. which of the previous 12 months did (name) work in this job?:april 2023	discrete	numeric-1.0	1350	45268	CURRENT MONTH
105	mjj8j_20	mjj8j. which of the previous 12 months did (name) work in this job?:may 2023	discrete	numeric-1.0	1350	45268	CURRENT MONTH
106	mjj8j_21	mjj8j. which of the previous 12 months did (name) work in this job?:june 2023	discrete	numeric-1.0	1350	45268	CURRENT MONTH
107	mjj8j_22	mjj8j. which of the previous 12 months did (name) work in this job?:july 2023	discrete	numeric-1.0	1350	45268	CURRENT MONTH

File NLFS_2022Q4_INDIVIDUAL							
#	Name	Label	Type	Format	Valid	Invalid	Question
108	mjj8j_23	mjj8j. which of the previous 12 months did (name) work in this job?:august 2023	discrete	numeric-1.0	1350	45268	CURRENT MONTH
109	mjj8j_24	mjj8j. which of the previous 12 months did (name) work in this job?:september 20	discrete	numeric-1.0	1350	45268	CURRENT MONTH
110	mjj8j_25	mjj8j. which of the previous 12 months did (name) work in this job?:october 2023	discrete	numeric-1.0	1350	45268	CURRENT MONTH
111	mjj8j_26	mjj8j. which of the previous 12 months did (name) work in this job?:november 202	discrete	numeric-1.0	1350	45268	CURRENT MONTH
112	mjj8jbb	number of months work for job	discrete	numeric-4.2	18542	28076	-
113	mjj8k	mjj8k. is your employer responsible for deducting any taxes on (your/his/her)	discrete	numeric-2.0	3069	43549	Is your (NAME'S) employer responsible for deducting any taxes on your income or is that your responsibility?
114	mjj8l_1	mjj8l. does your employer pay contributions to a pension fund or health insuranc	discrete	numeric-1.0	3069	43549	EMPLOYER IS RESPONSIBLE
115	mjj8l_2	mjj8l. does your employer pay contributions to a pension fund or health insuranc	discrete	numeric-1.0	3069	43549	(YOU ARE/NAME IS) RESPONSIBLE
116	mjj8l_97	mjj8l. does your employer pay contributions to a pension fund or health insuranc	discrete	numeric-1.0	3069	43549	NOT APPLICABLE
117	mjj8m	mjj8m. do you get paid annual leave?	discrete	numeric-2.0	3069	43549	Do you (NAME) get paid annual leave?
118	mjj8n	mjj8n. would you get paid sick leave in case of illness or injury?	discrete	numeric-2.0	3069	43549	Would you (NAME) get paid sick leave in case of illness or injury?
119	mjj9a	mjj9a. in what kind of place do you typically work?	discrete	numeric-2.0	18542	28076	In what kind of place do you (NAME) typically work?
120	mjj9b	mjj9b. how many persons including you work at your place of work?	discrete	numeric-1.0	18542	28076	How many persons including you (NAME) work at your place of work?
121	mjj9c	mjj9c. is the business you work(s) for registered in the [national business regi	discrete	numeric-2.0	18542	28076	Is the business you (NAME) work(s) for registered in the Corporate Affairs Commission (CAC, or National Business Register)
122	mjj10	mjj10. which year did you begin working in this business or place?	discrete	numeric-4.0	18542	28076	Which year did you (NAME) begin working in this business or place?
123	mjj11	mjj11. and which month?	discrete	numeric-2.0	17958	28660	And which month?
124	mjj12	mjj12. how many hours do you usually work per week in your main job?	continuous	numeric-3.0	18542	28076	How many hours do you (NAME) usually work per week in your main job?
125	sji1ccle_..	secondary job isco main group clean	discrete	numeric-1.0	3211	43407	In this second job, what kind of work do you (NAME) do?

File NLFS_2022Q4_INDIVIDUAL							
#	Name	Label	Type	Format	Valid	Invalid	Question
126	sjj1cclean	secondary job isco clean	discrete	numeric-4.0	3211	43407	MAIN TASKS AND DUTIES OF THE SECONDARY JOB
127	sjj2ccle..	secondary job isic section clean	discrete	numeric-2.0	3211	43407	Secondary job ISIC section
128	sjj2cclean	secondary job isic clean	discrete	numeric-4.0	3211	43407	Secondary job ISIC
129	sjj3	sjj3. in this second job, do you workâ€??	discrete	numeric-1.0	3211	43407	In this second job, do you (NAME) work?
130	sjj4	sjj4. how many hours do you usually work per week in your second job?	continuous	numeric-3.0	3211	43407	How many hours do you (NAME) usually work per week in your second job?
131	sjj5	sjj5. total hours usually worked per week in main job and secondary job	continuous	numeric-6.2	18542	28076	Total hours usually worked per week in main job and secondary job (MJJ_12 + SJJ_4)
132	sjj5b	sjj5b. on how many days do you usually work each week including the main job and	discrete	numeric-1.0	18542	28076	On how many days do you (NAME) usually work each week including the main job and secondary job?
133	sjj5c	sjj5c. how many weeks do you usually work each month including the main job and	discrete	numeric-1.0	18542	28076	How many weeks do you (NAME) usually work each month including the main job and secondary job?
134	sjj5d	sjj5d. how many months do you usually work each year including the main job and	discrete	numeric-2.0	18542	28076	How many months do you (NAME) usually work each year including the main job and secondary job?
135	sjj6	sjj6. during the last four weeks, did you look for additional or other paid work	discrete	numeric-1.0	18542	28076	During the last four weeks, did you (NAME) look for additional or other paid work?
136	sjj7	sjj7. would you want to work more hours per week than usually worked, provided	discrete	numeric-1.0	18542	28076	Would you (NAME) want to work more hours per week than usually worked, provided the extra hours are paid?
137	sjj8	sjj8. could you start working more hours within the next two weeks?	discrete	numeric-1.0	6449	40169	Could you (NAME) start working more hours within the next two weeks?
138	sjj9	sjj9. how many additional hours per week could you work?	continuous	numeric-2.0	5815	40803	How many additional hours per week could you (NAME) work?
139	sjj10	sjj10. what is the easiest way for you to tell us your wages or salary before ta	discrete	numeric-1.0	18542	28076	What is the easiest way for you (NAME) to tell us your wages or salary or earnings before taxes or any other deductions? Would it be...
140	sjj11a	sjj11a. do you usually receive any tips or commission?	discrete	numeric-1.0	16370	30248	Do you (NAME) usually receive any commissions?
141	sjj11b	sjj11b. do you usually receive any tips?	discrete	numeric-1.0	16370	30248	Do you (NAME) usually receive any tips?
142	sjj12	sjj12. what is your hourly/daily/weekly/fortnightly/monthly/annually (chosen abo	discrete	numeric-1.0	16370	30248	What is your (NAME'S) hourly/daily/weekly/fortnightly/monthly/annually (chosen above) wage or salary or earnings before deductions?
143	sjj13	sjj13. do you want to change (his/her) current employment situation?	discrete	numeric-1.0	18542	28076	Do you (NAME) want to change your current employment situation?
144	sjj14	sjj14. what is the main reason why you want to change your employment situation?	discrete	numeric-1.0	8910	37708	What is the main reason why you (NAME) want to change your employment situation?
145	sjj14oths	sjj14.others	discrete	character-207	47	-	Others?

File NLFS_2022Q4_INDIVIDUAL							
#	Name	Label	Type	Format	Valid	Invalid	Question
146	um1_1	um1. in the last four (4) weeks, were you looking for any kind of paid work?:loo	discrete	numeric-1.0	7276	39342	In the last four weeks, did you (NAME) do?
147	um1_2	um1. in the last four (4) weeks, were you looking for any kind of paid work?:try	discrete	numeric-1.0	7270	39348	Try to start any kind of business?
148	um2	um2. in the last four weeks, what kind of work/business arrangement were you	discrete	numeric-1.0	1146	45472	In the last four weeks what kind of working/business arrangement were you (NAME) looking for?
149	um3_1	um3. in the last four weeks what have you done to search for paid work (job):wai	discrete	numeric-1.0	1146	45472	WAITED/REGISTERED AT EMPLOYMENT AGENCY/TRADE UNION?
150	um3_2	um3. in the last four weeks what have you done to search for paid work (job):enq	discrete	numeric-1.0	1146	45472	ENQUIRED AT WORKPLACES, FARMS, FACTORIES OR CALLED ON OTHER POSSIBLE EMPLOYERS?
151	um3_3	um3. in the last four weeks what have you done to search for paid work (job):pla	discrete	numeric-1.0	1146	45472	PLACED/ANSWERED ADVERTISEMENT(S)?
152	um3_4	um3. in the last four weeks what have you done to search for paid work (job):sea	discrete	numeric-1.0	1146	45472	SEARCHED THROUGH JOB ADVERTISEMENT(S) / SEARCHED THE INTERNET?
153	um3_5	um3. in the last four weeks what have you done to search for paid work (job):sou	discrete	numeric-1.0	1146	45472	SOUGHT ASSISTANCE FROM RELATIVES OR FRIENDS?
154	um3_6	um3. in the last four weeks what have you done to search for paid work (job):loo	discrete	numeric-1.0	1146	45472	LOOKED FOR LAND, BUILDING EQUIPMENT TO APPLY FOR PERMIT TO START OWN BUSINESS OR FARMING?
155	um3_7	um3. in the last four weeks what have you done to search for paid work (job):wai	discrete	numeric-1.0	1146	45472	WAITED AT THE STREET SIDE WHERE CASUAL WORKERS ARE FOUND?
156	um3_8	um3. in the last four weeks what have you done to search for paid work (job):sou	discrete	numeric-1.0	1146	45472	SOUGHT FINANCIAL ASSISTANCE TO LOOK FOR WORK OR START A BUSINESS?
157	um3_9	um3. in the last four weeks what have you done to search for paid work (job):oth	discrete	numeric-1.0	1146	45472	OTHER (SPECIFY)
158	um3ots	um3. other specify	discrete	character-92	7	0	OTHER SPECIFY
159	um4	um4. was this because you had already arranged to take up paid work (job) or to	discrete	numeric-1.0	6132	40486	Was this because you (NAME) had already arranged to take up paid work (job) or to start a business at some later date?
160	um5	um5. how soon are you expecting to start working in this job or business?	discrete	numeric-1.0	97	46521	How soon are you (NAME) expecting to start working in this job or business?
161	um6	um6. would you have liked to work in a paid job or business last week?	discrete	numeric-1.0	6132	40486	Would you (NAME) have liked to work in a paid job or business last week?
162	um7	um7. what was the main reason you did not want to work last week	discrete	numeric-2.0	5119	41499	What was the main reason you (NAME) did not want to work last week (Monday to Sunday)?

File NLFS_2022Q4_INDIVIDUAL							
#	Name	Label	Type	Format	Valid	Invalid	Question
163	um8	um8. for how long have you been without work and trying to find paid work (job)	discrete	numeric-1.0	1146	45472	For how long have you (NAME) been without work and trying to find paid work (job) or start a business?
164	um9	um9. what was the main reason why you did not try to find paid work (job)	discrete	numeric-2.0	1013	45605	What was the main reason why you (NAME) did not try to find paid work (job) or start a business in the last?
165	um9ots	um9. other specify	discrete	character-91	24	0	Other specify
166	um10a	um10a. if work in a paid job or in a business were offered, would you have been	discrete	numeric-1.0	2159	44459	If a work in a paid job or in a business were offered, would you (NAME) have been able to start work last week (Monday)?
167	um10b	um10b. or, could you start working within the next two weeks?	discrete	numeric-1.0	159	46459	Or, could you (NAME) start working within the next two week?
168	um11	um11. what was the main reason why you were not available for paid work (job)	discrete	numeric-1.0	102	46516	What was the main reason why you (NAME) were not available for paid work (job) last week (Monday to Sunday)?
169	umots	um11. other specify	discrete	character-92	8	0	Other specify
170	um12	um12. if paid work (job) or business opportunity became available, how soon can	discrete	numeric-1.0	102	46516	If paid work (job) or a business opportunity became available, how soon can you (NAME) start?
171	um13	um13. have you ever worked for pay or profit or helped unpaid in a household bus	discrete	numeric-1.0	7143	39475	Have you (NAME) ever worked for pay or profit or helped unpaid in a household business?
172	um14	um14. how long ago was it since you last worked?	discrete	numeric-1.0	1918	44700	How long ago was it since you (NAME) last work?
173	um15	um15. what was the main reason you stopped working in your last job/business?	discrete	numeric-2.0	1918	44700	What was the main reason you (NAME) stopped working in your last job/ business?
174	um15ots	um15. other specify	discrete	character-115	104	-	Other Specify
175	um16	um16. what is the main way that you support yourself?	discrete	numeric-1.0	7143	39475	What is the main way that you (NAME) support yourself?
176	um16ots	um16. other specify	discrete	character-173	17	-	Other specify

Variables Description

Dataset contains 188 variable(s)

File : NLFS_2022Q4_HOUSEHOLD IDENTIFICATION

interview_key: interview key (identifier in xx-xx-xx-xx format)

Information [Type= discrete] [Format=character] [Missing=*]

Statistics [NW/ W] [Valid=8777 /-] [Invalid=0 /-]

Imputation interview key (identifier in xx-xx-xx-xx format)

id1_zone: zone

Information [Type= discrete] [Format=numeric] [Range= 1-6] [Missing=*]

Statistics [NW/ W] [Valid=8777 /-] [Invalid=0 /-]

Literal question ZONE

Value	Label	Cases	Percentage
1	NORTH CENTRAL	1655	18.9%
2	NORTH EAST	1431	16.3%
3	NORTH WEST	1672	19.0%
4	SOUTH EAST	1155	13.2%
5	SOUTH SOUTH	1430	16.3%
6	SOUTH WEST	1434	16.3%

Warning: these figures indicate the number of cases found in the data file. They cannot be interpreted as summary statistics of the population of interest.

id2_state: state

Information [Type= discrete] [Format=numeric] [Range= 1-37] [Missing=*]

Statistics [NW/ W] [Valid=8777 /-] [Invalid=0 /-]

Literal question STATE

Value	Label	Cases	Percentage
1	SOKOTO	240	2.7%
2	ZAMFARA	240	2.7%
3	KATSINA	240	2.7%
4	JIGAWA	240	2.7%
5	YOBE	240	2.7%
6	BORNO	239	2.7%
7	ADAMAWA	239	2.7%
8	GOMBE	240	2.7%
9	BAUCHI	239	2.7%
10	KANO	240	2.7%
11	KADUNA	234	2.7%
12	KEBBI	238	2.7%
13	NIGER	236	2.7%
14	FCT	225	2.6%
15	NASARAWA	239	2.7%
16	PLATEAU	235	2.7%
17	TARABA	234	2.7%
18	BENUE	240	2.7%
19	KOGI	240	2.7%
20	KWARA	240	2.7%
21	OYO	238	2.7%
22	OSUN	240	2.7%

File : NLFS_2022Q4_HOUSEHOLD IDENTIFICATION

id2_state: state

Value	Label	Cases	Percentage
23	EKITI	239	2.7%
24	ONDO	240	2.7%
25	EDO	240	2.7%
26	ANAMBRA	240	2.7%
27	ENUGU	225	2.6%
28	EBONYI	238	2.7%
29	CROSS RIVER	238	2.7%
30	AKWA IBOM	240	2.7%
31	ABIA	238	2.7%
32	IMO	214	2.4%
33	RIVERS	235	2.7%
34	BAYELSA	238	2.7%
35	DELTA	239	2.7%
36	LAGOS	239	2.7%
37	OGUN	238	2.7%

Warning: these figures indicate the number of cases found in the data file. They cannot be interpreted as summary statistics of the population of interest.

id3_lga: lga

Information	[Type= discrete] [Format=numeric] [Range= 101-37774] [Missing=*]
Statistics [NW/ W]	[Valid=8777 /-] [Invalid=0 /-]
Literal question	LGA

Value	Label	Cases	Percentage
101	GUDU	20	0.2%
102	BINJI	0	
103	TANGAZA	20	0.2%
104	GWADABAWA	0	
105	ILLELA	10	0.1%
106	GADA	20	0.2%
107	SABON BIRNI	10	0.1%
108	ISA	20	0.2%
109	GORONYO	10	0.1%
110	WURNO	10	0.1%
111	RABAH	10	0.1%
112	KWARE	10	0.1%
113	SOKOTO SOUTH	10	0.1%
114	SOKOTO NORTH	10	0.1%
115	WAMAKKO	20	0.2%
116	SILAME	10	0.1%
117	YABO	10	0.1%
118	BODINGA	0	
119	DANGE SHUNI	10	0.1%
120	TURETA	20	0.2%
121	SHAGARI	0	
122	TAMBUWAL	10	0.1%

File : NLFS_2022Q4_HOUSEHOLD IDENTIFICATION

id3_lga: lga

Value	Label	Cases	Percentage
123	KEBBE	0	
224	GUMMI	40	0.5%
225	BUKKUYUM	10	0.1%
226	ANKA	0	
227	BAKURA	20	0.2%
228	TALATA MAFARA	10	0.1%
229	MARADUN	20	0.2%
230	SHINKAFI	0	
231	ZURMI	20	0.2%
232	BIRNIN MAGAJI	30	0.3%
233	KAURA NAMODA	30	0.3%
234	TSAFE	10	0.1%
235	GUSAU	30	0.3%
236	BUNGUDU	20	0.2%
237	MARU	0	
338	BAURE	20	0.2%
339	ZANGO	0	
340	SANDAMU	10	0.1%
341	DUTSI	10	0.1%
342	DAURA	0	
343	MAI'ADUA	0	
344	MASHI	10	0.1%
345	KAITA	20	0.2%
346	KATSINA	30	0.3%
347	JIBIA	0	
348	BATSARI	0	
349	BATAGARAWA	10	0.1%
350	RIMI	0	
351	MANI	20	0.2%
352	INGAWA	0	
353	KUSADA	0	
354	BINDAWA	10	0.1%
355	CHARANCHI	0	
356	KURFI	0	
357	SAFANA	10	0.1%
358	DUTSIN MA	0	
359	KANKIA	10	0.1%
360	MATAZU	0	
361	DAN MUSA	0	
362	KANKARA	20	0.2%
363	MUSAWA	0	
364	MALUMFASHI	20	0.2%
365	KAFUR	20	0.2%

File : NLFS_2022Q4_HOUSEHOLD IDENTIFICATION

id3_lga: lga

Value	Label	Cases	Percentage
366	BAKORI	0	
367	FASKARI	0	
368	SABUWA	10	0.1%
369	DANDUME	0	
370	FUNTUA	10	0.1%
371	DANJA	0	
472	RONI	20	0.2%
473	GWIWA	0	
474	YANKWASHI	0	
475	KAZAURE	20	0.2%
476	BABURA	0	
477	GARKI	10	0.1%
478	SULE TANKARKAR	10	0.1%
479	GUMEL	10	0.1%
480	GAGARAWA	0	
481	MAIGATARI	0	
482	KAUGAMA	10	0.1%
483	MALAM MADORI	30	0.3%
484	BIRNIWA	0	
485	GURI	10	0.1%
486	KIRIKASAMMA	0	
487	HADEJIA	0	
488	AUYO	10	0.1%
489	KAFIN-HAUSA	0	
490	MIGA	20	0.2%
491	TAURA	0	
492	RINGIM	10	0.1%
493	JAHUN	20	0.2%
494	KIYAWA	20	0.2%
495	DUTSE	10	0.1%
496	BIRNIN KUDU	20	0.2%
497	BUJI	0	
498	GWARAM	10	0.1%
599	MACHINA	20	0.2%
5100	NGURU	20	0.2%
5101	YUSUFARI	0	
5102	YUNUSARI	0	
5103	GEIDAM	20	0.2%
5104	BURSARI	10	0.1%
5105	KARASUWA	0	
5106	BADE	30	0.3%
5107	JAKUSKO	20	0.2%
5108	FUNE	10	0.1%

File : NLFS_2022Q4_HOUSEHOLD IDENTIFICATION

id3_lga: lga

Value	Label	Cases	Percentage
5109	TARMUWA	20	0.2%
5110	DAMATURU	10	0.1%
5111	GUJBA	10	0.1%
5112	GULANI	30	0.3%
5113	FIKA	10	0.1%
5114	POTISKUM	30	0.3%
5115	NANGERE	0	
5116	MOBBAR	0	
6116		10	0.1%
6118	KUKAWA	0	
6120	GUBIO	0	
6121	MAGUMERI	0	
6122	KAGA	20	0.2%
6123	KONDUGA	0	
6124	MAIDUGURI	39	0.4%
6125	JERE	40	0.5%
6126	NGANZAI	0	
6127	MONGUNO	0	
6129	MAFA	10	0.1%
6130	DIKWA	10	0.1%
6131	NGALA	0	
6133	BAMA	10	0.1%
6134	GWOZA	0	
6135	DAMBOA	20	0.2%
6136	ASKIRA/UBA	10	0.1%
6137	CHIBOK	10	0.1%
6138	BIU	20	0.2%
6139	KWAYA KUSAR	10	0.1%
6140	BAYO	20	0.2%
6141	SHANI	10	0.1%
6142	HAWUL	0	
7143	MADAGALI	20	0.2%
7144	MICHIKA	9	0.1%
7145	MUBI NORTH	10	0.1%
7146	MUBI SOUTH	10	0.1%
7147	MAIHA	0	
7148	HONG	20	0.2%
7149	GOMBI	10	0.1%
7150	SONG	20	0.2%
7151	SHELLENG	10	0.1%
7152	GUYUK	10	0.1%
7153	LAMURDE	0	
7154	NUMAN	10	0.1%

File : NLFS_2022Q4_HOUSEHOLD IDENTIFICATION

id3_lga: lga

Value	Label	Cases	Percentage
7155	DEMSA	0	
7156	YOLA NORTH	20	0.2%
7157	YOLA SOUTH	10	0.1%
7158	GIREI	10	0.1%
7159	FUFORE	30	0.3%
7160	MAYO-BELWA	10	0.1%
7161	JADA	20	0.2%
7162	GANYE	10	0.1%
7163	TOUNGO	0	
8164	DUKKU	40	0.5%
8165	NAFADA	0	
8166	FUNA KAYE	30	0.3%
8167	KWAMI	10	0.1%
8168	AKKO	50	0.6%
8169	GOMBE	30	0.3%
8170	YAMALTU-DEBA	40	0.5%
8171	BALANGA	10	0.1%
8172	KALTUNGO	20	0.2%
8173	BILLIRI	10	0.1%
8174	SHONGOM	0	
9175	ZAKI	20	0.2%
9176	GAMAWA	20	0.2%
9177	ITAS/GADAU	10	0.1%
9178	JAMA'ARE	0	
9179	KATAGUM	20	0.2%
9180	SHIRA	0	
9181	GLADE	10	0.1%
9182	MISAU	10	0.1%
9183	DAMBAN	10	0.1%
9184	DARAZO	20	0.2%
9185	GANJUWA	10	0.1%
9186	WARJI	10	0.1%
9187	NINGI	19	0.2%
9188	TORO	20	0.2%
9189	BAUCHI	30	0.3%
9190	KIRFI	10	0.1%
9191	ALKALERI	10	0.1%
9192	TAFAWA-BALEWA	10	0.1%
9193	DASS	0	
9194	BOGORO	0	
10195	KUNCHI	20	0.2%
10196	MAKODA	0	
10197	DAMBATTA	0	

File : NLFS_2022Q4_HOUSEHOLD IDENTIFICATION

id3_lga: lga

Value	Label	Cases	Percentage
10198	GABASAWA	0	
10199	MINJIBIR	20	0.2%
10200	DAWAKIN TOFA	0	
10201	BICHI	0	
10202	TSANYAWA	10	0.1%
10203	SHANONO	0	
10204	BAGWAI	0	
10205	TOFA	0	
10206	UNGOGO	20	0.2%
10207	GWALE	10	0.1%
10208	DALA	0	
10209	FAGGE	20	0.2%
10210	NASARAWA(KANO)	10	0.1%
10211	KANO MUNICIPAL	10	0.1%
10212	TARAUNI	0	
10213	KUMBOTSO	10	0.1%
10214	GEZAWA	20	0.2%
10215	WARAWA	0	
10216	AJINGI	0	
10217	GAYA	10	0.1%
10218	WUDIL	0	
10219	DAWAKIN KUDU	0	
10220	MADOBI	10	0.1%
10221	RIMIN GADO	10	0.1%
10222	KABO	0	
10223	GWARZO	0	
10224	KARAYE	0	
10225	ROGO	20	0.2%
10226	KIRU	0	
10227	BEBEJI	0	
10228	GARUN MALAM	0	
10229	KURA	10	0.1%
10230	BUNKURE	0	
10231	RANO	0	
10232	KIBIYA	0	
10233	GARKO	20	0.2%
10234	ALBASU	0	
10235	TAKAI	0	
10236	SUMAILA	10	0.1%
10237	TUDUN WADA	0	
10238	DOGUWA	0	
11239	BIRNIN GWARI	0	
11240	GIWA	10	0.1%

File : NLFS_2022Q4_HOUSEHOLD IDENTIFICATION

id3_lga: lga

Value	Label	Cases	Percentage
11241	SABON GARI	20	0.2%
11242	KUDAN	0	
11243	MAKARFI	10	0.1%
11244	IKARA	0	
11245	KUBAU	20	0.2%
11246	SOBA	10	0.1%
11247	ZARIA	20	0.2%
11248	IGABI	30	0.3%
11249	KADUNA NORTH	10	0.1%
11250	KADUNA SOUTH	18	0.2%
11251	CHIKUN	10	0.1%
11252	KAJURU	18	0.2%
11253	KAURU	0	
11254	LERE	20	0.2%
11255	ZANGON KATAF	8	0.1%
11256	KACHIA	10	0.1%
11257	KAGARKO	10	0.1%
11258	JABA	0	
11259	JEMAA	10	0.1%
11260	KAURA	0	
11261	SANGA	0	
12262	AREWA-DANDI	30	0.3%
12263	AUGIE	10	0.1%
12264	ARGUNGU	10	0.1%
12265	GWANDU	0	
12266	BIRNIN KEBBI	28	0.3%
12267	ALIERO	0	
12268	JEGA	10	0.1%
12269	MAIYAMA	10	0.1%
12270	KALGO	10	0.1%
12271	BUNZA	10	0.1%
12272	SURU	10	0.1%
12273	DANDI	0	
12274	BAGUDO	30	0.3%
12275	KOKO/BESSE	10	0.1%
12276	YAURI	10	0.1%
12277	NGASKI	20	0.2%
12278	SHANGA	0	
12279	FAKAI	10	0.1%
12280	ZURU	20	0.2%
12281	WASAGU/DANKO	10	0.1%
12282	SAKABA	0	
13283	AGWARA	20	0.2%

File : NLFS_2022Q4_HOUSEHOLD IDENTIFICATION

id3_lga: lga

Value	Label	Cases	Percentage
13284	BORGU	20	0.2%
13285	MASHEGU	20	0.2%
13286	MAGAMA	20	0.2%
13287	RIJAU	10	0.1%
13288	KONTAGORA	10	0.1%
13289	MARIGA	20	0.2%
13290	RAFI	0	
13291	SHIRORO	10	0.1%
13292	MUNYA	0	
13293	CHANCHAGA	20	0.2%
13294	BOSSO	0	
13295	WUSHISHI	6	0.1%
13296	LAVUN	0	
13297	MOKWA	20	0.2%
13298	EDATTI	0	
13299	GBAKO	20	0.2%
13300	BIDA	0	
13301	KATCHA	10	0.1%
13302	AGAIE	0	
13303	LAPAI	20	0.2%
13304	PAIKORO	0	
13305	GURARA	10	0.1%
13306	SULEJA	0	
13307	TAFA	0	
14308	BWARI	50	0.6%
14309	ABUJA MUNICIPAL AREA COUNCIL	135	1.5%
14310	GWAGWALADA	10	0.1%
14311	ABAJI	10	0.1%
14312	KWALI	10	0.1%
14313	KUJE	10	0.1%
15314	KARU	70	0.8%
15315	KEFFI	10	0.1%
15316	KOKONA	20	0.2%
15317	AKWANGA	20	0.2%
15318	WAMBA	0	
15319	NASSARAWA EGGON	10	0.1%
15320	LAFIA	29	0.3%
15321	AWE	20	0.2%
15322	OBI(NASARAWA)	20	0.2%
15323	KEANA	0	
15324	DOMA	10	0.1%
15325	NASARAWA(NASARAWA)	30	0.3%
15326	TOTO	0	

File : NLFS_2022Q4_HOUSEHOLD IDENTIFICATION

id3_lga: lga

Value	Label	Cases	Percentage
16327	BASSA(PLATEAU)	20	0.2%
16328	JOS NORTH	20	0.2%
16329	JOS EAST	5	0.1%
16330	JOS SOUTH	20	0.2%
16331	RIYOM	0	
16332	BARKIN LADI	10	0.1%
16333	MANGU	20	0.2%
16334	BOKKOS	20	0.2%
16335	QUA'N PAN	30	0.3%
16336	PANKSHIN	0	
16337	KANKE	10	0.1%
16338	KANAM	20	0.2%
16339	WASE	20	0.2%
16340	LANGTANG NORTH	10	0.1%
16341	MIKANG	0	
16342	SHENDAM	30	0.3%
16343	LANTANG SOUTH	0	
17344	KARIM LAMIDO	0	
17345	LAU	0	
17346	ARDO-KOLA	10	0.1%
17347	JALINGO	20	0.2%
17348	YORRO	10	0.1%
17349	ZING	30	0.3%
17350	GASSOL	40	0.5%
17351	IBI	10	0.1%
17352	WUKARI	28	0.3%
17353	BALI	40	0.5%
17354	GASHAKA	10	0.1%
17355	SARDAUNA	0	
17356	KURMI	0	
17357	USSA	19	0.2%
17358	TAKUM	7	0.1%
17359	DONGA	10	0.1%
18360	AGATU	10	0.1%
18361	APA	10	0.1%
18362	GWER WEST	0	
18363	MAKURDI	20	0.2%
18364	GUMA	0	
18365	LOGO	0	
18366	UKUM	30	0.3%
18367	KATSINA ALA	20	0.2%
18368	BURUKU	30	0.3%
18369	TARKA	0	

File : NLFS_2022Q4_HOUSEHOLD IDENTIFICATION

id3_lga: lga

Value	Label	Cases	Percentage
18370	GBOKO	30	0.3%
18371	GWER EAST	10	0.1%
18372	OTUKPO	0	
18373	OHIMINI	0	
18374	OKPOKWU	20	0.2%
18375	OGBADIBO	0	
18376	ADO	0	
18377	OBI(BENUE)	10	0.1%
18378	OJU	10	0.1%
18379	KONSHISHA	10	0.1%
18380	USHONGO	10	0.1%
18381	KWANDE	10	0.1%
18382	VANDEIKYA	10	0.1%
19383	YAGBA WEST	10	0.1%
19384	YAGBA EAST	0	
19385	MOPA-MURO	10	0.1%
19386	IJUMU	10	0.1%
19387	KABBA_BUNU	0	
19388	OKEHI	10	0.1%
19389	OGORI MAGONGO	0	
19390	OKENE	0	
19391	ADAVI	20	0.2%
19392	AJAOKUTA	0	
19393	LOKOJA	10	0.1%
19394	KOGI KOTON KERFE	20	0.2%
19395	BASSA(KOGI)	0	
19396	DEKINA	40	0.5%
19397	OMALA	10	0.1%
19398	ANKPA	40	0.5%
19399	OLAMABORO	20	0.2%
19400	OFU	20	0.2%
19401	IGALAMELA-ODOLU	10	0.1%
19402	IDAH	10	0.1%
19403	IBAJI	0	
20404	BARUTEN	40	0.5%
20405	KAIAMA	20	0.2%
20406	MORO	20	0.2%
20407	EDU	20	0.2%
20408	PATIGI	10	0.1%
20409	IFELODUN(KWARA)	30	0.3%
20410	ILORIN SOUTH	10	0.1%
20411	ILORIN EAST	20	0.2%
20412	ILORIN WEST	30	0.3%

File : NLFS_2022Q4_HOUSEHOLD IDENTIFICATION

id3_lga: lga

Value	Label	Cases	Percentage
20413	ASA	10	0.1%
20414	OYUN	10	0.1%
20415	OFFA	0	
20416	IREPODUN(KWARA)	10	0.1%
20417	ISIN	10	0.1%
20418	OKE-ERO	0	
20419	EKITI	0	
21420	IREPO	20	0.2%
21421	OLORUNSOGO	0	
21422	ORELOPE	0	
21423	SAKI EAST	0	
21424	SAKI WEST	20	0.2%
21425	ATISBO	0	
21426	ITESIWAJU	10	0.1%
21427	ATIBA	0	
21428	ORIIRE	0	
21429	OGBOMOSO NORTH	18	0.2%
21430	SURULERE(OYO)	0	
21431	OGBOMOSO SOUTH	0	
21432	OGO-OLUWA	10	0.1%
21433	OYO EAST	0	
21434	OYO WEST	0	
21435	ISEYIN	20	0.2%
21436	KAJOLA	0	
21437	IWAJOWA	0	
21438	IBARAPA-NORTH	10	0.1%
21439	IBARAPA CENTRAL	10	0.1%
21440	IBARAPA-EAST	0	
21441	IDO	10	0.1%
21442	AFIJIO	10	0.1%
21443	AKINYELE	20	0.2%
21444	LAGELU	0	
21445	IBADAN NORTH	10	0.1%
21446	IBADAN NORTHWEST	10	0.1%
21447	IBADAN SOUTH WEST	0	
21448	IBADAN SOUTH EAST	10	0.1%
21449	IBADAN NORTH EAST	10	0.1%
21450	EGBEDA	10	0.1%
21451	ONA ARA	20	0.2%
21452	OLUYOLE	10	0.1%
22453	IFEDAYO	10	0.1%
22454	ILA	10	0.1%
22455	BOLUWADURO	0	

File : NLFS_2022Q4_HOUSEHOLD IDENTIFICATION

id3_lga: lga

Value	Label	Cases	Percentage
22456	ODO OTIN	10	0.1%
22457	IFELODUN(OSUN)	10	0.1%
22458	OLORUNDA	10	0.1%
22459	IREPODUN(OSUN)	0	
22460	OROLU	0	
22461	EGBEDORE	20	0.2%
22462	OSOGBO	10	0.1%
22463	BORIPÉ	20	0.2%
22464	OBOKUN	0	
22465	ORIADE	20	0.2%
22466	ILESHA EAST	0	
22467	ATAKUMOSA WEST	10	0.1%
22468	ILESHA WEST	0	
22469	EDE NORTH	10	0.1%
22470	EDE SOUTH	10	0.1%
22471	EJIGBO	10	0.1%
22472	OLA-OLUWA	0	
22473	IWO	20	0.2%
22474	AYEDIRE	0	
22475	IREWOLE	0	
22476	ISOKAN	20	0.2%
22477	AIYEDADE	0	
22478	IFE NORTH	10	0.1%
22479	IFE CENTRAL	0	
22480	IFE EAST	20	0.2%
22481	ATAKUNMOSA EAST	10	0.1%
22482	IFE SOUTH	0	
23483	MOBA	20	0.2%
23484	ILEJEMEJE	0	
23485	OYE	20	0.2%
23486	IKOLE	10	0.1%
23487	EKITI-EAST	20	0.2%
23488	GBONYIN	0	
23489	ADO EKITI	79	0.9%
23490	IREPODUN/IFELODUN	10	0.1%
23491	IDO_OSI	20	0.2%
23492	IJERO	20	0.2%
23493	EKITI WEST	0	
23494	EFON	10	0.1%
23495	EKITI SOUTH WEST	10	0.1%
23496	IKERE	10	0.1%
23497	ISE ORUN	10	0.1%
23498	EMURE	0	

File : NLFS_2022Q4_HOUSEHOLD IDENTIFICATION

id3_lga: lga

Value	Label	Cases	Percentage
24499	AKOKO NORTH WEST	20	0.2%
24500	AKOKO NORTH EAST	0	
24501	AKOKO SOUTH EAST	10	0.1%
24502	AKOKO SOUTH WEST	10	0.1%
24503	OSE	0	
24504	OWO	30	0.3%
24505	AKURE NORTH	10	0.1%
24506	AKURE SOUTH	40	0.5%
24507	IFEDORE	10	0.1%
24508	ILE OLUJI/OKEIGBO	0	
24509	ONDO WEST	30	0.3%
24510	ONDO EAST	0	
24511	IDANRE	20	0.2%
24512	ODIGBO	30	0.3%
24513	OKITIPUPA	10	0.1%
24514	IRELE	20	0.2%
24515	ESE-ODO	0	
24516	ILAJE	0	
25517	AKOKO-EDO	20	0.2%
25518	ETSAKO EAST	20	0.2%
25519	ETSAKO CENTRAL	0	
25520	ETSAKO WEST	10	0.1%
25521	OWAN EAST	0	
25522	OWAN WEST	10	0.1%
25523	ESAN WEST	10	0.1%
25524	ESAN CENTRAL	10	0.1%
25525	ESAN NORTH EAST	0	
25526	ESAN SOUTH EAST	10	0.1%
25527	IGUEBEN	0	
25528	UHUNMWONDE	20	0.2%
25529	OVIA NORTH EAST	10	0.1%
25530	OVIA SOUTH WEST	30	0.3%
25531	EGOR	20	0.2%
25532	OREDO	30	0.3%
25533	IKPOBA-OKHA	40	0.5%
25534	ORHIONMWON	0	
26535	ANAMBRA WEST	0	
26536	AYAMELUM	0	
26537	AWKA NORTH	10	0.1%
26538	ANAMBRA EAST	20	0.2%
26539	OYI	0	
26540	DUNUKOFIA	0	
26541	NJIKOKA	30	0.3%

File : NLFS_2022Q4_HOUSEHOLD IDENTIFICATION

id3_lga: lga

Value	Label	Cases	Percentage
26542	AWKA SOUTH	20	0.2%
26543	ORUMBA NORTH	20	0.2%
26544	ANAOCHA	20	0.2%
26545	IDEMILI NORTH	10	0.1%
26546	ONITSHA NORTH	0	
26547	ONITSHA SOUTH	10	0.1%
26548	OGBARU	10	0.1%
26549	IDEMILI SOUTH	10	0.1%
26550	NNEWI NORTH	20	0.2%
26551	EKWUSIGO	20	0.2%
26552	IHALA	10	0.1%
26553	NNEWI SOUTH	10	0.1%
26554	AGUATA	20	0.2%
26555	ORUMBA SOUTH	0	
27556	IGBO-EZE NORTH	40	0.5%
27557	IGBO-EZE SOUTH	10	0.1%
27558	UDENU	6	0.1%
27559	ISI-UZO	10	0.1%
27560	IGBO-ETITI	10	0.1%
27561	NSUKKA	40	0.5%
27562	UZO UWANI	0	
27563	EZEAGU	7	0.1%
27564	UDI	20	0.2%
27565	ENUGU EAST	10	0.1%
27566	NKANU EAST	18	0.2%
27567	ENUGU NORTH	14	0.2%
27568	ENUGU SOUTH	0	
27569	NKANU WEST	10	0.1%
27570	ANINRI	20	0.2%
27571	AWGU	10	0.1%
27572	OJI-RIVER	0	
28573	ISHIELU	30	0.3%
28574	OHAUKWU	10	0.1%
28575	EBONYI	30	0.3%
28576	IZZI	40	0.5%
28577	ABAKALIKI	20	0.2%
28578	EZZA NORTH	19	0.2%
28579	EZZA SOUTH	10	0.1%
28580	IKWO	39	0.4%
28581	ONICHA	10	0.1%
28582	OHAOZARA	10	0.1%
28583	AFIKPO NORTH	10	0.1%
28584	AFIKPO SOUTH	10	0.1%

File : NLFS_2022Q4_HOUSEHOLD IDENTIFICATION

id3_lga: lga

Value	Label	Cases	Percentage
28585	IVO	0	
29586	YALA	40	0.5%
29587	BEKWARRA	10	0.1%
29588	OGOJA	20	0.2%
29589	OBUDU	10	0.1%
29590	OBANLIKU	0	
29591	BOKI	20	0.2%
29592	ETUNG	0	
29593	IKOM	20	0.2%
29594	OBUBRA	10	0.1%
29595	YAKURR	20	0.2%
29596	ABI	10	0.1%
29597	BIASE	0	
29598	AKAMKPA	20	0.2%
29599	ODUKPANI	20	0.2%
29600	CALABAR SOUTH	9	0.1%
29601	CALABAR-MUNICIPAL	29	0.3%
29602	AKPABUYO	0	
29603	BAKASSI	0	
30604	INI	20	0.2%
30605	OBOT AKARA	0	
30606	IKOT-EKPENE	20	0.2%
30607	IKONO	0	
30608	IBIONO IBOM	10	0.1%
30609	ITU	20	0.2%
30610	URUAN	0	
30611	UYO	30	0.3%
30612	ABAK	20	0.2%
30613	ESSIEN UDIM	0	
30614	IKA	10	0.1%
30615	ETIM EKPO	0	
30616	UKANAFUN	20	0.2%
30617	ORUK ANAM	0	
30618	MKPAT ENIN	10	0.1%
30619	ETINAN	10	0.1%
30620	NSIT IBOM	10	0.1%
30621	IBESIKPO ASUTAN	20	0.2%
30622	NSIT ATAI	0	
30623	OKOBO	0	
30624	ORON	0	
30625	UDUNG UKO	10	0.1%
30626	MBO	0	
30627	URUE-OFFONG/ORUKO	0	

File : NLFS_2022Q4_HOUSEHOLD IDENTIFICATION

id3_lga: lga

Value	Label	Cases	Percentage
30628	ESIT EKET	0	
30629	NSIT UBIUM	20	0.2%
30630	EKET	0	
30631	ONNA	10	0.1%
30632	IBENO	0	
30633	EASTERN OBOLO	0	
30634	IKOT ABASI	0	
31635	UMU-NNEOCHI	19	0.2%
31636	ISUIKWUATO	20	0.2%
31637	BENDE	10	0.1%
31638	OHAFIA	20	0.2%
31639	AROCHUKWU	0	
31640	UMUAHIA NORTH	29	0.3%
31641	UMUAHIA SOUTH	20	0.2%
31642	IKWUANO	0	
31643	ISIALA-NGWA NORTH	10	0.1%
31644	ISIALA-NGWA SOUTH	20	0.2%
31645	OBI NGWA	30	0.3%
31646	ABA NORTH	0	
31647	OSISIOMA NGWA	30	0.3%
31648	ABA SOUTH	20	0.2%
31649	UGWUNAGHO	10	0.1%
31650	UKWA EAST	0	
31651	UKWA WEST	0	
32652	IDEATO NORTH	20	0.2%
32653	OKIGWE	20	0.2%
32654	UNUIMO	0	
32655	IDEATO SOUTH	0	
32656	ORLU	0	
32657	ORSU	0	
32658	ORU EAST	0	
32659	ORU WEST	0	
32660	OGUTA	0	
32661	MBAITOLI	30	0.3%
32662	NJABA	0	
32663	ISU	20	0.2%
32664	NKWERRE	0	
32665	NWANGELE	0	
32666	ISIALA MBANO	6	0.1%
32667	EHIME-MBANO	0	
32668	IHITE/UBOMA	20	0.2%
32669	OBOWO	0	
32670	EZINIHITE	0	

File : NLFS_2022Q4_HOUSEHOLD IDENTIFICATION

id3_lga: lga

Value	Label	Cases	Percentage
32671	AHIAZU-MBAISE	10	0.1%
32672	ABOH-MBAISE	19	0.2%
32673	IKEDURU	29	0.3%
32674	OWERRI-NORTH	10	0.1%
32675	OWERRI-MUNICIPAL	0	
32676	OWERRI-WEST	20	0.2%
32677	OHAJI/EGBEMA	0	
32678	NGOR-OKPALA	10	0.1%
33679	OGBA/EGBEMA/NDONI	20	0.2%
33680	AHOADA EAST	20	0.2%
33681	AHOADA WEST	0	
33682	ABUA/ODUAL	0	
33683	AKUKU TORU	0	
33684	DEGEMA	10	0.1%
33685	ASARI-TORU	0	
33686	EMOHUA	0	
33687	IKWERRE	20	0.2%
33688	ETCHE	10	0.1%
33689	OMUMMA	10	0.1%
33690	OBIO/AKPOR	66	0.8%
33691	PORT-HARCOURT	19	0.2%
33692	OKRIKA	20	0.2%
33693	ELEME	0	
33694	OYIGBO	10	0.1%
33695	KHANA	20	0.2%
33696	GOKANA	0	
33697	TAI	10	0.1%
33698	OGU/BOLO	0	
33699	BONNY	0	
33700	ANDONI	0	
34702	EKEREMOR	30	0.3%
34703	SAGBAMA	10	0.1%
34704	KOLOKUMA/OPOKUMA	20	0.2%
34705	YENAGOA	99	1.1%
34706	OGBIA	20	0.2%
34707	SOUTHERN IJAW	30	0.3%
34708	BRASS	19	0.2%
34709	NEMBE	10	0.1%
35710	IKA SOUTH	19	0.2%
35711	IKA NORTH EAST	20	0.2%
35712	ANIOCHA NORTH	0	
35713	OSHIMLI NORTH	10	0.1%
35714	ANIOCHA SOUTH	20	0.2%

File : NLFS_2022Q4_HOUSEHOLD IDENTIFICATION

id3_lga: lga

Value	Label	Cases	Percentage
35715	OSHIMILI SOUTH	10	0.1%
35716	NDOKWA EAST	0	
35717	NDOKWA WEST	20	0.2%
35718	UKWUANI	0	
35719	UGHELLI NORTH	20	0.2%
35720	ETHIOPE EAST	10	0.1%
35721	ISOKO NORTH	20	0.2%
35722	ISOKO SOUTH	0	
35723	PATANI	0	
35724	UGHELLI SOUTH	10	0.1%
35725	UVWIE	20	0.2%
35726	OKPE	20	0.2%
35727	ETHIOPE WEST	0	
35728	SAPELE	10	0.1%
35729	WARRI NORTH	0	
35730	WARRI SOUTH WEST	0	
35731	WARRI SOUTH	20	0.2%
35732	UDU	10	0.1%
35733	BURUTU	0	
35734	BOMADI	0	
36735	BADAGRY	40	0.5%
36736	OJO	10	0.1%
36737	AMUWO ODOFIN	0	
36738	ALIMOSHO	50	0.6%
36739	AGEGE	10	0.1%
36740	IFAKO-IJAIYE	10	0.1%
36741	IKEJA	0	
36742	OSHODI ISOLO	10	0.1%
36743	MUSHIN	0	
36744	SURULERE(LAGOS)	20	0.2%
36745	AJEROMI-IFELODUN	0	
36746	APAPA	0	
36747	LAGOS ISLAND	0	
36748	LAGOS MAIN LAND	0	
36749	SOMOLU	10	0.1%
36750	KOSOFE	0	
36751	IKORODU	49	0.6%
36752	ETI-OSA	20	0.2%
36753	IBEJU-LEKKI	10	0.1%
36754	EPE	0	
37755	IMEKO_AFON	20	0.2%
37756	EGBADO NORTH	0	
37757	ABEOKUTA NORTH	19	0.2%

File : NLFS_2022Q4_HOUSEHOLD IDENTIFICATION

id3_lga: lga

Value	Label	Cases	Percentage
37758	ABEOKUTA SOUTH	0	
37759	ODEDA	10	0.1%
37760	OBAFEMI OWODE	19	0.2%
37761	EWEKORO	10	0.1%
37762	EGBADO SOUTH	0	
37763	IPOKIA	20	0.2%
37764	ADO-ODO_OTA	50	0.6%
37765	IFO	50	0.6%
37766	SAGAMU	10	0.1%
37767	IKENNE	20	0.2%
37768	REMO NORTH	0	
37769	IJEBU NORTH	0	
37770	ODOGBOLU	10	0.1%
37771	IJEBU ODE	0	
37772	IJEBU NORTH EAST	0	
37773	IJEBU EAST	0	
37774	OGUN WATERSIDE	0	

Warning: these figures indicate the number of cases found in the data file. They cannot be interpreted as summary statistics of the population of interest.

id4b_ea: ea code

Information	[Type= discrete] [Format=character] [Missing=*]
Statistics [NW/ W]	[Valid=8777 /-] [Invalid=0 /-]
Literal question	EA CODE

id5_sector: sector

Information	[Type= discrete] [Format=numeric] [Range= 1-2] [Missing=*]
Statistics [NW/ W]	[Valid=8777 /-] [Invalid=0 /-]
Literal question	SECTOR

Value	Label	Cases	Percentage
1	URBAN	4854	55.3%
2	RURAL	3923	44.7%

Warning: these figures indicate the number of cases found in the data file. They cannot be interpreted as summary statistics of the population of interest.

id6_cluster: cluster number

Information	[Type= discrete] [Format=character] [Missing=*]
Statistics [NW/ W]	[Valid=8777 /-] [Invalid=0 /-]
Literal question	Cluster Number

id7a_structure: id7a. structure id

Information	[Type= continuous] [Format=numeric] [Range= 1-329] [Missing=*]
Statistics [NW/ W]	[Valid=8777 /-] [Invalid=0 /-]
Imputation	STRUCTURE ID

id7_hhnumber: household number

Information	[Type= continuous] [Format=numeric] [Range= 1-28] [Missing=*]
--------------------	---

File : NLFS_2022Q4_HOUSEHOLD IDENTIFICATION

id7_hhnumber: household number

Statistics [NW/ W] [Valid=8777 /-] [Invalid=0 /-]

Literal question HH Serial Number

weightnlfsq1: weight of each nlfs hh (raw, quarter 1)

Information [Type= continuous] [Format=numeric] [Range= 1.85174391247803-98.4441922350133] [Missing=*]

Statistics [NW/ W] [Valid=8777 /-] [Invalid=0 /-] [Mean=20.615 /-] [StdDev=14.47 /-]

Recoding and Derivation weight of each nlfs hh (raw, quarter 4)

interviewdate: interview start date

Information [Type= discrete] [Format=character] [Missing=*]

Statistics [NW/ W] [Valid=8777 /-]

Literal question Time interview started (GMT)

Value	Label	Cases	Percentage
2022-10-19		287	3.3%
2022-10-20		222	2.5%
2022-10-21		125	1.4%
2022-10-22		53	0.6%
2022-10-23		42	0.5%
2022-10-24		1	0.0%
2022-10-25		1	0.0%
2022-10-26		327	3.7%
2022-10-27		182	2.1%
2022-10-28		101	1.2%
2022-10-29		82	0.9%
2022-10-30		38	0.4%
2022-10-31		1	0.0%
2022-11-02		273	3.1%
2022-11-03		191	2.2%
2022-11-04		119	1.4%
2022-11-05		89	1.0%
2022-11-06		54	0.6%
2022-11-07		3	0.0%
2022-11-08		3	0.0%
2022-11-09		260	3.0%
2022-11-10		205	2.3%
2022-11-11		115	1.3%
2022-11-12		101	1.2%
2022-11-13		51	0.6%
2022-11-14		2	0.0%
2022-11-16		273	3.1%
2022-11-17		173	2.0%
2022-11-18		133	1.5%
2022-11-19		94	1.1%
2022-11-20		53	0.6%

File : NLFS_2022Q4_HOUSEHOLD IDENTIFICATION

interviewdate: interview start date

Value	Label	Cases	Percentage
2022-11-23		249	2.8%
2022-11-24		202	2.3%
2022-11-25		133	1.5%
2022-11-26		98	1.1%
2022-11-27		51	0.6%
2022-11-28		1	0.0%
2022-11-30		210	2.4%
2022-12-01		199	2.3%
2022-12-02		148	1.7%
2022-12-03		121	1.4%
2022-12-04		57	0.6%
2022-12-05		3	0.0%
2022-12-07		197	2.2%
2022-12-08		185	2.1%
2022-12-09		159	1.8%
2022-12-10		113	1.3%
2022-12-11		65	0.7%
2022-12-12		1	0.0%
2022-12-14		206	2.3%
2022-12-15		189	2.2%
2022-12-16		155	1.8%
2022-12-17		116	1.3%
2022-12-18		62	0.7%
2022-12-19		3	0.0%
2023-01-04		170	1.9%
2023-01-05		198	2.3%
2023-01-06		162	1.8%
2023-01-07		136	1.5%
2023-01-08		67	0.8%
2023-01-09		1	0.0%
2023-01-11		187	2.1%
2023-01-12		196	2.2%
2023-01-13		148	1.7%
2023-01-14		141	1.6%
2023-01-15		66	0.8%
2023-01-16		1	0.0%
2023-01-18		162	1.8%
2023-01-19		214	2.4%
2023-01-20		159	1.8%
2023-01-21		125	1.4%
2023-01-22		66	0.8%
2023-01-23		1	0.0%

Warning: these figures indicate the number of cases found in the data file. They cannot be interpreted as summary statistics of the population of interest.

File : NLFS_2022Q4_HOUSEHOLD IDENTIFICATION**# hhsiz: household size**

Information	[Type= continuous] [Format=numeric] [Range= 1-34] [Missing=*]
Statistics [NW/ W]	[Valid=8777 /-] [Invalid=0 /-] [Mean=5.311 /-] [StdDev=3.355 /-]
Recoding and Derivation	Household size

File : NLFS_2022Q4_INDIVIDUAL

interview_key: interview key (identifier in xx-xx-xx-xx format)

Information	[Type= discrete] [Format=character] [Missing=*]
Statistics [NW/ W]	[Valid=46618 /-] [Invalid=0 /-]
Imputation	interview key (identifier in xx-xx-xx-xx format)

id1_zone: zone

Information	[Type= discrete] [Format=numeric] [Range= 1-6] [Missing=*]
Statistics [NW/ W]	[Valid=46618 /-] [Invalid=0 /-]
Literal question	ZONE

Value	Label	Cases	Percentage
1	NORTH CENTRAL	9080	19.5%
2	NORTH EAST	9572	20.5%
3	NORTH WEST	11482	24.6%
4	SOUTH EAST	4767	10.2%
5	SOUTH SOUTH	5893	12.6%
6	SOUTH WEST	5824	12.5%

Warning: these figures indicate the number of cases found in the data file. They cannot be interpreted as summary statistics of the population of interest.

id2_state: state

Information	[Type= discrete] [Format=numeric] [Range= 1-37] [Missing=*]
Statistics [NW/ W]	[Valid=46618 /-] [Invalid=0 /-]
Literal question	STATE

Value	Label	Cases	Percentage
1	SOKOTO	1522	3.3%
2	ZAMFARA	1623	3.5%
3	KATSINA	1834	3.9%
4	JIGAWA	1749	3.8%
5	YOBE	1818	3.9%
6	BORNO	1686	3.6%
7	ADAMAWA	1383	3.0%
8	GOMBE	1503	3.2%
9	BAUCHI	1707	3.7%
10	KANO	1680	3.6%
11	KADUNA	1502	3.2%
12	KEBBI	1572	3.4%
13	NIGER	1532	3.3%
14	FCT	1157	2.5%
15	NASARAWA	1513	3.2%
16	PLATEAU	1515	3.2%
17	TARABA	1475	3.2%
18	BENUE	1069	2.3%
19	KOGI	1068	2.3%
20	KWARA	1226	2.6%
21	OYO	1087	2.3%
22	OSUN	975	2.1%

File : NLFS_2022Q4_INDIVIDUAL

id2_state: state

Value	Label	Cases	Percentage
23	EKITI	845	1.8%
24	ONDO	1022	2.2%
25	EDO	1039	2.2%
26	ANAMBRA	939	2.0%
27	ENUGU	885	1.9%
28	EBONYI	1163	2.5%
29	CROSS RIVER	906	1.9%
30	AKWA IBOM	995	2.1%
31	ABIA	902	1.9%
32	IMO	878	1.9%
33	RIVERS	916	2.0%
34	BAYELSA	1091	2.3%
35	DELTA	946	2.0%
36	LAGOS	966	2.1%
37	OGUN	929	2.0%

Warning: these figures indicate the number of cases found in the data file. They cannot be interpreted as summary statistics of the population of interest.

id3_lga: lga

Information	[Type= discrete] [Format=numeric] [Range= 101-37774] [Missing=*]
Statistics [NW/ W]	[Valid=46618 /-] [Invalid=0 /-]
Literal question	LGA

Value	Label	Cases	Percentage
101	GUDU	126	0.3%
102	BINJI	0	
103	TANGAZA	106	0.2%
104	GWADABAWA	0	
105	ILLELA	63	0.1%
106	GADA	141	0.3%
107	SABON BIRNI	81	0.2%
108	ISA	157	0.3%
109	GORONYO	49	0.1%
110	WURNO	90	0.2%
111	RABAH	49	0.1%
112	KWARE	60	0.1%
113	SOKOTO SOUTH	72	0.2%
114	SOKOTO NORTH	56	0.1%
115	WAMAKKO	99	0.2%
116	SILAME	59	0.1%
117	YABO	77	0.2%
118	BODINGA	0	
119	DANGE SHUNI	71	0.2%
120	TURETA	117	0.3%
121	SHAGARI	0	
122	TAMBUWAL	49	0.1%

File : NLFS_2022Q4_INDIVIDUAL

id3_lga: lga

Value	Label	Cases	Percentage
123	KEBBE	0	
224	GUMMI	283	0.6%
225	BUKKUYUM	69	0.1%
226	ANKA	0	
227	BAKURA	99	0.2%
228	TALATA MAFARA	96	0.2%
229	MARADUN	127	0.3%
230	SHINKAFI	0	
231	ZURMI	113	0.2%
232	BIRNIN MAGAJI	208	0.4%
233	KAURA NAMODA	188	0.4%
234	TSAFE	77	0.2%
235	GUSAU	218	0.5%
236	BUNGUDU	145	0.3%
237	MARU	0	
338	BAURE	124	0.3%
339	ZANGO	0	
340	SANDAMU	91	0.2%
341	DUTSI	60	0.1%
342	DAURA	0	
343	MAI'ADUA	0	
344	MASHI	55	0.1%
345	KAITA	134	0.3%
346	KATSINA	263	0.6%
347	JIBIA	0	
348	BATSARI	0	
349	BATAGARAWA	50	0.1%
350	RIMI	0	
351	MANI	122	0.3%
352	INGAWA	0	
353	KUSADA	0	
354	BINDAWA	61	0.1%
355	CHARANCHI	0	
356	KURFI	0	
357	SAFANA	118	0.3%
358	DUTSIN MA	0	
359	KANKIA	74	0.2%
360	MATAZU	0	
361	DAN MUSA	0	
362	KANKARA	191	0.4%
363	MUSAWA	0	
364	MALUMFASHI	197	0.4%
365	KAFUR	148	0.3%

File : NLFS_2022Q4_INDIVIDUAL

id3_lga: lga

Value	Label	Cases	Percentage
366	BAKORI	0	
367	FASKARI	0	
368	SABUWA	69	0.1%
369	DANDUME	0	
370	FUNTUA	77	0.2%
371	DANJA	0	
472	RONI	109	0.2%
473	GWIWA	0	
474	YANKWASHI	0	
475	KAZAURE	165	0.4%
476	BABURA	0	
477	GARKI	59	0.1%
478	SULE TANKARKAR	71	0.2%
479	GUMEL	38	0.1%
480	GAGARAWA	0	
481	MAIGATARI	0	
482	KAUGAMA	73	0.2%
483	MALAM MADORI	185	0.4%
484	BIRNIWA	0	
485	GURI	66	0.1%
486	KIRIKASAMMA	0	
487	HADEJIA	0	
488	AUYO	89	0.2%
489	KAFIN-HAUSA	0	
490	MIGA	165	0.4%
491	TAURA	0	
492	RINGIM	89	0.2%
493	JAHUN	197	0.4%
494	KIYAWA	162	0.3%
495	DUTSE	49	0.1%
496	BIRNIN KUDU	166	0.4%
497	BUJI	0	
498	GWARAM	66	0.1%
599	MACHINA	158	0.3%
5100	NGURU	156	0.3%
5101	YUSUFARI	0	
5102	YUNUSARI	0	
5103	GEIDAM	131	0.3%
5104	BURSARI	72	0.2%
5105	KARASUWA	0	
5106	BADE	258	0.6%
5107	JAKUSKO	119	0.3%
5108	FUNE	86	0.2%

File : NLFS_2022Q4_INDIVIDUAL

id3_lga: lga

Value	Label	Cases	Percentage
5109	TARMUWA	173	0.4%
5110	DAMATURU	72	0.2%
5111	GUJBA	59	0.1%
5112	GULANI	188	0.4%
5113	FIKA	70	0.2%
5114	POTISKUM	276	0.6%
5115	NANGERE	0	
5116	MOBBAR	0	
6116		63	0.1%
6118	KUKAWA	0	
6120	GUBIO	0	
6121	MAGUMERI	0	
6122	KAGA	149	0.3%
6123	KONDUGA	0	
6124	MAIDUGURI	307	0.7%
6125	JERE	288	0.6%
6126	NGANZAI	0	
6127	MONGUNO	0	
6129	MAFA	88	0.2%
6130	DIKWA	62	0.1%
6131	NGALA	0	
6133	BAMA	54	0.1%
6134	GWOZA	0	
6135	DAMBOA	137	0.3%
6136	ASKIRA/UBA	66	0.1%
6137	CHIBOK	47	0.1%
6138	BIU	169	0.4%
6139	KWAYA KUSAR	60	0.1%
6140	BAYO	111	0.2%
6141	SHANI	85	0.2%
6142	HAWUL	0	
7143	MADAGALI	141	0.3%
7144	MICHIKA	64	0.1%
7145	MUBI NORTH	58	0.1%
7146	MUBI SOUTH	73	0.2%
7147	MAIHA	0	
7148	HONG	83	0.2%
7149	GOMBI	60	0.1%
7150	SONG	92	0.2%
7151	SHELLENG	60	0.1%
7152	GUYUK	44	0.1%
7153	LAMURDE	0	
7154	NUMAN	54	0.1%

File : NLFS_2022Q4_INDIVIDUAL

id3_lga: lga

Value	Label	Cases	Percentage
7155	DEMSA	0	
7156	YOLA NORTH	130	0.3%
7157	YOLA SOUTH	80	0.2%
7158	GIREI	73	0.2%
7159	FUFORE	150	0.3%
7160	MAYO-BELWA	61	0.1%
7161	JADA	106	0.2%
7162	GANYE	54	0.1%
7163	TOUNGO	0	
8164	DUKKU	250	0.5%
8165	NAFADA	0	
8166	FUNA KAYE	199	0.4%
8167	KWAMI	55	0.1%
8168	AKKO	358	0.8%
8169	GOMBE	191	0.4%
8170	YAMALTU-DEBA	227	0.5%
8171	BALANGA	44	0.1%
8172	KALTUNGO	124	0.3%
8173	BILLIRI	55	0.1%
8174	SHONGOM	0	
9175	ZAKI	148	0.3%
9176	GAMAWA	124	0.3%
9177	ITAS/GADAU	92	0.2%
9178	JAMA'ARE	0	
9179	KATAGUM	115	0.2%
9180	SHIRA	0	
9181	GIADÉ	79	0.2%
9182	MISAU	51	0.1%
9183	DAMBAN	83	0.2%
9184	DARAZO	125	0.3%
9185	GANJUWA	56	0.1%
9186	WARJI	68	0.1%
9187	NINGI	130	0.3%
9188	TORO	146	0.3%
9189	BAUCHI	264	0.6%
9190	KIRFI	87	0.2%
9191	ALKALERI	95	0.2%
9192	TAFAWA-BALEWA	44	0.1%
9193	DASS	0	
9194	BOGORO	0	
10195	KUNCHI	141	0.3%
10196	MAKODA	0	
10197	DAMBATTA	0	

File : NLFS_2022Q4_INDIVIDUAL

id3_lga: lga

Value	Label	Cases	Percentage
10198	GABASAWA	0	
10199	MINJIBIR	168	0.4%
10200	DAWAKIN TOFA	0	
10201	BICHI	0	
10202	TSANYAWA	71	0.2%
10203	SHANONO	0	
10204	BAGWAI	0	
10205	TOFA	0	
10206	UNGOGO	135	0.3%
10207	GWALE	50	0.1%
10208	DALA	0	
10209	FAGGE	136	0.3%
10210	NASARAWA(KANO)	70	0.2%
10211	KANO MUNICIPAL	66	0.1%
10212	TARAUNI	0	
10213	KUMBOTSO	54	0.1%
10214	GEZAWA	129	0.3%
10215	WARAWA	0	
10216	AJINGI	0	
10217	GAYA	68	0.1%
10218	WUDIL	0	
10219	DAWAKIN KUDU	0	
10220	MADOBI	105	0.2%
10221	RIMIN GADO	85	0.2%
10222	KABO	0	
10223	GWARZO	0	
10224	KARAYE	0	
10225	ROGO	116	0.2%
10226	KIRU	0	
10227	BEBEJI	0	
10228	GARUN MALAM	0	
10229	KURA	88	0.2%
10230	BUNKURE	0	
10231	RANO	0	
10232	KIBIYA	0	
10233	GARKO	127	0.3%
10234	ALBASU	0	
10235	TAKAI	0	
10236	SUMAILA	71	0.2%
10237	TUDUN WADA	0	
10238	DOGUWA	0	
11239	BIRNIN GWARI	0	
11240	GIWA	57	0.1%

File : NLFS_2022Q4_INDIVIDUAL

id3_lga: lga

Value	Label	Cases	Percentage
11241	SABON GARI	121	0.3%
11242	KUDAN	0	
11243	MAKARFI	50	0.1%
11244	IKARA	0	
11245	KUBAU	146	0.3%
11246	SOBA	85	0.2%
11247	ZARIA	174	0.4%
11248	IGABI	169	0.4%
11249	KADUNA NORTH	69	0.1%
11250	KADUNA SOUTH	88	0.2%
11251	CHIKUN	39	0.1%
11252	KAJURU	117	0.3%
11253	KAURU	0	
11254	LERE	136	0.3%
11255	ZANGON KATAF	33	0.1%
11256	KACHIA	56	0.1%
11257	KAGARKO	90	0.2%
11258	JABA	0	
11259	JEMAA	72	0.2%
11260	KAURA	0	
11261	SANGA	0	
12262	AREWA-DANDI	203	0.4%
12263	AUGIE	61	0.1%
12264	ARGUNGU	56	0.1%
12265	GWANDU	0	
12266	BIRNIN KEBBI	177	0.4%
12267	ALIERO	0	
12268	JEGA	63	0.1%
12269	MAIYAMA	60	0.1%
12270	KALGO	60	0.1%
12271	BUNZA	86	0.2%
12272	SURU	41	0.1%
12273	DANDI	0	
12274	BAGUDO	227	0.5%
12275	KOKO/BESSE	63	0.1%
12276	YAURI	63	0.1%
12277	NGASKI	153	0.3%
12278	SHANGA	0	
12279	FAKAI	73	0.2%
12280	ZURU	131	0.3%
12281	WASAGU/DANKO	55	0.1%
12282	SAKABA	0	
13283	AGWARA	112	0.2%

File : NLFS_2022Q4_INDIVIDUAL

id3_lga: lga

Value	Label	Cases	Percentage
13284	BORGU	143	0.3%
13285	MASHEGU	126	0.3%
13286	MAGAMA	104	0.2%
13287	RIJAU	57	0.1%
13288	KONTAGORA	93	0.2%
13289	MARIGA	157	0.3%
13290	RAFI	0	
13291	SHIRORO	87	0.2%
13292	MUNYA	0	
13293	CHANCHAGA	134	0.3%
13294	BOSSO	0	
13295	WUSHISHI	41	0.1%
13296	LAVUN	0	
13297	MOKWA	126	0.3%
13298	EDATTI	0	
13299	GBAKO	126	0.3%
13300	BIDA	0	
13301	KATCHA	69	0.1%
13302	AGAIE	0	
13303	LAPAI	124	0.3%
13304	PAIKORO	0	
13305	GURARA	33	0.1%
13306	SULEJA	0	
13307	TAFA	0	
14308	BWARI	254	0.5%
14309	ABUJA MUNICIPAL AREA COUNCIL	608	1.3%
14310	GWAGWALADA	67	0.1%
14311	ABAJI	88	0.2%
14312	KWALI	44	0.1%
14313	KUJE	96	0.2%
15314	KARU	381	0.8%
15315	KEFFI	66	0.1%
15316	KOKONA	139	0.3%
15317	AKWANGA	107	0.2%
15318	WAMBA	0	
15319	NASSARAWA EGGON	96	0.2%
15320	LAFIA	171	0.4%
15321	AWE	115	0.2%
15322	OBI(NASARAWA)	161	0.3%
15323	KEANA	0	
15324	DOMA	78	0.2%
15325	NASARAWA(NASARAWA)	199	0.4%
15326	TOTO	0	

File : NLFS_2022Q4_INDIVIDUAL

id3_lga: lga

Value	Label	Cases	Percentage
16327	BASSA(PLATEAU)	145	0.3%
16328	JOS NORTH	129	0.3%
16329	JOS EAST	64	0.1%
16330	JOS SOUTH	90	0.2%
16331	RIYOM	0	
16332	BARKIN LADI	54	0.1%
16333	MANGU	118	0.3%
16334	BOKKOS	109	0.2%
16335	QUA'N PAN	151	0.3%
16336	PANKSHIN	0	
16337	KANKE	55	0.1%
16338	KANAM	213	0.5%
16339	WASE	159	0.3%
16340	LANGTANG NORTH	48	0.1%
16341	MIKANG	0	
16342	SHENDAM	180	0.4%
16343	LANTANG SOUTH	0	
17344	KARIM LAMIDO	0	
17345	LAU	0	
17346	ARDO-KOLA	74	0.2%
17347	JALINGO	111	0.2%
17348	YORRO	78	0.2%
17349	ZING	192	0.4%
17350	GASSOL	236	0.5%
17351	IBI	67	0.1%
17352	WUKARI	155	0.3%
17353	BALI	298	0.6%
17354	GASHAKA	62	0.1%
17355	SARDAUNA	0	
17356	KURMI	0	
17357	USSA	105	0.2%
17358	TAKUM	42	0.1%
17359	DONGA	55	0.1%
18360	AGATU	58	0.1%
18361	APA	36	0.1%
18362	GWER WEST	0	
18363	MAKURDI	92	0.2%
18364	GUMA	0	
18365	LOGO	0	
18366	UKUM	98	0.2%
18367	KATSINA ALA	107	0.2%
18368	BURUKU	168	0.4%
18369	TARKA	0	

File : NLFS_2022Q4_INDIVIDUAL

id3_lga: lga

Value	Label	Cases	Percentage
18370	GBOKO	132	0.3%
18371	GWER EAST	47	0.1%
18372	OTUKPO	0	
18373	OHIMINI	0	
18374	OKPOKWU	77	0.2%
18375	OGBADIBO	0	
18376	ADO	0	
18377	OBI(BENUE)	37	0.1%
18378	OJU	36	0.1%
18379	KONSHISHA	47	0.1%
18380	USHONGO	48	0.1%
18381	KWANDE	49	0.1%
18382	VANDEIKYA	37	0.1%
19383	YAGBA WEST	55	0.1%
19384	YAGBA EAST	0	
19385	MOPA-MURO	34	0.1%
19386	IJUMU	30	0.1%
19387	KABBA_BUNU	0	
19388	OKEHI	43	0.1%
19389	OGORI MAGONGO	0	
19390	OKENE	0	
19391	ADAVI	87	0.2%
19392	AJAOKUTA	0	
19393	LOKOJA	45	0.1%
19394	KOGI KOTON KERFE	77	0.2%
19395	BASSA(KOGI)	0	
19396	DEKINA	197	0.4%
19397	OMALA	41	0.1%
19398	ANKPA	197	0.4%
19399	OLAMABORO	87	0.2%
19400	OFU	102	0.2%
19401	IGALAMELA-ODOLU	21	0.0%
19402	IDAH	52	0.1%
19403	IBAJI	0	
20404	BARUTEN	206	0.4%
20405	KAIAMA	99	0.2%
20406	MORO	112	0.2%
20407	EDU	103	0.2%
20408	PATIGI	71	0.2%
20409	IFELODUN(KWARA)	162	0.3%
20410	ILORIN SOUTH	36	0.1%
20411	ILORIN EAST	87	0.2%
20412	ILORIN WEST	171	0.4%

File : NLFS_2022Q4_INDIVIDUAL

id3_lga: lga

Value	Label	Cases	Percentage
20413	ASA	53	0.1%
20414	OYUN	52	0.1%
20415	OFFA	0	
20416	IREPODUN(KWARA)	26	0.1%
20417	ISIN	48	0.1%
20418	OKE-ERO	0	
20419	EKITI	0	
21420	IREPO	123	0.3%
21421	OLORUNSOGO	0	
21422	ORELOPE	0	
21423	SAKI EAST	0	
21424	SAKI WEST	113	0.2%
21425	ATISBO	0	
21426	ITESIWAJU	32	0.1%
21427	ATIBA	0	
21428	ORIIRE	0	
21429	OGBOMOSO NORTH	111	0.2%
21430	SURULERE(OYO)	0	
21431	OGBOMOSO SOUTH	0	
21432	OGO-OLUWA	43	0.1%
21433	OYO EAST	0	
21434	OYO WEST	0	
21435	ISEYIN	81	0.2%
21436	KAJOLA	0	
21437	IWAJOWA	0	
21438	IBARAPA-NORTH	34	0.1%
21439	IBARAPA CENTRAL	42	0.1%
21440	IBARAPA-EAST	0	
21441	IDO	40	0.1%
21442	AFIJIO	41	0.1%
21443	AKINYELE	102	0.2%
21444	LAGELU	0	
21445	IBADAN NORTH	44	0.1%
21446	IBADAN NORTHWEST	32	0.1%
21447	IBADAN SOUTH WEST	0	
21448	IBADAN SOUTH EAST	48	0.1%
21449	IBADAN NORTH EAST	27	0.1%
21450	EGBEDA	41	0.1%
21451	ONA ARA	84	0.2%
21452	OLUYOLE	49	0.1%
22453	IFEDAYO	47	0.1%
22454	ILA	34	0.1%
22455	BOLUWADURO	0	

File : NLFS_2022Q4_INDIVIDUAL

id3_lga: lga

Value	Label	Cases	Percentage
22456	ODO OTIN	38	0.1%
22457	IFELODUN(OSUN)	39	0.1%
22458	OLORUNDA	53	0.1%
22459	IREPODUN(OSUN)	0	
22460	OROLU	0	
22461	EGBEDORE	95	0.2%
22462	OSOGBO	36	0.1%
22463	BORIPÉ	69	0.1%
22464	OBOKUN	0	
22465	ORIADE	89	0.2%
22466	ILESHA EAST	0	
22467	ATAKUMOSA WEST	44	0.1%
22468	ILESHA WEST	0	
22469	EDE NORTH	34	0.1%
22470	EDE SOUTH	47	0.1%
22471	EJIGBO	46	0.1%
22472	OLA-OLUWA	0	
22473	IWO	90	0.2%
22474	AYEDIRE	0	
22475	IREWOLE	0	
22476	ISOKAN	70	0.2%
22477	AIYEDADE	0	
22478	IFE NORTH	41	0.1%
22479	IFE CENTRAL	0	
22480	IFE EAST	71	0.2%
22481	ATAKUNMOSA EAST	32	0.1%
22482	IFE SOUTH	0	
23483	MOBA	74	0.2%
23484	ILEJEMEJE	0	
23485	OYE	82	0.2%
23486	IKOLE	31	0.1%
23487	EKITI-EAST	83	0.2%
23488	GBONYIN	0	
23489	ADO EKITI	265	0.6%
23490	IREPODUN/IFELODUN	33	0.1%
23491	IDO_OSI	82	0.2%
23492	IJERO	73	0.2%
23493	EKITI WEST	0	
23494	EFON	38	0.1%
23495	EKITI SOUTH WEST	25	0.1%
23496	IKERE	24	0.1%
23497	ISE ORUN	35	0.1%
23498	EMURE	0	

File : NLFS_2022Q4_INDIVIDUAL

id3_lga: lga

Value	Label	Cases	Percentage
24499	AKOKO NORTH WEST	87	0.2%
24500	AKOKO NORTH EAST	0	
24501	AKOKO SOUTH EAST	43	0.1%
24502	AKOKO SOUTH WEST	38	0.1%
24503	OSE	0	
24504	OWO	143	0.3%
24505	AKURE NORTH	46	0.1%
24506	AKURE SOUTH	167	0.4%
24507	IFEDORE	38	0.1%
24508	ILE OLUJI/OKEIGBO	0	
24509	ONDO WEST	120	0.3%
24510	ONDO EAST	0	
24511	IDANRE	71	0.2%
24512	ODIGBO	135	0.3%
24513	OKITIPUPA	47	0.1%
24514	IRELE	87	0.2%
24515	ESE-ODO	0	
24516	ILAJE	0	
25517	AKOKO-EDO	92	0.2%
25518	ETSAKO EAST	116	0.2%
25519	ETSAKO CENTRAL	0	
25520	ETSAKO WEST	35	0.1%
25521	OWAN EAST	0	
25522	OWAN WEST	49	0.1%
25523	ESAN WEST	48	0.1%
25524	ESAN CENTRAL	46	0.1%
25525	ESAN NORTH EAST	0	
25526	ESAN SOUTH EAST	39	0.1%
25527	IGUEBEN	0	
25528	UHUNMWONDE	90	0.2%
25529	OVIA NORTH EAST	51	0.1%
25530	OVIA SOUTH WEST	118	0.3%
25531	EGOR	92	0.2%
25532	OREDO	123	0.3%
25533	IKPOBA-OKHA	140	0.3%
25534	ORHIONMWON	0	
26535	ANAMBRA WEST	0	
26536	AYAMELUM	0	
26537	AWKA NORTH	41	0.1%
26538	ANAMBRA EAST	57	0.1%
26539	OYI	0	
26540	DUNUKOFIA	0	
26541	NJIKOKA	96	0.2%

File : NLFS_2022Q4_INDIVIDUAL

id3_lga: lga

Value	Label	Cases	Percentage
26542	AWKA SOUTH	70	0.2%
26543	ORUMBA NORTH	83	0.2%
26544	ANAOCHA	71	0.2%
26545	IDEMILI NORTH	39	0.1%
26546	ONITSHA NORTH	0	
26547	ONITSHA SOUTH	31	0.1%
26548	OGBARU	43	0.1%
26549	IDEMILI SOUTH	55	0.1%
26550	NNEWI NORTH	92	0.2%
26551	EKWUSIGO	99	0.2%
26552	IHALA	41	0.1%
26553	NNEWI SOUTH	43	0.1%
26554	AGUATA	78	0.2%
26555	ORUMBA SOUTH	0	
27556	IGBO-EZE NORTH	178	0.4%
27557	IGBO-EZE SOUTH	36	0.1%
27558	UDENU	26	0.1%
27559	ISI-UZO	28	0.1%
27560	IGBO-ETITI	49	0.1%
27561	NSUKKA	162	0.3%
27562	UZO UWANI	0	
27563	EZEAGU	15	0.0%
27564	UDI	89	0.2%
27565	ENUGU EAST	39	0.1%
27566	NKANU EAST	58	0.1%
27567	ENUGU NORTH	50	0.1%
27568	ENUGU SOUTH	0	
27569	NKANU WEST	36	0.1%
27570	ANINRI	78	0.2%
27571	AWGU	41	0.1%
27572	OJI-RIVER	0	
28573	ISHIELU	133	0.3%
28574	OHAUKWU	57	0.1%
28575	EBONYI	162	0.3%
28576	IZZI	201	0.4%
28577	ABAKALIKI	92	0.2%
28578	EZZA NORTH	87	0.2%
28579	EZZA SOUTH	68	0.1%
28580	IKWO	201	0.4%
28581	ONICHA	34	0.1%
28582	OHAOZARA	42	0.1%
28583	AFIKPO NORTH	44	0.1%
28584	AFIKPO SOUTH	42	0.1%

File : NLFS_2022Q4_INDIVIDUAL

id3_lga: lga

Value	Label	Cases	Percentage
28585	IVO	0	
29586	YALA	202	0.4%
29587	BEKWARRA	32	0.1%
29588	OGOJA	66	0.1%
29589	OBUDU	49	0.1%
29590	OBANLIKU	0	
29591	BOKI	80	0.2%
29592	ETUNG	0	
29593	IKOM	79	0.2%
29594	OBUBRA	32	0.1%
29595	YAKURR	61	0.1%
29596	ABI	43	0.1%
29597	BIASE	0	
29598	AKAMKPA	63	0.1%
29599	ODUKPANI	58	0.1%
29600	CALABAR SOUTH	36	0.1%
29601	CALABAR-MUNICIPAL	105	0.2%
29602	AKPABUYO	0	
29603	BAKASSI	0	
30604	INI	74	0.2%
30605	OBOT AKARA	0	
30606	IKOT-EKPENE	97	0.2%
30607	IKONO	0	
30608	IBIONO IBOM	54	0.1%
30609	ITU	84	0.2%
30610	URUAN	0	
30611	UYO	97	0.2%
30612	ABAK	83	0.2%
30613	ESSIEN UDIM	0	
30614	IKA	42	0.1%
30615	ETIM EKPO	0	
30616	UKANAFUN	78	0.2%
30617	ORUK ANAM	0	
30618	MKPAT ENIN	40	0.1%
30619	ETINAN	37	0.1%
30620	NSIT IBOM	42	0.1%
30621	IBESIKPO ASUTAN	87	0.2%
30622	NSIT ATAI	0	
30623	OKOBO	0	
30624	ORON	0	
30625	UDUNG UKO	61	0.1%
30626	MBO	0	
30627	URUE-OFFONG/ORUKO	0	

File : NLFS_2022Q4_INDIVIDUAL

id3_lga: lga

Value	Label	Cases	Percentage
30628	ESIT EKET	0	
30629	NSIT UBIUM	85	0.2%
30630	EKET	0	
30631	ONNA	34	0.1%
30632	IBENO	0	
30633	EASTERN OBOLO	0	
30634	IKOT ABASI	0	
31635	UMU-NNEOCHI	56	0.1%
31636	ISUIKWUATO	70	0.2%
31637	BENDE	31	0.1%
31638	OHAFIA	63	0.1%
31639	AROCHUKWU	0	
31640	UMUAHIA NORTH	117	0.3%
31641	UMUAHIA SOUTH	79	0.2%
31642	IKWUANO	0	
31643	ISIALA-NGWA NORTH	40	0.1%
31644	ISIALA-NGWA SOUTH	83	0.2%
31645	OBI NGWA	102	0.2%
31646	ABA NORTH	0	
31647	OSISIOMA NGWA	137	0.3%
31648	ABA SOUTH	88	0.2%
31649	UGWUNAGHO	36	0.1%
31650	UKWA EAST	0	
31651	UKWA WEST	0	
32652	IDEATO NORTH	72	0.2%
32653	OKIGWE	71	0.2%
32654	UNUIMO	0	
32655	IDEATO SOUTH	0	
32656	ORLU	0	
32657	ORSU	0	
32658	ORU EAST	0	
32659	ORU WEST	0	
32660	OGUTA	0	
32661	MBAITOLI	112	0.2%
32662	NJABA	0	
32663	ISU	87	0.2%
32664	NKWERRE	0	
32665	NWANGELE	0	
32666	ISIALA MBANO	21	0.0%
32667	EHIME-MBANO	0	
32668	IHITE/UBOMA	78	0.2%
32669	OBOWO	0	
32670	EZINIHITE	0	

File : NLFS_2022Q4_INDIVIDUAL

id3_lga: lga

Value	Label	Cases	Percentage
32671	AHIAZU-MBAISE	50	0.1%
32672	ABOH-MBAISE	87	0.2%
32673	IKEDURU	143	0.3%
32674	OWERRI-NORTH	32	0.1%
32675	OWERRI-MUNICIPAL	0	
32676	OWERRI-WEST	89	0.2%
32677	OHAJI/EGBEMA	0	
32678	NGOR-OKPALA	36	0.1%
33679	OGBA/EGBEMA/NDONI	82	0.2%
33680	AHOADA EAST	93	0.2%
33681	AHOADA WEST	0	
33682	ABUA/ODUAL	0	
33683	AKUKU TORU	0	
33684	DEGEMA	31	0.1%
33685	ASARI-TORU	0	
33686	EMOHUA	0	
33687	IKWERRE	79	0.2%
33688	ETCHE	41	0.1%
33689	OMUMMA	39	0.1%
33690	OBIO/AKPOR	245	0.5%
33691	PORT-HARCOURT	81	0.2%
33692	OKRIKA	97	0.2%
33693	ELEME	0	
33694	OYIGBO	35	0.1%
33695	KHANA	47	0.1%
33696	GOKANA	0	
33697	TAI	46	0.1%
33698	OGU/BOLO	0	
33699	BONNY	0	
33700	ANDONI	0	
34702	EKEREMOR	146	0.3%
34703	SAGBAMA	44	0.1%
34704	KOLOKUMA/OPOKUMA	80	0.2%
34705	YENAGOA	471	1.0%
34706	OGBIA	102	0.2%
34707	SOUTHERN IJAW	121	0.3%
34708	BRASS	83	0.2%
34709	NEMBE	44	0.1%
35710	IKA SOUTH	59	0.1%
35711	IKA NORTH EAST	71	0.2%
35712	ANIOCHA NORTH	0	
35713	OSHIMILI NORTH	41	0.1%
35714	ANIOCHA SOUTH	86	0.2%

File : NLFS_2022Q4_INDIVIDUAL

id3_lga: lga

Value	Label	Cases	Percentage
35715	OSHIMILI SOUTH	25	0.1%
35716	NDOKWA EAST	0	
35717	NDOKWA WEST	66	0.1%
35718	UKWUANI	0	
35719	UGHELLI NORTH	85	0.2%
35720	ETHIOPE EAST	39	0.1%
35721	ISOKO NORTH	87	0.2%
35722	ISOKO SOUTH	0	
35723	PATANI	0	
35724	UGHELLI SOUTH	51	0.1%
35725	UVWIE	73	0.2%
35726	OKPE	74	0.2%
35727	ETHIOPE WEST	0	
35728	SAPELE	35	0.1%
35729	WARRI NORTH	0	
35730	WARRI SOUTH WEST	0	
35731	WARRI SOUTH	95	0.2%
35732	UDU	59	0.1%
35733	BURUTU	0	
35734	BOMADI	0	
36735	BADAGRY	195	0.4%
36736	OJO	34	0.1%
36737	AMUWO ODOFIN	0	
36738	ALIMOSHO	206	0.4%
36739	AGEGE	36	0.1%
36740	IFAKO-IJAIYE	33	0.1%
36741	IKEJA	0	
36742	OSHODI ISOLO	44	0.1%
36743	MUSHIN	0	
36744	SURULERE(LAGOS)	81	0.2%
36745	AJEROMI-IFELODUN	0	
36746	APAPA	0	
36747	LAGOS ISLAND	0	
36748	LAGOS MAIN LAND	0	
36749	SOMOLU	39	0.1%
36750	KOSOFE	0	
36751	IKORODU	236	0.5%
36752	ETI-OSA	42	0.1%
36753	IBEJU-LEKKI	20	0.0%
36754	EPE	0	
37755	IMEKO_AFON	64	0.1%
37756	EGBADO NORTH	0	
37757	ABEOKUTA NORTH	79	0.2%

File : NLFS_2022Q4_INDIVIDUAL

id3_lga: lga

Value	Label	Cases	Percentage
37758	ABEOKUTA SOUTH	0	
37759	ODEDA	32	0.1%
37760	OBAFEMI OWODE	72	0.2%
37761	EWEKORO	39	0.1%
37762	EGBADO SOUTH	0	
37763	IPOKIA	81	0.2%
37764	ADO-ODO_OTA	183	0.4%
37765	IFO	214	0.5%
37766	SAGAMU	41	0.1%
37767	IKENNE	86	0.2%
37768	REMO NORTH	0	
37769	IJEBU NORTH	0	
37770	ODOGBOLU	38	0.1%
37771	IJEBU ODE	0	
37772	IJEBU NORTH EAST	0	
37773	IJEBU EAST	0	
37774	OGUN WATERSIDE	0	

Warning: these figures indicate the number of cases found in the data file. They cannot be interpreted as summary statistics of the population of interest.

id4b_ea: ea code

Information	[Type= discrete] [Format=character] [Missing=*]
Statistics [NW/ W]	[Valid=46618 /-] [Invalid=0 /-]
Literal question	EA CODE

id5_sector: sector

Information	[Type= discrete] [Format=numeric] [Range= 1-2] [Missing=*]
Statistics [NW/ W]	[Valid=46618 /-] [Invalid=0 /-]
Literal question	SECTOR

Value	Label	Cases	Percentage
1	URBAN	23903	51.3%
2	RURAL	22715	48.7%

Warning: these figures indicate the number of cases found in the data file. They cannot be interpreted as summary statistics of the population of interest.

id6_cluster: cluster number

Information	[Type= discrete] [Format=character] [Missing=*]
Statistics [NW/ W]	[Valid=46618 /-] [Invalid=0 /-]
Literal question	Cluster Number

id7a_structure: id7a. structure id

Information	[Type= continuous] [Format=numeric] [Range= 1-329] [Missing=*]
Statistics [NW/ W]	[Valid=46618 /-] [Invalid=0 /-]
Imputation	STRUCTURE ID

id7_hhnumber: household number

Information	[Type= continuous] [Format=numeric] [Range= 1-28] [Missing=*]
--------------------	---

File : NLFS_2022Q4_INDIVIDUAL

id7_hhnumber: household number

Statistics [NW/ W] [Valid=46618 /-] [Invalid=0 /-]

Literal question HH Serial Number

hhroster_id: id in hhroster

Information [Type= continuous] [Format=numeric] [Range= 1-35] [Missing=*]

Statistics [NW/ W] [Valid=46618 /-] [Invalid=0 /-] [Mean=4.267 /-] [StdDev=3.303 /-]

Literal question Line Number

weightnlfsq1: weight of each nlfs hh (raw, quarter 1)

Information [Type= continuous] [Format=numeric] [Range= 1.85174391247803-98.4441922350133] [Missing=*]

Statistics [NW/ W] [Valid=46618 /-] [Invalid=0 /-] [Mean=21.451 /-] [StdDev=14.573 /-]

Recoding and Derivation weight of each nlfs hh (raw, quarter 1)

dc3: sex

Information [Type= discrete] [Format=numeric] [Range= 1-2] [Missing=*]

Statistics [NW/ W] [Valid=46618 /-] [Invalid=0 /-]

Literal question SEX

Interviewer's instructions Give information about members who usually live in the household (starting with the head of household). A household is defined as "A person or a group of persons, related or unrelated, who live in the same dwelling, share most of their food, and recognize one person as a head". The respondent should be the head of household or any knowledgeable adult member of the household.

Value	Label	Cases	Percentage
1	MALE	23280	49.9%
2	FEMALE	23338	50.1%

Warning: these figures indicate the number of cases found in the data file. They cannot be interpreted as summary statistics of the population of interest.

dc4: what is (nameâ€™s) relationship to the head of the household?

Information [Type= discrete] [Format=numeric] [Range= 1-16] [Missing=*]

Statistics [NW/ W] [Valid=46618 /-] [Invalid=0 /-]

Literal question What is relationship to the head of the household?

Value	Label	Cases	Percentage
1	HEAD	8777	18.8%
2	SPOUSE	7490	16.1%
3	OWN CHILD	26269	56.3%
4	STEP CHILD	182	0.4%
5	ADOPTED CHILD	39	0.1%
6	GRANDCHILD	1671	3.6%
7	BROTHER/SISTER	768	1.6%
8	NIECE/NEPHEW	439	0.9%
9	BROTHER/SISTER-IN-LAW	187	0.4%
10	PARENT	318	0.7%
11	PARENT-IN-LAW	36	0.1%
12	DOMESTIC HELP (RESIDENT)	87	0.2%
14	OTHER RELATIVES (SPECIFY)	118	0.3%
15	OTHER NON-RELATIVES (SPECIFY)	67	0.1%
16	SON-IN-LAW/DAUGHTER-IN-LAW	170	0.4%

File : NLFS_2022Q4_INDIVIDUAL

dc4: what is (nameâ€™s) relationship to the head of the household?

Warning: these figures indicate the number of cases found in the data file. They cannot be interpreted as summary statistics of the population of interest.

dc5: what is [name]â€™s age in completed years?

Information [Type= continuous] [Format=numeric] [Range= 0-120] [Missing=*

Statistics [NW/ W] [Valid=46618 /-] [Invalid=0 /-] [Mean=22.564 /-] [StdDev=18.79 /-]

Literal question AGE (in completed) years?

dc5b: (for under 5s) months since last birthday

Information [Type= discrete] [Format=numeric] [Range= 0-11] [Missing=*

Statistics [NW/ W] [Valid=6420 /-] [Invalid=40198 /-] [Mean=4.597 /-] [StdDev=3.059 /-]

Literal question (If under 5 years) Months since last birthday?

dc6: what is (nameâ€™s) present marital status?

Information [Type= discrete] [Format=numeric] [Range= 1-7] [Missing=*

Statistics [NW/ W] [Valid=29781 /-] [Invalid=16837 /-]

Literal question What is (NAME) present marital status?

Value	Label	Cases	Percentage
1	MARRIED (MONOGAMOUS)	11452	38.5%
2	MARRIED (POLYGAMOUS)	3302	11.1%
3	INFORMAL/LOOSE UNION	81	0.3%
4	DIVORCED	140	0.5%
5	SEPARATED	407	1.4%
6	WIDOWED	1409	4.7%
7	NEVER MARRIED	12990	43.6%
Sysmiss		16837	

Warning: these figures indicate the number of cases found in the data file. They cannot be interpreted as summary statistics of the population of interest.

ed2: is this person answering for himself/ herself?

Information [Type= discrete] [Format=numeric] [Range= 1-2] [Missing=*

Statistics [NW/ W] [Valid=43125 /-] [Invalid=3493 /-]

Pre-question Is this person answering for himself/herself?

Literal question Is this person answering for himself/herself?

Post-question If ED2 = 1 GO TO ED4

Value	Label	Cases	Percentage
1	YES	24175	56.1%
2	NO	18950	43.9%
Sysmiss		3493	

Warning: these figures indicate the number of cases found in the data file. They cannot be interpreted as summary statistics of the population of interest.

ed3: who is responding for

Information [Type= continuous] [Format=numeric] [Range= 1-26] [Missing=*

Statistics [NW/ W] [Valid=18950 /-] [Invalid=27668 /-]

Literal question Write the ID CODE of the respondent

Interviewer's instructions Write the ID CODE of the respondent

File : NLFS_2022Q4_INDIVIDUAL

ed4: have you [name] ever attended school?

Information [Type= discrete] [Format=numeric] [Range= 1-2] [Missing=*]

Statistics [NW/ W] [Valid=43125 /-] [Invalid=3493 /-]

Literal question Have you (NAME) ever attendend school?

Post-question If ED4 = 1 GO TO ED6

Value	Label	Cases	Percentage
1	YES	37311	86.5%
2	NO	5814	13.5%
Sysmiss		3493	

Warning: these figures indicate the number of cases found in the data file. They cannot be interpreted as summary statistics of the population of interest.

ed5: what was the main reason you never attended school?

Information [Type= discrete] [Format=numeric] [Range= 1-13] [Missing=*]

Statistics [NW/ W] [Valid=5814 /-] [Invalid=40804 /-]

Literal question What was the main reason you (NAME) never attended school?

Post-question NEXT SECTION/PERSON

Value	Label	Cases	Percentage
1	Too young	1666	28.7%
2	Too far away	459	7.9%
3	Too expensive	315	5.4%
4	Working (home or job)	85	1.5%
5	Lack of money	739	12.7%
6	Death of parent(s)	120	2.1%
7	Separation of parents	40	0.7%
8	Does not have interest	651	11.2%
9	Parents do not think it is important	1594	27.4%
10	Own illness	35	0.6%
11	Illness of a parent	7	0.1%
12	Disability	35	0.6%
13	Others (specify)	68	1.2%
Sysmiss		40804	

Warning: these figures indicate the number of cases found in the data file. They cannot be interpreted as summary statistics of the population of interest.

ed6: ed6. what is the highest educational level you completed?

Information [Type= discrete] [Format=numeric] [Range= 0-424] [Missing=*]

Statistics [NW/ W] [Valid=37311 /-] [Invalid=9307 /-]

Literal question What is the highest educational level you (NAME) completed?

Value	Label	Cases	Percentage
0	NONE	679	1.8%
1	N1	916	2.5%
2	N2	1060	2.8%
3	PRE-NURSERY	651	1.7%
11	P1	1695	4.5%
12	P2	1617	4.3%
13	P3	1606	4.3%

File : NLFS_2022Q4_INDIVIDUAL

ed6: ed6. what is the highest educational level you completed?

Value	Label	Cases	Percentage
14	P4	1304	3.5%
15	P5	1150	3.1%
16	P6	4029	10.8%
21	JS1	1007	2.7%
22	JS2	1190	3.2%
23	JS3	1480	4.0%
24	SS1	865	2.3%
25	SS2	1060	2.8%
26	SS3	6830	18.3%
27	LOWER 6	0	
28	UPPER 6	3	0.0%
31	TEACHER CERTIFICATE GRADE II (TCGDII)	32	0.1%
33	MODERN SCHOOL	40	0.1%
34	NCE	704	1.9%
35	NURSING SCHOOL	100	0.3%
41	POLY/PROF	58	0.2%
43	HIGHER DEGREE	573	1.5%
51	QUARANIC	5712	15.3%
52	INTEGRATED ISLAMIC EDUCATION (ISLAMIYYA, TSANGAYA, OR QUR'AN	799	2.1%
61	ADULT EDUCATION	18	0.0%
62	BASIC LITERACY PROGRAM	5	0.0%
63	POST LITERACY I	2	0.0%
64	POST LITERACY II	0	
321	SECONDARY VOCATIONAL/TECHNICAL/COMMERCIAL	87	0.2%
322	TERTIARY VOCATIONAL/TECHNICAL/COMMERCIAL	42	0.1%
411	OND1/ND1,OND2/ND2	711	1.9%
412	HND1,HND2	371	1.0%
421	UNIVERSITY - LEVELS 100, 200 OR 300	329	0.9%
422	UNIVERSITY - 400 LEVEL	481	1.3%
423	UNIVERSITY - 500 LEVEL	77	0.2%
424	UNIVERSITY - 600 LEVEL	28	0.1%
Sysmiss		9307	

Warning: these figures indicate the number of cases found in the data file. They cannot be interpreted as summary statistics of the population of interest.

ed7: what is your highest qualification attained?

Information	[Type= discrete] [Format=numeric] [Range= 1-96] [Missing=*]		
Statistics [NW/ W]	[Valid=37311 /-] [Invalid=9307 /-]		
Literal question	What is your (NAME'S) highest qualification obtained?		
Value	Label	Cases	Percentage
1	NONE	16595	44.5%
2	FIRST SCHOOL LEAVING CERTIFICATE (FSLC)	6271	16.8%
3	MODERN SCHOOL LEAVING CERTIFICATE (MSLC)	32	0.1%
5	JUNIOR SECONDARY SCHOOL CERTIFICATE (JSS)	3401	9.1%

File : NLFS_2022Q4_INDIVIDUAL

ed7: what is your highest qualification attained?

Value	Label	Cases	Percentage
6	SENIOR SECONDARY SCHOOL CERTIFICATE (SSS) / O LEVEL™	7408	19.9%
7	ADVANCED (A) LEVEL	39	0.1%
8	NC/ND/NURSING	1375	3.7%
9	BA/BSC/HND	1275	3.4%
10	TECH/PROF	29	0.1%
11	MASTERS	145	0.4%
12	DOCTORATE	9	0.0%
41	VOC/COMM CERTIFICATE	48	0.1%
42	VOC/COMM DIPLOMA	95	0.3%
96	OTHER (SPECIFY)	589	1.6%
Sysmiss		9307	

Warning: these figures indicate the number of cases found in the data file. They cannot be interpreted as summary statistics of the population of interest.

ed7ots: other specify

Information	[Type= discrete] [Format=character] [Missing=*]
Statistics [NW/ W]	[Valid=395 /-] [Invalid=0 /-]
Pre-question	What is your (NAME'S) highest qualification obtained?
Literal question	other specify

Value	Label	Cases	Percentage
ADULT EDUCATION CERTIFICATE		1	0.3%
ARABIC		95	24.1%
ARABIC RIDING		1	0.3%
ARABIC/ QUARANIC		2	0.5%
B.TECH		1	0.3%
COMPLETED QURAN		2	0.5%
DOCTOR OF GUIDANCE COUNSELING		1	0.3%
GRADE 2 CERTIFICATE		1	0.3%
HE ACQUIRED QURANIC KNOWLEDGE		2	0.5%
HE IS LEARNING HOW TO MEMORIZE QURAN		12	3.0%
HE IS LEARNING HOW TO RECITE QURAN		4	1.0%

File : NLFS_2022Q4_INDIVIDUAL

ed7ots: other specify

Value	Label	Cases	Percentage
HE LEARNED HOW TO MEMORIZE QURAN		11	2.8%
HE LEARNED HOW TO RECITE AND MEMORIZE QURAN		1	0.3%
HE LEARNED HOW TO RECITE QURAN		3	0.8%
HE'S LEARNING HOW TO MEMORIZE QURAN		1	0.3%
HIGHTER DEGREE		1	0.3%
ISLAMIC		1	0.3%
ISLAMIC SCHOOL		1	0.3%
ISLAMIYA		1	0.3%
ISLAMIYA QUARANIC SCHOOL		1	0.3%
ISLAMIYA TSANGAYA QUARANIC SCHOOL		3	0.8%
ISLAMIYYA SCHOOL		2	0.5%
ISLAMIYYA SCHOOL		62	15.7%
LEARNED HOW TO RECITE QURAN		1	0.3%
LEARNING HOW TO MEMORIZE QURAN		2	0.5%
MBBS		1	0.3%
NATIONAL CERTIFICATE OF EDUCATION		2	0.5%
NATIONAL DIPLOMA		1	0.3%
NCE		10	2.5%
NCE.		1	0.3%
PHD		1	0.3%

File : NLFS_2022Q4_INDIVIDUAL

ed7ots: other specify

Value	Label	Cases	Percentage
POST GRADUATE		1	0.3%
POST GRADUATE DIPLOMA		1	0.3%
PhD INDUSTRIAL CHEMISTRY		1	0.3%
QUARANIC		1	0.3%
QUARANIC / TSANGAYA		2	0.5%
QUARANIC EDUCATION		1	0.3%
QUARANIC SCHOOL		1	0.3%
QUARANIC/ TSANGAYA		14	3.5%
QURAN REDING		1	0.3%
QURANIC		2	0.5%
QURANIC EDUCATION		1	0.3%
QURANIC SCHOOL EDUCATION		1	0.3%
QURANIC SCHOOL/ EDUCATION		1	0.3%
SANGAYA SCHOOL		41	10.4%
SCHOOL OF THEOLOGY		2	0.5%
SHE ACQUIRED QURANIC KNOWLEDGE		4	1.0%
SHE IS LEARNING HOW TO MEMORIZE QURAN		11	2.8%
SHE IS LEARNING HOW TO RECITE QURAN		1	0.3%
SHE LEARNED HOW TO MEMORIZE QURAN		10	2.5%
SHE LEARNED HOW TO RECITE QURAN		12	3.0%

File : NLFS_2022Q4_INDIVIDUAL

ed7ots: other specify

Value	Label	Cases	Percentage
STATE REGISTERED NURSE(SRN)		1	0.3%
TSANGAYA		22	5.6%
TSANGAYA QUARANIC SCHOOL		20	5.1%
TSANGAYA QUARANIC/ ISLAMIC SCHOOL		1	0.3%
TSANGAYA/ QUARANIC		2	0.5%
TSANGAYA/ QUARANIC SCHOOL		8	2.0%
TSANGAYA/ QURANIC		1	0.3%
VOC COMM CERTIFICATE		1	0.3%
WASC		1	0.3%

Warning: these figures indicate the number of cases found in the data file. They cannot be interpreted as summary statistics of the population of interest.

ed9: did you attend school any time during (school year)?

Information	[Type= discrete] [Format=numeric] [Range= 1-2] [Missing=*]
Statistics [NW/ W]	[Valid=37311 /-] [Invalid=9307 /-]
Literal question	Did you (NAME) attend school at any time during the (SCHOOL YEAR)?
Post-question	If ED9 = 2 NEXT SECTION

Value	Label	Cases	Percentage
1	YES	18459	49.5%
2	NO	18852	50.5%
Sysmiss		9307	

Warning: these figures indicate the number of cases found in the data file. They cannot be interpreted as summary statistics of the population of interest.

ed10: in what level were you enrolled during the school year

Information	[Type= discrete] [Format=numeric] [Range= 0-424] [Missing=*]
Statistics [NW/ W]	[Valid=18459 /-] [Invalid=28159 /-]
Literal question	In what level were you (NAME) enrolled during the (SCHOOL YEAR)?

Value	Label	Cases	Percentage
0	NONE	48	0.3%
1	N1	737	4.0%
2	N2	972	5.3%
3	PRE-NURSERY	390	2.1%
11	P1	1414	7.7%
12	P2	1591	8.6%
13	P3	1427	7.7%
14	P4	1227	6.6%

File : NLFS_2022Q4_INDIVIDUAL

ed10: in what level were you enrolled during the school year

Value	Label	Cases	Percentage
15	P5	990	5.4%
16	P6	750	4.1%
21	JS1	1043	5.7%
22	JS2	868	4.7%
23	JS3	795	4.3%
24	SS1	772	4.2%
25	SS2	728	3.9%
26	SS3	792	4.3%
27	LOWER 6	1	0.0%
28	UPPER 6	0	
31	TEACHER CERTIFICATE GRADE II (TCGDII)	3	0.0%
33	MODERN SCHOOL	0	
34	NCE	87	0.5%
35	NURSING SCHOOL	43	0.2%
41	POLY/PROF	9	0.0%
43	HIGHER DEGREE	34	0.2%
51	QUARANIC	2495	13.5%
52	INTEGRATED ISLAMIC EDUCATION (ISLAMIYYA, TSANGAYA, OR QUR'AN	414	2.2%
61	ADULT EDUCATION	3	0.0%
62	BASIC LITERACY PROGRAM	9	0.0%
63	POST LITERACY I	0	
64	POST LITERACY II	0	
321	SECONDARY VOCATIONAL/TECHNICAL/COMMERCIAL	11	0.1%
322	TERTIARY VOCATIONAL/TECHNICAL/COMMERCIAL	7	0.0%
411	OND1/ND1,OND2/ND2	197	1.1%
412	HND1,HND2	71	0.4%
421	UNIVERSITY - LEVELS 100, 200 OR 300	399	2.2%
422	UNIVERSITY - 400 LEVEL	110	0.6%
423	UNIVERSITY - 500 LEVEL	14	0.1%
424	UNIVERSITY - 600 LEVEL	8	0.0%
Sysmiss		28159	

Warning: these figures indicate the number of cases found in the data file. They cannot be interpreted as summary statistics of the population of interest.

ed11: are you currently attending school (either in person or virtual)

Information	[Type= discrete] [Format=numeric] [Range= 1-2] [Missing=*]		
Statistics [NW/ W]	[Valid=37311 /-] [Invalid=9307 /-]		
Literal question	Are you (NAME) currently attending school (either in person or virtual)?		
Value	Label	Cases	Percentage
1	YES	17910	48.0%
2	NO	19401	52.0%
Sysmiss		9307	

Warning: these figures indicate the number of cases found in the data file. They cannot be interpreted as summary statistics of the population of interest.

File : NLFS_2022Q4_INDIVIDUAL

atw1: in the last seven days, did you (name) work for someone else for pay, for one or

Information [Type= discrete] [Format=numeric] [Range= 1-2] [Missing=*]

Statistics [NW/ W] [Valid=25820 /-] [Invalid=20798 /-]

Literal question In the last seven days, did you (NAME) work for someone else for pay, for one or more hours?

Post-question IF ATW_1 = 1 GO TO MJJ_1

Value	Label	Cases	Percentage
1	YES	4390	17.0%
2	NO	21430	83.0%
Sysmiss		20798	

Warning: these figures indicate the number of cases found in the data file. They cannot be interpreted as summary statistics of the population of interest.

atw2: atw2. in the last seven days, did you (%rostartitle%) run or do any kind of busi

Information [Type= discrete] [Format=numeric] [Range= 1-2] [Missing=*]

Statistics [NW/ W] [Valid=21430 /-] [Invalid=25188 /-]

Literal question In the last seven days, did you (NAME) run or do any kind of business, farming or other activity to generate income?

Post-question IF ATW_2 = 1 GO TO AGF_1b

Value	Label	Cases	Percentage
1	YES	12705	59.3%
2	NO	8725	40.7%
Sysmiss		25188	

Warning: these figures indicate the number of cases found in the data file. They cannot be interpreted as summary statistics of the population of interest.

atw3: atw3. in the last seven days, did you (%rostartitle%) help in a household busine

Information [Type= discrete] [Format=numeric] [Range= 1-2] [Missing=*]

Statistics [NW/ W] [Valid=8725 /-] [Invalid=37893 /-]

Literal question In the last seven days, did you (NAME) help in a household business or farm?

Post-question IF ATW_3 = 1 GO TO AGF_1b

Value	Label	Cases	Percentage
1	YES	2387	27.4%
2	NO	6338	72.6%
Sysmiss		37893	

Warning: these figures indicate the number of cases found in the data file. They cannot be interpreted as summary statistics of the population of interest.

abs1a: in the last seve (monday to sunday), even though you did not do any work for pay

Information [Type= discrete] [Format=numeric] [Range= 1-2] [Missing=*]

Statistics [NW/ W] [Valid=6338 /-] [Invalid=40280 /-]

Literal question Do you (NAME) have a paid job or income generating activity, but did not work in the last seven days?

Post-question IF ABS_1a = 1 GO TO ABS_2

Value	Label	Cases	Percentage
1	YES	463	7.3%
2	NO	5875	92.7%
Sysmiss		40280	

Warning: these figures indicate the number of cases found in the data file. They cannot be interpreted as summary statistics of the population of interest.

File : NLFS_2022Q4_INDIVIDUAL

abs1b: abs1b. o you (name) have an unpaid job in any kind of business run by your

Information	[Type= discrete] [Format=numeric] [Range= 1-2] [Missing=*]
Statistics [NW/ W]	[Valid=5875 /-] [Invalid=40743 /-]
Literal question	Do you (NAME) have an unpaid job in any kind of business run by your household that you will return to?
Post-question	If ABS_1b = 2 GO TO AGF_1a

Value	Label	Cases	Percentage
1	YES	145	2.5%
2	NO	5730	97.5%
Sysmiss		40743	

Warning: these figures indicate the number of cases found in the data file. They cannot be interpreted as summary statistics of the population of interest.

abs2: abs2. why did (you/name) not work last seven days?

Information	[Type= discrete] [Format=numeric] [Range= 1-13] [Missing=*]
Statistics [NW/ W]	[Valid=608 /-] [Invalid=46010 /-]
Literal question	Why did you (NAME) not work in the last seven days?
Post-question	IF ABS_2 = 1 GO TO AGF_1a IF ABS_2 = 3 GO TO AGF_1b IF ABS_2 = 4 GO TO AGF_1b IF ABS_2 = 5 GO TO AGF_1b IF ABS_2 = 6 GO TO AGF_1b IF ABS_2 = 11 GO TO AGF_1b

Value	Label	Cases	Percentage
1	WAITING TO START NEW JOB OR BUSINESS	76	12.5%
2	LOW OR OFF-SEASON	81	13.3%
3	WORKING TIME ARRANGEMENT, FLEXI TIME, NATURE OF WORK (FOR EX	6	1.0%
4	VACATION, HOLIDAYS (ANNUAL LEAVE)	41	6.7%
5	SICKNESS, ILLNESS, ACCIDENT	132	21.7%
6	MATERNITY, PATERNITY LEAVE	56	9.2%
7	EDUCATION LEAVE OR TRAINING	40	6.6%
8	OTHER PERSONAL LEAVE (CARE FOR FAMILY, CIVIC DUTIES&e)	54	8.9%
9	TEMPORARY LAYOFF, NO CLIENTS OR MATERIALS, WORK BREAK	63	10.4%
10	BAD WEATHER, NATURAL DISASTER	20	3.3%
11	STRIKE OR LABOUR DISPUTE	1	0.2%
12	LONG-TERM DISABILITY	1	0.2%
13	OTHER (SPECIFY)	37	6.1%
Sysmiss		46010	

Warning: these figures indicate the number of cases found in the data file. They cannot be interpreted as summary statistics of the population of interest.

abs3: abs3. including the time that you have been absent, will you return to that same

Information	[Type= discrete] [Format=numeric] [Range= 1-97] [Missing=*]
Statistics [NW/ W]	[Valid=297 /-] [Invalid=46321 /-]

File : NLFS_2022Q4_INDIVIDUAL

abs3: abs3. including the time that you have been absent, will you return to that same

Literal question	Including the time that you have been absent, will you return to that same job or business?
Post-question	IF ABS_3 = 1 GO TO AGF_1b

Value	Label	Cases	Percentage
1	Within 3 months	167	56.2%
2	After 3 months	69	23.2%
97	Not sure/Don't know	61	20.5%
Sysmiss		46321	

Warning: these figures indicate the number of cases found in the data file. They cannot be interpreted as summary statistics of the population of interest.

abs4: abs4. do you continue to receive pay from your job/business during your absence

Information	[Type= discrete] [Format=numeric] [Range= 1-97] [Missing=*]
Statistics [NW/ W]	[Valid=130 /-] [Invalid=46488 /-]
Literal question	Do you (NAME) continue to receive an income from your job or business during your absence?
Post-question	IF ABS_4 = 1 GO TO AGF_1b IF ABS_2 = 1 GO TO AGF_1a IF ABS_97 = 1 GO TO AGF_1a

Value	Label	Cases	Percentage
1	YES	8	6.2%
2	NO	121	93.1%
97	DON'T KNOW	1	0.8%
Sysmiss		46488	

Warning: these figures indicate the number of cases found in the data file. They cannot be interpreted as summary statistics of the population of interest.

agf1a_1: agf1a. in the last seven days, did you do any work in crop farming

Information	[Type= discrete] [Format=numeric] [Range= 0-1] [Missing=*]
Statistics [NW/ W]	[Valid=5928 /-] [Invalid=40690 /-]
Pre-question	In the Last Seven days, did you (NAME) do any work in...
Literal question	Crop farming?
Post-question	If AGF_1a_1 SKIP TO AGF_2a
Interviewer's instructions	READ AND MARK ALL THAT APPLY

Value	Label	Cases	Percentage
0	NO	5725	96.6%
1	YES	203	3.4%
Sysmiss		40690	

Warning: these figures indicate the number of cases found in the data file. They cannot be interpreted as summary statistics of the population of interest.

agf1a_2: agf1a. in the last seven days, did you do any work in rearing farm animals

Information	[Type= discrete] [Format=numeric] [Range= 0-1] [Missing=*]
Statistics [NW/ W]	[Valid=5928 /-] [Invalid=40690 /-]
Pre-question	In the Last Seven days, did you (NAME) do any work in...
Literal question	Rearing farm animals?
Post-question	If AGF_1a_2 SKIP TO AGF_2a
Interviewer's instructions	READ AND MARK ALL THAT APPLY

File : NLFS_2022Q4_INDIVIDUAL

agf1a_2: agf1a. in the last seven days, did you do any work in rearing farm animals

Value	Label	Cases	Percentage
0	NO	5884	99.3%
1	YES	44	0.7%
Sysmiss		40690	

Warning: these figures indicate the number of cases found in the data file. They cannot be interpreted as summary statistics of the population of interest.

agf1a_3: agf1a. in the last seven days, did you do any work in fishing or fish farming

Information	[Type= discrete] [Format=numeric] [Range= 0-1] [Missing=*]
Statistics [NW/ W]	[Valid=5928 /-] [Invalid=40690 /-]
Pre-question	In the Last Seven days, did you (NAME) do any work in...
Literal question	Fishing or fish farming?
Post-question	If AGF_1a_3 SKIP TO AGF_2a
Interviewer's instructions	READ AND MARK ALL THAT APPLY

Value	Label	Cases	Percentage
0	NO	5927	100.0%
1	YES	1	0.0%
Sysmiss		40690	

Warning: these figures indicate the number of cases found in the data file. They cannot be interpreted as summary statistics of the population of interest.

agf1a_4: agf1a. in the last seven days, did you do any work in none of the above

Information	[Type= discrete] [Format=numeric] [Range= 0-1] [Missing=*]
Statistics [NW/ W]	[Valid=5928 /-] [Invalid=40690 /-]
Pre-question	In the Last Seven days, did you (NAME) do any work in...
Literal question	NONE OF THE ABOVE?
Interviewer's instructions	READ AND MARK ALL THAT APPLY

Value	Label	Cases	Percentage
0	NO	225	3.8%
1	YES	5703	96.2%
Sysmiss		40690	

Warning: these figures indicate the number of cases found in the data file. They cannot be interpreted as summary statistics of the population of interest.

agf1b_1: agf1b. was this work that you mentioned in crop farming

Information	[Type= discrete] [Format=numeric] [Range= 0-1] [Missing=*]
Statistics [NW/ W]	[Valid=15503 /-] [Invalid=31115 /-]
Pre-question	In the Last Seven days, did you (NAME) do any work in
Literal question	Crop farming?
Interviewer's instructions	READ AND MARK ALL THAT APPLY

Value	Label	Cases	Percentage
0	NO	8446	54.5%
1	YES	7057	45.5%
Sysmiss		31115	

Warning: these figures indicate the number of cases found in the data file. They cannot be interpreted as summary statistics of the population of interest.

File : NLFS_2022Q4_INDIVIDUAL

agf1b_2: agf1b. was this work that you mentioned in ?:rearing farm animals

Information	[Type= discrete] [Format=numeric] [Range= 0-1] [Missing=*]
Statistics [NW/ W]	[Valid=15503 /-] [Invalid=31115 /-]
Pre-question	In the Last Seven days, did you (NAME) do any work in
Literal question	Rearing farm animals?
Interviewer's instructions	READ AND MARK ALL THAT APPLY

Value	Label	Cases	Percentage
0	NO	13786	88.9%
1	YES	1717	11.1%
Sysmiss		31115	

Warning: these figures indicate the number of cases found in the data file. They cannot be interpreted as summary statistics of the population of interest.

agf1b_3: agf1b. was this work that you mentioned in ?:fishing or fish farming

Information	[Type= discrete] [Format=numeric] [Range= 0-1] [Missing=*]
Statistics [NW/ W]	[Valid=15503 /-] [Invalid=31115 /-]
Pre-question	In the Last Seven days, did you (NAME) do any work in
Literal question	Fishing or fish farming?
Interviewer's instructions	READ AND MARK ALL THAT APPLY

Value	Label	Cases	Percentage
0	NO	15367	99.1%
1	YES	136	0.9%
Sysmiss		31115	

Warning: these figures indicate the number of cases found in the data file. They cannot be interpreted as summary statistics of the population of interest.

agf1b_4: agf1b. was this work that you mentioned in ?:another type of job or business

Information	[Type= discrete] [Format=numeric] [Range= 0-1] [Missing=*]
Statistics [NW/ W]	[Valid=15503 /-] [Invalid=31115 /-]
Pre-question	In the Last Seven days, did you (NAME) do any work in
Literal question	Another type of job or business?
Interviewer's instructions	READ AND MARK ALL THAT APPLY

Value	Label	Cases	Percentage
0	NO	6206	40.0%
1	YES	9297	60.0%
Sysmiss		31115	

Warning: these figures indicate the number of cases found in the data file. They cannot be interpreted as summary statistics of the population of interest.

agf2a: agf2a. thinking about the work in (farming, rearing animals [and/or fishing])

Information	[Type= discrete] [Format=numeric] [Range= 1-3] [Missing=*]
Statistics [NW/ W]	[Valid=6431 /-] [Invalid=40187 /-]
Literal question	Thinking about the work in farming, rearing animals, and/or fishing you (NAME) do, are the products intended only for sale, both for sale and for household use, or only for household use?
Post-question	IF AGF_2a = 1 GO TO MJJ_1 IF AGF_2a = 3 GO TO MJJ_ 2d

File : NLFS_2022Q4_INDIVIDUAL

agf2a: agf2a. thinking about the work in (farming, rearing animals [and/or fishing])

Value	Label	Cases	Percentage
1	Only for sale	480	7.5%
2	Both for sale and for household use	5025	78.1%
3	Only for household use	926	14.4%
Sysmiss		40187	

Warning: these figures indicate the number of cases found in the data file. They cannot be interpreted as summary statistics of the population of interest.

agf2b: agf2b. thinking about those products, what share is intended to be sold?

Information	[Type= discrete] [Format=numeric] [Range= 1-5] [Missing=*]
Statistics [NW/ W]	[Valid=5025 /-] [Invalid=41593 /-]
Literal question	Thinking about those products, what share is intended to be sold?
Post-question	IF AGF_2b = 1 GO TO AGF_2d IF AGF_2b = 2 GO TO AGF_2d IF AGF_2b = 4 GO TO MJJ_1 IF AGF_2b = 5 GO TO MJJ_1

Value	Label	Cases	Percentage
1	Less than 1/4 (25 percent)	180	3.6%
2	1/4 (25 percent)	567	11.3%
3	1/2 (50 percent)	1769	35.2%
4	3/4 (75 percent)	1891	37.6%
5	More than 3/4 (75 percent)	618	12.3%
Sysmiss		41593	

Warning: these figures indicate the number of cases found in the data file. They cannot be interpreted as summary statistics of the population of interest.

agf2c: agf2c. in general, in the past, have these products mainly been sold or kept

Information	[Type= discrete] [Format=numeric] [Range= 1-3] [Missing=*]
Statistics [NW/ W]	[Valid=1769 /-] [Invalid=44849 /-]
Literal question	In general, in the past, have these products mainly been sold or kept for household use?
Post-question	IF AGF_2C = 1 GO TO MJJ_1 IF AGF_2C = 3 GO TO MJJ_1

Value	Label	Cases	Percentage
1	Mainly sold	48	2.7%
2	Mainly kept for household use	89	5.0%
3	Respondent insists that precisely 1/2 (50 percent) was sold	1632	92.3%
Sysmiss		44849	

Warning: these figures indicate the number of cases found in the data file. They cannot be interpreted as summary statistics of the population of interest.

agf2d: agf2d. were you (name) hired by someone else to do this work?

Information	[Type= discrete] [Format=numeric] [Range= 1-2] [Missing=*]
Statistics [NW/ W]	[Valid=1762 /-] [Invalid=44856 /-]
Literal question	Were you (NAME) hired by someone else to do this work?
Post-question	IF AGF_2d = 1 GO TO MJJ_1

File : NLFS_2022Q4_INDIVIDUAL

agf2d: agf2d. were you (name) hired by someone else to do this work?

Value	Label	Cases	Percentage
1	YES	186	10.6%
2	NO	1576	89.4%
Sysmiss		44856	

Warning: these figures indicate the number of cases found in the data file. They cannot be interpreted as summary statistics of the population of interest.

agf3a: agf3. what is the main product from (farming, rearing animals, [and/or fishing])

Information	[Type= discrete] [Format=character] [Missing=*]
Statistics [NW/ W]	[Valid=1576 /-]
Literal question	What are the main products from farming, rearing animals, and/or fishing that you (NAME) were working on?

agf3bclean: agf3b. what are the main products from (farming, rearing animals, [and/or fish

Information	[Type= discrete] [Format=numeric] [Range= 111-322] [Missing=*/997]
Statistics [NW/ W]	[Valid=1575 /-] [Invalid=45043 /-]
Literal question	What are the main products from (farming, rearing animals, [and/or fish, cattle, chicken, rice).
Interviewer's instructions	ISIC CODE (TO BE ENTERED BY DATA EDITOR)

Value	Label	Cases	Percentage
111	Growing of cereals (except rice), leguminous crops and oil s	495	31.4%
112	Growing of rice	35	2.2%
113	Growing of vegetables and melons, roots and tubers	425	27.0%
114	Growing of sugar cane	0	
115	Growing of tobacco	0	
116	Growing of fibre crops	24	1.5%
119	Growing of other non-perennial crops	49	3.1%
121	Growing of grapes	0	
122	Growing of tropical and subtropical fruits	1	0.1%
123	Growing of citrus fruits	0	
124	Growing of pome fruits and stone fruits	0	
125	Growing of other tree and bush fruits and nuts	6	0.4%
126	Growing of oleaginous fruits	0	
127	Growing of beverage crops	3	0.2%
128	Growing of spices, aromatic, drug and pharmaceutical crops	0	
129	Growing of other perennial crops	3	0.2%
130	Plant propagation	0	
141	Raising of cattle and buffaloes	11	0.7%
142	Raising of horses and other equines	1	0.1%
143	Raising of camels and camelids	0	
144	Raising of sheep and goats	20	1.3%
145	Raising of swine/pigs	0	
146	Raising of poultry	11	0.7%
149	Raising of other animals	12	0.8%
150	Mixed farming	458	29.1%
161	Support activities for crop production	4	0.3%
162	Support activities for animal production	0	

File : NLFS_2022Q4_INDIVIDUAL

agf3bclean: agf3b. what are the main products from (farming, rearing animals, [and/or fish

Value	Label	Cases	Percentage
163	Post-harvest crop activities	13	0.8%
164	Seed processing for propagation	0	
170	Hunting, trapping and related service activities	1	0.1%
210	Silviculture and other forestry activities	0	
220	Logging	0	
230	Gathering of non-wood forest products	0	
240	Support services to forestry	0	
311	Marine fishing	0	
312	Freshwater fishing	3	0.2%
321	Marine aquaculture	0	
322	Freshwater aquaculture	0	
997		1	
Sysmiss		45042	

Warning: these figures indicate the number of cases found in the data file. They cannot be interpreted as summary statistics of the population of interest.

agf4: agf4. in the last seven days, on how many days did (you/name) do this work?

Information	[Type= discrete] [Format=numeric] [Range= 1-97] [Missing=*]
Statistics [NW/ W]	[Valid=1576 /-] [Invalid=45042 /-]
Literal question	In the Last Seven days, on how many days did you (NAME) do this work?
Post-question	IF AGF_4 = 97 GO TO AGF_6

Value	Label	Cases	Percentage
1		89	5.6%
2		179	11.4%
3		256	16.2%
4		209	13.3%
5		212	13.5%
6		343	21.8%
7		199	12.6%
97	DID NOT DO THIS WORK LAST WEEK	89	5.6%
Sysmiss		45042	

Warning: these figures indicate the number of cases found in the data file. They cannot be interpreted as summary statistics of the population of interest.

agf5: agf_5 how many hours per day did (you/name) spend doing this last week

Information	[Type= continuous] [Format=numeric] [Range= 1-24] [Missing=*]
Statistics [NW/ W]	[Valid=1487 /-] [Invalid=45131 /-] [Mean=5.504 /-] [StdDev=2.569 /-]
Literal question	How many hours per day did you (NAME) spend doing this work in the last seven days?

# agf6: agf6. how many hours per week do (you/name) usually spend working in (farming			
Information	[Type= continuous] [Format=numeric] [Range= 1-91] [Missing=*]		
Statistics [NW/ W]	[Valid=1576 /-] [Invalid=45042 /-] [Mean=25.464 /-] [StdDev=15.937 /-]		
Literal question	How many hours per week do you (NAME) usually spend working in (farming, rearing animals, and/or fishing)?		
# mjj1: mjj1.in the last seven days/typically, did you (name) have more than one job or			
Information	[Type= discrete] [Format=numeric] [Range= 1-2] [Missing=*]		
Statistics [NW/ W]	[Valid=18542 /-] [Invalid=28076 /-]		
Literal question	In the last seven days/Typically, did you (NAME) have more than one job or income generating activity?		
Post-question	IF MJJ_1 =1 GO TO MJJ_2a		
Value	Label	Cases	Percentage
1	ONE JOB/BUSINESS	15331	82.7%
2	MORE THAN ONE JOB/BUSINESS	3211	17.3%
Sysmiss		28076	
<i>Warning: these figures indicate the number of cases found in the data file. They cannot be interpreted as summary statistics of the population of interest.</i>			
# mjj2ccleanmaingroup: primary job isco main group clean			
Information	[Type= discrete] [Format=numeric] [Range= 0-9] [Missing=*]		
Statistics [NW/ W]	[Valid=18542 /-] [Invalid=28076 /-]		
Pre-question	I am now going to ask you some questions about your main job, that is the income-generating activity in which you (NAME) usually work the most hours. usually work the most hours		
Literal question	Primary job ISCO (MAIN GROUP)		
Value	Label	Cases	Percentage
0	0 Armed forces	9	0.0%
1	1 Managers	142	0.8%
2	2 Professionals	950	5.1%
3	3 Technicians and associate professionals	473	2.6%
4	4 Clerical support workers	179	1.0%
5	5 Services and sales workers	5817	31.4%
6	6 Skilled agricultural forestry and fishery workers	6062	32.7%
7	7 Craft and related trades workers	2491	13.4%
8	8 Plant and machine operators and assemblers	1113	6.0%
9	9 Elementary occupations	1306	7.0%
Sysmiss		28076	
<i>Warning: these figures indicate the number of cases found in the data file. They cannot be interpreted as summary statistics of the population of interest.</i>			
# mjj2cclean: primary job isco clean			
Information	[Type= discrete] [Format=numeric] [Range= 110-9999] [Missing=*]		
Statistics [NW/ W]	[Valid=18542 /-] [Invalid=28076 /-]		
Literal question	Primary job ISCO		
Interviewer's instructions	ISCO (TO BE ENTERED BY DATA EDITOR)		
Value	Label	Cases	Percentage
110	110 - Commissioned Armed Forces Officers	3	0.0%
210	210 - Non-commissioned Armed Forces Officers	3	0.0%
310	310 - Armed Forces Occupations, Other Ranks	3	0.0%
1111	1111 - Legislators	2	0.0%

mjj2cclean: primary job isco clean

Value	Label	Cases	Percentage
1112	1112 - Senior Government Officials	20	0.1%
1113	1113 - Traditional Chiefs and Heads of Villages	3	0.0%
1114	1114 - Senior Officials of Special-interest Organizations	0	
1120	1120 - Managing Directors and Chief Executives	3	0.0%
1211	1211 - Finance Managers	0	
1212	1212 - Human Resource Managers	8	0.0%
1213	1213 - Policy and Planning Managers	3	0.0%
1219	1219 - Business Services and Administration Managers Not Els	6	0.0%
1221	1221 - Sales and Marketing Managers	16	0.1%
1222	1222 - Advertising and Public Relations Managers	1	0.0%
1223	1223 - Research and Development Managers	3	0.0%
1311	1311 - Agricultural and Forestry Production Managers	4	0.0%
1312	1312 - Aquaculture and Fisheries Production Managers	4	0.0%
1321	1321 - Manufacturing Managers	14	0.1%
1322	1322 - Mining Managers	1	0.0%
1323	1323 - Construction Managers	3	0.0%
1324	1324 - Supply, Distribution and Related Managers	5	0.0%
1330	1330 - Information and Communications Technology Services Ma	1	0.0%
1341	1341 - Child Care Services Managers	1	0.0%
1342	1342 - Health Services Managers	1	0.0%
1343	1343 - Aged Care Services Managers	2	0.0%
1344	1344 - Social Welfare Managers	1	0.0%
1345	1345 - Education Managers	18	0.1%
1346	1346 - Financial and Insurance Services Branch Managers	0	
1349	1349 - Professional Services Managers Not Elsewhere Classifi	0	
1411	1411 - Hotel Managers	4	0.0%
1412	1412 - Restaurant Managers	7	0.0%
1420	1420 - Retail and Wholesale Trade Managers	7	0.0%
1431	1431 - Sports, Recreation and Cultural Centre Managers	4	0.0%
1439	1439 - Services Managers Not Elsewhere Classified	0	
2111	2111 - Physicists and Astronomers	0	
2112	2112 - Meteorologists	0	
2113	2113 - Chemists	15	0.1%
2114	2114 - Geologists and Geophysicists	0	
2120	2120 - Mathematicians, Actuaries and Statisticians	2	0.0%
2131	2131 - Biologists, Botanists, Zoologists and Related Profess	1	0.0%
2132	2132 - Farming, Forestry and Fisheries Advisers	2	0.0%
2133	2133 - Environmental Protection Professionals	3	0.0%
2141	2141 - Industrial and Production Engineers	2	0.0%
2142	2142 - Civil Engineers	8	0.0%
2143	2143 - Environmental Engineers	0	
2144	2144 - Mechanical Engineers	2	0.0%
2145	2145 - Chemical Engineers	0	
2146	2146 - Mining Engineers, Metallurgists and Related Professio	0	
2149	2149 - Engineering Professionals Not Elsewhere Classified	0	

mjj2cclean: primary job isco clean

Value	Label	Cases	Percentage
2151	2151 - Electrical Engineers	6	0.0%
2152	2152 - Electronics Engineers	0	
2153	2153 - Telecommunications Engineers	0	
2161	2161 - Building Architects	9	0.0%
2162	2162 - Landscape Architects	2	0.0%
2163	2163 - Product and Garment Designers	3	0.0%
2164	2164 - Town and Traffic Planners	1	0.0%
2165	2165 - Cartographers and Surveyors	9	0.0%
2166	2166 - Graphic and Multimedia Designers	5	0.0%
2211	2211 - Generalist Medical Practitioners	5	0.0%
2212	2212 - Specialist Medical Practitioners	4	0.0%
2221	2221 - Nursing Professionals	41	0.2%
2222	2222 - Midwifery Professionals	4	0.0%
2230	2230 - Traditional and Complementary Medicine Professionals	37	0.2%
2240	2240 - Paramedical Practitioners	0	
2250	2250 - Veterinarians	1	0.0%
2261	2261 - Dentists	0	
2262	2262 - Pharmacists	27	0.1%
2263	2263 - Environmental and Occupational Health and Hygiene Pro	0	
2264	2264 - Physiotherapists	0	
2265	2265 - Dieticians and Nutritionists	0	
2266	2266 - Audiologists and Speech Therapists	0	
2267	2267 - Optometrists and Ophthalmic Opticians	0	
2269	2269 - Health Professionals Not Elsewhere Classified	1	0.0%
2310	2310 - University and Higher Education Teachers	36	0.2%
2320	2320 - Vocational Education Teachers	3	0.0%
2330	2330 - Secondary Education Teachers	161	0.9%
2341	2341 - Primary School Teachers	346	1.9%
2342	2342 - Early Childhood Educators	16	0.1%
2351	2351 - Education Methods specialists	4	0.0%
2352	2352 - Special Needs Teachers	1	0.0%
2353	2353 - Other Language Teachers	15	0.1%
2354	2354 - Other Music Teachers	0	
2355	2355 - Other Arts Teachers	0	
2356	2356 - Information Technology Trainers	0	
2359	2359 - Teaching Professionals Not Elsewhere Classified	5	0.0%
2411	2411 - Accountants	21	0.1%
2412	2412 - Financial and Investment Advisers	4	0.0%
2413	2413 - Financial Analysts	0	
2421	2421 - Management and Organization Analysts	2	0.0%
2422	2422 - Policy Administration Professionals	0	
2423	2423 - Personnel and Careers Professionals	2	0.0%
2424	2424 - Training and Staff Development Professionals	2	0.0%
2431	2431 - Advertising and Marketing Professionals	4	0.0%
2432	2432 - Public Relations Professionals	4	0.0%

mjj2cclean: primary job isco clean

Value	Label	Cases	Percentage
2433	2433 - Technical and Medical Sales Professionals (excluding	0	
2434	2434 - Information and Communications Technology Sales Profe	1	0.0%
2511	2511 - Systems Analysts	2	0.0%
2512	2512 - Software Developers	0	
2513	2513 - Web and Multimedia Developers	7	0.0%
2514	2514 - Applications Programmers	0	
2519	2519 - Software and Applications Developers and Analysts Not	1	0.0%
2521	2521 - Database Designers and Administrators	2	0.0%
2522	2522 - Systems Administrators	1	0.0%
2523	2523 - Computer Network Professionals	0	
2529	2529 - Database and Network Professionals Not Elsewhere Clas	0	
2611	2611 - Lawyers	10	0.1%
2612	2612 - Judges	3	0.0%
2619	2619 - Legal Professionals Not Elsewhere Classified	0	
2621	2621 - Archivists and Curators	0	
2622	2622 - Librarians and Related Information Professionals	2	0.0%
2631	2631 - Economists	0	
2632	2632 - Sociologists, Anthropologists and Related Professiona	0	
2633	2633 - Philosophers, Historians and Political Scientists	0	
2634	2634 - Psychologists	0	
2635	2635 - Social Work and Counselling Professionals	3	0.0%
2636	2636 - Religious Professionals	67	0.4%
2641	2641 - Authors and Related Writers	3	0.0%
2642	2642 - Journalists	6	0.0%
2643	2643 - Translators, Interpreters and Other Linguists	0	
2651	2651 - Visual Artists	5	0.0%
2652	2652 - Musicians, Singers and Composers	11	0.1%
2653	2653 - Dancers and Choreographers	2	0.0%
2654	2654 - Film, Stage and Related Directors and Producers	2	0.0%
2655	2655 - Actors	0	
2656	2656 - Announcers on Radio, Television and Other Media	3	0.0%
2659	2659 - Creative and Performing Artists Not Elsewhere Classif	3	0.0%
3111	3111 - Chemical and Physical Science Technicians	0	
3112	3112 - Civil Engineering Technicians	1	0.0%
3113	3113 - Electrical Engineering Technicians	20	0.1%
3114	3114 - Electronics Engineering Technicians	5	0.0%
3115	3115 - Mechanical Engineering Technicians	11	0.1%
3116	3116 - Chemical Engineering Technicians	0	
3117	3117 - Mining and Metallurgical Technicians	0	
3118	3118 - Draughtspersons	2	0.0%
3119	3119 - Physical and Engineering Science Technicians Not Else	0	
3121	3121 - Mining Supervisors	2	0.0%
3122	3122 - Manufacturing Supervisors	8	0.0%
3123	3123 - Construction Supervisors	16	0.1%
3131	3131 - Power Production Plant Operators	2	0.0%

mjj2cclean: primary job isco clean

Value	Label	Cases	Percentage
3132	3132 - Incinerator and Water Treatment Plant Operators	1	0.0%
3133	3133 - Chemical Processing Plant Controllers	0	
3134	3134 - Petroleum and Natural Gas Refining Plant Operators	1	0.0%
3135	3135 - Metal Production Process Controllers	0	
3139	3139 - Process Control Technicians Not Elsewhere Classified	0	
3141	3141 - Life Science Technicians (excluding Medical)	0	
3142	3142 - Agricultural Technicians	3	0.0%
3143	3143 - Forestry Technicians	0	
3151	3151 - Ships' Engineers	0	
3152	3152 - Ships' Deck Officers and Pilots	0	
3153	3153 - Aircraft Pilots and Related Associate Professionals	0	
3154	3154 - Air Traffic Controllers	0	
3155	3155 - Air Traffic Safety Electronics Technicians	0	
3211	3211 - Medical Imaging and Therapeutic Equipment Technicians	1	0.0%
3212	3212 - Medical and Pathology Laboratory Technicians	14	0.1%
3213	3213 - Pharmaceutical Technicians and Assistants	6	0.0%
3214	3214 - Medical and Dental Prosthetic Technicians	0	
3221	3221 - Nursing Associate Professionals	24	0.1%
3222	3222 - Midwifery Associate Professionals	5	0.0%
3230	3230 - Traditional and Complementary Medicine Associate Prof	38	0.2%
3240	3240 - Veterinary Technicians and Assistants	1	0.0%
3251	3251 - Dental Assistants and Therapists	1	0.0%
3252	3252 - Medical Records and Health Information Technicians	3	0.0%
3253	3253 - Community Health Workers	13	0.1%
3254	3254 - Dispensing Opticians	1	0.0%
3255	3255 - Physiotherapy Technicians and Assistants	0	
3256	3256 - Medical Assistants	6	0.0%
3257	3257 - Environmental and Occupational Health Inspectors and	0	
3258	3258 - Ambulance Workers	0	
3259	3259 - Health Associate Professionals Not Elsewhere Classifi	2	0.0%
3311	3311 - Securities and Finance Dealers and Brokers	1	0.0%
3312	3312 - Credit and Loans Officers	5	0.0%
3313	3313 - Accounting Associate Professionals	2	0.0%
3314	3314 - Statistical, Mathematical and Related Associate Profe	0	
3315	3315 - Valuers and Loss Assessors	0	
3321	3321 - Insurance Representatives	0	
3322	3322 - Commercial Sales Representatives	11	0.1%
3323	3323 - Buyers	2	0.0%
3324	3324 - Trade Brokers	0	
3331	3331 - Clearing and Forwarding Agents	2	0.0%
3332	3332 - Conference and Event Planners	10	0.1%
3333	3333 - Employment Agents and Contractors	0	
3334	3334 - Real Estate Agents and Property Managers	39	0.2%
3339	3339 - Business Services Agents Not Elsewhere Classified	4	0.0%
3341	3341 - Office Supervisors	5	0.0%

mjj2cclean: primary job isco clean

Value	Label	Cases	Percentage
3342	3342 - Legal Secretaries	4	0.0%
3343	3343 - Administrative and Executive Secretaries	59	0.3%
3344	3344 - Medical Secretaries	1	0.0%
3351	3351 - Customs and Border Inspectors	3	0.0%
3352	3352 - Government Tax and Excise Officials	10	0.1%
3353	3353 - Government Social Benefits Officials	2	0.0%
3354	3354 - Government Licensing Officials	0	
3355	3355 - Police Inspectors and Detectives	10	0.1%
3359	3359 - Government Regulatory Associate Professionals Not Els	1	0.0%
3411	3411 - Legal and Related Associate Professionals	9	0.0%
3412	3412 - Social Work Associate Professionals	2	0.0%
3413	3413 - Religious Associate Professionals	30	0.2%
3421	3421 - Athletes and Sports Players	3	0.0%
3422	3422 - Sports Coaches, Instructors and Officials	6	0.0%
3423	3423 - Fitness and Recreation Instructors and Programme Lead	0	
3431	3431 - Photographers	17	0.1%
3432	3432 - Interior Designers and Decorators	15	0.1%
3433	3433 - Gallery, Museum and Library Technicians	0	
3434	3434 - Chefs	4	0.0%
3435	3435 - Other Artistic and Cultural Associate Professionals	2	0.0%
3511	3511 - Information and Communications Technology Operations	2	0.0%
3512	3512 - Information and Communications Technology User Suppor	1	0.0%
3513	3513 - Computer Network and Systems Technicians	4	0.0%
3514	3514 - Web Technicians	0	
3521	3521 - Broadcasting and Audiovisual Technicians	1	0.0%
3522	3522 - Telecommunications Engineering Technicians	19	0.1%
4110	4110 - General Office Clerks	40	0.2%
4120	4120 - Secretaries (general)	8	0.0%
4131	4131 - Typists and Word Processing Operators	10	0.1%
4132	4132 - Data Entry Clerks	4	0.0%
4211	4211 - Bank Tellers and Related Clerks	61	0.3%
4212	4212 - Bookmakers, Croupiers and Related Gaming Workers	8	0.0%
4213	4213 - Pawnbrokers and Money-lenders	1	0.0%
4214	4214 - Debt Collectors and Related Workers	1	0.0%
4221	4221 - Travel Consultants and Clerks	2	0.0%
4222	4222 - Contact Centre Information Clerks	1	0.0%
4223	4223 - Telephone Switchboard Operators	0	
4224	4224 - Hotel Receptionists	3	0.0%
4225	4225 - Inquiry Clerks	0	
4226	4226 - Receptionists (general)	5	0.0%
4227	4227 - Survey and Market Research Interviewers	2	0.0%
4229	4229 - Client Information Workers Not Elsewhere Classified	1	0.0%
4311	4311 - Accounting and Bookkeeping Clerks	12	0.1%
4312	4312 - Statistical, Finance and Insurance Clerks	0	
4313	4313 - Payroll Clerks	2	0.0%

mjj2cclean: primary job isco clean

Value	Label	Cases	Percentage
4321	4321 - Stock Clerks	4	0.0%
4322	4322 - Production Clerks	0	
4323	4323 - Transport Clerks	4	0.0%
4411	4411 - Library Clerks	2	0.0%
4412	4412 - Mail Carriers and Sorting Clerks	2	0.0%
4413	4413 - Coding, Proofreading and Related Clerks	0	
4414	4414 - Scribes and Related Workers	0	
4415	4415 - Filing and Copying Clerks	0	
4416	4416 - Personnel Clerks	3	0.0%
4419	4419 - Clerical Support Workers Not Elsewhere Classified	3	0.0%
5111	5111 - Travel Attendants and Travel Stewards	0	
5112	5112 - Transport Conductors	12	0.1%
5113	5113 - Travel Guides	0	
5120	5120 - Cooks	42	0.2%
5131	5131 - Waiters	3	0.0%
5132	5132 - Bartenders	26	0.1%
5141	5141 - Hairdressers	372	2.0%
5142	5142 - Beauticians and Related Workers	41	0.2%
5151	5151 - Cleaning and Housekeeping Supervisors in Offices, Hot	6	0.0%
5152	5152 - Domestic Housekeepers	13	0.1%
5153	5153 - Building Caretakers	1	0.0%
5161	5161 - Astrologers, Fortune-tellers and Related Workers	0	
5162	5162 - Companions and Valets	0	
5163	5163 - Undertakers and Embalmers	0	
5164	5164 - Pet Groomers and Animal Care Workers	2	0.0%
5165	5165 - Driving Instructors	0	
5169	5169 - Personal Services Workers Not Elsewhere Classified	3	0.0%
5211	5211 - Stall and Market Salespersons	3789	20.4%
5212	5212 - Street Food Salespersons	835	4.5%
5221	5221 - Shopkeepers	165	0.9%
5222	5222 - Shop Supervisors	3	0.0%
5223	5223 - Shop Sales Assistants	88	0.5%
5230	5230 - Cashiers and Ticket Clerks	12	0.1%
5241	5241 - Fashion and Other Models	3	0.0%
5242	5242 - Sales Demonstrators	3	0.0%
5243	5243 - Door-to-door Salespersons	83	0.4%
5244	5244 - Contact Centre Salespersons	10	0.1%
5245	5245 - Service Station Attendants	27	0.1%
5246	5246 - Food Service Counter Attendants	39	0.2%
5249	5249 - Sales Workers Not Elsewhere Classified	15	0.1%
5311	5311 - Child Care Workers	6	0.0%
5312	5312 - Teachers' Aides	0	
5321	5321 - Health Care Assistants	27	0.1%
5322	5322 - Home-based Personal Care Workers	0	
5329	5329 - Personal Care Workers in Health Services Not Elsewher	0	

mjj2cclean: primary job isco clean

Value	Label	Cases	Percentage
5411	5411 - Firefighters	2	0.0%
5412	5412 - Police Officers	38	0.2%
5413	5413 - Prison Guards	2	0.0%
5414	5414 - Security Guards	147	0.8%
5419	5419 - Protective Services Workers Not Elsewhere Classified	2	0.0%
6111	6111 - Field Crop and Vegetable Growers	2552	13.8%
6112	6112 - Tree and Shrub Crop Growers	71	0.4%
6113	6113 - Gardeners; Horticultural and Nursery Growers	1	0.0%
6114	6114 - Mixed Crop Growers	2212	11.9%
6121	6121 - Livestock and Dairy Producers	493	2.7%
6122	6122 - Poultry Producers	88	0.5%
6123	6123 - Apiarists and Sericulturists	0	
6129	6129 - Animal Producers Not Elsewhere Classified	21	0.1%
6130	6130 - Mixed Crop and Animal Producers	517	2.8%
6210	6210 - Forestry and Related Workers	9	0.0%
6221	6221 - Aquaculture Workers	13	0.1%
6222	6222 - Inland and Coastal Waters Fishery Workers	35	0.2%
6223	6223 - Deep-sea Fishery Workers	8	0.0%
6224	6224 - Hunters and Trappers	3	0.0%
6310	6310 - Subsistence Crop Farmers	23	0.1%
6320	6320 - Subsistence Livestock Farmers	3	0.0%
6330	6330 - Subsistence Mixed Crop and Livestock Farmers	2	0.0%
6340	6340 - Subsistence Fishers, Hunters, Trappers and Gatherers	11	0.1%
7111	7111 - House Builders	84	0.5%
7112	7112 - Bricklayers and Related Workers	145	0.8%
7113	7113 - Stonemasons, Stone Cutters, Splitters and Carvers	1	0.0%
7114	7114 - Concrete Placers, Concrete Finishers and Related Work	6	0.0%
7115	7115 - Carpenters and Joiners	71	0.4%
7119	7119 - Building Frame and Related Trades Workers Not Elsewhe	5	0.0%
7121	7121 - Roofers	26	0.1%
7122	7122 - Floor Layers and Tile Setters	35	0.2%
7123	7123 - Plasterers	16	0.1%
7124	7124 - Insulation Workers	0	
7125	7125 - Glaziers	5	0.0%
7126	7126 - Plumbers and Pipe Fitters	35	0.2%
7127	7127 - Air Conditioning and Refrigeration Mechanics	6	0.0%
7131	7131 - Painters and Related Workers	38	0.2%
7132	7132 - Spray Painters and Varnishers	8	0.0%
7133	7133 - Building Structure Cleaners	0	
7211	7211 - Metal Moulders and Coremakers	4	0.0%
7212	7212 - Welders and Flame Cutters	106	0.6%
7213	7213 - Sheet Metal Workers	20	0.1%
7214	7214 - Structural Metal Preparers and Erectors	3	0.0%
7215	7215 - Riggers and Cable Splicers	0	
7221	7221 - Blacksmiths, Hammersmiths and Forging Press Workers	20	0.1%

mjj2cclean: primary job isco clean

Value	Label	Cases	Percentage
7222	7222 - Toolmakers and Related Workers	1	0.0%
7223	7223 - Metal Working Machine Tool Setters and Operators	3	0.0%
7224	7224 - Metal Polishers, Wheel Grinders and Tool Sharpeners	2	0.0%
7231	7231 - Motor Vehicle Mechanics and Repairers	233	1.3%
7232	7232 - Aircraft Engine Mechanics and Repairers	0	
7233	7233 - Agricultural and Industrial Machinery Mechanics and R	2	0.0%
7234	7234 - Bicycle and Related Repairers	9	0.0%
7311	7311 - Precision-instrument Makers and Repairers	5	0.0%
7312	7312 - Musical Instrument Makers and Tuners	0	
7313	7313 - Jewellery and Precious Metal Workers	2	0.0%
7314	7314 - Potters and Related Workers	16	0.1%
7315	7315 - Glass Makers, Cutters, Grinders and Finishers	3	0.0%
7316	7316 - Signwriters, Decorative Painters, Engravers and Etche	4	0.0%
7317	7317 - Handicraft Workers in Wood, Basketry and Related Mate	121	0.7%
7318	7318 - Handicraft Workers in Textile, Leather and Related Ma	80	0.4%
7319	7319 - Handicraft Workers Not Elsewhere Classified	10	0.1%
7321	7321 - Pre-press Technicians	1	0.0%
7322	7322 - Printers	21	0.1%
7323	7323 - Print Finishing and Binding Workers	6	0.0%
7411	7411 - Building and Related Electricians	44	0.2%
7412	7412 - Electrical Mechanics and Fitters	39	0.2%
7413	7413 - Electrical Line Installers and Repairers	24	0.1%
7421	7421 - Electronics Mechanics and Servicers	17	0.1%
7422	7422 - Information and Communications Technology Installers	22	0.1%
7511	7511 - Butchers, Fishmongers and Related Food Preparers	101	0.5%
7512	7512 - Bakers, Pastry-cooks and Confectionery Makers	54	0.3%
7513	7513 - Dairy Products Makers	6	0.0%
7514	7514 - Fruit, Vegetable and Related Preservers	6	0.0%
7515	7515 - Food and Beverage Tasters and Graders	1	0.0%
7516	7516 - Tobacco Preparers and Tobacco Products Makers	0	
7521	7521 - Wood Treaters	1	0.0%
7522	7522 - Cabinet-makers and Related Workers	97	0.5%
7523	7523 - Woodworking Machine Tool Setters and Operators	22	0.1%
7531	7531 - Tailors, Dressmakers, Furriers and Hatters	849	4.6%
7532	7532 - Garment and Related Patternmakers and Cutters	0	
7533	7533 - Sewing, Embroidery and Related Workers	13	0.1%
7534	7534 - Upholsterers and Related Workers	4	0.0%
7535	7535 - Pelt Dressers, Tanners and Fellmongers	0	
7536	7536 - Shoemakers and Related Workers	34	0.2%
7541	7541 - Underwater Divers	1	0.0%
7542	7542 - Shotfirers and Blasters	0	
7543	7543 - Product Graders and Testers (excluding Foods and Beve	1	0.0%
7544	7544 - Fumigators and Other Pest and Weed Controllers	2	0.0%
7549	7549 - Craft and Related Workers Not Elsewhere Classified	0	
8111	8111 - Miners and Quarriers	9	0.0%

mjj2cclean: primary job isco clean

Value	Label	Cases	Percentage
8112	8112 - Mineral and Stone Processing Plant Operators	2	0.0%
8113	8113 - Well Drillers and Borers and Related Workers	3	0.0%
8114	8114 - Cement, Stone and Other Mineral Products Machine Oper	7	0.0%
8121	8121 - Metal Processing Plant Operators	0	
8122	8122 - Metal Finishing, Plating and Coating Machine Operator	0	
8131	8131 - Chemical Products Plant and Machine Operators	15	0.1%
8132	8132 - Photographic Products Machine Operators	4	0.0%
8141	8141 - Rubber Products Machine Operators	22	0.1%
8142	8142 - Plastic Products Machine Operators	2	0.0%
8143	8143 - Paper Products Machine Operators	0	
8151	8151 - Fibre Preparing, Spinning and Winding Machine Operato	1	0.0%
8152	8152 - Weaving and Knitting Machine Operators	31	0.2%
8153	8153 - Sewing Machine Operators	7	0.0%
8154	8154 - Bleaching, Dyeing and Fabric Cleaning Machine Operato	0	
8155	8155 - Fur and Leather Preparing Machine Operators	0	
8156	8156 - Shoemaking and Related Machine Operators	1	0.0%
8157	8157 - Laundry Machine Operators	9	0.0%
8159	8159 - Textile, Fur and Leather Products Machine Operators N	0	
8160	8160 - Food and Related Products Machine Operators	156	0.8%
8171	8171 - Pulp and Papermaking Plant Operators	0	
8172	8172 - Wood Processing Plant Operators	22	0.1%
8181	8181 - Glass and Ceramics Plant Operators	1	0.0%
8182	8182 - Steam Engine and Boiler Operators	0	
8183	8183 - Packing, Bottling and Labelling Machine Operators	7	0.0%
8189	8189 - Stationary Plant and Machine Operators Not Elsewhere	0	
8211	8211 - Mechanical Machinery Assemblers	1	0.0%
8212	8212 - Electrical and Electronic Equipment Assemblers	2	0.0%
8219	8219 - Assemblers Not Elsewhere Classified	2	0.0%
8311	8311 - Locomotive Engine Drivers	0	
8312	8312 - Railway Brake, Signal and Switch Operators	0	
8321	8321 - Motorcycle Drivers	446	2.4%
8322	8322 - Car, Taxi and Van Drivers	164	0.9%
8331	8331 - Bus and Tram Drivers	119	0.6%
8332	8332 - Heavy Truck and Lorry Drivers	71	0.4%
8341	8341 - Mobile Farm and Forestry Plant Operators	2	0.0%
8342	8342 - Earthmoving and Related Plant Operators	2	0.0%
8343	8343 - Crane, Hoist and Related Plant Operators	1	0.0%
8344	8344 - Lifting Truck Operators	0	
8350	8350 - Ships' Deck Crews and Related Workers	4	0.0%
9111	9111 - Domestic Cleaners and Helpers	17	0.1%
9112	9112 - Cleaners and Helpers in Offices, Hotels and Other Est	44	0.2%
9121	9121 - Hand Launderers and Pressers	36	0.2%
9122	9122 - Vehicle Cleaners	13	0.1%
9123	9123 - Window Cleaners	0	
9129	9129 - Other Cleaning Workers	0	

# mjj2cclean: primary job isco clean			
Value	Label	Cases	Percentage
9211	9211 - Crop Farm Labourers	297	1.6%
9212	9212 - Livestock Farm Labourers	30	0.2%
9213	9213 - Mixed Crop and Livestock Farm Labourers	61	0.3%
9214	9214 - Garden and Horticultural Labourers	2	0.0%
9215	9215 - Forestry Labourers	5	0.0%
9216	9216 - Fishery and Aquaculture Labourers	11	0.1%
9311	9311 - Mining and Quarrying Labourers	18	0.1%
9312	9312 - Civil Engineering Labourers	2	0.0%
9313	9313 - Building Construction Labourers	102	0.6%
9321	9321 - Hand Packers	8	0.0%
9329	9329 - Manufacturing Labourers Not Elsewhere Classified	14	0.1%
9331	9331 - Hand and Pedal Vehicle Drivers	6	0.0%
9332	9332 - Drivers of Animal-drawn Vehicles and Machinery	0	
9333	9333 - Freight Handlers	8	0.0%
9334	9334 - Shelf Fillers	0	
9411	9411 - Fast Food Preparers	501	2.7%
9412	9412 - Kitchen Helpers	3	0.0%
9510	9510 - Street and Related Services Workers	5	0.0%
9520	9520 - Street Vendors (excluding Food)	76	0.4%
9611	9611 - Garbage and Recycling Collectors	2	0.0%
9612	9612 - Refuse Sorters	2	0.0%
9613	9613 - Sweepers and Related Labourers	10	0.1%
9621	9621 - Messengers, Package Deliverers and Luggage Porters	13	0.1%
9622	9622 - Odd-job Persons	2	0.0%
9623	9623 - Meter Readers and Vending-machine Collectors	0	
9624	9624 - Water and Firewood Collectors	16	0.1%
9629	9629 - Elementary Workers Not Elsewhere Classified	2	0.0%
9999	9999 - Not elsewhere classified	0	
Sysmiss		28076	
<i>Warning: these figures indicate the number of cases found in the data file. They cannot be interpreted as summary statistics of the population of interest.</i>			
# mjj3ccleansection: primary job isic section clean			
Information	[Type= discrete] [Format=numeric] [Range= 1-20] [Missing=*]		
Statistics [NW/ W]	[Valid=18541 /-] [Invalid=28077 /-]		
Literal question	Primary job ISIC section		
Value	Label	Cases	Percentage
1	01 Agriculture forestry and fishing	6478	34.9%
2	02 Mining and quarrying	46	0.2%
3	03 Manufacturing	2098	11.3%
4	04 Electricity gas steam air con	11	0.1%
5	05 Water supply sewerage waste mgmt	18	0.1%
6	06 Construction	621	3.3%
7	07 Wholesale and retail trade	4800	25.9%
8	08 Transport storage	815	4.4%
9	09 Accommodation food services	1268	6.8%

# mjj3ccleansection: primary job isic section clean			
Value	Label	Cases	Percentage
10	10 Information and communication	62	0.3%
11	11 Financial and insurance	92	0.5%
12	12 Real estate	41	0.2%
13	13 Professional scientific technical	107	0.6%
14	14 Admin support service	183	1.0%
15	15 Public admin defence social security	226	1.2%
16	16 Education	675	3.6%
17	17 Human health social work	247	1.3%
18	18 Arts entertainment recreation	54	0.3%
19	19 Other service activities	664	3.6%
20	20 Households as employers	35	0.2%
Systemmiss		28077	
<i>Warning: these figures indicate the number of cases found in the data file. They cannot be interpreted as summary statistics of the population of interest.</i>			
# mjj3cclean: primary job isic clean			
Information	[Type= discrete] [Format=numeric] [Range= 111-9999] [Missing=*]		
Statistics [NW/ W]	[Valid=18541 /-] [Invalid=28077 /-]		
Literal question	Primary job ISIC		
Value	Label	Cases	Percentage
111	0111 - Growing of cereals (except rice), leguminous crops an	1863	10.0%
112	0112 - Growing of rice	322	1.7%
113	0113 - Growing of vegetables and melons, roots and tubers	1914	10.3%
114	0114 - Growing of sugar cane	6	0.0%
115	0115 - Growing of tobacco	2	0.0%
116	0116 - Growing of fibre crops	0	
119	0119 - Growing of other non-perennial crops	704	3.8%
121	0121 - Growing of grapes	0	
122	0122 - Growing of tropical and subtropical fruits	48	0.3%
123	0123 - Growing of citrus fruits	1	0.0%
124	0124 - Growing of pome fruits and stone fruits	0	
125	0125 - Growing of other tree and bush fruits and nuts	76	0.4%
126	0126 - Growing of oleaginous fruits	21	0.1%
127	0127 - Growing of beverage crops	88	0.5%
128	0128 - Growing of spices, aromatic, drug and pharmaceutical	4	0.0%
129	0129 - Growing of other perennial crops	18	0.1%
130	0130 - Plant propagation	1	0.0%
141	0141 - Raising of cattle and buffaloes	179	1.0%
142	0142 - Raising of horses and other equines	0	
143	0143 - Raising of camels and camelids	1	0.0%
144	0144 - Raising of sheep and goats	341	1.8%
145	0145 - Raising of swine/pigs	11	0.1%
146	0146 - Raising of poultry	96	0.5%
149	0149 - Raising of other animals	7	0.0%
150	0150 - Mixed farming	578	3.1%
161	0161 - Support activities for crop production	50	0.3%

mjj3cclean: primary job isic clean

Value	Label	Cases	Percentage
162	0162 - Support activities for animal production	4	0.0%
163	0163 - Post-harvest crop activities	34	0.2%
164	0164 - Seed processing for propagation	2	0.0%
170	0170 - Hunting, trapping and related service activities	5	0.0%
210	0210 - Silviculture and other forestry activities	0	
220	0220 - Logging	14	0.1%
230	0230 - Gathering of non-wood forest products	1	0.0%
240	0240 - Support services to forestry	6	0.0%
311	0311 - Marine fishing	2	0.0%
312	0312 - Freshwater fishing	65	0.4%
321	0321 - Marine aquaculture	1	0.0%
322	0322 - Freshwater aquaculture	13	0.1%
510	0510 - Mining of hard coal	1	0.0%
520	0520 - Mining of lignite	2	0.0%
610	0610 - Extraction of crude petroleum	3	0.0%
620	0620 - Extraction of natural gas	0	
710	0710 - Mining of iron ores	1	0.0%
721	0721 - Mining of uranium and thorium ores	2	0.0%
729	0729 - Mining of other non-ferrous metal ores	10	0.1%
810	0810 - Quarrying of stone, sand and clay	13	0.1%
891	0891 - Mining of chemical and fertilizer minerals	0	
892	0892 - Extraction of peat	0	
893	0893 - Extraction of salt	0	
899	0899 - Other mining and quarrying n.e.c.	11	0.1%
910	0910 - Support activities for petroleum and natural gas extr	3	0.0%
990	0990 - Support activities for other mining and quarrying	0	
1010	1010 - Processing and preserving of meat	36	0.2%
1020	1020 - Processing and preserving of fish, crustaceans and mo	23	0.1%
1030	1030 - Processing and preserving of fruit and vegetables	25	0.1%
1040	1040 - Manufacture of vegetable and animal oils and fats	77	0.4%
1050	1050 - Manufacture of dairy products	10	0.1%
1061	1061 - Manufacture of grain mill products	81	0.4%
1062	1062 - Manufacture of starches and starch products	3	0.0%
1071	1071 - Manufacture of bakery products	59	0.3%
1072	1072 - Manufacture of sugar	0	
1073	1073 - Manufacture of cocoa, chocolate and sugar confectione	0	
1074	1074 - Manufacture of macaroni, noodles, couscous and simila	2	0.0%
1075	1075 - Manufacture of prepared meals and dishes	1	0.0%
1079	1079 - Manufacture of other food products n.e.c.,	40	0.2%
1080	1080 - Manufacture of prepared animal feeds	2	0.0%
1101	1101 - Distilling, rectifying and blending of spirits	4	0.0%
1102	1102 - Manufacture of wines	16	0.1%
1103	1103 - Manufacture of malt liquors and malt	6	0.0%
1104	1104 - Manufacture of soft drinks; production of mineral wat	17	0.1%
1200	1200 - Manufacture of tobacco products	0	

mjj3cclean: primary job isic clean

Value	Label	Cases	Percentage
1311	1311 - Preparation and spinning of textile fibres	0	
1312	1312 - Weaving of textiles	33	0.2%
1313	1313 - Finishing of textiles	2	0.0%
1391	1391 - Manufacture of knitted and crocheted fabrics	13	0.1%
1392	1392 - Manufacture of made-up textile articles, except appar	43	0.2%
1393	1393 - Manufacture of carpets and rugs	10	0.1%
1394	1394 - Manufacture of cordage, rope, twine and netting	66	0.4%
1399	1399 - Manufacture of other textiles n.e.c.	7	0.0%
1410	1410 - Manufacture of wearing apparel, except fur apparel	852	4.6%
1420	1420 - Manufacture of articles of fur	0	
1430	1430 - Manufacture of knitted and crocheted apparel	9	0.0%
1511	1511 - Tanning and dressing of leather; dressing and dyeing	1	0.0%
1512	1512 - Manufacture of luggage, handbags and the like, saddle	14	0.1%
1520	1520 - Manufacture of footwear	18	0.1%
1610	1610 - Sawmilling and planing of wood	50	0.3%
1621	1621 - Manufacture of veneer sheets and wood-based panels	0	
1622	1622 - Manufacture of builders' carpentry and joinery	58	0.3%
1623	1623 - Manufacture of wooden containers	0	
1629	1629 - Manufacture of other products of wood; manufacture of	40	0.2%
1701	1701 - Manufacture of pulp, paper and paperboard	0	
1702	1702 - Manufacture of corrugated paper and paperboard and of	0	
1709	1709 - Manufacture of other articles of paper and paperboard	2	0.0%
1811	1811 - Printing	21	0.1%
1812	1812 - Service activities related to printing	7	0.0%
1820	1820 - Reproduction of recorded media	0	
1910	1910 - Manufacture of coke oven products	0	
1920	1920 - Manufacture of refined petroleum products	1	0.0%
2011	2011 - Manufacture of basic chemicals	0	
2012	2012 - Manufacture of fertilizers and nitrogen compounds	1	0.0%
2013	2013 - Manufacture of plastics and synthetic rubber in prima	4	0.0%
2021	2021 - Manufacture of pesticides and other agrochemical prod	4	0.0%
2022	2022 - Manufacture of paints, varnishes and similar coatings	7	0.0%
2023	2023 - Manufacture of soap and detergents, cleaning and poli	29	0.2%
2029	2029 - Manufacture of other chemical products n.e.c.	0	
2030	2030 - Manufacture of man-made fibres	1	0.0%
2100	2100 - Manufacture of pharmaceuticals, medicinal chemical an	10	0.1%
2211	2211 - Manufacture of rubber tyres and tubes; retreading and	0	
2219	2219 - Manufacture of other rubber products	5	0.0%
2220	2220 - Manufacture of plastics products	5	0.0%
2310	2310 - Manufacture of glass and glass products	3	0.0%
2391	2391 - Manufacture of refractory products	2	0.0%
2392	2392 - Manufacture of clay building materials	10	0.1%
2393	2393 - Manufacture of other porcelain and ceramic products	0	
2394	2394 - Manufacture of cement, lime and plaster	6	0.0%
2395	2395 - Manufacture of articles of concrete, cement and plast	25	0.1%

mjj3cclean: primary job isic clean

Value	Label	Cases	Percentage
2396	2396 - Cutting, shaping and finishing of stone	0	
2399	2399 - Manufacture of other non-metallic mineral products n.	0	
2410	2410 - Manufacture of basic iron and steel	3	0.0%
2420	2420 - Manufacture of basic precious and other non-ferrous m	6	0.0%
2431	2431 - Casting of iron and steel	4	0.0%
2432	2432 - Casting of non-ferrous metals	0	
2511	2511 - Manufacture of structural metal products	73	0.4%
2512	2512 - Manufacture of tanks, reservoirs and containers of me	3	0.0%
2513	2513 - Manufacture of steam generators, except central heati	0	
2520	2520 - Manufacture of weapons and ammunition	0	
2591	2591 - Forging, pressing, stamping and roll-forming of metal	8	0.0%
2592	2592 - Treatment and coating of metals; machining	0	
2593	2593 - Manufacture of cutlery, hand tools and general hardwa	22	0.1%
2599	2599 - Manufacture of other fabricated metal products n.e.c.	26	0.1%
2610	2610 - Manufacture of electronic components and boards	0	
2620	2620 - Manufacture of computers and peripheral equipment	0	
2630	2630 - Manufacture of communication equipment	0	
2640	2640 - Manufacture of consumer electronics	0	
2651	2651 - Manufacture of measuring, testing, navigating and con	0	
2652	2652 - Manufacture of watches and clocks	0	
2660	2660 - Manufacture of irradiation, electromedical and electr	0	
2670	2670 - Manufacture of optical instruments and photographic e	0	
2680	2680 - Manufacture of magnetic and optical media	0	
2710	2710 - Manufacture of electric motors, generators, transform	0	
2720	2720 - Manufacture of batteries and accumulators	0	
2731	2731 - Manufacture of fibre optic cables	0	
2732	2732 - Manufacture of other electronic and electric wires an	0	
2733	2733 - Manufacture of wiring devices	0	
2740	2740 - Manufacture of electric lighting equipment	0	
2750	2750 - Manufacture of domestic appliances	0	
2790	2790 - Manufacture of other electrical equipment	1	0.0%
2811	2811 - Manufacture of engines and turbines, except aircraft,	0	
2812	2812 - Manufacture of fluid power equipment	0	
2813	2813 - Manufacture of other pumps, compressors, taps and val	0	
2814	2814 - Manufacture of bearings, gears, gearing and driving e	0	
2815	2815 - Manufacture of ovens, furnaces and furnace burners	0	
2816	2816 - Manufacture of lifting and handling equipment	0	
2817	2817 - Manufacture of office machinery and equipment (except	0	
2818	2818 - Manufacture of power-driven hand tools	0	
2819	2819 - Manufacture of other general-purpose machinery	0	
2821	2821 - Manufacture of agricultural and forestry machinery	0	
2822	2822 - Manufacture of metal-forming machinery and machine to	2	0.0%
2823	2823 - Manufacture of machinery for metallurgy	0	
2824	2824 - Manufacture of machinery for mining, quarrying and co	0	
2825	2825 - Manufacture of machinery for food, beverage and tobac	4	0.0%

mjj3cclean: primary job isic clean

Value	Label	Cases	Percentage
2826	2826 - Manufacture of machinery for textile, apparel and lea	1	0.0%
2829	2829 - Manufacture of other special-purpose machinery	0	
2910	2910 - Manufacture of motor vehicles	0	
2920	2920 - Manufacture of bodies (coachwork) for motor vehicles;	0	
2930	2930 - Manufacture of parts and accessories for motor vehicl	0	
3011	3011 - Building of ships and floating structures	1	0.0%
3012	3012 - Building of pleasure and sporting boats	0	
3020	3020 - Manufacture of railway locomotives and rolling stock	0	
3030	3030 - Manufacture of air and spacecraft and related machine	0	
3040	3040 - Manufacture of military fighting vehicles	0	
3091	3091 - Manufacture of motorcycles	0	
3092	3092 - Manufacture of bicycles and invalid carriages	0	
3099	3099 - Manufacture of other transport equipment n.e.c.	0	
3100	3100 - Manufacture of furniture	108	0.6%
3211	3211 - Manufacture of jewellery and related articles	1	0.0%
3212	3212 - Manufacture of imitation jewellery and related articl	1	0.0%
3220	3220 - Manufacture of musical instruments	0	
3230	3230 - Manufacture of sports goods	0	
3240	3240 - Manufacture of games and toys	0	
3250	3250 - Manufacture of medical and dental instruments and sup	0	
3290	3290 - Other manufacturing n.e.c.	2	0.0%
3311	3311 - Repair of fabricated metal products	10	0.1%
3312	3312 - Repair of machinery	6	0.0%
3313	3313 - Repair of electronic and optical equipment	5	0.0%
3314	3314 - Repair of electrical equipment	41	0.2%
3315	3315 - Repair of transport equipment, except motor vehicles	7	0.0%
3319	3319 - Repair of other equipment	2	0.0%
3320	3320 - Installation of industrial machinery and equipment	0	
3510	3510 - Electric power generation, transmission and distribut	10	0.1%
3520	3520 - Manufacture of gas; distribution of gaseous fuels thr	1	0.0%
3530	3530 - Steam and air conditioning supply	0	
3600	3600 - Water collection, treatment and supply	12	0.1%
3700	3700 - Sewerage	1	0.0%
3811	3811 - Collection of non-hazardous waste	2	0.0%
3812	3812 - Collection of hazardous waste	0	
3821	3821 - Treatment and disposal of non-hazardous waste	0	
3822	3822 - Treatment and disposal of hazardous waste	0	
3830	3830 - Materials recovery	0	
3900	3900 - Remediation activities and other waste management ser	3	0.0%
4100	4100 - Construction of buildings	346	1.9%
4210	4210 - Construction of roads and railways	16	0.1%
4220	4220 - Construction of utility projects	2	0.0%
4290	4290 - Construction of other civil engineering projects	6	0.0%
4311	4311 - Demolition	0	
4312	4312 - Site preparation	1	0.0%

mjj3cclean: primary job isic clean

Value	Label	Cases	Percentage
4321	4321 - Electrical installation	66	0.4%
4322	4322 - Plumbing, heat and air-conditioning installation	33	0.2%
4329	4329 - Other construction installation	0	
4330	4330 - Building completion and finishing	136	0.7%
4390	4390 - Other specialized construction activities	15	0.1%
4510	4510 - Sale of motor vehicles	18	0.1%
4520	4520 - Maintenance and repair of motor vehicles	205	1.1%
4530	4530 - Sale of motor vehicle parts and accessories	42	0.2%
4540	4540 - Sale, maintenance and repair of motorcycles and relat	88	0.5%
4610	4610 - Wholesale on a fee or contract basis	0	
4620	4620 - Wholesale of agricultural raw materials and live anim	66	0.4%
4630	4630 - Wholesale of food, beverages and tobacco	80	0.4%
4641	4641 - Wholesale of textiles, clothing and footwear	17	0.1%
4649	4649 - Wholesale of other household goods	8	0.0%
4651	4651 - Wholesale of computers, computer peripheral equipment	0	
4652	4652 - Wholesale of electronic and telecommunications equipm	4	0.0%
4653	4653 - Wholesale of agricultural machinery, equipment and su	1	0.0%
4659	4659 - Wholesale of other machinery and equipment	1	0.0%
4661	4661 - Wholesale of solid, liquid and gaseous fuels and rela	13	0.1%
4662	4662 - Wholesale of metals and metal ores	6	0.0%
4663	4663 - Wholesale of construction materials, hardware, plumbi	51	0.3%
4669	4669 - Wholesale of waste and scrap and other products n.e.c	25	0.1%
4690	4690 - Non-specialized wholesale trade	2	0.0%
4711	4711 - Retail sale in non-specialized stores with food, beve	1023	5.5%
4719	4719 - Other retail sale in non-specialized stores	64	0.3%
4721	4721 - Retail sale of food in specialized stores	733	4.0%
4722	4722 - Retail sale of beverages in specialized stores	194	1.0%
4723	4723 - Retail sale of tobacco products in specialized stores	4	0.0%
4730	4730 - Retail sale of automotive fuel in specialized stores	65	0.4%
4741	4741 - Retail sale of computers, peripheral units, software	32	0.2%
4742	4742 - Retail sale of audio and video equipment in specializ	5	0.0%
4751	4751 - Retail sale of textiles in specialized stores	54	0.3%
4752	4752 - Retail sale of hardware, paints and glass in speciali	20	0.1%
4753	4753 - Retail sale of carpets, rugs, wall and floor covering	6	0.0%
4759	4759 - Retail sale of electrical household appliances, furni	53	0.3%
4761	4761 - Retail sale of books, newspapers and stationary in sp	12	0.1%
4762	4762 - Retail sale of music and video recordings in speciali	1	0.0%
4763	4763 - Retail sale of sporting equipment in specialized stor	0	
4764	4764 - Retail sale of games and toys in specialized stores	5	0.0%
4771	4771 - Retail sale of clothing, footwear and leather article	188	1.0%
4772	4772 - Retail sale of pharmaceutical and medical goods, cosm	191	1.0%
4773	4773 - Other retail sale of new goods in specialized stores	115	0.6%
4774	4774 - Retail sale of second-hand goods	92	0.5%
4781	4781 - Retail sale via stalls and markets of food, beverages	1009	5.4%
4782	4782 - Retail sale via stalls and markets of textiles, cloth	77	0.4%

mjj3cclean: primary job isic clean

Value	Label	Cases	Percentage
4789	4789 - Retail sale via stalls and markets of other goods	94	0.5%
4791	4791 - Retail sale via mail order houses or via Internet	18	0.1%
4799	4799 - Other retail sale not in stores, stalls or markets	118	0.6%
4911	4911 - Passenger rail transport, interurban	0	
4912	4912 - Freight rail transport	0	
4921	4921 - Urban and suburban passenger land transport	711	3.8%
4922	4922 - Other passenger land transport	3	0.0%
4923	4923 - Freight transport by road	64	0.3%
4930	4930 - Transport via pipeline	0	
5011	5011 - Sea and coastal passenger water transport	2	0.0%
5012	5012 - Sea and coastal freight water transport	1	0.0%
5021	5021 - Inland passenger water transport	3	0.0%
5022	5022 - Inland freight water transport	1	0.0%
5110	5110 - Passenger air transport	1	0.0%
5120	5120 - Freight air transport	2	0.0%
5210	5210 - Warehousing and storage	0	
5221	5221 - Service activities incidental to land transportation	8	0.0%
5222	5222 - Service activities incidental to water transportation	1	0.0%
5223	5223 - Service activities incidental to air transportation	1	0.0%
5224	5224 - Cargo handling	4	0.0%
5229	5229 - Other transportation support activities	9	0.0%
5310	5310 - Postal activities	0	
5320	5320 - Courier activities	4	0.0%
5510	5510 - Short term accommodation activities	21	0.1%
5520	5520 - Camping grounds, recreational vehicle parks and trail	0	
5590	5590 - Other accommodation	1	0.0%
5610	5610 - Restaurants and mobile food service activities	1169	6.3%
5621	5621 - Event catering	29	0.2%
5629	5629 - Other food service activities	31	0.2%
5630	5630 - Beverage serving activities	17	0.1%
5811	5811 - Book publishing	1	0.0%
5812	5812 - Publishing of directories and mailing lists	0	
5813	5813 - Publishing of newspapers, journals and periodicals	4	0.0%
5819	5819 - Other publishing activities	1	0.0%
5820	5820 - Software publishing	0	
5911	5911 - Motion picture, video and television programme produc	2	0.0%
5912	5912 - Motion picture, video and television programme post-p	0	
5913	5913 - Motion picture, video and television programme distri	0	
5914	5914 - Motion picture projection activities	3	0.0%
5920	5920 - Sound recording and music publishing activities	4	0.0%
6010	6010 - Radio broadcasting	2	0.0%
6020	6020 - Television programming and broadcasting activities	3	0.0%
6110	6110 - Wired telecommunications activities	1	0.0%
6120	6120 - Wireless telecommunications activities	6	0.0%
6130	6130 - Satellite telecommunications activities	6	0.0%

mjj3cclean: primary job isic clean

Value	Label	Cases	Percentage
6190	6190 - Other telecommunications activities	5	0.0%
6201	6201 - Computer programming activities	10	0.1%
6202	6202 - Computer consultancy and computer facilities managemen	1	0.0%
6209	6209 - Other information technology and computer service act	5	0.0%
6311	6311 - Data processing, hosting and related activities	3	0.0%
6312	6312 - Web portals	2	0.0%
6391	6391 - News agency activities	2	0.0%
6399	6399 - Other information service activities n.e.c.	1	0.0%
6411	6411 - Central banking	1	0.0%
6419	6419 - Other monetary intermediation	44	0.2%
6420	6420 - Activities of holding companies	0	
6430	6430 - Trusts, funds and similar financial entities	0	
6491	6491 - Financial leasing	5	0.0%
6492	6492 - Other credit granting	2	0.0%
6499	6499 - Other financial service activities, except insurance	25	0.1%
6511	6511 - Life insurance	1	0.0%
6512	6512 - Non-life insurance	0	
6520	6520 - Reinsurance	0	
6530	6530 - Pension funding	1	0.0%
6611	6611 - Administration of financial markets	1	0.0%
6612	6612 - Security and commodity contracts brokerage	1	0.0%
6619	6619 - Other activities auxiliary to financial service activ	10	0.1%
6621	6621 - Risk and damage evaluation	0	
6622	6622 - Activities of insurance agents and brokers	1	0.0%
6629	6629 - Other activities auxiliary to insurance and pension f	0	
6630	6630 - Fund management activities	0	
6810	6810 - Real estate activities with own or leased property	25	0.1%
6820	6820 - Real estate activities on a fee or contract basis	16	0.1%
6910	6910 - Legal activities	29	0.2%
6920	6920 - Accounting, bookkeeping and auditing activities; tax	19	0.1%
7010	7010 - Activities of head offices	0	
7020	7020 - Management consultancy activities	1	0.0%
7110	7110 - Architectural and engineering activities and related	8	0.0%
7120	7120 - Technical testing and analysis	1	0.0%
7210	7210 - Research and experimental development on natural scie	2	0.0%
7220	7220 - Research and experimental development on social scien	2	0.0%
7310	7310 - Advertising	0	
7320	7320 - Market research and public opinion polling	0	
7410	7410 - Specialized design activities	20	0.1%
7420	7420 - Photographic activities	18	0.1%
7490	7490 - Other professional, scientific and technical activiti	2	0.0%
7500	7500 - Veterinary activities	5	0.0%
7710	7710 - Renting and leasing of motor vehicles	0	
7721	7721 - Renting and leasing of recreational and sports goods	0	
7722	7722 - Renting of video tapes and disks	0	

mjj3cclean: primary job isic clean

Value	Label	Cases	Percentage
7729	7729 - Renting and leasing of other personal and household g	7	0.0%
7730	7730 - Renting and leasing of other machinery, equipment and	4	0.0%
7740	7740 - Leasing of intellectual property and similar products	0	
7810	7810 - Activities of employment placement agencies	0	
7820	7820 - Temporary employment agency activities	0	
7830	7830 - Other human resources provision	0	
7911	7911 - Travel agency activities	2	0.0%
7912	7912 - Tour operator activities	0	
7990	7990 - Other reservation service and related activities	0	
8010	8010 - Private security activities	87	0.5%
8020	8020 - Security systems service activities	10	0.1%
8030	8030 - Investigation activities	1	0.0%
8110	8110 - Combined facilities support activities	0	
8121	8121 - General cleaning of buildings	16	0.1%
8129	8129 - Other building and industrial cleaning activities	7	0.0%
8130	8130 - Landscape care and maintenance service activities	8	0.0%
8211	8211 - Combined office administrative service activities	13	0.1%
8219	8219 - Photocopying, document preparation and other speciali	17	0.1%
8220	8220 - Activities of call centres	1	0.0%
8230	8230 - Organization of conventions and trade shows	1	0.0%
8291	8291 - Activities of collection agencies and credit bureaus	0	
8292	8292 - Packaging activities	6	0.0%
8299	8299 - Other business support service activities n.e.c.	3	0.0%
8411	8411 - General public administration activities	114	0.6%
8412	8412 - Regulation of the activities of providing health care	29	0.2%
8413	8413 - Regulation of and contribution to more efficient oper	0	
8421	8421 - Foreign affairs	0	
8422	8422 - Defence activities	9	0.0%
8423	8423 - Public order and safety activities	72	0.4%
8430	8430 - Compulsory social security activities	2	0.0%
8510	8510 - Pre-primary and primary education	392	2.1%
8521	8521 - General secondary education	179	1.0%
8522	8522 - Technical and vocational secondary education	5	0.0%
8530	8530 - Higher education	67	0.4%
8541	8541 - Sports and recreation education	0	
8542	8542 - Cultural education	1	0.0%
8549	8549 - Other education n.e.c.	23	0.1%
8550	8550 - Educational support activities	8	0.0%
8610	8610 - Hospital activities	122	0.7%
8620	8620 - Medical and dental practice activities	14	0.1%
8690	8690 - Other human health activities	93	0.5%
8710	8710 - Residential nursing care facilities	7	0.0%
8720	8720 - Residential care activities for mental retardation, m	2	0.0%
8730	8730 - Residential care activities for the elderly and disab	1	0.0%
8790	8790 - Other residential care activities	3	0.0%

mjj3cclean: primary job isic clean

Value	Label	Cases	Percentage
8810	8810 - Social work activities without accommodation for the	1	0.0%
8890	8890 - Other social work activities without accommodation	4	0.0%
9000	9000 - Creative, arts and entertainment activities	24	0.1%
9101	9101 - Library and archives activities	4	0.0%
9102	9102 - Museums activities and operation of historical sites	1	0.0%
9103	9103 - Botanical and zoological gardens and nature reserves	0	
9200	9200 - Gambling and betting activities	15	0.1%
9311	9311 - Operation of sports facilities	1	0.0%
9312	9312 - Activities of sports clubs	8	0.0%
9319	9319 - Other sports activities	0	
9321	9321 - Activities of amusement parks and theme parks	0	
9329	9329 - Other amusement and recreation activities n.e.c.	1	0.0%
9411	9411 - Activities of business and employers membership organ	1	0.0%
9412	9412 - Activities of professional membership organizations	0	
9420	9420 - Activities of trade unions	2	0.0%
9491	9491 - Activities of religious organizations	106	0.6%
9492	9492 - Activities of political organizations	4	0.0%
9499	9499 - Activities of other membership organizations n.e.c.	0	
9511	9511 - Repair of computers and peripheral equipment	6	0.0%
9512	9512 - Repair of communication equipment	32	0.2%
9521	9521 - Repair of consumer electronics	6	0.0%
9522	9522 - Repair of household appliances and home and garden eq	6	0.0%
9523	9523 - Repair of footwear and leather goods	16	0.1%
9524	9524 - Repair of furniture and home furnishings	3	0.0%
9529	9529 - Repair of other personal and household goods	11	0.1%
9601	9601 - Washing and (dry-) cleaning of textile and fur produc	45	0.2%
9602	9602 - Hairdressing and other beauty treatment	419	2.3%
9603	9603 - Funeral and related activities	0	
9609	9609 - Other personal service activities n.e.c.	7	0.0%
9700	9700 - Activities of households as employers of domestic per	35	0.2%
9810	9810 - Undifferentiated goods-producing activities of privat	0	
9820	9820 - Undifferentiated service-producing activities of priv	0	
9900	9900 - Activities of extraterritorial organizations and bodi	0	
9999	9999 - Not elsewhere classified	0	
Sysmiss		28077	

Warning: these figures indicate the number of cases found in the data file. They cannot be interpreted as summary statistics of the population of interest.

mjj4: mjj4. in this main job, do you workâ€

Information	[Type= discrete] [Format=numeric] [Range= 1-5] [Missing=*]
Statistics [NW/ W]	[Valid=18542 /-] [Invalid=28076 /-]
Literal question	In this main job, do you (NAME) work?
Post-question	IF MJJ_4 = 1 GO TO MJJ_8a IF MJJ_4 = 2 GO TO MJJ_6 IF MJJ_4 = 4 GO TO MJJ_8a

# mjj4: mjj4. in this main job, do you workâ€			
		IF MJJ_4 = 5 GO TO MJJ_8a	
Value	Label	Cases	Percentage
1	As an employee	2609	14.1%
2	In your own business/farming activity	13458	72.6%
3	Helping in a household business	2029	10.9%
4	As an apprentice, intern	399	2.2%
5	Helping a household member who works for someone else	47	0.3%
Sysmiss		28076	
<i>Warning: these figures indicate the number of cases found in the data file. They cannot be interpreted as summary statistics of the population of interest.</i>			
# mjj5: who usually makes the decisions about the running of the household business?			
Information		[Type= discrete] [Format=numeric] [Range= 1-4] [Missing=*]	
Statistics [NW/ W]		[Valid=2029 /-] [Invalid=44589 /-]	
Literal question		Who usually makes the decisions about the running of the household business?	
Post-question		IF MJJ_5 = 3 GO TO MJJ_8b IF MJJ_5 = 4 GO TO MJJ_8b	
Value	Label	Cases	Percentage
1	Self	34	1.7%
2	Self together with others	698	34.4%
3	Other household member(s) only	1266	62.4%
4	Other person(s) only	31	1.5%
Sysmiss		44589	
<i>Warning: these figures indicate the number of cases found in the data file. They cannot be interpreted as summary statistics of the population of interest.</i>			
# mjj6: mjj6. does your (nameâ€™s) business hire any paid employees on a regular basis?			
Information		[Type= discrete] [Format=numeric] [Range= 1-2] [Missing=*]	
Statistics [NW/ W]		[Valid=14190 /-] [Invalid=32428 /-]	
Literal question		Does your (NAME'S) business hire any paid employees on a regular basis?	
Interviewer's instructions		The following set of questions is for those self-identified as self-employed (self-identified in MJJ_4)	
Value	Label	Cases	Percentage
1	YES	4012	28.3%
2	NO	10178	71.7%
Sysmiss		32428	
<i>Warning: these figures indicate the number of cases found in the data file. They cannot be interpreted as summary statistics of the population of interest.</i>			
# mjj7a: mjj7a. can (you/name) set the price of the products or services that offer			
Information		[Type= discrete] [Format=numeric] [Range= 1-2] [Missing=*]	
Statistics [NW/ W]		[Valid=14190 /-] [Invalid=32428 /-]	
Literal question		Can you (NAME) set the price of the products or services that you offer yourself?	
Post-question		IF MJJ_7a = 1 GO TO MJJ_9a	
Value	Label	Cases	Percentage
1	YES	11135	78.5%
2	NO	3055	21.5%
Sysmiss		32428	
<i>Warning: these figures indicate the number of cases found in the data file. They cannot be interpreted as summary statistics of the population of interest.</i>			

# mjj7b: mjj7b. why cannot you (name) set the price? is it because â€!?			
Information	[Type= discrete] [Format=numeric] [Range= 1-6] [Missing=*]		
Statistics [NW/ W]	[Valid=3055 /-] [Invalid=43563 /-]		
Literal question	Why cannot you (NAME) set the price? Is it because?		
Post-question	IF MJJ_7a = 1 GO TO MJJ_9a IF MJJ_7a = 2 GO TO MJJ_9a IF MJJ_7a = 3 GO TO MJJ_9a IF MJJ_7a = 4 GO TO MJJ_9a IF MJJ_7a = 5 GO TO MJJ_9a		
Interviewer's instructions	READ OPTION		
Value	Label	Cases	Percentage
1	Another enterprise or agent sets the price	60	2.0%
2	Prices are set by the customer(s) (a take it or leave it off	110	3.6%
3	Government defines the price by law/regulation	20	0.7%
4	Prices are negotiated with the customer	1325	43.4%
5	Itâ€™s the going rate on the market	1492	48.8%
6	Other (specify)	48	1.6%
Sysmiss		43563	
<i>Warning: these figures indicate the number of cases found in the data file. They cannot be interpreted as summary statistics of the population of interest.</i>			
# mjj7both: mjj7b.others			
Information	[Type= discrete] [Format=character] [Missing=*]		
Statistics [NW/ W]	[Valid=48 /-] [Invalid=0 /-]		
Pre-question	Why cannot you (NAME) set the price? Is it because?		
Literal question	Others		
Post-question	IF MJJ_7a = 6 GO TO MJJ_9a		
Value	Label	Cases	Percentage
ACCORDING TO THE RESPONDENT, IT IS A RELIGIOUS ORGANIZATION THEY ARE NOT INTO BUYING AND SELLING		1	2.1%
ALL IS CONSUMED DOMESTICALLY		1	2.1%
ANOTHER PERSON IN THE HOUSEHOLD, (MY WIFE)		1	2.1%
ASSOCIATION'S PRICE LIST IS GIVEN TO EACH MEMBERS		1	2.1%

mjj7boths: mjj7b.others

Value	Label	Cases	Percentage
BECAUSE SHE IS A PROPHETS IN THE CHURCH SO SHE CAN NOT SET THE PRICE.		1	2.1%
BOTH HER HUSBAND AND SHE SET THE PRICE.		1	2.1%
CHURCH OFFERINGS AND TITHES		1	2.1%
FARM OWNED BY THE HEAD OF FAMILY		1	2.1%
FARM OWNED BY THE HEAD OF THE FAMILY		1	2.1%
HE INSISTED IT IS GOD'S BUSINESS AND IT IS NOT BOUGHT		1	2.1%
HE IS A PASTOR AND HE CANNOT SET THE PRICE		1	2.1%
HE LIVES BASE ON THE AMOUNT OF MONEY REALIZE IN EACH SERVICE PER WEAK.		1	2.1%
HEAD OF HOUSEHOLD SET THE PRICE		1	2.1%
HEAD OF HOUSEHOLD SET THE PRICE, AM HELPING IN THE FAMILY FARM BUSINESS		1	2.1%
HELPING HER MOTHER WITH HOUSE HOLD BUSINESS		1	2.1%
HELPING IN HOUSEHOLD BUSINESS		1	2.1%

mjj7boths: mjj7b.others

Value	Label	Cases	Percentage
HOUSEHOLD USE		1	2.1%
I DON'T HIRE ANYONE I DON'T CHARGE.		1	2.1%
IT DEPENDS ON THE AVAILABILITY OF WORK DONE PER WEEK OR MONTH		1	2.1%
IT IS BECAUSE MY CROPS ARE FOR CONSUMPTION ONLY		1	2.1%
IT IS A HOUSE HOLD WIFE ONLY		1	2.1%
IT IS A SPIRITUAL ACTIVITIES, BUT WILLINGLY GIVERS, ONE DON'T SET PRICE FOR THE WORKS OF GOD.		1	2.1%
IT'S A VOLUNTARY SERVICES,PART PAY WHAT THEY DEEM FIT.		1	2.1%
MY MOTHER SET THE PRICE		1	2.1%
NO HIRERING OF PEOPLE		1	2.1%
NO HIRING OF PEOPLE		4	8.3%
NO HIRING OF PEOPLE		2	4.2%
NO HIRING PEOPLE		1	2.1%
NO PAYMENT,FREE OF CHARGE		1	2.1%
NO PRICE		1	2.1%
PEOPLE VOLUNTARILY SHOW APPRECIATION WHEN MESSAGES		1	2.1%

mjj7boths: mjj7b.others

Value	Label	Cases	Percentage
ARE GIVEN TO THEM			
PRICE SET BY HEAD OF HOUSEHOLD		1	2.1%
PRICE SET BY THE HEAD OF HOUSEHOLD		1	2.1%
THE CHURCH DOES NOT CHARGE ANYBODY		1	2.1%
THE CHURCH DOES NOT CHARGE FOR ANY THING		1	2.1%
THE PRODUCTS ARE FOR HOUSEHOLD CONSUMPTION		3	6.2%
The Association sets prices and even issued us price list		1	2.1%
UNION		1	2.1%
WEEKLY MARKET		1	2.1%
WITH OTHER HOUSEHOLD MEMBERS		1	2.1%
fixed by union		1	2.1%
survives from offering		1	2.1%

Warning: these figures indicate the number of cases found in the data file. They cannot be interpreted as summary statistics of the population of interest.

mjj8a: mjj8a. in this job are you working in?

Information	[Type= discrete] [Format=numeric] [Range= 1-12] [Missing=*]
Statistics [NW/ W]	[Valid=3055 /-] [Invalid=43563 /-]
Pre-question	The following set of questions is for those identified as employees, apprentices, or those assisting household members (self identification)
Literal question	In this job are you (NAME) working in?
Interviewer's instructions	The following set of questions is for those identified as employees, apprentices, or those assisting household members (selfidentified inMJJ_4). Questions from MJJ_8d onward are also addressed to contributing household workers. READ OPTIONS

Value	Label	Cases	Percentage
1	Federal government	212	6.9%
2	State government	367	12.0%
3	Local government	231	7.6%
4	State-owned enterprise	28	0.9%
5	Private sector (including paid apprentices)	1890	61.9%
6	Farm(s)	127	4.2%

# mjj8a: mjj8a. in this job are you working in?			
Value	Label	Cases	Percentage
7	Household(s), as a domestic worker	117	3.8%
8	NGO	10	0.3%
9	Co-operatives	3	0.1%
10	International organization / Diplomatic mission	1	0.0%
11	Religious organization	55	1.8%
12	Other (specify)	14	0.5%
Sysmiss		43563	
<i>Warning: these figures indicate the number of cases found in the data file. They cannot be interpreted as summary statistics of the population of interest.</i>			
# mjj8aoths: mjj8a.others			
Information	[Type= discrete] [Format=character] [Missing=*]		
Statistics [NW/ W]	[Valid=14 /-] [Invalid=0 /-]		
Pre-question	In this job are you (NAME) working in?		
Literal question	Others		
Interviewer's instructions	<p>The following set of questions is for those identified as employees, apprentices, or those assisting household members (selfidentified inMJJ_4). Questions from MJJ_8d onward are also addressed to contributing household workers.</p> <p>READ OPTIONS</p>		
Value	Label	Cases	Percentage
Apprentice		1	7.1%
CLIENTS		1	7.1%
COMMUNITY		1	7.1%
COMMUNITY SERVICES		1	7.1%
EMPLOYED BY PARENTS TEACHERS ASSOCIATION AT FEDERAL GOVERNMENT GIRLS COLLEGE IPETUMODU.		1	7.1%
FEDERAL TEACHERS SCHEME (UBEC)		1	7.1%
FOR AN INDIVIDUAL		1	7.1%
HELP IN THE HOUSEHOLD BUSINESS		1	7.1%
INDIVIDUAL		1	7.1%
OWN BY A PRIVATE INDIVIDUAL		1	7.1%
PUBLIC SERVANT		1	7.1%
THE COMMUNITY EMPLOYED HER		1	7.1%

# mjj8aoths: mjj8a.others			
Value	Label	Cases	Percentage
WEAVING OF CAPS		1	7.1%
WORKING FOR ANOTHER HOUSEHOLD		1	7.1%
<i>Warning: these figures indicate the number of cases found in the data file. They cannot be interpreted as summary statistics of the population of interest.</i>			
# mjj8b_1: mjj8b. which of the following types of pay do you receive for this work?:a wage			
Information	[Type= discrete] [Format=numeric] [Range= 0-1] [Missing=*]		
Statistics [NW/ W]	[Valid=4352 /-] [Invalid=42266 /-]		
Pre-question	Which of the following types of pay do you receive for this work?		
Literal question	A wage or Salary?		
Interviewer's instructions	READ AND MARK ALL THAT APPLY		
Value	Label	Cases	Percentage
0	NO	2430	55.8%
1	YES	1922	44.2%
Sysmiss		42266	
<i>Warning: these figures indicate the number of cases found in the data file. They cannot be interpreted as summary statistics of the population of interest.</i>			
# mjj8b_2: mjj8b. which of the following types of pay do you receive for this work?:payment			
Information	[Type= discrete] [Format=numeric] [Range= 0-1] [Missing=*]		
Statistics [NW/ W]	[Valid=4352 /-] [Invalid=42266 /-]		
Pre-question	Which of the following types of pay do you receive for this work?		
Literal question	Payment by piece of work completed?		
Interviewer's instructions	READ AND MARK ALL THAT APPLY		
Value	Label	Cases	Percentage
0	NO	3876	89.1%
1	YES	476	10.9%
Sysmiss		42266	
<i>Warning: these figures indicate the number of cases found in the data file. They cannot be interpreted as summary statistics of the population of interest.</i>			
# mjj8b_3: mjj8b. which of the following types of pay do you receive for this work?:commiss			
Information	[Type= discrete] [Format=numeric] [Range= 0-1] [Missing=*]		
Statistics [NW/ W]	[Valid=4352 /-] [Invalid=42266 /-]		
Pre-question	Which of the following types of pay do you receive for this work?		
Literal question	Commissions?		
Interviewer's instructions	READ AND MARK ALL THAT APPLY		
Value	Label	Cases	Percentage
0	NO	4203	96.6%
1	YES	149	3.4%
Sysmiss		42266	
<i>Warning: these figures indicate the number of cases found in the data file. They cannot be interpreted as summary statistics of the population of interest.</i>			
# mjj8b_4: mjj8b. which of the following types of pay do you receive for this work?:tips			
Information	[Type= discrete] [Format=numeric] [Range= 0-1] [Missing=*]		
Statistics [NW/ W]	[Valid=4352 /-] [Invalid=42266 /-]		

# mjj8b_4: mjj8b. which of the following types of pay do you receive for this work?:tips			
Pre-question	Which of the following types of pay do you receive for this work?		
Literal question	Tips?		
Interviewer's instructions	READ AND MARK ALL THAT APPLY		
Value	Label	Cases	Percentage
0	NO	3835	88.1%
1	YES	517	11.9%
Sysmiss		42266	
<i>Warning: these figures indicate the number of cases found in the data file. They cannot be interpreted as summary statistics of the population of interest.</i>			
# mjj8b_5: mjj8b. which of the following types of pay do you receive for this work?:fees fo			
Information	[Type= discrete] [Format=numeric] [Range= 0-1] [Missing=*]		
Statistics [NW/ W]	[Valid=4352 /-] [Invalid=42266 /-]		
Pre-question	Which of the following types of pay do you receive for this work?		
Literal question	Fees for services provided?		
Interviewer's instructions	READ AND MARK ALL THAT APPLY		
Value	Label	Cases	Percentage
0	NO	4158	95.5%
1	YES	194	4.5%
Sysmiss		42266	
<i>Warning: these figures indicate the number of cases found in the data file. They cannot be interpreted as summary statistics of the population of interest.</i>			
# mjj8b_6: mjj8b. which of the following types of pay do you receive for this work?:payment			
Information	[Type= discrete] [Format=numeric] [Range= 0-1] [Missing=*]		
Statistics [NW/ W]	[Valid=4352 /-] [Invalid=42266 /-]		
Pre-question	Which of the following types of pay do you receive for this work?		
Literal question	Payment with meals or accomodatioin?		
Interviewer's instructions	READ AND MARK ALL THAT APPLY		
Value	Label	Cases	Percentage
0	NO	4260	97.9%
1	YES	92	2.1%
Sysmiss		42266	
<i>Warning: these figures indicate the number of cases found in the data file. They cannot be interpreted as summary statistics of the population of interest.</i>			
# mjj8b_7: mjj8b. which of the following types of pay do you receive for this work?:payment			
Information	[Type= discrete] [Format=numeric] [Range= 0-1] [Missing=*]		
Statistics [NW/ W]	[Valid=4352 /-] [Invalid=42266 /-]		
Pre-question	Which of the following types of pay do you receive for this work?		
Literal question	Payment in products?		
Interviewer's instructions	READ AND MARK ALL THAT APPLY		
Value	Label	Cases	Percentage
0	NO	4285	98.5%
1	YES	67	1.5%
Sysmiss		42266	
<i>Warning: these figures indicate the number of cases found in the data file. They cannot be interpreted as summary statistics of the population of interest.</i>			

# mjj8b_8: mjj8b. which of the following types of pay do you receive for this work?:other c			
Information	[Type= discrete] [Format=numeric] [Range= 0-1] [Missing=*]		
Statistics [NW/ W]	[Valid=4352 /-] [Invalid=42266 /-]		
Pre-question	Which of the following types of pay do you receive for this work?		
Literal question	OTHERS CASH PAYMENT (Specify)?		
Interviewer's instructions	READ AND MARK ALL THAT APPLY		
Value	Label	Cases	Percentage
0	NO	4340	99.7%
1	YES	12	0.3%
Sysmiss		42266	
<i>Warning: these figures indicate the number of cases found in the data file. They cannot be interpreted as summary statistics of the population of interest.</i>			
# mjj8b_9: mjj8b. which of the following types of pay do you receive for this work?:not pai			
Information	[Type= discrete] [Format=numeric] [Range= 0-1] [Missing=*]		
Statistics [NW/ W]	[Valid=4352 /-] [Invalid=42266 /-]		
Pre-question	Which of the following types of pay do you receive for this work?		
Literal question	NOT PAID?		
Post-question	IF MJJ_8b_9 = 1 GO TO MJJ_9a		
Interviewer's instructions	READ AND MARK ALL THAT APPLY		
Value	Label	Cases	Percentage
0	NO	3069	70.5%
1	YES	1283	29.5%
Sysmiss		42266	
<i>Warning: these figures indicate the number of cases found in the data file. They cannot be interpreted as summary statistics of the population of interest.</i>			
# mjj8both: mjj8b.others			
Information	[Type= discrete] [Format=character] [Missing=*]		
Statistics [NW/ W]	[Valid=12 /-]		
Pre-question	Which of the following types of pay do you receive for this work?		
Literal question	Others		
Interviewer's instructions	READ AND MARK ALL THAT APPLY		
# mjj8c: mjj8c. do you have a written contract or oral agreement for the work you do?			
Information	[Type= discrete] [Format=numeric] [Range= 1-97] [Missing=*]		
Statistics [NW/ W]	[Valid=3069 /-] [Invalid=43549 /-]		
Literal question	Do you (NAME) have a written contract or oral agreement for the work you do?		
Post-question	IF MJJ_8c = 3 GO TO MJJ_8j IF MJJ_8c = 97 GO TO MJJ_8j		
Value	Label	Cases	Percentage
1	YES, WRITTEN CONTRACT	1416	46.1%
2	YES, ORAL AGREEMENT	660	21.5%
3	NO	991	32.3%
97	DONâ€™T KNOW	2	0.1%
Sysmiss		43549	
<i>Warning: these figures indicate the number of cases found in the data file. They cannot be interpreted as summary statistics of the population of interest.</i>			

# mjj8d: mjj8d. does your contract or agreement specify the number of hours you are sup			
Information	[Type= discrete] [Format=numeric] [Range= 1-2] [Missing=*]		
Statistics [NW/ W]	[Valid=2076 /-] [Invalid=44542 /-]		
Literal question	Does your (NAME'S) contract or agreement specify the number of hours you are supposed to work?		
Post-question	IF MJJ_8d = 1 GO TO MJJ_8f		
Value	Label	Cases	Percentage
1	YES	1644	79.2%
2	NO	432	20.8%
Systemmiss		44542	
<i>Warning: these figures indicate the number of cases found in the data file. They cannot be interpreted as summary statistics of the population of interest.</i>			
# mjj8e: mjj8e. are you at least guaranteed that you will get some work or hours in your			
Information	[Type= discrete] [Format=numeric] [Range= 1-2] [Missing=*]		
Statistics [NW/ W]	[Valid=432 /-] [Invalid=46186 /-]		
Literal question	Are you (NAME) at least guaranteed that you will get some work or hours in your job?		
Post-question	IF MJJ_8e = 1 GO TO MJJ_8g IF MJJ_8e = 2 GO TO MJJ_8g		
Value	Label	Cases	Percentage
1	YES, MINIMUM HOURS OR WORK GUARANTEED	270	62.5%
2	CONTACTED WHEN NEEDED	162	37.5%
Systemmiss		46186	
<i>Warning: these figures indicate the number of cases found in the data file. They cannot be interpreted as summary statistics of the population of interest.</i>			
# mjj8f: mjj8f. what are your agreed or contractual working hours per week in this job?			
Information	[Type= discrete] [Format=numeric] [Range= 3-997] [Missing=*]		
Statistics [NW/ W]	[Valid=1644 /-] [Invalid=44974 /-]		
Literal question	What are your (NAME's) agreed or contractual working hours per week in this job?		
Value	Label	Cases	Percentage
3		6	0.4%
4		4	0.2%
5		6	0.4%
6		9	0.5%
7		5	0.3%
8		45	2.7%
9		5	0.3%
10		16	1.0%
11		4	0.2%
12		19	1.2%
13		1	0.1%
14		1	0.1%
15		6	0.4%
16		1	0.1%
18		2	0.1%
20		10	0.6%
21		3	0.2%
24		19	1.2%

mjj8f: mjj8f. what are your agreed or contractual working hours per week in this job?

Value	Label	Cases	Percentage
25		22	1.3%
27		1	0.1%
28		10	0.6%
29		1	0.1%
30		73	4.4%
31		1	0.1%
32		15	0.9%
33		3	0.2%
35		81	4.9%
36		13	0.8%
37		1	0.1%
38		3	0.2%
39		1	0.1%
40		653	39.7%
41		1	0.1%
42		25	1.5%
44		1	0.1%
45		56	3.4%
48		75	4.6%
49		13	0.8%
50		47	2.9%
51		1	0.1%
52		2	0.1%
54		41	2.5%
55		15	0.9%
56		29	1.8%
57		1	0.1%
58		1	0.1%
60		86	5.2%
63		13	0.8%
65		3	0.2%
66		25	1.5%
67		1	0.1%
70		36	2.2%
72		42	2.6%
74		2	0.1%
75		1	0.1%
77		9	0.5%
78		6	0.4%
79		1	0.1%
80		6	0.4%
84		31	1.9%
85		3	0.2%
88		1	0.1%
90		1	0.1%

mjj8f: mjj8f. what are your agreed or contractual working hours per week in this job?

Value	Label	Cases	Percentage
91		6	0.4%
95		1	0.1%
96		4	0.2%
100		2	0.1%
102		1	0.1%
105		1	0.1%
110		1	0.1%
120		3	0.2%
144		2	0.1%
154		1	0.1%
156		1	0.1%
168		2	0.1%
997	DONT KNOW	4	0.2%
Sysmiss		44974	

Warning: these figures indicate the number of cases found in the data file. They cannot be interpreted as summary statistics of the population of interest.

mjj8g: mjj8g. is (your/name's) contract or agreement?

Information	[Type= discrete] [Format=numeric] [Range= 1-4] [Missing=*]
Statistics [NW/ W]	[Valid=2076 /-] [Invalid=44542 /-]
Literal question	Is your(NAME's) contract or agreement?
Post-question	IF MJJ_8g = 3 GO TO MJJ_8k IF MJJ_8g = 4 GO TO MJJ_8k

Value	Label	Cases	Percentage
1	For a specified period of time	272	13.1%
2	Until the date a task is completed	85	4.1%
3	Permanent or until retirement	865	41.7%
4	Ongoing with no specified end date	854	41.1%
Sysmiss		44542	

Warning: these figures indicate the number of cases found in the data file. They cannot be interpreted as summary statistics of the population of interest.

mjj8h: mjj8h. how long in total is your current agreement?

Information	[Type= discrete] [Format=numeric] [Range= 1-8] [Missing=*]
Statistics [NW/ W]	[Valid=357 /-] [Invalid=46261 /-]
Literal question	How long in total is your(NAME's) current agreement?
Post-question	IF MJJ_8h = 08 GO TO MJJ_8j

Value	Label	Cases	Percentage
1	DAILY CONTRACT/AGREEMENT	77	21.6%
2	LESS THAN ONE MONTH	9	2.5%
3	1 TO LESS THAN 3 MONTHS	8	2.2%
4	3 TO LESS THAN 6 MONTHS	15	4.2%
5	6 TO LESS THAN 12 MONTHS	26	7.3%
6	12 TO LESS THAN 24 MONTHS	61	17.1%
7	TWO YEARS OR MORE	152	42.6%
8	NO SPECIFIED DURATION	9	2.5%

# mjj8h: mjj8h. how long in total is your current agreement?			
Value	Label	Cases	Percentage
Sysmiss		46261	
<i>Warning: these figures indicate the number of cases found in the data file. They cannot be interpreted as summary statistics of the population of interest.</i>			
# mjj8i_1: jj8i. which of the following applies to your current agreement?:it covers a peri			
Information	[Type= discrete] [Format=numeric] [Range= 0-1] [Missing=*]		
Statistics [NW/ W]	[Valid=348 /-] [Invalid=46270 /-]		
Pre-question	Which of the following applies to your current agreement?		
Literal question	It covers a period of training (apprentice, trainee, research assistant, etc)		
Interviewer's instructions	READ AND MARK ALL THAT APPLY		
Value	Label	Cases	Percentage
0	NO	211	60.6%
1	YES	137	39.4%
Sysmiss		46270	
<i>Warning: these figures indicate the number of cases found in the data file. They cannot be interpreted as summary statistics of the population of interest.</i>			
# mjj8i_2: jj8i. which of the following applies to your current agreement?:it is part of an			
Information	[Type= discrete] [Format=numeric] [Range= 0-1] [Missing=*]		
Statistics [NW/ W]	[Valid=348 /-] [Invalid=46270 /-]		
Pre-question	Which of the following applies to your current agreement?		
Literal question	It is part of an employment creation program		
Interviewer's instructions	READ AND MARK ALL THAT APPLY		
Value	Label	Cases	Percentage
0	NO	292	83.9%
1	YES	56	16.1%
Sysmiss		46270	
<i>Warning: these figures indicate the number of cases found in the data file. They cannot be interpreted as summary statistics of the population of interest.</i>			
# mjj8i_3: jj8i. which of the following applies to your current agreement?:it is for substi			
Information	[Type= discrete] [Format=numeric] [Range= 0-1] [Missing=*]		
Statistics [NW/ W]	[Valid=348 /-] [Invalid=46270 /-]		
Pre-question	Which of the following applies to your current agreement?		
Literal question	It is for substitute work		
Interviewer's instructions	READ AND MARK ALL THAT APPLY		
Value	Label	Cases	Percentage
0	NO	312	89.7%
1	YES	36	10.3%
Sysmiss		46270	
<i>Warning: these figures indicate the number of cases found in the data file. They cannot be interpreted as summary statistics of the population of interest.</i>			
# mjj8i_4: jj8i. which of the following applies to your current agreement?:it covers a prob			
Information	[Type= discrete] [Format=numeric] [Range= 0-1] [Missing=*]		
Statistics [NW/ W]	[Valid=348 /-] [Invalid=46270 /-]		
Pre-question	Which of the following applies to your current agreement?		
Literal question	It covers a probation period		
Interviewer's instructions	READ AND MARK ALL THAT APPLY		

# mjj8i_4: jj8i. which of the following applies to your current agreement?:it covers a prob			
Value	Label	Cases	Percentage
0	NO	320	92.0%
1	YES	28	8.0%
Sysmiss		46270	
<i>Warning: these figures indicate the number of cases found in the data file. They cannot be interpreted as summary statistics of the population of interest.</i>			
# mjj8i_5: jj8i. which of the following applies to your current agreement?:none of the abov			
Information	[Type= discrete] [Format=numeric] [Range= 0-1] [Missing=*]		
Statistics [NW/ W]	[Valid=348 /-] [Invalid=46270 /-]		
Pre-question	Which of the following applies to your current agreement?		
Literal question	NONE OF THE ABOVE		
Interviewer's instructions	READ AND MARK ALL THAT APPLY		
Value	Label	Cases	Percentage
0	NO	245	70.4%
1	YES	103	29.6%
Sysmiss		46270	
<i>Warning: these figures indicate the number of cases found in the data file. They cannot be interpreted as summary statistics of the population of interest.</i>			
# mjj8j_1: mjj8j. which of the previous 12 months did (name) work in this job?:october 2021			
Information	[Type= discrete] [Format=numeric] [Range= 0-1] [Missing=*]		
Statistics [NW/ W]	[Valid=1350 /-] [Invalid=45268 /-]		
Pre-question	Which of the previous 12 months did (NAME) work in this job?		
Literal question	CURRENT MONTH		
Interviewer's instructions	MARK ALL THAT APPLY		
Value	Label	Cases	Percentage
0	NO	1350	100.0%
1	YES	0	
Sysmiss		45268	
<i>Warning: these figures indicate the number of cases found in the data file. They cannot be interpreted as summary statistics of the population of interest.</i>			
# mjj8j_2: mjj8j. which of the previous 12 months did (name) work in this job?:november 202			
Information	[Type= discrete] [Format=numeric] [Range= 0-1] [Missing=*]		
Statistics [NW/ W]	[Valid=1350 /-] [Invalid=45268 /-]		
Pre-question	Which of the previous 12 months did (NAME) work in this job?		
Literal question	CURRENT MONTH		
Interviewer's instructions	MARK ALL THAT APPLY		
Value	Label	Cases	Percentage
0	NO	1137	84.2%
1	YES	213	15.8%
Sysmiss		45268	
<i>Warning: these figures indicate the number of cases found in the data file. They cannot be interpreted as summary statistics of the population of interest.</i>			
# mjj8j_3: mjj8j. which of the previous 12 months did (name) work in this job?:december 202			
Information	[Type= discrete] [Format=numeric] [Range= 0-1] [Missing=*]		
Statistics [NW/ W]	[Valid=1350 /-] [Invalid=45268 /-]		
Pre-question	Which of the previous 12 months did (NAME) work in this job?		

# mjj8j_3: mjj8j. which of the previous 12 months did (name) work in this job?:december 202			
Literal question	CURRENT MONTH		
Interviewer's instructions	MARK ALL THAT APPLY		
Value	Label	Cases	Percentage
0	NO	895	66.3%
1	YES	455	33.7%
Sysmiss		45268	
<i>Warning: these figures indicate the number of cases found in the data file. They cannot be interpreted as summary statistics of the population of interest.</i>			
# mjj8j_4: mjj8j. which of the previous 12 months did (name) work in this job?:january 2022			
Information	[Type= discrete] [Format=numeric] [Range= 0-1] [Missing=*]		
Statistics [NW/ W]	[Valid=1350 /-] [Invalid=45268 /-]		
Pre-question	Which of the previous 12 months did (NAME) work in this job?		
Literal question	CURRENT MONTH		
Interviewer's instructions	MARK ALL THAT APPLY		
Value	Label	Cases	Percentage
0	NO	759	56.2%
1	YES	591	43.8%
Sysmiss		45268	
<i>Warning: these figures indicate the number of cases found in the data file. They cannot be interpreted as summary statistics of the population of interest.</i>			
# mjj8j_5: mjj8j. which of the previous 12 months did (name) work in this job?:february 2022			
Information	[Type= discrete] [Format=numeric] [Range= 0-1] [Missing=*]		
Statistics [NW/ W]	[Valid=1350 /-] [Invalid=45268 /-]		
Pre-question	Which of the previous 12 months did (NAME) work in this job?		
Literal question	CURRENT MONTH		
Interviewer's instructions	MARK ALL THAT APPLY		
Value	Label	Cases	Percentage
0	NO	618	45.8%
1	YES	732	54.2%
Sysmiss		45268	
<i>Warning: these figures indicate the number of cases found in the data file. They cannot be interpreted as summary statistics of the population of interest.</i>			
# mjj8j_6: mjj8j. which of the previous 12 months did (name) work in this job?:march 2022			
Information	[Type= discrete] [Format=numeric] [Range= 0-1] [Missing=*]		
Statistics [NW/ W]	[Valid=1350 /-] [Invalid=45268 /-]		
Pre-question	Which of the previous 12 months did (NAME) work in this job?		
Literal question	CURRENT MONTH		
Interviewer's instructions	MARK ALL THAT APPLY		
Value	Label	Cases	Percentage
0	NO	593	43.9%
1	YES	757	56.1%
Sysmiss		45268	
<i>Warning: these figures indicate the number of cases found in the data file. They cannot be interpreted as summary statistics of the population of interest.</i>			
# mjj8j_7: mjj8j. which of the previous 12 months did (name) work in this job?:april 2022			
Information	[Type= discrete] [Format=numeric] [Range= 0-1] [Missing=*]		

# mjj8j_7: mjj8j. which of the previous 12 months did (name) work in this job?:april 2022			
Statistics [NW/ W]	[Valid=1350 /-] [Invalid=45268 /-]		
Pre-question	Which of the previous 12 months did (NAME) work in this job?		
Literal question	CURRENT MONTH		
Interviewer's instructions	MARK ALL THAT APPLY		
Value	Label	Cases	Percentage
0	NO	574	42.5%
1	YES	776	57.5%
Sysmiss		45268	
<i>Warning: these figures indicate the number of cases found in the data file. They cannot be interpreted as summary statistics of the population of interest.</i>			
# mjj8j_8: mjj8j. which of the previous 12 months did (name) work in this job?:may 2022			
Information	[Type= discrete] [Format=numeric] [Range= 0-1] [Missing=*]		
Statistics [NW/ W]	[Valid=1350 /-] [Invalid=45268 /-]		
Pre-question	Which of the previous 12 months did (NAME) work in this job?		
Literal question	CURRENT MONTH		
Interviewer's instructions	MARK ALL THAT APPLY		
Value	Label	Cases	Percentage
0	NO	515	38.1%
1	YES	835	61.9%
Sysmiss		45268	
<i>Warning: these figures indicate the number of cases found in the data file. They cannot be interpreted as summary statistics of the population of interest.</i>			
# mjj8j_9: mjj8j. which of the previous 12 months did (name) work in this job?:june 2022			
Information	[Type= discrete] [Format=numeric] [Range= 0-1] [Missing=*]		
Statistics [NW/ W]	[Valid=1350 /-] [Invalid=45268 /-]		
Pre-question	Which of the previous 12 months did (NAME) work in this job?		
Literal question	CURRENT MONTH		
Interviewer's instructions	MARK ALL THAT APPLY		
Value	Label	Cases	Percentage
0	NO	504	37.3%
1	YES	846	62.7%
Sysmiss		45268	
<i>Warning: these figures indicate the number of cases found in the data file. They cannot be interpreted as summary statistics of the population of interest.</i>			
# mjj8j_10: mjj8j. which of the previous 12 months did (name) work in this job?:july 2022			
Information	[Type= discrete] [Format=numeric] [Range= 0-1] [Missing=*]		
Statistics [NW/ W]	[Valid=1350 /-] [Invalid=45268 /-]		
Pre-question	Which of the previous 12 months did (NAME) work in this job?		
Literal question	CURRENT MONTH		
Interviewer's instructions	MARK ALL THAT APPLY		
Value	Label	Cases	Percentage
0	NO	515	38.1%
1	YES	835	61.9%
Sysmiss		45268	
<i>Warning: these figures indicate the number of cases found in the data file. They cannot be interpreted as summary statistics of the population of interest.</i>			

# mjj8j_11: mjj8j. which of the previous 12 months did (name) work in this job?:august 2022			
Information	[Type= discrete] [Format=numeric] [Range= 0-1] [Missing=*]		
Statistics [NW/ W]	[Valid=1350 /-] [Invalid=45268 /-]		
Pre-question	Which of the previous 12 months did (NAME) work in this job?		
Literal question	CURRENT MONTH		
Interviewer's instructions	MARK ALL THAT APPLY		
Value	Label	Cases	Percentage
0	NO	487	36.1%
1	YES	863	63.9%
Sysmiss		45268	
<i>Warning: these figures indicate the number of cases found in the data file. They cannot be interpreted as summary statistics of the population of interest.</i>			
# mjj8j_12: mjj8j. which of the previous 12 months did (name) work in this job?:september 20			
Information	[Type= discrete] [Format=numeric] [Range= 0-1] [Missing=*]		
Statistics [NW/ W]	[Valid=1350 /-] [Invalid=45268 /-]		
Pre-question	Which of the previous 12 months did (NAME) work in this job?		
Literal question	CURRENT MONTH		
Interviewer's instructions	MARK ALL THAT APPLY		
Value	Label	Cases	Percentage
0	NO	439	32.5%
1	YES	911	67.5%
Sysmiss		45268	
<i>Warning: these figures indicate the number of cases found in the data file. They cannot be interpreted as summary statistics of the population of interest.</i>			
# mjj8j_13: mjj8j. which of the previous 12 months did (name) work in this job?:october 2022			
Information	[Type= discrete] [Format=numeric] [Range= 0-1] [Missing=*]		
Statistics [NW/ W]	[Valid=1350 /-] [Invalid=45268 /-]		
Pre-question	Which of the previous 12 months did (NAME) work in this job?		
Literal question	CURRENT MONTH		
Interviewer's instructions	MARK ALL THAT APPLY		
Value	Label	Cases	Percentage
0	NO	418	31.0%
1	YES	932	69.0%
Sysmiss		45268	
<i>Warning: these figures indicate the number of cases found in the data file. They cannot be interpreted as summary statistics of the population of interest.</i>			
# mjj8j_14: mjj8j. which of the previous 12 months did (name) work in this job?:november 202			
Information	[Type= discrete] [Format=numeric] [Range= 0-1] [Missing=*]		
Statistics [NW/ W]	[Valid=1350 /-] [Invalid=45268 /-]		
Pre-question	Which of the previous 12 months did (NAME) work in this job?		
Literal question	CURRENT MONTH		
Interviewer's instructions	MARK ALL THAT APPLY		
Value	Label	Cases	Percentage
0	NO	665	49.3%
1	YES	685	50.7%
Sysmiss		45268	

# mjj8j_14: mjj8j. which of the previous 12 months did (name) work in this job?:november 202			
<i>Warning: these figures indicate the number of cases found in the data file. They cannot be interpreted as summary statistics of the population of interest.</i>			
# mjj8j_15: mjj8j. which of the previous 12 months did (name) work in this job?:december 202			
Information	[Type= discrete] [Format=numeric] [Range= 0-1] [Missing=*]		
Statistics [NW/ W]	[Valid=1350 /-] [Invalid=45268 /-]		
Pre-question	Which of the previous 12 months did (NAME) work in this job?		
Literal question	CURRENT MONTH		
Interviewer's instructions	MARK ALL THAT APPLY		
Value	Label	Cases	Percentage
0	NO	1003	74.3%
1	YES	347	25.7%
Sysmiss		45268	
<i>Warning: these figures indicate the number of cases found in the data file. They cannot be interpreted as summary statistics of the population of interest.</i>			










# mjj8j_16: mjj8j. which of the previous 12 months did (name) work in this job?:january 2023			
Information	[Type= discrete] [Format=numeric] [Range= 0-1] [Missing=*]		
Statistics [NW/ W]	[Valid=1350 /-] [Invalid=45268 /-]		
Pre-question	Which of the previous 12 months did (NAME) work in this job?		
Literal question	CURRENT MONTH		
Interviewer's instructions	MARK ALL THAT APPLY		
Value	Label	Cases	Percentage
0	NO	1182	87.6%
1	YES	168	12.4%
Sysmiss		45268	
<i>Warning: these figures indicate the number of cases found in the data file. They cannot be interpreted as summary statistics of the population of interest.</i>			
# mjj8j_17: mjj8j. which of the previous 12 months did (name) work in this job?:february 2023			
Information	[Type= discrete] [Format=numeric] [Range= 0-1] [Missing=*]		
Statistics [NW/ W]	[Valid=1350 /-] [Invalid=45268 /-]		
Pre-question	Which of the previous 12 months did (NAME) work in this job?		
Literal question	CURRENT MONTH		
Interviewer's instructions	MARK ALL THAT APPLY		
Value	Label	Cases	Percentage
0	NO	1350	100.0%
1	YES	0	
Sysmiss		45268	
<i>Warning: these figures indicate the number of cases found in the data file. They cannot be interpreted as summary statistics of the population of interest.</i>			
# mjj8j_18: mjj8j. which of the previous 12 months did (name) work in this job?:march 2023			
Information	[Type= discrete] [Format=numeric] [Range= 0-1] [Missing=*]		
Statistics [NW/ W]	[Valid=1350 /-] [Invalid=45268 /-]		
Pre-question	Which of the previous 12 months did (NAME) work in this job?		
Literal question	CURRENT MONTH		
Interviewer's instructions	MARK ALL THAT APPLY		
Value	Label	Cases	Percentage
0	NO	1350	100.0%
1	YES	0	
Sysmiss		45268	
<i>Warning: these figures indicate the number of cases found in the data file. They cannot be interpreted as summary statistics of the population of interest.</i>			
# mjj8j_19: mjj8j. which of the previous 12 months did (name) work in this job?:april 2023			
Information	[Type= discrete] [Format=numeric] [Range= 0-1] [Missing=*]		
Statistics [NW/ W]	[Valid=1350 /-] [Invalid=45268 /-]		
Pre-question	Which of the previous 12 months did (NAME) work in this job?		
Literal question	CURRENT MONTH		
Interviewer's instructions	MARK ALL THAT APPLY		
Value	Label	Cases	Percentage
0	NO	1350	100.0%
1	YES	0	
Sysmiss		45268	

# mjj8j_19: mjj8j. which of the previous 12 months did (name) work in this job?:april 2023			
<i>Warning: these figures indicate the number of cases found in the data file. They cannot be interpreted as summary statistics of the population of interest.</i>			
# mjj8j_20: mjj8j. which of the previous 12 months did (name) work in this job?:may 2023			
Information	[Type= discrete] [Format=numeric] [Range= 0-1] [Missing=*]		
Statistics [NW/ W]	[Valid=1350 /-] [Invalid=45268 /-]		
Pre-question	Which of the previous 12 months did (NAME) work in this job?		
Literal question	CURRENT MONTH		
Interviewer's instructions	MARK ALL THAT APPLY		
Value	Label	Cases	Percentage
0	NO	1350	100.0%
1	YES	0	
Sysmiss		45268	
<i>Warning: these figures indicate the number of cases found in the data file. They cannot be interpreted as summary statistics of the population of interest.</i>			
# mjj8j_21: mjj8j. which of the previous 12 months did (name) work in this job?:june 2023			
Information	[Type= discrete] [Format=numeric] [Range= 0-1] [Missing=*]		
Statistics [NW/ W]	[Valid=1350 /-] [Invalid=45268 /-]		
Pre-question	Which of the previous 12 months did (NAME) work in this job?		
Literal question	CURRENT MONTH		
Interviewer's instructions	MARK ALL THAT APPLY		
Value	Label	Cases	Percentage
0	NO	1350	100.0%
1	YES	0	
Sysmiss		45268	
<i>Warning: these figures indicate the number of cases found in the data file. They cannot be interpreted as summary statistics of the population of interest.</i>			
# mjj8j_22: mjj8j. which of the previous 12 months did (name) work in this job?:july 2023			
Information	[Type= discrete] [Format=numeric] [Range= 0-1] [Missing=*]		
Statistics [NW/ W]	[Valid=1350 /-] [Invalid=45268 /-]		
Pre-question	Which of the previous 12 months did (NAME) work in this job?		
Literal question	CURRENT MONTH		
Interviewer's instructions	MARK ALL THAT APPLY		
Value	Label	Cases	Percentage
0	NO	1350	100.0%
1	YES	0	
Sysmiss		45268	
<i>Warning: these figures indicate the number of cases found in the data file. They cannot be interpreted as summary statistics of the population of interest.</i>			
# mjj8j_23: mjj8j. which of the previous 12 months did (name) work in this job?:august 2023			
Information	[Type= discrete] [Format=numeric] [Range= 0-1] [Missing=*]		
Statistics [NW/ W]	[Valid=1350 /-] [Invalid=45268 /-]		
Pre-question	Which of the previous 12 months did (NAME) work in this job?		
Literal question	CURRENT MONTH		
Interviewer's instructions	MARK ALL THAT APPLY		
Value	Label	Cases	Percentage
0	NO	1350	100.0%

# mjj8j_23: mjj8j. which of the previous 12 months did (name) work in this job?:august 2023			
Value	Label	Cases	Percentage
1	YES	0	
System		45268	
<i>Warning: these figures indicate the number of cases found in the data file. They cannot be interpreted as summary statistics of the population of interest.</i>			
# mjj8j_24: mjj8j. which of the previous 12 months did (name) work in this job?:september 20			
Information	[Type= discrete] [Format=numeric] [Range= 0-1] [Missing=*]		
Statistics [NW/ W]	[Valid=1350 /-] [Invalid=45268 /-]		
Pre-question	Which of the previous 12 months did (NAME) work in this job?		
Literal question	CURRENT MONTH		
Interviewer's instructions	MARK ALL THAT APPLY		
Value	Label	Cases	Percentage
0	NO	1350	100.0%
1	YES	0	
System		45268	
<i>Warning: these figures indicate the number of cases found in the data file. They cannot be interpreted as summary statistics of the population of interest.</i>			
# mjj8j_25: mjj8j. which of the previous 12 months did (name) work in this job?:october 2023			
Information	[Type= discrete] [Format=numeric] [Range= 0-1] [Missing=*]		
Statistics [NW/ W]	[Valid=1350 /-] [Invalid=45268 /-]		
Pre-question	Which of the previous 12 months did (NAME) work in this job?		
Literal question	CURRENT MONTH		
Interviewer's instructions	MARK ALL THAT APPLY		
Value	Label	Cases	Percentage
0	NO	1350	100.0%
1	YES	0	
System		45268	
<i>Warning: these figures indicate the number of cases found in the data file. They cannot be interpreted as summary statistics of the population of interest.</i>			
# mjj8j_26: mjj8j. which of the previous 12 months did (name) work in this job?:november 202			
Information	[Type= discrete] [Format=numeric] [Range= 0-1] [Missing=*]		
Statistics [NW/ W]	[Valid=1350 /-] [Invalid=45268 /-]		
Pre-question	Which of the previous 12 months did (NAME) work in this job?		
Literal question	CURRENT MONTH		
Interviewer's instructions	MARK ALL THAT APPLY		
Value	Label	Cases	Percentage
0	NO	1350	100.0%
1	YES	0	
System		45268	
<i>Warning: these figures indicate the number of cases found in the data file. They cannot be interpreted as summary statistics of the population of interest.</i>			
# mjj8jbb: number of months work for job			
Information	[Type= discrete] [Format=numeric] [Range= 0-1] [Missing=*]		
Statistics [NW/ W]	[Valid=18542 /-] [Invalid=28076 /-]		
Recoding and Derivation	Number of Months work for Job		

# mjj8jbb: number of months work for job			
Value	Label	Cases	Percentage
0	NO	7	0.0%
1	YES	18535	100.0%
Sysmiss		28076	
<i>Warning: these figures indicate the number of cases found in the data file. They cannot be interpreted as summary statistics of the population of interest.</i>			
# mjj8k: mjj8k. is your employer responsible for deducting any taxes on (your/his/her)			
Information	[Type= discrete] [Format=numeric] [Range= 1-97] [Missing=*]		
Statistics [NW/ W]	[Valid=3069 /-] [Invalid=43549 /-]		
Literal question	Is your (NAME'S) employer responsible for deducting any taxes on your income or is that your responsibility?		
Value	Label	Cases	Percentage
1	EMPLOYER IS RESPONSIBLE	1352	44.1%
2	(YOU ARE/NAME IS) RESPONSIBLE	58	1.9%
3	NOT APPLICABLE	1574	51.3%
97	DONâ€™T KNOW	85	2.8%
Sysmiss		43549	
<i>Warning: these figures indicate the number of cases found in the data file. They cannot be interpreted as summary statistics of the population of interest.</i>			
# mjj8l_1: mjj8l. does your employer pay contributions to a pension fund or health insuranc			
Information	[Type= discrete] [Format=numeric] [Range= 0-1] [Missing=*]		
Statistics [NW/ W]	[Valid=3069 /-] [Invalid=43549 /-]		
Pre-question	Does your (NAME'S) employer pay contributions to a pension fund or health insurance fund for you?		
Literal question	EMPLOYER IS RESPONSIBLE		
Value	Label	Cases	Percentage
0		2412	78.6%
1		657	21.4%
Sysmiss		43549	
<i>Warning: these figures indicate the number of cases found in the data file. They cannot be interpreted as summary statistics of the population of interest.</i>			
# mjj8l_2: mjj8l. does your employer pay contributions to a pension fund or health insuranc			
Information	[Type= discrete] [Format=numeric] [Range= 0-1] [Missing=*]		
Statistics [NW/ W]	[Valid=3069 /-] [Invalid=43549 /-]		
Pre-question	Does your (NAME'S) employer pay contributions to a pension fund or health insurance fund for you?		
Literal question	(YOU ARE/NAME IS) RESPONSIBLE		
Value	Label	Cases	Percentage
0		2536	82.6%
1		533	17.4%
Sysmiss		43549	
<i>Warning: these figures indicate the number of cases found in the data file. They cannot be interpreted as summary statistics of the population of interest.</i>			
# mjj8l_97: mjj8l. does your employer pay contributions to a pension fund or health insuranc			
Information	[Type= discrete] [Format=numeric] [Range= 0-1] [Missing=*]		
Statistics [NW/ W]	[Valid=3069 /-] [Invalid=43549 /-]		
Pre-question	Does your (NAME'S) employer pay contributions to a pension fund or health insurance fund for you?		
Literal question	NOT APPLICABLE		

# mjj8l_97: mjj8l. does your employer pay contributions to a pension fund or health insuranc			
Value	Label	Cases	Percentage
0		748	24.4%
1		2321	75.6%
Sysmiss		43549	
<i>Warning: these figures indicate the number of cases found in the data file. They cannot be interpreted as summary statistics of the population of interest.</i>			
# mjj8m: mjj8m. do you get paid annual leave?			
Information	[Type= discrete] [Format=numeric] [Range= 1-97] [Missing=*]		
Statistics [NW/ W]	[Valid=3069 /-] [Invalid=43549 /-]		
Literal question	Do you (NAME) get paid annual leave?		
Value	Label	Cases	Percentage
1	YES	616	20.1%
2	NO	2420	78.9%
97	DONâ€™T KNOW	33	1.1%
Sysmiss		43549	
<i>Warning: these figures indicate the number of cases found in the data file. They cannot be interpreted as summary statistics of the population of interest.</i>			
# mjj8n: mjj8n. would you get paid sick leave in case of illness or injury?			
Information	[Type= discrete] [Format=numeric] [Range= 1-97] [Missing=*]		
Statistics [NW/ W]	[Valid=3069 /-] [Invalid=43549 /-]		
Literal question	Would you (NAME) get paid sick leave in case of illness or injury?		
Value	Label	Cases	Percentage
1	YES	485	15.8%
2	NO	2541	82.8%
97	DONâ€™T KNOW	43	1.4%
Sysmiss		43549	
<i>Warning: these figures indicate the number of cases found in the data file. They cannot be interpreted as summary statistics of the population of interest.</i>			
# mjj9a: mjj9a. in what kind of place do you typically work?			
Information	[Type= discrete] [Format=numeric] [Range= 1-97] [Missing=*]		
Statistics [NW/ W]	[Valid=18542 /-] [Invalid=28076 /-]		
Literal question	In what kind of place do you (NAME) typically work?		
Value	Label	Cases	Percentage
1	AT YOUR (NAMEâ€™S) OWN HOME	3886	21.0%
2	AT THE CLIENTâ€™S OR EMPLOYERâ€™S HOME	499	2.7%
3	AT A FARM, AGRICULTURAL LAND OR FISHING SITE	5571	30.0%
4	AT A BUSINESS, OFFICE, FACTORY, FIXED PREMISE OR SITE	5473	29.5%
5	ON THE STREET OR ANOTHER PUBLIC SPACE WITHOUT A FIXED STRUCT	2570	13.9%
6	IN/ON A VEHICLE (WITHOUT DAILY WORK BASE)	228	1.2%
7	DOOR-TO-DOOR	212	1.1%
8	OTHER	97	0.5%
97	CANNOT SAY	6	0.0%
Sysmiss		28076	
<i>Warning: these figures indicate the number of cases found in the data file. They cannot be interpreted as summary statistics of the population of interest.</i>			

# mjj9b: mjj9b. how many persons including you work at your place of work?			
Information	[Type= discrete] [Format=numeric] [Range= 1-6] [Missing=*]		
Statistics [NW/ W]	[Valid=18542 /-] [Invalid=28076 /-]		
Literal question	How many persons including you (NAME) work at your place of work?		
Value	Label	Cases	Percentage
1		6837	 36.9%
2	2-4	7450	 40.2%
3	5-9	2364	 12.7%
4	10-19	981	 5.3%
5	20-49	402	 2.2%
6	50+	508	 2.7%
Sysmiss		28076	
<i>Warning: these figures indicate the number of cases found in the data file. They cannot be interpreted as summary statistics of the population of interest.</i>			
# mjj9c: mjj9c. is the business you work(s) for registered in the [national business regi			
Information	[Type= discrete] [Format=numeric] [Range= 1-97] [Missing=*]		
Statistics [NW/ W]	[Valid=18542 /-] [Invalid=28076 /-]		
Literal question	Is the business you (NAME) work(s) for registered in the Corporate Affairs Commission (CAC, or National Business Register)		
Value	Label	Cases	Percentage
1	YES	1971	 10.6%
2	NO	16207	 87.4%
97	DONâ€™T KNOW	364	 2.0%
Sysmiss		28076	
<i>Warning: these figures indicate the number of cases found in the data file. They cannot be interpreted as summary statistics of the population of interest.</i>			
# mjj10: mjj10. which year did you begin working in this business or place?			
Information	[Type= discrete] [Format=numeric] [Range= 1915-9997] [Missing=*]		
Statistics [NW/ W]	[Valid=18542 /-] [Invalid=28076 /-]		
Literal question	Which year did you (NAME) begin working in this business or place?		
Value	Label	Cases	Percentage
1915		1	0.0%
1920		1	0.0%
1942		1	0.0%
1948		1	0.0%
1950		1	0.0%
1952		2	0.0%
1954		1	0.0%
1955		4	0.0%
1956		2	0.0%
1958		2	0.0%
1959		2	0.0%
1960		7	0.0%
1961		2	0.0%
1962		7	0.0%
1964		1	0.0%
1965		6	0.0%

mjj10: mjj10. which year did you begin working in this business or place?

Value	Label	Cases	Percentage
1966		2	0.0%
1967		6	0.0%
1968		6	0.0%
1969		3	0.0%
1970		31	0.2%
1971		6	0.0%
1972		34	0.2%
1973		9	0.0%
1974		10	0.1%
1975		33	0.2%
1976		11	0.1%
1977		15	0.1%
1978		29	0.2%
1979		21	0.1%
1980		100	0.5%
1981		22	0.1%
1982		77	0.4%
1983		35	0.2%
1984		26	0.1%
1985		83	0.4%
1986		48	0.3%
1987		61	0.3%
1988		71	0.4%
1989		67	0.4%
1990		226	1.2%
1991		52	0.3%
1992		204	1.1%
1993		59	0.3%
1994		63	0.3%
1995		158	0.9%
1996		100	0.5%
1997		165	0.9%
1998		234	1.3%
1999		197	1.1%
2000		570	3.1%
2001		206	1.1%
2002		445	2.4%
2003		163	0.9%
2004		126	0.7%
2005		271	1.5%
2006		204	1.1%
2007		371	2.0%
2008		328	1.8%
2009		319	1.7%
2010		729	3.9%

mjj10: mjj10. which year did you begin working in this business or place?

Value	Label	Cases	Percentage
2011		345	1.9%
2012		836	4.5%
2013		426	2.3%
2014		589	3.2%
2015		1078	5.8%
2016		783	4.2%
2017		1232	6.6%
2018		1449	7.8%
2019		1541	8.3%
2020		1461	7.9%
2021		1276	6.9%
2022		891	4.8%
2023		14	0.1%
9997	DON'T KNOW	584	3.1%
Systemmiss		28076	

Warning: these figures indicate the number of cases found in the data file. They cannot be interpreted as summary statistics of the population of interest.

mjj11: mjj11. and which month?

Information	[Type= discrete] [Format=numeric] [Range= 1-97] [Missing=*]
Statistics [NW/ W]	[Valid=17958 /-] [Invalid=28660 /-]
Literal question	And which month?

Value	Label	Cases	Percentage
1	JANUARY	1930	10.7%
2	FEBRUARY	1746	9.7%
3	MARCH	2291	12.8%
4	APRIL	2234	12.4%
5	MAY	1888	10.5%
6	JUNE	1454	8.1%
7	JULY	954	5.3%
8	AUGUST	955	5.3%
9	SEPTEMBER	979	5.5%
10	OCTOBER	801	4.5%
11	NOVEMBER	767	4.3%
12	DECEMBER	518	2.9%
97	DON'T KNOW	1441	8.0%
Systemmiss		28660	

Warning: these figures indicate the number of cases found in the data file. They cannot be interpreted as summary statistics of the population of interest.

mjj12: mjj12. how many hours do you usually work per week in your main job?

Information	[Type= continuous] [Format=numeric] [Range= 1-168] [Missing=*]
Statistics [NW/ W]	[Valid=18542 /-] [Invalid=28076 /-] [Mean=42.322 /-] [StdDev=18.872 /-]
Literal question	How many hours do you (NAME) usually work per week in your main job?

sjj1ccleanmaingroup: secondary job isco main group clean

Information	[Type= discrete] [Format=numeric] [Range= 0-9] [Missing=*]
Statistics [NW/ W]	[Valid=3211 /-] [Invalid=43407 /-]

# sjj1ccleanmaingroup: secondary job isco main group clean			
Pre-question	IF MJJ_1==2: I am now going to ask you some questions about your (NAME'S) second job or business activity.		
Literal question	In this second job, what kind of work do you (NAME) do?		
Value	Label	Cases	Percentage
0	0 Armed forces	0	
1	1 Managers	19	0.6%
2	2 Professionals	57	1.8%
3	3 Technicians and associate professionals	66	2.1%
4	4 Clerical support workers	5	0.2%
5	5 Services and sales workers	722	22.5%
6	6 Skilled agricultural forestry and fishery workers	1609	50.1%
7	7 Craft and related trades workers	287	8.9%
8	8 Plant and machine operators and assemblers	242	7.5%
9	9 Elementary occupations	204	6.4%
Sysmiss		43407	
<i>Warning: these figures indicate the number of cases found in the data file. They cannot be interpreted as summary statistics of the population of interest.</i>			
# sjj1cclean: secondary job isco clean			
Information	[Type= discrete] [Format=numeric] [Range= 110-9999] [Missing=*]		
Statistics [NW/ W]	[Valid=3211 /-] [Invalid=43407 /-]		
Literal question	MAIN TASKS AND DUTIES OF THE SECONDARY JOB		
Value	Label	Cases	Percentage
110	110 - Commissioned Armed Forces Officers	0	
210	210 - Non-commissioned Armed Forces Officers	0	
310	310 - Armed Forces Occupations, Other Ranks	0	
1111	1111 - Legislators	0	
1112	1112 - Senior Government Officials	2	0.1%
1113	1113 - Traditional Chiefs and Heads of Villages	1	0.0%
1114	1114 - Senior Officials of Special-interest Organizations	1	0.0%
1120	1120 - Managing Directors and Chief Executives	1	0.0%
1211	1211 - Finance Managers	0	
1212	1212 - Human Resource Managers	0	
1213	1213 - Policy and Planning Managers	0	
1219	1219 - Business Services and Administration Managers Not Els	0	
1221	1221 - Sales and Marketing Managers	2	0.1%
1222	1222 - Advertising and Public Relations Managers	0	
1223	1223 - Research and Development Managers	0	
1311	1311 - Agricultural and Forestry Production Managers	2	0.1%
1312	1312 - Aquaculture and Fisheries Production Managers	4	0.1%
1321	1321 - Manufacturing Managers	2	0.1%
1322	1322 - Mining Managers	0	
1323	1323 - Construction Managers	0	
1324	1324 - Supply, Distribution and Related Managers	2	0.1%
1330	1330 - Information and Communications Technology Services Ma	0	
1341	1341 - Child Care Services Managers	0	
1342	1342 - Health Services Managers	0	
1343	1343 - Aged Care Services Managers	0	

sj1cclean: secondary job isco clean

Value	Label	Cases	Percentage
1344	1344 - Social Welfare Managers	0	
1345	1345 - Education Managers	0	
1346	1346 - Financial and Insurance Services Branch Managers	0	
1349	1349 - Professional Services Managers Not Elsewhere Classifi	0	
1411	1411 - Hotel Managers	0	
1412	1412 - Restaurant Managers	0	
1420	1420 - Retail and Wholesale Trade Managers	1	0.0%
1431	1431 - Sports, Recreation and Cultural Centre Managers	1	0.0%
1439	1439 - Services Managers Not Elsewhere Classified	0	
2111	2111 - Physicists and Astronomers	0	
2112	2112 - Meteorologists	0	
2113	2113 - Chemists	2	0.1%
2114	2114 - Geologists and Geophysicists	0	
2120	2120 - Mathematicians, Actuaries and Statisticians	0	
2131	2131 - Biologists, Botanists, Zoologists and Related Profess	0	
2132	2132 - Farming, Forestry and Fisheries Advisers	0	
2133	2133 - Environmental Protection Professionals	0	
2141	2141 - Industrial and Production Engineers	0	
2142	2142 - Civil Engineers	0	
2143	2143 - Environmental Engineers	0	
2144	2144 - Mechanical Engineers	0	
2145	2145 - Chemical Engineers	0	
2146	2146 - Mining Engineers, Metallurgists and Related Professio	0	
2149	2149 - Engineering Professionals Not Elsewhere Classified	0	
2151	2151 - Electrical Engineers	0	
2152	2152 - Electronics Engineers	0	
2153	2153 - Telecommunications Engineers	0	
2161	2161 - Building Architects	1	0.0%
2162	2162 - Landscape Architects	0	
2163	2163 - Product and Garment Designers	0	
2164	2164 - Town and Traffic Planners	0	
2165	2165 - Cartographers and Surveyors	0	
2166	2166 - Graphic and Multimedia Designers	1	0.0%
2211	2211 - Generalist Medical Practitioners	0	
2212	2212 - Specialist Medical Practitioners	0	
2221	2221 - Nursing Professionals	0	
2222	2222 - Midwifery Professionals	0	
2230	2230 - Traditional and Complementary Medicine Professionals	5	0.2%
2240	2240 - Paramedical Practitioners	0	
2250	2250 - Veterinarians	0	
2261	2261 - Dentists	0	
2262	2262 - Pharmacists	3	0.1%
2263	2263 - Environmental and Occupational Health and Hygiene Pro	1	0.0%
2264	2264 - Physiotherapists	0	
2265	2265 - Dieticians and Nutritionists	0	

sjl1cclean: secondary job isco clean

Value	Label	Cases	Percentage
2266	2266 - Audiologists and Speech Therapists	0	
2267	2267 - Optometrists and Ophthalmic Opticians	0	
2269	2269 - Health Professionals Not Elsewhere Classified	0	
2310	2310 - University and Higher Education Teachers	1	0.0%
2320	2320 - Vocational Education Teachers	0	
2330	2330 - Secondary Education Teachers	5	0.2%
2341	2341 - Primary School Teachers	2	0.1%
2342	2342 - Early Childhood Educators	0	
2351	2351 - Education Methods specialists	0	
2352	2352 - Special Needs Teachers	1	0.0%
2353	2353 - Other Language Teachers	7	0.2%
2354	2354 - Other Music Teachers	0	
2355	2355 - Other Arts Teachers	0	
2356	2356 - Information Technology Trainers	0	
2359	2359 - Teaching Professionals Not Elsewhere Classified	5	0.2%
2411	2411 - Accountants	0	
2412	2412 - Financial and Investment Advisers	1	0.0%
2413	2413 - Financial Analysts	0	
2421	2421 - Management and Organization Analysts	0	
2422	2422 - Policy Administration Professionals	0	
2423	2423 - Personnel and Careers Professionals	0	
2424	2424 - Training and Staff Development Professionals	0	
2431	2431 - Advertising and Marketing Professionals	0	
2432	2432 - Public Relations Professionals	0	
2433	2433 - Technical and Medical Sales Professionals (excluding	0	
2434	2434 - Information and Communications Technology Sales Profe	0	
2511	2511 - Systems Analysts	0	
2512	2512 - Software Developers	0	
2513	2513 - Web and Multimedia Developers	0	
2514	2514 - Applications Programmers	0	
2519	2519 - Software and Applications Developers and Analysts Not	0	
2521	2521 - Database Designers and Administrators	0	
2522	2522 - Systems Administrators	0	
2523	2523 - Computer Network Professionals	0	
2529	2529 - Database and Network Professionals Not Elsewhere Clas	0	
2611	2611 - Lawyers	0	
2612	2612 - Judges	0	
2619	2619 - Legal Professionals Not Elsewhere Classified	0	
2621	2621 - Archivists and Curators	0	
2622	2622 - Librarians and Related Information Professionals	0	
2631	2631 - Economists	0	
2632	2632 - Sociologists, Anthropologists and Related Professiona	0	
2633	2633 - Philosophers, Historians and Political Scientists	0	
2634	2634 - Psychologists	0	
2635	2635 - Social Work and Counselling Professionals	0	

sjj1cclean: secondary job isco clean

Value	Label	Cases	Percentage
2636	2636 - Religious Professionals	13	0.4%
2641	2641 - Authors and Related Writers	0	
2642	2642 - Journalists	0	
2643	2643 - Translators, Interpreters and Other Linguists	0	
2651	2651 - Visual Artists	1	0.0%
2652	2652 - Musicians, Singers and Composers	7	0.2%
2653	2653 - Dancers and Choreographers	1	0.0%
2654	2654 - Film, Stage and Related Directors and Producers	0	
2655	2655 - Actors	0	
2656	2656 - Announcers on Radio, Television and Other Media	0	
2659	2659 - Creative and Performing Artists Not Elsewhere Classif	0	
3111	3111 - Chemical and Physical Science Technicians	0	
3112	3112 - Civil Engineering Technicians	0	
3113	3113 - Electrical Engineering Technicians	3	0.1%
3114	3114 - Electronics Engineering Technicians	3	0.1%
3115	3115 - Mechanical Engineering Technicians	0	
3116	3116 - Chemical Engineering Technicians	0	
3117	3117 - Mining and Metallurgical Technicians	0	
3118	3118 - Draughtspersons	0	
3119	3119 - Physical and Engineering Science Technicians Not Else	0	
3121	3121 - Mining Supervisors	0	
3122	3122 - Manufacturing Supervisors	0	
3123	3123 - Construction Supervisors	1	0.0%
3131	3131 - Power Production Plant Operators	0	
3132	3132 - Incinerator and Water Treatment Plant Operators	1	0.0%
3133	3133 - Chemical Processing Plant Controllers	0	
3134	3134 - Petroleum and Natural Gas Refining Plant Operators	0	
3135	3135 - Metal Production Process Controllers	0	
3139	3139 - Process Control Technicians Not Elsewhere Classified	1	0.0%
3141	3141 - Life Science Technicians (excluding Medical)	0	
3142	3142 - Agricultural Technicians	0	
3143	3143 - Forestry Technicians	0	
3151	3151 - Ships' Engineers	0	
3152	3152 - Ships' Deck Officers and Pilots	0	
3153	3153 - Aircraft Pilots and Related Associate Professionals	0	
3154	3154 - Air Traffic Controllers	0	
3155	3155 - Air Traffic Safety Electronics Technicians	0	
3211	3211 - Medical Imaging and Therapeutic Equipment Technicians	0	
3212	3212 - Medical and Pathology Laboratory Technicians	0	
3213	3213 - Pharmaceutical Technicians and Assistants	0	
3214	3214 - Medical and Dental Prosthetic Technicians	0	
3221	3221 - Nursing Associate Professionals	1	0.0%
3222	3222 - Midwifery Associate Professionals	0	
3230	3230 - Traditional and Complementary Medicine Associate Prof	10	0.3%
3240	3240 - Veterinary Technicians and Assistants	0	

sjj1cclean: secondary job isco clean

Value	Label	Cases	Percentage
3251	3251 - Dental Assistants and Therapists	0	
3252	3252 - Medical Records and Health Information Technicians	0	
3253	3253 - Community Health Workers	1	0.0%
3254	3254 - Dispensing Opticians	0	
3255	3255 - Physiotherapy Technicians and Assistants	0	
3256	3256 - Medical Assistants	0	
3257	3257 - Environmental and Occupational Health Inspectors and	0	
3258	3258 - Ambulance Workers	1	0.0%
3259	3259 - Health Associate Professionals Not Elsewhere Classifi	0	
3311	3311 - Securities and Finance Dealers and Brokers	1	0.0%
3312	3312 - Credit and Loans Officers	0	
3313	3313 - Accounting Associate Professionals	0	
3314	3314 - Statistical, Mathematical and Related Associate Profe	1	0.0%
3315	3315 - Valuers and Loss Assessors	0	
3321	3321 - Insurance Representatives	0	
3322	3322 - Commercial Sales Representatives	0	
3323	3323 - Buyers	0	
3324	3324 - Trade Brokers	2	0.1%
3331	3331 - Clearing and Forwarding Agents	0	
3332	3332 - Conference and Event Planners	1	0.0%
3333	3333 - Employment Agents and Contractors	0	
3334	3334 - Real Estate Agents and Property Managers	10	0.3%
3339	3339 - Business Services Agents Not Elsewhere Classified	1	0.0%
3341	3341 - Office Supervisors	0	
3342	3342 - Legal Secretaries	0	
3343	3343 - Administrative and Executive Secretaries	0	
3344	3344 - Medical Secretaries	0	
3351	3351 - Customs and Border Inspectors	0	
3352	3352 - Government Tax and Excise Officials	1	0.0%
3353	3353 - Government Social Benefits Officials	0	
3354	3354 - Government Licensing Officials	0	
3355	3355 - Police Inspectors and Detectives	0	
3359	3359 - Government Regulatory Associate Professionals Not Els	0	
3411	3411 - Legal and Related Associate Professionals	2	0.1%
3412	3412 - Social Work Associate Professionals	1	0.0%
3413	3413 - Religious Associate Professionals	12	0.4%
3421	3421 - Athletes and Sports Players	2	0.1%
3422	3422 - Sports Coaches, Instructors and Officials	0	
3423	3423 - Fitness and Recreation Instructors and Programme Lead	0	
3431	3431 - Photographers	8	0.2%
3432	3432 - Interior Designers and Decorators	1	0.0%
3433	3433 - Gallery, Museum and Library Technicians	0	
3434	3434 - Chefs	0	
3435	3435 - Other Artistic and Cultural Associate Professionals	0	
3511	3511 - Information and Communications Technology Operations	0	

sjj1cclean: secondary job isco clean

Value	Label	Cases	Percentage
3512	3512 - Information and Communications Technology User Suppor	1	0.0%
3513	3513 - Computer Network and Systems Technicians	0	
3514	3514 - Web Technicians	0	
3521	3521 - Broadcasting and Audiovisual Technicians	0	
3522	3522 - Telecommunications Engineering Technicians	0	
4110	4110 - General Office Clerks	0	
4120	4120 - Secretaries (general)	0	
4131	4131 - Typists and Word Processing Operators	1	0.0%
4132	4132 - Data Entry Clerks	1	0.0%
4211	4211 - Bank Tellers and Related Clerks	2	0.1%
4212	4212 - Bookmakers, Croupiers and Related Gaming Workers	0	
4213	4213 - Pawnbrokers and Money-lenders	0	
4214	4214 - Debt Collectors and Related Workers	0	
4221	4221 - Travel Consultants and Clerks	0	
4222	4222 - Contact Centre Information Clerks	0	
4223	4223 - Telephone Switchboard Operators	0	
4224	4224 - Hotel Receptionists	0	
4225	4225 - Inquiry Clerks	0	
4226	4226 - Receptionists (general)	0	
4227	4227 - Survey and Market Research Interviewers	0	
4229	4229 - Client Information Workers Not Elsewhere Classified	0	
4311	4311 - Accounting and Bookkeeping Clerks	1	0.0%
4312	4312 - Statistical, Finance and Insurance Clerks	0	
4313	4313 - Payroll Clerks	0	
4321	4321 - Stock Clerks	0	
4322	4322 - Production Clerks	0	
4323	4323 - Transport Clerks	0	
4411	4411 - Library Clerks	0	
4412	4412 - Mail Carriers and Sorting Clerks	0	
4413	4413 - Coding, Proofreading and Related Clerks	0	
4414	4414 - Scribes and Related Workers	0	
4415	4415 - Filing and Copying Clerks	0	
4416	4416 - Personnel Clerks	0	
4419	4419 - Clerical Support Workers Not Elsewhere Classified	0	
5111	5111 - Travel Attendants and Travel Stewards	0	
5112	5112 - Transport Conductors	3	0.1%
5113	5113 - Travel Guides	0	
5120	5120 - Cooks	7	0.2%
5131	5131 - Waiters	1	0.0%
5132	5132 - Bartenders	3	0.1%
5141	5141 - Hairdressers	54	1.7%
5142	5142 - Beauticians and Related Workers	6	0.2%
5151	5151 - Cleaning and Housekeeping Supervisors in Offices, Hot	0	
5152	5152 - Domestic Housekeepers	0	
5153	5153 - Building Caretakers	1	0.0%

sjj1cclean: secondary job isco clean

Value	Label	Cases	Percentage
5161	5161 - Astrologers, Fortune-tellers and Related Workers	0	
5162	5162 - Companions and Valets	0	
5163	5163 - Undertakers and Embalmers	0	
5164	5164 - Pet Groomers and Animal Care Workers	0	
5165	5165 - Driving Instructors	0	
5169	5169 - Personal Services Workers Not Elsewhere Classified	3	0.1%
5211	5211 - Stall and Market Salespersons	532	16.6%
5212	5212 - Street Food Salespersons	64	2.0%
5221	5221 - Shopkeepers	15	0.5%
5222	5222 - Shop Supervisors	0	
5223	5223 - Shop Sales Assistants	2	0.1%
5230	5230 - Cashiers and Ticket Clerks	0	
5241	5241 - Fashion and Other Models	0	
5242	5242 - Sales Demonstrators	1	0.0%
5243	5243 - Door-to-door Salespersons	5	0.2%
5244	5244 - Contact Centre Salespersons	1	0.0%
5245	5245 - Service Station Attendants	0	
5246	5246 - Food Service Counter Attendants	1	0.0%
5249	5249 - Sales Workers Not Elsewhere Classified	4	0.1%
5311	5311 - Child Care Workers	0	
5312	5312 - Teachers' Aides	0	
5321	5321 - Health Care Assistants	2	0.1%
5322	5322 - Home-based Personal Care Workers	0	
5329	5329 - Personal Care Workers in Health Services Not Elsewher	0	
5411	5411 - Firefighters	0	
5412	5412 - Police Officers	1	0.0%
5413	5413 - Prison Guards	0	
5414	5414 - Security Guards	16	0.5%
5419	5419 - Protective Services Workers Not Elsewhere Classified	0	
6111	6111 - Field Crop and Vegetable Growers	510	15.9%
6112	6112 - Tree and Shrub Crop Growers	17	0.5%
6113	6113 - Gardeners; Horticultural and Nursery Growers	0	
6114	6114 - Mixed Crop Growers	428	13.3%
6121	6121 - Livestock and Dairy Producers	295	9.2%
6122	6122 - Poultry Producers	41	1.3%
6123	6123 - Apiarists and Sericulturists	3	0.1%
6129	6129 - Animal Producers Not Elsewhere Classified	8	0.2%
6130	6130 - Mixed Crop and Animal Producers	63	2.0%
6210	6210 - Forestry and Related Workers	2	0.1%
6221	6221 - Aquaculture Workers	3	0.1%
6222	6222 - Inland and Coastal Waters Fishery Workers	18	0.6%
6223	6223 - Deep-sea Fishery Workers	1	0.0%
6224	6224 - Hunters and Trappers	6	0.2%
6310	6310 - Subsistence Crop Farmers	153	4.8%
6320	6320 - Subsistence Livestock Farmers	26	0.8%

sjj1cclean: secondary job isco clean

Value	Label	Cases	Percentage
6330	6330 - Subsistence Mixed Crop and Livestock Farmers	14	0.4%
6340	6340 - Subsistence Fishers, Hunters, Trappers and Gatherers	21	0.7%
7111	7111 - House Builders	15	0.5%
7112	7112 - Bricklayers and Related Workers	14	0.4%
7113	7113 - Stonemasons, Stone Cutters, Splitters and Carvers	0	
7114	7114 - Concrete Placers, Concrete Finishers and Related Work	1	0.0%
7115	7115 - Carpenters and Joiners	6	0.2%
7119	7119 - Building Frame and Related Trades Workers Not Elsewhe	1	0.0%
7121	7121 - Roofers	5	0.2%
7122	7122 - Floor Layers and Tile Setters	2	0.1%
7123	7123 - Plasterers	2	0.1%
7124	7124 - Insulation Workers	0	
7125	7125 - Glaziers	2	0.1%
7126	7126 - Plumbers and Pipe Fitters	2	0.1%
7127	7127 - Air Conditioning and Refrigeration Mechanics	0	
7131	7131 - Painters and Related Workers	2	0.1%
7132	7132 - Spray Painters and Varnishers	0	
7133	7133 - Building Structure Cleaners	0	
7211	7211 - Metal Moulders and Coremakers	1	0.0%
7212	7212 - Welders and Flame Cutters	7	0.2%
7213	7213 - Sheet Metal Workers	3	0.1%
7214	7214 - Structural Metal Preparers and Erectors	0	
7215	7215 - Riggers and Cable Splicers	0	
7221	7221 - Blacksmiths, Hammersmiths and Forging Press Workers	7	0.2%
7222	7222 - Toolmakers and Related Workers	0	
7223	7223 - Metal Working Machine Tool Setters and Operators	0	
7224	7224 - Metal Polishers, Wheel Grinders and Tool Sharpeners	0	
7231	7231 - Motor Vehicle Mechanics and Repairers	22	0.7%
7232	7232 - Aircraft Engine Mechanics and Repairers	0	
7233	7233 - Agricultural and Industrial Machinery Mechanics and R	2	0.1%
7234	7234 - Bicycle and Related Repairers	4	0.1%
7311	7311 - Precision-instrument Makers and Repairers	1	0.0%
7312	7312 - Musical Instrument Makers and Tuners	1	0.0%
7313	7313 - Jewellery and Precious Metal Workers	0	
7314	7314 - Potters and Related Workers	10	0.3%
7315	7315 - Glass Makers, Cutters, Grinders and Finishers	0	
7316	7316 - Signwriters, Decorative Painters, Engravers and Etche	1	0.0%
7317	7317 - Handicraft Workers in Wood, Basketry and Related Mate	12	0.4%
7318	7318 - Handicraft Workers in Textile, Leather and Related Ma	9	0.3%
7319	7319 - Handicraft Workers Not Elsewhere Classified	0	
7321	7321 - Pre-press Technicians	0	
7322	7322 - Printers	2	0.1%
7323	7323 - Print Finishing and Binding Workers	0	
7411	7411 - Building and Related Electricians	9	0.3%
7412	7412 - Electrical Mechanics and Fitters	3	0.1%

sji1cclean: secondary job isco clean

Value	Label	Cases	Percentage
7413	7413 - Electrical Line Installers and Repairers	0	
7421	7421 - Electronics Mechanics and Servicers	2	0.1%
7422	7422 - Information and Communications Technology Installers	5	0.2%
7511	7511 - Butchers, Fishmongers and Related Food Preparers	36	1.1%
7512	7512 - Bakers, Pastry-cooks and Confectionery Makers	5	0.2%
7513	7513 - Dairy Products Makers	0	
7514	7514 - Fruit, Vegetable and Related Preservers	3	0.1%
7515	7515 - Food and Beverage Tasters and Graders	0	
7516	7516 - Tobacco Preparers and Tobacco Products Makers	0	
7521	7521 - Wood Treaters	0	
7522	7522 - Cabinet-makers and Related Workers	6	0.2%
7523	7523 - Woodworking Machine Tool Setters and Operators	4	0.1%
7531	7531 - Tailors, Dressmakers, Furriers and Hatters	71	2.2%
7532	7532 - Garment and Related Patternmakers and Cutters	0	
7533	7533 - Sewing, Embroidery and Related Workers	0	
7534	7534 - Upholsterers and Related Workers	0	
7535	7535 - Pelt Dressers, Tanners and Fellmongers	0	
7536	7536 - Shoemakers and Related Workers	5	0.2%
7541	7541 - Underwater Divers	0	
7542	7542 - Shotfirers and Blasters	0	
7543	7543 - Product Graders and Testers (excluding Foods and Beve	0	
7544	7544 - Fumigators and Other Pest and Weed Controllers	3	0.1%
7549	7549 - Craft and Related Workers Not Elsewhere Classified	1	0.0%
8111	8111 - Miners and Quarriers	2	0.1%
8112	8112 - Mineral and Stone Processing Plant Operators	1	0.0%
8113	8113 - Well Drillers and Borers and Related Workers	2	0.1%
8114	8114 - Cement, Stone and Other Mineral Products Machine Oper	1	0.0%
8121	8121 - Metal Processing Plant Operators	0	
8122	8122 - Metal Finishing, Plating and Coating Machine Operator	0	
8131	8131 - Chemical Products Plant and Machine Operators	5	0.2%
8132	8132 - Photographic Products Machine Operators	1	0.0%
8141	8141 - Rubber Products Machine Operators	5	0.2%
8142	8142 - Plastic Products Machine Operators	0	
8143	8143 - Paper Products Machine Operators	0	
8151	8151 - Fibre Preparing, Spinning and Winding Machine Operato	0	
8152	8152 - Weaving and Knitting Machine Operators	1	0.0%
8153	8153 - Sewing Machine Operators	0	
8154	8154 - Bleaching, Dyeing and Fabric Cleaning Machine Operato	0	
8155	8155 - Fur and Leather Preparing Machine Operators	0	
8156	8156 - Shoemaking and Related Machine Operators	0	
8157	8157 - Laundry Machine Operators	1	0.0%
8159	8159 - Textile, Fur and Leather Products Machine Operators N	0	
8160	8160 - Food and Related Products Machine Operators	45	1.4%
8171	8171 - Pulp and Papermaking Plant Operators	0	
8172	8172 - Wood Processing Plant Operators	1	0.0%

sjl1cclean: secondary job isco clean

Value	Label	Cases	Percentage
8181	8181 - Glass and Ceramics Plant Operators	0	
8182	8182 - Steam Engine and Boiler Operators	0	
8183	8183 - Packing, Bottling and Labelling Machine Operators	0	
8189	8189 - Stationary Plant and Machine Operators Not Elsewhere	0	
8211	8211 - Mechanical Machinery Assemblers	0	
8212	8212 - Electrical and Electronic Equipment Assemblers	2	0.1%
8219	8219 - Assemblers Not Elsewhere Classified	0	
8311	8311 - Locomotive Engine Drivers	0	
8312	8312 - Railway Brake, Signal and Switch Operators	0	
8321	8321 - Motorcycle Drivers	134	4.2%
8322	8322 - Car, Taxi and Van Drivers	27	0.8%
8331	8331 - Bus and Tram Drivers	10	0.3%
8332	8332 - Heavy Truck and Lorry Drivers	4	0.1%
8341	8341 - Mobile Farm and Forestry Plant Operators	0	
8342	8342 - Earthmoving and Related Plant Operators	0	
8343	8343 - Crane, Hoist and Related Plant Operators	0	
8344	8344 - Lifting Truck Operators	0	
8350	8350 - Ships' Deck Crews and Related Workers	0	
9111	9111 - Domestic Cleaners and Helpers	2	0.1%
9112	9112 - Cleaners and Helpers in Offices, Hotels and Other Est	0	
9121	9121 - Hand Launderers and Pressers	7	0.2%
9122	9122 - Vehicle Cleaners	1	0.0%
9123	9123 - Window Cleaners	0	
9129	9129 - Other Cleaning Workers	1	0.0%
9211	9211 - Crop Farm Labourers	78	2.4%
9212	9212 - Livestock Farm Labourers	6	0.2%
9213	9213 - Mixed Crop and Livestock Farm Labourers	6	0.2%
9214	9214 - Garden and Horticultural Labourers	1	0.0%
9215	9215 - Forestry Labourers	0	
9216	9216 - Fishery and Aquaculture Labourers	5	0.2%
9311	9311 - Mining and Quarrying Labourers	3	0.1%
9312	9312 - Civil Engineering Labourers	0	
9313	9313 - Building Construction Labourers	16	0.5%
9321	9321 - Hand Packers	0	
9329	9329 - Manufacturing Labourers Not Elsewhere Classified	2	0.1%
9331	9331 - Hand and Pedal Vehicle Drivers	1	0.0%
9332	9332 - Drivers of Animal-drawn Vehicles and Machinery	1	0.0%
9333	9333 - Freight Handlers	0	
9334	9334 - Shelf Fillers	0	
9411	9411 - Fast Food Preparers	51	1.6%
9412	9412 - Kitchen Helpers	0	
9510	9510 - Street and Related Services Workers	0	
9520	9520 - Street Vendors (excluding Food)	13	0.4%
9611	9611 - Garbage and Recycling Collectors	0	
9612	9612 - Refuse Sorters	2	0.1%

# sjj1cclean: secondary job isco clean			
Value	Label	Cases	Percentage
9613	9613 - Sweepers and Related Labourers	1	0.0%
9621	9621 - Messengers, Package Deliverers and Luggage Porters	2	0.1%
9622	9622 - Odd-job Persons	1	0.0%
9623	9623 - Meter Readers and Vending-machine Collectors	0	
9624	9624 - Water and Firewood Collectors	2	0.1%
9629	9629 - Elementary Workers Not Elsewhere Classified	2	0.1%
9999	9999 - Not elsewhere classified	0	
Sysmiss		43407	

Warning: these figures indicate the number of cases found in the data file. They cannot be interpreted as summary statistics of the population of interest.

# sjj2ccleansection: secondary job isic section clean	
Information	[Type= discrete] [Format=numeric] [Range= 1-20] [Missing=*]
Statistics [NW/ W]	[Valid=3211 /-] [Invalid=43407 /-]
Literal question	Secondary job ISIC section

Value	Label	Cases	Percentage
1	01 Agriculture forestry and fishing	1702	53.0%
2	02 Mining and quarrying	9	0.3%
3	03 Manufacturing	261	8.1%
4	04 Electricity gas steam air con	0	
5	05 Water supply sewerage waste mgmt	6	0.2%
6	06 Construction	67	2.1%
7	07 Wholesale and retail trade	644	20.1%
8	08 Transport storage	178	5.5%
9	09 Accommodation food services	104	3.2%
10	10 Information and communication	7	0.2%
11	11 Financial and insurance	6	0.2%
12	12 Real estate	9	0.3%
13	13 Professional scientific technical	12	0.4%
14	14 Admin support service	24	0.7%
15	15 Public admin defence social security	7	0.2%
16	16 Education	26	0.8%
17	17 Human health social work	22	0.7%
18	18 Arts entertainment recreation	11	0.3%
19	19 Other service activities	113	3.5%
20	20 Households as employers	3	0.1%
Sysmiss		43407	

Warning: these figures indicate the number of cases found in the data file. They cannot be interpreted as summary statistics of the population of interest.

# sjj2cclean: secondary job isic clean			
Information	[Type= discrete] [Format=numeric] [Range= 111-9999] [Missing=*]		
Statistics [NW/ W]	[Valid=3211 /-] [Invalid=43407 /-]		
Literal question	Secondary job ISIC		
Value	Label	Cases	Percentage
111	0111 - Growing of cereals (except rice), leguminous crops an	392	12.2%
112	0112 - Growing of rice	83	2.6%

sjj2cclean: secondary job isic clean

Value	Label	Cases	Percentage
113	0113 - Growing of vegetables and melons, roots and tubers	501	15.6%
114	0114 - Growing of sugar cane	1	0.0%
115	0115 - Growing of tobacco	0	
116	0116 - Growing of fibre crops	1	0.0%
119	0119 - Growing of other non-perennial crops	125	3.9%
121	0121 - Growing of grapes	0	
122	0122 - Growing of tropical and subtropical fruits	9	0.3%
123	0123 - Growing of citrus fruits	0	
124	0124 - Growing of pome fruits and stone fruits	0	
125	0125 - Growing of other tree and bush fruits and nuts	20	0.6%
126	0126 - Growing of oleaginous fruits	5	0.2%
127	0127 - Growing of beverage crops	12	0.4%
128	0128 - Growing of spices, aromatic, drug and pharmaceutical	0	
129	0129 - Growing of other perennial crops	5	0.2%
130	0130 - Plant propagation	1	0.0%
141	0141 - Raising of cattle and buffaloes	100	3.1%
142	0142 - Raising of horses and other equines	0	
143	0143 - Raising of camels and camelids	0	
144	0144 - Raising of sheep and goats	215	6.7%
145	0145 - Raising of swine/pigs	13	0.4%
146	0146 - Raising of poultry	46	1.4%
149	0149 - Raising of other animals	8	0.2%
150	0150 - Mixed farming	82	2.6%
161	0161 - Support activities for crop production	11	0.3%
162	0162 - Support activities for animal production	0	
163	0163 - Post-harvest crop activities	14	0.4%
164	0164 - Seed processing for propagation	0	
170	0170 - Hunting, trapping and related service activities	6	0.2%
210	0210 - Silviculture and other forestry activities	0	
220	0220 - Logging	5	0.2%
230	0230 - Gathering of non-wood forest products	0	
240	0240 - Support services to forestry	0	
311	0311 - Marine fishing	1	0.0%
312	0312 - Freshwater fishing	43	1.3%
321	0321 - Marine aquaculture	0	
322	0322 - Freshwater aquaculture	3	0.1%
510	0510 - Mining of hard coal	0	
520	0520 - Mining of lignite	0	
610	0610 - Extraction of crude petroleum	0	
620	0620 - Extraction of natural gas	0	
710	0710 - Mining of iron ores	0	
721	0721 - Mining of uranium and thorium ores	0	
729	0729 - Mining of other non-ferrous metal ores	4	0.1%
810	0810 - Quarrying of stone, sand and clay	3	0.1%
891	0891 - Mining of chemical and fertilizer minerals	0	

sjj2cclean: secondary job isic clean

Value	Label	Cases	Percentage
892	0892 - Extraction of peat	0	
893	0893 - Extraction of salt	0	
899	0899 - Other mining and quarrying n.e.c.	2	0.1%
910	0910 - Support activities for petroleum and natural gas extr	0	
990	0990 - Support activities for other mining and quarrying	0	
1010	1010 - Processing and preserving of meat	15	0.5%
1020	1020 - Processing and preserving of fish, crustaceans and mo	5	0.2%
1030	1030 - Processing and preserving of fruit and vegetables	8	0.2%
1040	1040 - Manufacture of vegetable and animal oils and fats	13	0.4%
1050	1050 - Manufacture of dairy products	1	0.0%
1061	1061 - Manufacture of grain mill products	23	0.7%
1062	1062 - Manufacture of starches and starch products	0	
1071	1071 - Manufacture of bakery products	7	0.2%
1072	1072 - Manufacture of sugar	0	
1073	1073 - Manufacture of cocoa, chocolate and sugar confectione	1	0.0%
1074	1074 - Manufacture of macaroni, noodles, couscous and simila	0	
1075	1075 - Manufacture of prepared meals and dishes	0	
1079	1079 - Manufacture of other food products n.e.c.,	6	0.2%
1080	1080 - Manufacture of prepared animal feeds	1	0.0%
1101	1101 - Distilling, rectifying and blending of spirits	5	0.2%
1102	1102 - Manufacture of wines	9	0.3%
1103	1103 - Manufacture of malt liquors and malt	2	0.1%
1104	1104 - Manufacture of soft drinks; production of mineral wat	2	0.1%
1200	1200 - Manufacture of tobacco products	1	0.0%
1311	1311 - Preparation and spinning of textile fibres	0	
1312	1312 - Weaving of textiles	2	0.1%
1313	1313 - Finishing of textiles	0	
1391	1391 - Manufacture of knitted and crocheted fabrics	1	0.0%
1392	1392 - Manufacture of made-up textile articles, except appar	2	0.1%
1393	1393 - Manufacture of carpets and rugs	0	
1394	1394 - Manufacture of cordage, rope, twine and netting	7	0.2%
1399	1399 - Manufacture of other textiles n.e.c.	3	0.1%
1410	1410 - Manufacture of wearing apparel, except fur apparel	68	2.1%
1420	1420 - Manufacture of articles of fur	0	
1430	1430 - Manufacture of knitted and crocheted apparel	1	0.0%
1511	1511 - Tanning and dressing of leather; dressing and dyeing	0	
1512	1512 - Manufacture of luggage, handbags and the like, saddle	2	0.1%
1520	1520 - Manufacture of footwear	4	0.1%
1610	1610 - Sawmilling and planing of wood	4	0.1%
1621	1621 - Manufacture of veneer sheets and wood-based panels	0	
1622	1622 - Manufacture of builders' carpentry and joinery	4	0.1%
1623	1623 - Manufacture of wooden containers	0	
1629	1629 - Manufacture of other products of wood; manufacture of	4	0.1%
1701	1701 - Manufacture of pulp, paper and paperboard	0	
1702	1702 - Manufacture of corrugated paper and paperboard and of	0	

sjj2cclean: secondary job isic clean

Value	Label	Cases	Percentage
1709	1709 - Manufacture of other articles of paper and paperboard	0	
1811	1811 - Printing	2	0.1%
1812	1812 - Service activities related to printing	1	0.0%
1820	1820 - Reproduction of recorded media	1	0.0%
1910	1910 - Manufacture of coke oven products	0	
1920	1920 - Manufacture of refined petroleum products	0	
2011	2011 - Manufacture of basic chemicals	0	
2012	2012 - Manufacture of fertilizers and nitrogen compounds	0	
2013	2013 - Manufacture of plastics and synthetic rubber in prima	0	
2021	2021 - Manufacture of pesticides and other agrochemical prod	0	
2022	2022 - Manufacture of paints, varnishes and similar coatings	1	0.0%
2023	2023 - Manufacture of soap and detergents, cleaning and poli	6	0.2%
2029	2029 - Manufacture of other chemical products n.e.c.	0	
2030	2030 - Manufacture of man-made fibres	0	
2100	2100 - Manufacture of pharmaceuticals, medicinal chemical an	0	
2211	2211 - Manufacture of rubber tyres and tubes; retreading and	0	
2219	2219 - Manufacture of other rubber products	0	
2220	2220 - Manufacture of plastics products	1	0.0%
2310	2310 - Manufacture of glass and glass products	0	
2391	2391 - Manufacture of refractory products	0	
2392	2392 - Manufacture of clay building materials	5	0.2%
2393	2393 - Manufacture of other porcelain and ceramic products	2	0.1%
2394	2394 - Manufacture of cement, lime and plaster	0	
2395	2395 - Manufacture of articles of concrete, cement and plast	9	0.3%
2396	2396 - Cutting, shaping and finishing of stone	0	
2399	2399 - Manufacture of other non-metallic mineral products n.	0	
2410	2410 - Manufacture of basic iron and steel	2	0.1%
2420	2420 - Manufacture of basic precious and other non-ferrous m	0	
2431	2431 - Casting of iron and steel	2	0.1%
2432	2432 - Casting of non-ferrous metals	0	
2511	2511 - Manufacture of structural metal products	4	0.1%
2512	2512 - Manufacture of tanks, reservoirs and containers of me	0	
2513	2513 - Manufacture of steam generators, except central heati	0	
2520	2520 - Manufacture of weapons and ammunition	0	
2591	2591 - Forging, pressing, stamping and roll-forming of metal	1	0.0%
2592	2592 - Treatment and coating of metals; machining	0	
2593	2593 - Manufacture of cutlery, hand tools and general hardwa	4	0.1%
2599	2599 - Manufacture of other fabricated metal products n.e.c.	2	0.1%
2610	2610 - Manufacture of electronic components and boards	0	
2620	2620 - Manufacture of computers and peripheral equipment	0	
2630	2630 - Manufacture of communication equipment	0	
2640	2640 - Manufacture of consumer electronics	0	
2651	2651 - Manufacture of measuring, testing, navigating and con	0	
2652	2652 - Manufacture of watches and clocks	0	
2660	2660 - Manufacture of irradiation, electromedical and electr	0	

sjj2cclean: secondary job isic clean

Value	Label	Cases	Percentage
2670	2670 - Manufacture of optical instruments and photographic e	0	
2680	2680 - Manufacture of magnetic and optical media	0	
2710	2710 - Manufacture of electric motors, generators, transform	0	
2720	2720 - Manufacture of batteries and accumulators	0	
2731	2731 - Manufacture of fibre optic cables	0	
2732	2732 - Manufacture of other electronic and electric wires an	0	
2733	2733 - Manufacture of wiring devices	0	
2740	2740 - Manufacture of electric lighting equipment	0	
2750	2750 - Manufacture of domestic appliances	0	
2790	2790 - Manufacture of other electrical equipment	0	
2811	2811 - Manufacture of engines and turbines, except aircraft,	0	
2812	2812 - Manufacture of fluid power equipment	0	
2813	2813 - Manufacture of other pumps, compressors, taps and val	0	
2814	2814 - Manufacture of bearings, gears, gearing and driving e	0	
2815	2815 - Manufacture of ovens, furnaces and furnace burners	0	
2816	2816 - Manufacture of lifting and handling equipment	0	
2817	2817 - Manufacture of office machinery and equipment (except	0	
2818	2818 - Manufacture of power-driven hand tools	0	
2819	2819 - Manufacture of other general-purpose machinery	0	
2821	2821 - Manufacture of agricultural and forestry machinery	0	
2822	2822 - Manufacture of metal-forming machinery and machine to	0	
2823	2823 - Manufacture of machinery for metallurgy	0	
2824	2824 - Manufacture of machinery for mining, quarrying and co	0	
2825	2825 - Manufacture of machinery for food, beverage and tobac	0	
2826	2826 - Manufacture of machinery for textile, apparel and lea	0	
2829	2829 - Manufacture of other special-purpose machinery	0	
2910	2910 - Manufacture of motor vehicles	0	
2920	2920 - Manufacture of bodies (coachwork) for motor vehicles;	0	
2930	2930 - Manufacture of parts and accessories for motor vehicl	0	
3011	3011 - Building of ships and floating structures	0	
3012	3012 - Building of pleasure and sporting boats	0	
3020	3020 - Manufacture of railway locomotives and rolling stock	0	
3030	3030 - Manufacture of air and spacecraft and related machine	0	
3040	3040 - Manufacture of military fighting vehicles	0	
3091	3091 - Manufacture of motorcycles	0	
3092	3092 - Manufacture of bicycles and invalid carriages	0	
3099	3099 - Manufacture of other transport equipment n.e.c.	0	
3100	3100 - Manufacture of furniture	9	0.3%
3211	3211 - Manufacture of jewellery and related articles	0	
3212	3212 - Manufacture of imitation jewellery and related articl	0	
3220	3220 - Manufacture of musical instruments	0	
3230	3230 - Manufacture of sports goods	0	
3240	3240 - Manufacture of games and toys	0	
3250	3250 - Manufacture of medical and dental instruments and sup	0	
3290	3290 - Other manufacturing n.e.c.	0	

sjj2cclean: secondary job isic clean

Value	Label	Cases	Percentage
3311	3311 - Repair of fabricated metal products	0	
3312	3312 - Repair of machinery	1	0.0%
3313	3313 - Repair of electronic and optical equipment	1	0.0%
3314	3314 - Repair of electrical equipment	4	0.1%
3315	3315 - Repair of transport equipment, except motor vehicles	1	0.0%
3319	3319 - Repair of other equipment	1	0.0%
3320	3320 - Installation of industrial machinery and equipment	0	
3510	3510 - Electric power generation, transmission and distribut	0	
3520	3520 - Manufacture of gas; distribution of gaseous fuels thr	0	
3530	3530 - Steam and air conditioning supply	0	
3600	3600 - Water collection, treatment and supply	4	0.1%
3700	3700 - Sewerage	0	
3811	3811 - Collection of non-hazardous waste	2	0.1%
3812	3812 - Collection of hazardous waste	0	
3821	3821 - Treatment and disposal of non-hazardous waste	0	
3822	3822 - Treatment and disposal of hazardous waste	0	
3830	3830 - Materials recovery	0	
3900	3900 - Remediation activities and other waste management ser	0	
4100	4100 - Construction of buildings	40	1.2%
4210	4210 - Construction of roads and railways	0	
4220	4220 - Construction of utility projects	2	0.1%
4290	4290 - Construction of other civil engineering projects	0	
4311	4311 - Demolition	0	
4312	4312 - Site preparation	0	
4321	4321 - Electrical installation	8	0.2%
4322	4322 - Plumbing, heat and air-conditioning installation	1	0.0%
4329	4329 - Other construction installation	0	
4330	4330 - Building completion and finishing	14	0.4%
4390	4390 - Other specialized construction activities	2	0.1%
4510	4510 - Sale of motor vehicles	1	0.0%
4520	4520 - Maintenance and repair of motor vehicles	17	0.5%
4530	4530 - Sale of motor vehicle parts and accessories	1	0.0%
4540	4540 - Sale, maintenance and repair of motorcycles and relat	15	0.5%
4610	4610 - Wholesale on a fee or contract basis	0	
4620	4620 - Wholesale of agricultural raw materials and live anim	37	1.2%
4630	4630 - Wholesale of food, beverages and tobacco	9	0.3%
4641	4641 - Wholesale of textiles, clothing and footwear	0	
4649	4649 - Wholesale of other household goods	1	0.0%
4651	4651 - Wholesale of computers, computer peripheral equipment	0	
4652	4652 - Wholesale of electronic and telecommunications equipm	0	
4653	4653 - Wholesale of agricultural machinery, equipment and su	0	
4659	4659 - Wholesale of other machinery and equipment	1	0.0%
4661	4661 - Wholesale of solid, liquid and gaseous fuels and rela	9	0.3%
4662	4662 - Wholesale of metals and metal ores	1	0.0%
4663	4663 - Wholesale of construction materials, hardware, plumbi	3	0.1%

sjj2cclean: secondary job isic clean

Value	Label	Cases	Percentage
4669	4669 - Wholesale of waste and scrap and other products n.e.c	5	0.2%
4690	4690 - Non-specialized wholesale trade	1	0.0%
4711	4711 - Retail sale in non-specialized stores with food, beve	120	3.7%
4719	4719 - Other retail sale in non-specialized stores	10	0.3%
4721	4721 - Retail sale of food in specialized stores	130	4.0%
4722	4722 - Retail sale of beverages in specialized stores	24	0.7%
4723	4723 - Retail sale of tobacco products in specialized stores	0	
4730	4730 - Retail sale of automotive fuel in specialized stores	6	0.2%
4741	4741 - Retail sale of computers, peripheral units, software	3	0.1%
4742	4742 - Retail sale of audio and video equipment in specializ	0	
4751	4751 - Retail sale of textiles in specialized stores	5	0.2%
4752	4752 - Retail sale of hardware, paints and glass in speciali	2	0.1%
4753	4753 - Retail sale of carpets, rugs, wall and floor covering	1	0.0%
4759	4759 - Retail sale of electrical household appliances, furni	11	0.3%
4761	4761 - Retail sale of books, newspapers and stationary in sp	1	0.0%
4762	4762 - Retail sale of music and video recordings in speciali	0	
4763	4763 - Retail sale of sporting equipment in specialized stor	1	0.0%
4764	4764 - Retail sale of games and toys in specialized stores	0	
4771	4771 - Retail sale of clothing, footwear and leather article	22	0.7%
4772	4772 - Retail sale of pharmaceutical and medical goods, cosm	18	0.6%
4773	4773 - Other retail sale of new goods in specialized stores	22	0.7%
4774	4774 - Retail sale of second-hand goods	6	0.2%
4781	4781 - Retail sale via stalls and markets of food, beverages	116	3.6%
4782	4782 - Retail sale via stalls and markets of textiles, cloth	9	0.3%
4789	4789 - Retail sale via stalls and markets of other goods	22	0.7%
4791	4791 - Retail sale via mail order houses or via Internet	2	0.1%
4799	4799 - Other retail sale not in stores, stalls or markets	12	0.4%
4911	4911 - Passenger rail transport, interurban	0	
4912	4912 - Freight rail transport	0	
4921	4921 - Urban and suburban passenger land transport	168	5.2%
4922	4922 - Other passenger land transport	2	0.1%
4923	4923 - Freight transport by road	4	0.1%
4930	4930 - Transport via pipeline	0	
5011	5011 - Sea and coastal passenger water transport	0	
5012	5012 - Sea and coastal freight water transport	0	
5021	5021 - Inland passenger water transport	0	
5022	5022 - Inland freight water transport	0	
5110	5110 - Passenger air transport	0	
5120	5120 - Freight air transport	0	
5210	5210 - Warehousing and storage	0	
5221	5221 - Service activities incidental to land transportation	1	0.0%
5222	5222 - Service activities incidental to water transportation	0	
5223	5223 - Service activities incidental to air transportation	0	
5224	5224 - Cargo handling	0	
5229	5229 - Other transportation support activities	1	0.0%

sjj2cclean: secondary job isic clean

Value	Label	Cases	Percentage
5310	5310 - Postal activities	0	
5320	5320 - Courier activities	2	0.1%
5510	5510 - Short term accommodation activities	0	
5520	5520 - Camping grounds, recreational vehicle parks and trail	0	
5590	5590 - Other accommodation	0	
5610	5610 - Restaurants and mobile food service activities	81	2.5%
5621	5621 - Event catering	9	0.3%
5629	5629 - Other food service activities	5	0.2%
5630	5630 - Beverage serving activities	9	0.3%
5811	5811 - Book publishing	0	
5812	5812 - Publishing of directories and mailing lists	0	
5813	5813 - Publishing of newspapers, journals and periodicals	0	
5819	5819 - Other publishing activities	0	
5820	5820 - Software publishing	0	
5911	5911 - Motion picture, video and television programme produc	0	
5912	5912 - Motion picture, video and television programme post-p	0	
5913	5913 - Motion picture, video and television programme distri	1	0.0%
5914	5914 - Motion picture projection activities	0	
5920	5920 - Sound recording and music publishing activities	3	0.1%
6010	6010 - Radio broadcasting	0	
6020	6020 - Television programming and broadcasting activities	0	
6110	6110 - Wired telecommunications activities	0	
6120	6120 - Wireless telecommunications activities	1	0.0%
6130	6130 - Satellite telecommunications activities	0	
6190	6190 - Other telecommunications activities	1	0.0%
6201	6201 - Computer programming activities	0	
6202	6202 - Computer consultancy and computer facilities manageme	0	
6209	6209 - Other information technology and computer service act	0	
6311	6311 - Data processing, hosting and related activities	0	
6312	6312 - Web portals	0	
6391	6391 - News agency activities	1	0.0%
6399	6399 - Other information service activities n.e.c.	0	
6411	6411 - Central banking	0	
6419	6419 - Other monetary intermediation	1	0.0%
6420	6420 - Activities of holding companies	0	
6430	6430 - Trusts, funds and similar financial entities	1	0.0%
6491	6491 - Financial leasing	0	
6492	6492 - Other credit granting	0	
6499	6499 - Other financial service activities, except insurance	0	
6511	6511 - Life insurance	0	
6512	6512 - Non-life insurance	0	
6520	6520 - Reinsurance	0	
6530	6530 - Pension funding	0	
6611	6611 - Administration of financial markets	0	
6612	6612 - Security and commodity contracts brokerage	1	0.0%

sjj2cclean: secondary job isic clean

Value	Label	Cases	Percentage
6619	6619 - Other activities auxiliary to financial service activ	2	0.1%
6621	6621 - Risk and damage evaluation	0	
6622	6622 - Activities of insurance agents and brokers	0	
6629	6629 - Other activities auxiliary to insurance and pension f	0	
6630	6630 - Fund management activities	1	0.0%
6810	6810 - Real estate activities with own or leased property	6	0.2%
6820	6820 - Real estate activities on a fee or contract basis	3	0.1%
6910	6910 - Legal activities	2	0.1%
6920	6920 - Accounting, bookkeeping and auditing activities; tax	0	
7010	7010 - Activities of head offices	0	
7020	7020 - Management consultancy activities	0	
7110	7110 - Architectural and engineering activities and related	1	0.0%
7120	7120 - Technical testing and analysis	0	
7210	7210 - Research and experimental development on natural scie	0	
7220	7220 - Research and experimental development on social scien	0	
7310	7310 - Advertising	0	
7320	7320 - Market research and public opinion polling	0	
7410	7410 - Specialized design activities	1	0.0%
7420	7420 - Photographic activities	8	0.2%
7490	7490 - Other professional, scientific and technical activiti	0	
7500	7500 - Veterinary activities	0	
7710	7710 - Renting and leasing of motor vehicles	1	0.0%
7721	7721 - Renting and leasing of recreational and sports goods	0	
7722	7722 - Renting of video tapes and disks	0	
7729	7729 - Renting and leasing of other personal and household g	3	0.1%
7730	7730 - Renting and leasing of other machinery, equipment and	1	0.0%
7740	7740 - Leasing of intellectual property and similar products	0	
7810	7810 - Activities of employment placement agencies	0	
7820	7820 - Temporary employment agency activities	0	
7830	7830 - Other human resources provision	1	0.0%
7911	7911 - Travel agency activities	0	
7912	7912 - Tour operator activities	0	
7990	7990 - Other reservation service and related activities	0	
8010	8010 - Private security activities	11	0.3%
8020	8020 - Security systems service activities	2	0.1%
8030	8030 - Investigation activities	0	
8110	8110 - Combined facilities support activities	0	
8121	8121 - General cleaning of buildings	1	0.0%
8129	8129 - Other building and industrial cleaning activities	1	0.0%
8130	8130 - Landscape care and maintenance service activities	0	
8211	8211 - Combined office administrative service activities	0	
8219	8219 - Photocopying, document preparation and other speciali	1	0.0%
8220	8220 - Activities of call centres	0	
8230	8230 - Organization of conventions and trade shows	0	
8291	8291 - Activities of collection agencies and credit bureaus	0	

sjj2cclean: secondary job isic clean

Value	Label	Cases	Percentage
8292	8292 - Packaging activities	1	0.0%
8299	8299 - Other business support service activities n.e.c.	1	0.0%
8411	8411 - General public administration activities	6	0.2%
8412	8412 - Regulation of the activities of providing health care	0	
8413	8413 - Regulation of and contribution to more efficient oper	0	
8421	8421 - Foreign affairs	0	
8422	8422 - Defence activities	0	
8423	8423 - Public order and safety activities	1	0.0%
8430	8430 - Compulsory social security activities	0	
8510	8510 - Pre-primary and primary education	5	0.2%
8521	8521 - General secondary education	4	0.1%
8522	8522 - Technical and vocational secondary education	1	0.0%
8530	8530 - Higher education	4	0.1%
8541	8541 - Sports and recreation education	0	
8542	8542 - Cultural education	1	0.0%
8549	8549 - Other education n.e.c.	11	0.3%
8550	8550 - Educational support activities	0	
8610	8610 - Hospital activities	4	0.1%
8620	8620 - Medical and dental practice activities	1	0.0%
8690	8690 - Other human health activities	16	0.5%
8710	8710 - Residential nursing care facilities	1	0.0%
8720	8720 - Residential care activities for mental retardation, m	0	
8730	8730 - Residential care activities for the elderly and disab	0	
8790	8790 - Other residential care activities	0	
8810	8810 - Social work activities without accommodation for the	0	
8890	8890 - Other social work activities without accommodation	0	
9000	9000 - Creative, arts and entertainment activities	8	0.2%
9101	9101 - Library and archives activities	0	
9102	9102 - Museums activities and operation of historical sites	0	
9103	9103 - Botanical and zoological gardens and nature reserves	0	
9200	9200 - Gambling and betting activities	0	
9311	9311 - Operation of sports facilities	0	
9312	9312 - Activities of sports clubs	3	0.1%
9319	9319 - Other sports activities	0	
9321	9321 - Activities of amusement parks and theme parks	0	
9329	9329 - Other amusement and recreation activities n.e.c.	0	
9411	9411 - Activities of business and employers membership organ	0	
9412	9412 - Activities of professional membership organizations	0	
9420	9420 - Activities of trade unions	0	
9491	9491 - Activities of religious organizations	26	0.8%
9492	9492 - Activities of political organizations	1	0.0%
9499	9499 - Activities of other membership organizations n.e.c.	0	
9511	9511 - Repair of computers and peripheral equipment	1	0.0%
9512	9512 - Repair of communication equipment	3	0.1%
9521	9521 - Repair of consumer electronics	2	0.1%

# sjj2cclean: secondary job isic clean			
Value	Label	Cases	Percentage
9522	9522 - Repair of household appliances and home and garden eq	2	0.1%
9523	9523 - Repair of footwear and leather goods	2	0.1%
9524	9524 - Repair of furniture and home furnishings	1	0.0%
9529	9529 - Repair of other personal and household goods	4	0.1%
9601	9601 - Washing and (dry-) cleaning of textile and fur produc	8	0.2%
9602	9602 - Hairdressing and other beauty treatment	60	1.9%
9603	9603 - Funeral and related activities	0	
9609	9609 - Other personal service activities n.e.c.	3	0.1%
9700	9700 - Activities of households as employers of domestic per	3	0.1%
9810	9810 - Undifferentiated goods-producing activities of privat	0	
9820	9820 - Undifferentiated service-producing activities of priv	0	
9900	9900 - Activities of extraterritorial organizations and bodi	0	
9999	9999 - Not elsewhere classified	0	
Sysmiss		43407	

Warning: these figures indicate the number of cases found in the data file. They cannot be interpreted as summary statistics of the population of interest.

sjj3: sjj3. in this second job, do you workâ€™?

Information	[Type= discrete] [Format=numeric] [Range= 1-5] [Missing=*]
Statistics [NW/ W]	[Valid=3211 /-] [Invalid=43407 /-]
Literal question	In this second job, do you (NAME) work?

Value	Label	Cases	Percentage
1	As an employee	197	6.1%
2	In (your/his/her) own business activity	2734	85.1%
3	Helping in a household business	253	7.9%
4	As an apprentice, intern	23	0.7%
5	Helping a household member who works for someone else	4	0.1%
Sysmiss		43407	

Warning: these figures indicate the number of cases found in the data file. They cannot be interpreted as summary statistics of the population of interest.

sjj4: sjj4. how many hours do you usually work per week in your second job?

Information	[Type= continuous] [Format=numeric] [Range= 1-126] [Missing=*]
Statistics [NW/ W]	[Valid=3211 /-] [Invalid=43407 /-] [Mean=22.509 /-] [StdDev=12.565 /-]
Literal question	How many hours do you (NAME) usually work per week in your second job?

sjj5: sjj5. total hours usually worked per week in main job and secondary job

Information	[Type= continuous] [Format=numeric] [Range= 1-168] [Missing=*]
Statistics [NW/ W]	[Valid=18542 /-] [Invalid=28076 /-] [Mean=46.22 /-] [StdDev=21.021 /-]
Pre-question	IF MJJ_1==1 OR MJJ_1==2
Literal question	Total hours usually worked per week in main job and secondary job (MJJ_12 + SJJ_4)

sjj5b: sjj5b. on how many days do you usually work each week including the main job and

Information	[Type= discrete] [Format=numeric] [Range= 1-7] [Missing=*]
Statistics [NW/ W]	[Valid=18542 /-] [Invalid=28076 /-] [Mean=5.84 /-] [StdDev=1.309 /-]
Literal question	On how many days do you (NAME) usually work each week including the main job and secondary job?
Interviewer's instructions	(Range from 1 to 7)

# sjj5c: sjj5c. how many weeks do you usually work each month including the main job and			
Information	[Type= discrete] [Format=numeric] [Range= 1-4] [Missing=*]		
Statistics [NW/ W]	[Valid=18542 /-] [Invalid=28076 /-]		
Literal question	How many weeks do you (NAME) usually work each month including the main job and secondary job?		
Interviewer's instructions	(Range from 1 to 4)		
Value	Label	Cases	Percentage
1		44	0.2%
2		248	1.3%
3		528	2.8%
4		17722	95.6%
Sysmiss		28076	
<i>Warning: these figures indicate the number of cases found in the data file. They cannot be interpreted as summary statistics of the population of interest.</i>			
# sjj5d: sjj5d. how many months do you usually work each year including the main job and			
Information	[Type= discrete] [Format=numeric] [Range= 1-12] [Missing=*]		
Statistics [NW/ W]	[Valid=18542 /-] [Invalid=28076 /-]		
Literal question	How many months do you (NAME) usually work each year including the main job and secondary job?		
Value	Label	Cases	Percentage
1		37	0.2%
2		44	0.2%
3		59	0.3%
4		160	0.9%
5		135	0.7%
6		538	2.9%
7		470	2.5%
8		639	3.4%
9		531	2.9%
10		944	5.1%
11		678	3.7%
12		14307	77.2%
Sysmiss		28076	
<i>Warning: these figures indicate the number of cases found in the data file. They cannot be interpreted as summary statistics of the population of interest.</i>			
# sjj6: sjj6. during the last four weeks, did you look for additional or other paid work			
Information	[Type= discrete] [Format=numeric] [Range= 1-3] [Missing=*]		
Statistics [NW/ W]	[Valid=18542 /-] [Invalid=28076 /-]		
Literal question	During the last four weeks, did you (NAME) look for additional or other paid work?		
Value	Label	Cases	Percentage
1	YES	2191	11.8%
2	NO	16342	88.1%
3	DON'T KNOW	9	0.0%
Sysmiss		28076	
<i>Warning: these figures indicate the number of cases found in the data file. They cannot be interpreted as summary statistics of the population of interest.</i>			
# sjj7: sjj7. would you want to work more hours per week than usually worked, provided			
Information	[Type= discrete] [Format=numeric] [Range= 1-2] [Missing=*]		
Statistics [NW/ W]	[Valid=18542 /-] [Invalid=28076 /-]		

# sjj7: sjj7. would you want to work more hours per week than usually worked, provided			
Literal question	Would you (NAME) want to work more hours per week than usually worked, provided the extra hours are paid?		
Value	Label	Cases	Percentage
1	YES	6449	34.8%
2	NO	12093	65.2%
Systemmiss		28076	
<i>Warning: these figures indicate the number of cases found in the data file. They cannot be interpreted as summary statistics of the population of interest.</i>			
# sjj8: sjj8. could you start working more hours within the next two weeks?			
Information	[Type= discrete] [Format=numeric] [Range= 1-2] [Missing=*]		
Statistics [NW/ W]	[Valid=6449 /-] [Invalid=40169 /-]		
Literal question	Could you (NAME) start working more hours within the next two weeks?		
Post-question	IF SJJ_8 = 2 GO TO SJJ_10		
Value	Label	Cases	Percentage
1	YES	5815	90.2%
2	NO	634	9.8%
Systemmiss		40169	
<i>Warning: these figures indicate the number of cases found in the data file. They cannot be interpreted as summary statistics of the population of interest.</i>			
# sjj9: sjj9. how many additional hours per week could you work?			
Information	[Type= continuous] [Format=numeric] [Range= 1-80] [Missing=*]		
Statistics [NW/ W]	[Valid=5815 /-] [Invalid=40803 /-] [Mean=19.504 /-] [StdDev=12.252 /-]		
Literal question	How many additional hours per week could you (NAME) work?		
# sjj10: sjj10. what is the easiest way for you to tell us your wages or salary before ta			
Information	[Type= discrete] [Format=numeric] [Range= 1-7] [Missing=*]		
Statistics [NW/ W]	[Valid=18542 /-] [Invalid=28076 /-]		
Literal question	What is the easiest way for you (NAME) to tell us your wages or salary or earnings before taxes or any other deductions? Would it be...		
Post-question	IF SJJ_10 = 7 GO TO SJJ_13		
Value	Label	Cases	Percentage
1	HOURLY	51	0.3%
2	DAILY	4732	25.5%
3	WEEKLY	5073	27.4%
4	FORTNIGHTLY (EVERY TWO WEEKS)	452	2.4%
5	MONTHLY	4153	22.4%
6	ANNUALLY	1909	10.3%
7	NO PAYMENT	2172	11.7%
Systemmiss		28076	
<i>Warning: these figures indicate the number of cases found in the data file. They cannot be interpreted as summary statistics of the population of interest.</i>			
# sjj11a: sjj11a. do you usually receive any tips or commission?			
Information	[Type= discrete] [Format=numeric] [Range= 1-2] [Missing=*]		
Statistics [NW/ W]	[Valid=16370 /-] [Invalid=30248 /-]		
Literal question	Do you (NAME) usually receive any commissions?		
Value	Label	Cases	Percentage
1	YES	1471	9.0%

# sjj11a: sjj11a. do you usually receive any tips or commission?			
Value	Label	Cases	Percentage
2	NO	14899	91.0%
Sysmiss		30248	
<i>Warning: these figures indicate the number of cases found in the data file. They cannot be interpreted as summary statistics of the population of interest.</i>			
# sjj11b: sjj11b. do you usually receive any tips?			
Information	[Type= discrete] [Format=numeric] [Range= 1-2] [Missing=*]		
Statistics [NW/ W]	[Valid=16370 /-] [Invalid=30248 /-]		
Literal question	Do you (NAME) usually receive any tips?		
Value	Label	Cases	Percentage
1	YES	2502	15.3%
2	NO	13868	84.7%
Sysmiss		30248	
<i>Warning: these figures indicate the number of cases found in the data file. They cannot be interpreted as summary statistics of the population of interest.</i>			
# sjj12: sjj12. what is your hourly/daily/weekly/fortnightly/monthly/annually (chosen abo			
Information	[Type= discrete] [Format=numeric] [Range= 1-9] [Missing=*]		
Statistics [NW/ W]	[Valid=16370 /-] [Invalid=30248 /-]		
Literal question	What is your (NAME'S) hourly/daily/weekly/fortnightly/monthly/annually (chosen above) wage or salary or earnings before deductions?		
Interviewer's instructions	(This covers both the main activity and secondary activity. Include commissions and tips)		
Value	Label	Cases	Percentage
1	< 5K	4131	25.2%
2	>=5K - <10k	2949	18.0%
3	>=10K - <20k	2226	13.6%
4	>=20K - <30k	1659	10.1%
5	>=30K - <50k	1630	10.0%
6	>=50K - <70k	1088	6.6%
7	>=70K - <100k	985	6.0%
8	>=100K - <500k	1394	8.5%
9	>=500K	308	1.9%
Sysmiss		30248	
<i>Warning: these figures indicate the number of cases found in the data file. They cannot be interpreted as summary statistics of the population of interest.</i>			
# sjj13: sjj13. do you want to change (his/her) current employment situation?			
Information	[Type= discrete] [Format=numeric] [Range= 1-2] [Missing=*]		
Statistics [NW/ W]	[Valid=18542 /-] [Invalid=28076 /-]		
Literal question	Do you (NAME) want to change your current employment situation?		
Post-question	IF SJJ_13 = 2 GO TO END		
Value	Label	Cases	Percentage
1	YES	8910	48.1%
2	NO	9632	51.9%
Sysmiss		28076	
<i>Warning: these figures indicate the number of cases found in the data file. They cannot be interpreted as summary statistics of the population of interest.</i>			
# sjj14: sjj14. what is the main reason why you want to change your employment situation?			
Information	[Type= discrete] [Format=numeric] [Range= 1-9] [Missing=*]		

# sjj14: sjj14. what is the main reason why you want to change your employment situation?			
Statistics [NW/ W]	[Valid=8910 /-] [Invalid=37708 /-]		
Literal question	What is the main reason why you (NAME) want to change your employment situation?		
Post-question	IF SJJ_14 = 1 GO TO END IF SJJ_14 = 2 GO TO END IF SJJ_14 = 3 GO TO END IF SJJ_14 = 4 GO TO END IF SJJ_14 =5 GO TO END IF SJJ_14 = 6 GO TO END IF SJJ_14 = 7 GO TO END IF SJJ_14 = 8 GO TO END IF SJJ_14 = 9 GO TO END		
Value	Label	Cases	Percentage
1	PRESENT JOB(S) IS/ARE TEMPORARY	762	8.6%
2	TO HAVE A BETTER PAID JOB	6191	69.5%
3	TO HAVE MORE CLIENTS/BUSINESS	1213	13.6%
4	TO WORK MORE HOURS	55	0.6%
5	TO WORK FEWER HOURS	65	0.7%
6	TO BETTER MATCH SKILLS	166	1.9%
7	TO WORK CLOSER TO HOME	25	0.3%
8	TO IMPROVE OTHER WORKING CONDITIONS	386	4.3%
9	OTHER (SPECIFY)	47	0.5%
Sysmiss		37708	
<i>Warning: these figures indicate the number of cases found in the data file. They cannot be interpreted as summary statistics of the population of interest.</i>			
# sjj14oths: sjj14.others			
Information	[Type= discrete] [Format=character] [Missing=*]		
Statistics [NW/ W]	[Valid=47 /-]		
Pre-question	What is the main reason why you (NAME) want to change your employment situation?		
Literal question	Others?		
Value	Label	Cases	Percentage
BECAUSE OF THE OLD AGE, AS AM BECOMING OLD I AM NOT GOING TO FEAT FOR TAILORING AGAIN		1	2.1%
BECAUSE OF TRANSPORTAT DIFFICULTIES INVOLVED IN THIS BUSINESS		1	2.1%
BECAUSE OF TRANSPORTAT		1	2.1%

sjj14oths: sjj14.others

Value	Label	Cases	Percentage
PROBLEMS WE ARE FACING IN THIS COMMUNITY PARTICULARLY DURING RAINY SEASON.			
BUILDING WORK IS NOT STEADY		1	2.1%
HE WANTS TO CHANGE BECAUSE, HE DOES NOT WANT TO DO IT WITH GRAY HAIR		1	2.1%
HUGE /LARGE MONEY NEEDED TO ELEVATE THE CURRENT JOB,LITTLE MONEY IS NOT ENOUGH FOR HER PRESENT JOB		1	2.1%
I WANT MONEY TO IMPROVE MY TRADING		1	2.1%
I WANT TO CHANGE MY AREA OF FARMING, BECAUSE OF BANDITRY AND INSECURITY		1	2.1%
I WANT TO GO BACK TO SCHOOL		1	2.1%
IF FUND PROVIDED,SO THAT SHE CAN INVEST MORE ON OTHER AREAS OF INVESTMENT AND GROWS IN HER BUSSINES		1	2.1%
IS TOO HARD AND IT MAKES ME OLDER THAN MY AGE		1	2.1%
IS TOO STRESSFUL		1	2.1%

sjj14oths: sjj14.others

Value	Label	Cases	Percentage
IT IS TOO STRESSFUL, A LOT OF SUFFERING		1	2.1%
LOOKING FOR MONEY TO GO TO SCHOOL		1	2.1%
NEW TECHNOLOGIES HAVE BROUGHT NEW THINKINGS THAT OUR CLIENTS TURN TO THEM		1	2.1%
NO STRENGTH TO DO FARM WORK AGAIN		1	2.1%
SHE CLAIMS THAT CURRENT GRINDING JOB IS QUITE HECTIC AND DEMANDING, BECAUSE SHE HAS TO WORK UNDER ANY WEATHER CONDITIONS; UNDER THE SUN AND EVEN IN THE RAIN SOME DAYS, WHICH ISNT SO CONVENIENT AND APPEALING.		1	2.1%
SHE SAID THAT HER WORK IS STRESSFUL		1	2.1%
SOMETIMES, FOUR MONTHS OR MORE, NO CUSTOMER TO BUY.. SO ANOTHER WORK IS NEEDED		1	2.1%
THE JOB IS TOO STRENUOUS.		1	2.1%
THE MAIN IS NOT REGULAR. DOESN'T		1	2.1%

sjj14oths: sjj14.others

Value	Label	Cases	Percentage
COME STEADY			
THE RECENT WORK IS SO STRESSFUL		1	2.1%
TIRED OF DOING THE PRESENT JOB		1	2.1%
TIRED OF FARM WORK		1	2.1%
TO BE ABLE TO SUPPORT MY PARENTS TO CONTRIBUTE TO PART OF PAYMENT FOR MY UNIVERSITY FEES.		1	2.1%
TO EARN MONEY, SHE HAS NO JOB CURRENTLY		1	2.1%
TO ESTERBLISH HIS OWN BUSINESS		1	2.1%
TO GET ANOTHER TYPE OF BUSINESS		1	2.1%
TO GET MONEY FOR SHOP AND EXPANSION		1	2.1%
TO GO TO SCHOOL FOR BETTER EDUCATION AND BRIGHTER FUTURE.		1	2.1%
TO HAVE MONEY FOR A BETTER BUSINESS		1	2.1%
TO HAVE MONEY TO FURTHER MY EDUCATION		1	2.1%
TO HAVE MORE MONEY TO BUY MORE GOODS FOR HIS BUSINESS		1	2.1%
TO HAVE MORE MONEY TO SAVE FOR SCHOOL FEES,		1	2.1%

sjj14oths: sjj14.others

Value	Label	Cases	Percentage
WANTS TO FURTHER MORE IN HIS EDUCATION			
TO HAVE MORE TO BUY MACHINERY THAT WILL MAKE THE FARM WORK FASTER. TO HAVE MONEY TO BUY MORE LANDS AND SEEDS.		1	2.1%
TO LEARN HAND WORK		1	2.1%
TO OWN HIS PERSONAL BUSINESS		1	2.1%
TO RAISE FUNDS TO START BUSINESS		1	2.1%
TO RAISE MORE CAPITAL		1	2.1%
TO SECURE A JOB THAT WILL GIVE HER CONSTANT MONTHLY FLOW OF SALARY/ INCOME		1	2.1%
TO SETUP AN ISLAMIC AND ARABIC SCHOOL		1	2.1%
TO START HER OWN SALON		1	2.1%
TO SUPPORT MY PARENTS FOR PART PAYMENT OF MY TUTION FEE.		1	2.1%
TO SUPPORT MYSELF WHEN THE NEED ARISE		1	2.1%
TO TAKE CARE , ALSO HAVE TIME FOR HER CHILDREN		1	2.1%
TO WORK WITH A LITTLE		1	2.1%

# sjj14oths: sjj14.others			
Value	Label	Cases	Percentage
MONEY BECAUSE THE JOB HE IS DOING REQUIRES LARGE \ HUGE MONEY FOR HIS BUSSINES			
To be busy and have more impact on the society		1	2.1%
<i>Warning: these figures indicate the number of cases found in the data file. They cannot be interpreted as summary statistics of the population of interest.</i>			
# um1_1: um1. in the last four (4) weeks, were you looking for any kind of paid work?:loo			
Information	[Type= discrete] [Format=numeric] [Range= 0-1] [Missing=*/7]		
Statistics [NW/ W]	[Valid=7276 /-] [Invalid=39342 /-]		
Literal question	In the last four weeks, did you (NAME) do?		
Post-question	If "No" in both UM_1a and UM_1b go to UM_4; otherwise continue		
Value	Label	Cases	Percentage
0	NO	6471	88.9%
1	YES	805	11.1%
7		3	
Sysmiss		39339	
<i>Warning: these figures indicate the number of cases found in the data file. They cannot be interpreted as summary statistics of the population of interest.</i>			
# um1_2: um1. in the last four (4) weeks, were you looking for any kind of paid work?:try			
Information	[Type= discrete] [Format=numeric] [Range= 0-1] [Missing=*/7]		
Statistics [NW/ W]	[Valid=7270 /-] [Invalid=39348 /-]		
Pre-question	In the last four weeks, did you (NAME) do?		
Literal question	Try to start any kind of business?		
Value	Label	Cases	Percentage
0	NO	6513	89.6%
1	YES	757	10.4%
7		9	
Sysmiss		39339	
<i>Warning: these figures indicate the number of cases found in the data file. They cannot be interpreted as summary statistics of the population of interest.</i>			
# um2: um2. in the last four weeks, what kind of work/business arrangement were you			
Information	[Type= discrete] [Format=numeric] [Range= 1-3] [Missing=*]		
Statistics [NW/ W]	[Valid=1146 /-] [Invalid=45472 /-]		
Literal question	In the last four weeks what kind of working/business arrangement were you (NAME) looking for?		
Value	Label	Cases	Percentage
1	FULL TIME	451	39.4%
2	PART-TIME	148	12.9%
3	ANY WORKING ARRANGEMENT	547	47.7%
Sysmiss		45472	
<i>Warning: these figures indicate the number of cases found in the data file. They cannot be interpreted as summary statistics of the population of interest.</i>			

# um3_1: um3. in the last four weeks what have you done to search for paid work (job):wai			
Information	[Type= discrete] [Format=numeric] [Range= 0-1] [Missing=*]		
Statistics [NW/ W]	[Valid=1146 /-] [Invalid=45472 /-]		
Pre-question	In the last four weeks what have you (NAME) done to search for paid work (job) or to start a business?		
Literal question	WAITED/REGISTERED AT EMPLOYMENT AGENCY/TRADE UNION?		
Interviewer's instructions	MARK ALL APPLICABLE OPTIONS		
Value	Label	Cases	Percentage
0	NO	1086	94.8%
1	YES	60	5.2%
Sysmiss		45472	
<i>Warning: these figures indicate the number of cases found in the data file. They cannot be interpreted as summary statistics of the population of interest.</i>			
# um3_2: um3. in the last four weeks what have you done to search for paid work (job):enq			
Information	[Type= discrete] [Format=numeric] [Range= 0-1] [Missing=*]		
Statistics [NW/ W]	[Valid=1146 /-] [Invalid=45472 /-]		
Pre-question	In the last four weeks what have you (NAME) done to search for paid work (job) or to start a business?		
Literal question	ENQUIRED AT WORKPLACES, FARMS, FACTORIES OR CALLED ON OTHER POSSIBLE EMPLOYERS?		
Interviewer's instructions	MARK ALL APPLICABLE OPTIONS		
Value	Label	Cases	Percentage
0	NO	794	69.3%
1	YES	352	30.7%
Sysmiss		45472	
<i>Warning: these figures indicate the number of cases found in the data file. They cannot be interpreted as summary statistics of the population of interest.</i>			

# um3_3: um3. in the last four weeks what have you done to search for paid work (job):pla			
Information	[Type= discrete] [Format=numeric] [Range= 0-1] [Missing=*]		
Statistics [NW/ W]	[Valid=1146 /-] [Invalid=45472 /-]		
Pre-question	In the last four weeks what have you (NAME) done to search for paid work (job) or to start a business?		
Literal question	PLACED/ANSWERED ADVERTISEMENT(S)?		
Interviewer's instructions	MARK ALL APPLICABLE OPTIONS		
Value	Label	Cases	Percentage
0	NO	1104	96.3%
1	YES	42	3.7%
Sysmiss		45472	
<i>Warning: these figures indicate the number of cases found in the data file. They cannot be interpreted as summary statistics of the population of interest.</i>			
# um3_4: um3. in the last four weeks what have you done to search for paid work (job):sea			
Information	[Type= discrete] [Format=numeric] [Range= 0-1] [Missing=*]		
Statistics [NW/ W]	[Valid=1146 /-] [Invalid=45472 /-]		
Pre-question	In the last four weeks what have you (NAME) done to search for paid work (job) or to start a business?		
Literal question	SEARCHED THROUGH JOB ADVERTISEMENT(S) / SEARCHED THE INTERNET?		
Post-question	IF UM3_4 = 1 GO TO UM_8		
Interviewer's instructions	MARK ALL APPLICABLE OPTIONS		
Value	Label	Cases	Percentage
0	NO	928	81.0%
1	YES	218	19.0%
Sysmiss		45472	
<i>Warning: these figures indicate the number of cases found in the data file. They cannot be interpreted as summary statistics of the population of interest.</i>			
# um3_5: um3. in the last four weeks what have you done to search for paid work (job):sou			
Information	[Type= discrete] [Format=numeric] [Range= 0-1] [Missing=*]		
Statistics [NW/ W]	[Valid=1146 /-] [Invalid=45472 /-]		
Pre-question	In the last four weeks what have you (NAME) done to search for paid work (job) or to start a business?		
Literal question	SOUGHT ASSISTANCE FROM RELATIVES OR FRIENDS?		
Interviewer's instructions	MARK ALL APPLICABLE OPTIONS		
Value	Label	Cases	Percentage
0	NO	579	50.5%
1	YES	567	49.5%
Sysmiss		45472	
<i>Warning: these figures indicate the number of cases found in the data file. They cannot be interpreted as summary statistics of the population of interest.</i>			
# um3_6: um3. in the last four weeks what have you done to search for paid work (job):loo			
Information	[Type= discrete] [Format=numeric] [Range= 0-1] [Missing=*]		
Statistics [NW/ W]	[Valid=1146 /-] [Invalid=45472 /-]		
Pre-question	In the last four weeks what have you (NAME) done to search for paid work (job) or to start a business?		
Literal question	LOOKED FOR LAND, BUILDING EQUIPMENT TO APPLY FOR PERMIT TO START OWN BUSINESS OR FARMING?		
Interviewer's instructions	MARK ALL APPLICABLE OPTIONS		
Value	Label	Cases	Percentage
0	NO	1066	93.0%

# um3_6: um3. in the last four weeks what have you done to search for paid work (job):loo			
Value	Label	Cases	Percentage
1	YES	80	7.0%
Sysmiss		45472	
<i>Warning: these figures indicate the number of cases found in the data file. They cannot be interpreted as summary statistics of the population of interest.</i>			
# um3_7: um3. in the last four weeks what have you done to search for paid work (job):wai			
Information	[Type= discrete] [Format=numeric] [Range= 0-1] [Missing=*]		
Statistics [NW/ W]	[Valid=1146 /-] [Invalid=45472 /-]		
Pre-question	In the last four weeks what have you (NAME) done to search for paid work (job) or to start a business?		
Literal question	WAITED AT THE STREET SIDE WHERE CASUAL WORKERS ARE FOUND?		
Interviewer's instructions	MARK ALL APPLICABLE OPTIONS		
Value	Label	Cases	Percentage
0	NO	1082	94.4%
1	YES	64	5.6%
Sysmiss		45472	
<i>Warning: these figures indicate the number of cases found in the data file. They cannot be interpreted as summary statistics of the population of interest.</i>			
# um3_8: um3. in the last four weeks what have you done to search for paid work (job):sou			
Information	[Type= discrete] [Format=numeric] [Range= 0-1] [Missing=*]		
Statistics [NW/ W]	[Valid=1146 /-] [Invalid=45472 /-]		
Pre-question	In the last four weeks what have you (NAME) done to search for paid work (job) or to start a business?		
Literal question	SOUGHT FINANCIAL ASSISTANCE TO LOOK FOR WORK OR START A BUSINESS?		
Interviewer's instructions	MARK ALL APPLICABLE OPTIONS		
Value	Label	Cases	Percentage
0	NO	732	63.9%
1	YES	414	36.1%
Sysmiss		45472	
<i>Warning: these figures indicate the number of cases found in the data file. They cannot be interpreted as summary statistics of the population of interest.</i>			
# um3_9: um3. in the last four weeks what have you done to search for paid work (job):oth			
Information	[Type= discrete] [Format=numeric] [Range= 0-1] [Missing=*]		
Statistics [NW/ W]	[Valid=1146 /-] [Invalid=45472 /-]		
Pre-question	In the last four weeks what have you (NAME) done to search for paid work (job) or to start a business?		
Literal question	OTHER (SPECIFY)		
Interviewer's instructions	MARK ALL APPLICABLE OPTIONS		
Value	Label	Cases	Percentage
0	NO	1139	99.4%
1	YES	7	0.6%
Sysmiss		45472	
<i>Warning: these figures indicate the number of cases found in the data file. They cannot be interpreted as summary statistics of the population of interest.</i>			
# um3ots: um3. other specify			
Information	[Type= discrete] [Format=character] [Missing=*]		
Statistics [NW/ W]	[Valid=7 /-] [Invalid=0 /-]		
Pre-question	In the last four weeks what have you (NAME) done to search for paid work (job) or to start a business?		
Literal question	OTHER SPECIFY		

# um3ots: um3. other specify			
Interviewer's instructions		MARK ALL APPLICABLE OPTIONS	
Value	Label	Cases	Percentage
ALSO DROPPED APPLICATIONS LETTERS IN PRIVATE SCHOOLS		1	14.3%
APPARANTISHI IN MECHANIC WORK		1	14.3%
ASK PEOPLE AROUND HER TO HELP HER LOOK FOR CLEANING JOB OR MONEY TO START HER BUSINESS BACK.		1	14.3%
DOING APPARENTICES IN MECHANIC		1	14.3%
ON TAILORING APPERANTISHI TRAINING		1	14.3%
SEARCHED FOR A JOB AT A CAFÃ%		1	14.3%
TAILORING APRENTICE IN A TAILORING SHOP		1	14.3%
<i>Warning: these figures indicate the number of cases found in the data file. They cannot be interpreted as summary statistics of the population of interest.</i>			
# um4: um4. was this because you had already arranged to take up paid work (job) or to			
Information	[Type= discrete] [Format=numeric] [Range= 1-2] [Missing=*]		
Statistics [NW/ W]	[Valid=6132 /-] [Invalid=40486 /-]		
Literal question	Was this because you (NAME) had already arranged to take up paid work (job) or to start a business at some later date?		
Post-question	IF UM_4 = 2 GO TO UM_6		
Value	Label	Cases	Percentage
1	YES	97	1.6%
2	NO	6035	98.4%
Sysmiss		40486	
<i>Warning: these figures indicate the number of cases found in the data file. They cannot be interpreted as summary statistics of the population of interest.</i>			
# um5: um5. how soon are you expecting to start working in this job or business?			
Information	[Type= discrete] [Format=numeric] [Range= 1-3] [Missing=*]		
Statistics [NW/ W]	[Valid=97 /-] [Invalid=46521 /-]		
Literal question	How soon are you (NAME) expecting to start working in this job or business?		
Value	Label	Cases	Percentage
1	WITHIN 1 MONTH OR LESS	25	25.8%

# um5: um5. how soon are you expecting to start working in this job or business?			
Value	Label	Cases	Percentage
2	IN MORE THAN 1 MONTH TO 3 MONTHS	38	39.2%
3	IN MORE THAN 3 MONTHS	34	35.1%
Sysmiss		46521	
<i>Warning: these figures indicate the number of cases found in the data file. They cannot be interpreted as summary statistics of the population of interest.</i>			
# um6: um6. would you have liked to work in a paid job or business last week?			
Information	[Type= discrete] [Format=numeric] [Range= 1-2] [Missing=*]		
Statistics [NW/ W]	[Valid=6132 /-] [Invalid=40486 /-]		
Literal question	Would you (NAME) have liked to work in a paid job or business last week?		
Post-question	IF UM_6 = 1 GO TO UM_9		
Value	Label	Cases	Percentage
1	YES	1013	16.5%
2	NO	5119	83.5%
Sysmiss		40486	
<i>Warning: these figures indicate the number of cases found in the data file. They cannot be interpreted as summary statistics of the population of interest.</i>			
# um7: um7. what was the main reason you did not want to work last week			
Information	[Type= discrete] [Format=numeric] [Range= 1-10] [Missing=*]		
Statistics [NW/ W]	[Valid=5119 /-] [Invalid=41499 /-]		
Literal question	What was the main reason you (NAME) did not want to work last week (Monday to Sunday)?		
Post-question	IF UM_7 = 10 GO TO UM_13		
Value	Label	Cases	Percentage
1	STUDENT OR SCHOLAR/LEARNER	2828	55.2%
2	HOUSEWIFE/HOMEMAKER (FAMILY CONSIDERATIONS/ CHILD CARE)	948	18.5%
3	HEALTH REASONS	344	6.7%
4	RETIRED OR TOO OLD FOR WORK	563	11.0%
5	NO DESIRE TO WORK	152	3.0%
6	TOO YOUNG TO WORK	20	0.4%
7	PREGNANCY	40	0.8%
8	DISABLED OR UNABLE TO WORK	53	1.0%
9	FUTURE JOB ARRANGED	36	0.7%
10	OTHER SPECIFY	135	2.6%
Sysmiss		41499	
<i>Warning: these figures indicate the number of cases found in the data file. They cannot be interpreted as summary statistics of the population of interest.</i>			
# um8: um8. for how long have you been without work and trying to find paid work (job)			
Information	[Type= discrete] [Format=numeric] [Range= 1-8] [Missing=*]		
Statistics [NW/ W]	[Valid=1146 /-] [Invalid=45472 /-]		
Literal question	For how long have you (NAME) been without work and trying to find paid work (job) or start a business?		
Post-question	IF UM_7 = 8 GO TO UM_10a		
Value	Label	Cases	Percentage
1	LESS THAN 3 MONTHS	235	20.5%
2	3 MONTHS - LESS THAN 6 MONTHS	178	15.5%
3	6 MONTHS - LESS THAN 9 MONTHS	112	9.8%

um8: um8. for how long have you been without work and trying to find paid work (job)

Value	Label	Cases	Percentage
4	9 MONTHS - LESS THAN 1 YEAR	104	9.1%
5	1 YEAR - LESS THAN 3 YEARS	312	27.2%
6	3 YEARS - 5 YEARS	109	9.5%
7	MORE THAN 5 YEARS	87	7.6%
8	DON T KNOW	9	0.8%
System		45472	

Warning: these figures indicate the number of cases found in the data file. They cannot be interpreted as summary statistics of the population of interest.

um9: um9. what was the main reason why you did not try to find paid work (job)

Information	[Type= discrete] [Format=numeric] [Range= 1-18] [Missing=*]
Statistics [NW/ W]	[Valid=1013 /-] [Invalid=45605 /-]
Literal question	What was the main reason why you (NAME) did not try to find paid work (job) or start a business in the last?

Value	Label	Cases	Percentage
1	AWAITING THE SEASON FOR WORK	85	8.4%
2	WAITING TO BE RECALLED TO FORMER JOB	22	2.2%
3	HEALTH REASONS	31	3.1%
4	PREGNANCY	5	0.5%
5	DISABLED OR UNABLE TO WORK (HANDICAPPED)	2	0.2%
6	HOUSEWIFE/HOMEMAKER (FAMILY CONSIDERATIONS/ CHILD CARE)	126	12.4%
7	UNDERGOING TRAINING TO HELP FIND WORK	46	4.5%
8	NO JOBS AVAILABLE IN THE AREA	271	26.8%
9	LACK OF MONEY TO PAY FOR TRANSPORT TO LOOK FOR WORK	25	2.5%
10	UNABLE TO FIND WORK REQUIRING HIS/HER SKILLS	34	3.4%
11	LOST HOPE OF FINDING ANY KIND OF WORK	25	2.5%
12	NO TRANSPORT AVAILABLE	0	
13	SCHOLAR OR STUDENT	146	14.4%
14	RETIRED/TOO OLD TO WORK	15	1.5%
15	TOO YOUNG TO WORK	3	0.3%
16	LACK OF CAPITAL	151	14.9%
17	FUTURE JOB ARRANGED	2	0.2%
18	OTHER REASON, SPECIFY	24	2.4%
System		45605	

Warning: these figures indicate the number of cases found in the data file. They cannot be interpreted as summary statistics of the population of interest.

um9ots: um9. other specify

Information	[Type= discrete] [Format=character] [Missing=*]
Statistics [NW/ W]	[Valid=24 /-] [Invalid=0 /-]
Pre-question	What was the main reason why you (NAME) did not try to find paid work (job) or start a business in the last?
Literal question	Other specify

Value	Label	Cases	Percentage
ATTENDING QURANIC SCHOOL ONLY		1	4.2%

um9ots: um9. other specify

Value	Label	Cases	Percentage
AWAITING NYSC.		1	4.2%
AWAITING UNIVERSITY ADMISSION		1	4.2%
BECAUSE OF THE DEATH OF MY HUSBAND		1	4.2%
COMFORTABLE WITH THE HOME FARM BUSINESS		1	4.2%
FAMILY WAS KIDNAPPED		1	4.2%
FLOOD		1	4.2%
FRESH OUT OF SCHOOL		1	4.2%
HAVEN'T REALLY THOUGHT OF LOOKING FOR JOB		1	4.2%
HE DOESN'T HAVE THE CONNECTION TO GET A JOB		1	4.2%
I HAVE BEEN DIVORCED, AND CHANGED MY RESIDENCE. I HAVE NOT START DOING ANYTHING		1	4.2%
I am OK with my pastoral wor for now but if there is other job opportunity I will work		1	4.2%
IS A CLERGYMAN AND THAT HE IS NOT RECEIVING ANY INCOME		1	4.2%
KIDNAPPED ALONG MY MOTHER AND BROTHER		1	4.2%
MANY OF OUR COMMUNITY WERE DISPLACED AND RUNNAWY, THE VILLAGE IS SCANTY		1	4.2%

um9ots: um9. other specify

Value	Label	Cases	Percentage
AND BUSINESS TO RUN			
MY PARENTS DOES NOT ALLOW ME TO DO ANY KIND OF WORK OR BUSINESS		1	4.2%
NEVER THOUGHT OF IT		1	4.2%
NO EDUCATION		1	4.2%
SHE IS LEARNING HAIRDRESSING		1	4.2%
UNPAID APPRENTICE		3	12.5%
WAITING FOR YOUTH SERVICE		1	4.2%
WAS KIDNAPPED		1	4.2%

Warning: these figures indicate the number of cases found in the data file. They cannot be interpreted as summary statistics of the population of interest.

um10a: um10a. if work in a paid job or in a business were offered, would you have been

Information	[Type= discrete] [Format=numeric] [Range= 1-3] [Missing=*]
Statistics [NW/ W]	[Valid=2159 /-] [Invalid=44459 /-]
Literal question	If a work in a paid job or in a business were offered, would you (NAME) have been able to start work last week (Monday)?
Post-question	IF UM_10a = 1 GO TO UM_13

Value	Label	Cases	Percentage
1	YES	2000	92.6%
2	NO	153	7.1%
3	DON'T KNOW	6	0.3%
Sysmiss		44459	

Warning: these figures indicate the number of cases found in the data file. They cannot be interpreted as summary statistics of the population of interest.

um10b: um10b. or, could you start working within the next two weeks?

Information	[Type= discrete] [Format=numeric] [Range= 1-3] [Missing=*]
Statistics [NW/ W]	[Valid=159 /-] [Invalid=46459 /-]
Literal question	Or, could you (NAME) start working within the next two week?
Post-question	IF UM_10B = 1 GO TO UM_13

Value	Label	Cases	Percentage
1	YES	57	35.8%
2	NO	92	57.9%
3	DON'T KNOW	10	6.3%
Sysmiss		46459	

Warning: these figures indicate the number of cases found in the data file. They cannot be interpreted as summary statistics of the population of interest.

# um11: um11. what was the main reason why you were not available for paid work (job)			
Information	[Type= discrete] [Format=numeric] [Range= 1-9] [Missing=*]		
Statistics [NW/ W]	[Valid=102 /-] [Invalid=46516 /-]		
Literal question	What was the main reason why you (NAME) were not available for paid work (job) last week (Monday to Sunday)?		
Value	Label	Cases	Percentage
1	STUDENT OR SCHOLAR/LEARNER	21	20.6%
2	HOUSEWIFE/HOMEMAKER (FAMILY CONSIDERATIONS/ CHILD CARE)	37	36.3%
3	HEALTH REASONS	20	19.6%
4	RETIRED/TOO OLD TO WORK	6	5.9%
5	NO DESIRE TO WORK	6	5.9%
6	TOO YOUNG TO WORK	0	
7	PREGNANCY	3	2.9%
8	DISABLED OR UNABLE TO WORK	1	1.0%
9	OTHER, SPECIFY	8	7.8%
Sysmiss		46516	
<i>Warning: these figures indicate the number of cases found in the data file. They cannot be interpreted as summary statistics of the population of interest.</i>			
# umots: um11. other specify			
Information	[Type= discrete] [Format=character] [Missing=*]		
Statistics [NW/ W]	[Valid=8 /-] [Invalid=0 /-]		
Pre-question	What was the main reason why you (NAME) were not available for paid work (job) last week (Monday to Sunday)?		
Literal question	Other specify		
Value	Label	Cases	Percentage
	DEATH OF MY HUSBAND	1	12.5%
	I HAVE NOT FINISH QURANIC SCHOOL	1	12.5%
	KIDNAPPED	1	12.5%
	MY PARENTS DOES NOT ALLOW ME TO DO ANY KIND OF WORK OR BUSINESS	1	12.5%
	RUN DURING BANDITRY ATTACK AND HAVE NOT RETURNED YET	1	12.5%
	WAITING FOR HIS BROTHER TO DECIDE FOR HER,SINCE SHE CANNOT TAKE SUCH DECISIONS BY HERSELF	1	12.5%
	WAITING FOR MONEY TO	1	12.5%










# umots: um11. other specify			
Value	Label	Cases	Percentage
START OWN BUSINESS			
WANTS CAPITAL TO START HER OWN BUSINESS		1	12.5%
<i>Warning: these figures indicate the number of cases found in the data file. They cannot be interpreted as summary statistics of the population of interest.</i>			
# um12: um12. if paid work (job) or business opportunity became available, how soon can			
Information	[Type= discrete] [Format=numeric] [Range= 1-6] [Missing=*]		
Statistics [NW/ W]	[Valid=102 /-] [Invalid=46516 /-]		
Literal question	If paid work (job) or a business opportunity became available, how soon can you (NAME) start?		
Value	Label	Cases	Percentage
1	WITHIN A WEEK	11	10.8%
2	WITHIN TWO WEEKS	6	5.9%
3	WITHIN FOUR WEEKS	11	10.8%
4	LATER THAN FOUR WEEKS FROM NOW	24	23.5%
5	NO DESIRE TO WORK OR UNABLE TO WORK (IN A PAID JOB OR BUSINE	27	26.5%
6	DON T KNOW	23	22.5%
Sysmiss		46516	
<i>Warning: these figures indicate the number of cases found in the data file. They cannot be interpreted as summary statistics of the population of interest.</i>			
# um13: um13. have you ever worked for pay or profit or helped unpaid in a household bus			
Information	[Type= discrete] [Format=numeric] [Range= 1-2] [Missing=*]		
Statistics [NW/ W]	[Valid=7143 /-] [Invalid=39475 /-]		
Literal question	Have you (NAME) ever worked for pay or profit or helped unpaid in a household business?		
Post-question	IF UM_13 = 2 GO TO UM_16		
Value	Label	Cases	Percentage
1	YES	1918	26.9%
2	NO	5225	73.1%
Sysmiss		39475	
<i>Warning: these figures indicate the number of cases found in the data file. They cannot be interpreted as summary statistics of the population of interest.</i>			
# um14: um14. how long ago was it since you last worked?			
Information	[Type= discrete] [Format=numeric] [Range= 1-8] [Missing=*]		
Statistics [NW/ W]	[Valid=1918 /-] [Invalid=44700 /-]		
Literal question	How long ago was it since you (NAME) last work?		
Value	Label	Cases	Percentage
1	LESS THAN 3 MONTHS	491	25.6%
2	3 MONTHS - LESS THAN 6 MONTHS	254	13.2%
3	6 MONTHS - LESS THAN 9 MONTHS	115	6.0%
4	9 MONTHS - LESS THAN 1 YEAR	125	6.5%
5	1 YEAR - LESS THAN 3 YEARS	319	16.6%
6	3 YEARS - 5 YEARS	232	12.1%
7	MORE THAN 5 YEARS	367	19.1%

# um14: um14. how long ago was it since you last worked?			
Value	Label	Cases	Percentage
8	DON T KNOW	15	0.8%
Systemmiss		44700	
<i>Warning: these figures indicate the number of cases found in the data file. They cannot be interpreted as summary statistics of the population of interest.</i>			
# um15: um15. what was the main reason you stopped working in your last job/business?			
Information	[Type= discrete] [Format=numeric] [Range= 1-10] [Missing=*]		
Statistics [NW/ W]	[Valid=1918 /-] [Invalid=44700 /-]		
Literal question	What was the main reason you (NAME) stopped working in your last job/business?		
Value	Label	Cases	Percentage
1	HEALTH REASONS	266	13.9%
2	CARING FOR OWN CHILDREN/RELATIVES	105	5.5%
3	PREGNANCY	51	2.7%
4	OTHER FAMILY/COMMUNITY RESPONSIBILITIES	139	7.2%
5	GOING TO SCHOOL	392	20.4%
6	LOST JOB/JOB ENDED/LAID OFF/BUSINESS SOLD/CLOSED DOWN	382	19.9%
7	CHANGED RESIDENCE	79	4.1%
8	DISSATISFIED WITH JOB	94	4.9%
9	RETIRED/TOO OLD TO WORK	306	16.0%
10	OTHER, SPECIFY	104	5.4%
Systemmiss		44700	
<i>Warning: these figures indicate the number of cases found in the data file. They cannot be interpreted as summary statistics of the population of interest.</i>			
# um15ots: um15. other specify			
Information	[Type= discrete] [Format=character] [Missing=*]		
Statistics [NW/ W]	[Valid=104 /-]		
Pre-question	What was the main reason you (NAME) stopped working in your last job/business?		
Literal question	Other Specify		
Value	Label	Cases	Percentage
APPRENTICESH		1	1.0%
ASUU STRIKE		1	1.0%
ATTENDING QURANIC SCHOOL		1	1.0%
AWAITING NYSC.		1	1.0%
BECAUSE MAMA HAS COME BACK FROM TRAVELING		1	1.0%
CONTRACT BASIS		1	1.0%
COST OF RAW MATERIALS BECAME TOO EXPENSIVE		1	1.0%
CRISIS (INSECURITY)		1	1.0%

um15ots: um15. other specify

Value	Label	Cases	Percentage
DEATH OF HUSBAND AND OLD AGE		1	1.0%
DEATH OF MY HUSBAND		1	1.0%
DISABILITY - SHE HAS STROKE		1	1.0%
DISABILITY DUE TO BLINDNESS		1	1.0%
FINANCIAL		1	1.0%
FINANCIAL CHALLENGES		1	1.0%
FINANCIAL CHALLENGES		1	1.0%
FINANCIAL ISSUE		1	1.0%
FLOOD		6	5.8%
FLOOD HAS COVERED THE AREA		1	1.0%
FLOODING AND NATURAL DISASTER		1	1.0%
FORCEFUL RETIREMENT		2	1.9%
GETTING MARRIED WAS THE REASON SHE HAD TO STOP THE JOB		1	1.0%
GOING TO LEARN FASHION DESIGNS AFTER SCHOOL HOUR.		1	1.0%
HAD MY SEWING MACHINE STOLEN		1	1.0%
HE IS A STUDENT		1	1.0%
HE STOPPED BECAUSE HE STARTED LEARNING WORK		1	1.0%
HE WAS ATTACKED BY SEA PIRATE AND HIS SPEED BOAT		1	1.0%

um15ots: um15. other specify

Value	Label	Cases	Percentage
WHICH HE NORMALLY USED FOR TRANSPORTAT BUSINESS WAS COLLECTED.			
HIS MOTORCYCLE HE USES IN TRANSPORT BUSINESS SPOILED SINCE 8 MONTHS AGO AND HE HAS NO MONEY TO REPAIR IT.		1	 1.0%
HUSBAND DID NOT ALLOWED ME WORK OR DO ANY BUSINESS SINCE I GOT MARRIED		1	 1.0%
I DID NOT STOP WORKING SINCE I STARTED THE JOB.		1	 1.0%
I RELOCATED		1	 1.0%
IN ADDITION TO HIS CLERGY WORK, HE WAS ENGAGED IN POULTRY FARMING BUT STOPPED SINCE THE CHICKEN HAD BEEN STOLEN.		1	 1.0%
IT IS BEDAUSE OF THE FESTIVE PERIOD		1	 1.0%
LACK OF CAPITAL		8	 7.7%
LACK OF CAPITAL FUNDS TO RESTART BUSINESS		2	 1.9%
LACK OF CAPITAL TO CONTINUE THE BUSINESS		1	 1.0%






um15ots: um15. other specify












Value	Label	Cases	Percentage
LACK OF CUSTOMERS		1	 1.0%
LACK OF MONEY		1	 1.0%
LACK OF MONEY.		1	 1.0%
LEARNING A TRADE(AN APPRENTICE)		1	 1.0%
LEARNING HAND WORK		1	 1.0%
LEARNING OF HAND WORK		1	 1.0%
LOOKING FOR A JOB		1	 1.0%
LOOKING FOR ANY AVAILABLE JOBS.		1	 1.0%
LOST CAPITAL		1	 1.0%
LOW SEASON		1	 1.0%
Lack of funds to continued the business		1	 1.0%
MANY OF OUR COMMUNITY WERE DISPLACED AND RUNNAWY, THE VILLAGE IS SCANTY AND BUSINESS TO RUN		1	 1.0%
MARRIAGE		1	 1.0%
MATERIALS FOR THE BUSINESS TOO EXPENSIVE I CAN NOT AFFORD		1	 1.0%
NATIONAL YOUTH SERVICE CORP PROGRAMME.		1	 1.0%
NATURAL DISASTER		1	 1.0%
NATURAL DISASTER, THE FARM SHE IS WORKING ON WAS		1	 1.0%

um15ots: um15. other specify

Value	Label	Cases	Percentage
AFFECTED BY FLOOD			
NO CONTRACT		1	 1.0%
NO FINANCE TO CONTINUE WITH THE BUSINESS		1	 1.0%
NO GAIN IN THE BUSINESS		1	 1.0%
NO JOB IN THE AREA		1	 1.0%
NO PAYMENT FOR THE JOB DONE		1	 1.0%
NOT YET THE SEASON		1	 1.0%
NURSING MOTHER		1	 1.0%
OFF SEASON, AGRICULTURAL ACTIVITIES HAVE COMPLETED		1	 1.0%
OUT OF FARMING SEASON		1	 1.0%
RAISING ANIMALS THAT WAS LATER STOLEN BY BANDITS		1	 1.0%
READY TO GO FOR YOUTH SERVICE.		1	 1.0%
RUN DURING BANDITRY ATTACK AND HAVE NOT RETURNED YET		1	 1.0%
SEASONAL JOB		1	 1.0%
SEASONAL WORK		1	 1.0%
SHE IS LEARNING A SKILL		1	 1.0%
SHE IS LEARNING HAIR DRESSING PRESENTLY.		1	 1.0%
SHE IS STILL WORKING UNPAID IN THE		1	 1.0%

um15ots: um15. other specify

Value	Label	Cases	Percentage
HOUSEHOLD FARMING BUSINESS			
SHE WAS POISONED IN HER PLACE OF WORK SO SHE DECIDED TO STOP		1	 1.0%
TEMPORARY JOB (N-POWER JOB)		1	 1.0%
THE JOB IS TOO HARD		1	 1.0%
THE BUSINESS STOP		1	 1.0%
THE CAPITAL HAS BEEN LIQUIDATE		1	 1.0%
THE DEAD OF THE BUSINESS OWNER (RESTAURANT		1	 1.0%
THE JOB WAS TEMPORARY		1	 1.0%
THE PAYMENT WAS NOT OKAK FOR ME		1	 1.0%
THE PLACE IS TOO FAR FROM THE PLACE OF RESIDENCE		1	 1.0%
THERE IS NO CAPITAL		1	 1.0%
THERE WAS CRISES IN THE AREA, SO EVERY BODY HAVE TO LEAVE THE AREA		1	 1.0%
THIEF CAME TO OUR HOUSE AND STOLE ALL THE EQUIPMENT I WAS USING IN FRYING AND BAKING RENDERING ME JOBLESS		1	 1.0%
TO START LEARNING SEWING		1	 1.0%
UNSTABLE PEACE IN THE COMMUNITY,		1	 1.0%

# um15ots: um15. other specify			
Value	Label	Cases	Percentage
WE USUALLY RU AWAY AND RETURN BECAUSE OF FEAR BANDITRY AND ATTACK			
WAITING FOR IRON BENDING WORK		1	 1.0%
WAITING FOR FARMING SEASON		1	 1.0%
WAITING FOR THE RAINING SEASON TO COME AGAIN BEFORE FARMING WILL START AGAIN		1	 1.0%
WAITING FOR THE RAINING SEASON TO START, THEN WILL START WORKING AGAIN		1	 1.0%
WAITING FOR THE RAINY SEASON TO START AGAIN BEFORE GOING BACK TO HELP IN FARMING		1	 1.0%
WANTED TO TRAVEL AND THEY DIDN'T PERMIT HER AND SO SHE RESIGNED AND TRAVELLED		1	 1.0%
WORK OVERLOAD		1	 1.0%
<i>Warning: these figures indicate the number of cases found in the data file. They cannot be interpreted as summary statistics of the population of interest.</i>			
# um16: um16. what is the main way that you support yourself?			
Information	[Type= discrete] [Format=numeric] [Range= 1-8] [Missing=*]		
Statistics [NW/ W]	[Valid=7143 /-] [Invalid=39475 /-]		
Literal question	What is the main way that you (NAME) support yourself?		
Value	Label	Cases	Percentage
1	SUPPORTED BY PERSON IN THE HOUSEHOLD	6072	 85.0%
2	SUPPORTED BY PERSON NOT IN THE HOUSEHOLD	742	 10.4%
3	FROM SAVING OR MONEY PREVIOUSLY EARNED	222	 3.1%
4	RECEIVE OLD AGE OR DISABILITY PENSION	63	 0.9%

# um16: um16. what is the main way that you support yourself?			
Value	Label	Cases	Percentage
5	RECEIVE CHILD SUPPORT/FOSTER CARE GRANTS	17	0.2%
6	RECEIVE ANY OTHER WELFARE GRANTS	6	0.1%
7	HAVE OTHER SOURCE OF SUPPORT, E.G. BURSARY, STUDY LOAN	4	0.1%
8	OTHER (SPECIFY)	17	0.2%
Sysmiss		39475	
<i>Warning: these figures indicate the number of cases found in the data file. They cannot be interpreted as summary statistics of the population of interest.</i>			
# um16ots: um16. other specify			
Information	[Type= discrete] [Format=character] [Missing=*]		
Statistics [NW/ W]	[Valid=17 /-]		
Pre-question	What is the main way that you (NAME) support yourself?		
Literal question	Other specify		
Value	Label	Cases	Percentage
CHURCH SUPPORT AND RELATIVES		1	5.9%
FROM THE SALE OF HOUSEHOLD FARM PRODUCTS		1	5.9%
Farming		1	5.9%
GAMBLING		1	5.9%
HE RECEIVED MONEY FROM HIS BROTHER WHO HELPING HIM TO TAKE CARE OF HIS FARM		1	5.9%
HE'S DOING OKADA RIDER,BY USING HIS MOTORCYCLE TO CARRY PASSENGERS FROM ONE PLACE TO ANOTHER AND COLLECT FARE FROM THEM,SO THROUGH THIS ,HE CAN BE ABLE TO SUSTAIN HIS FAMILY		1	5.9%
HELP MYSELF WITH WHAT I FARM		1	5.9%
ONLY THE FARM		1	5.9%
PASTORING A CHURCH		1	5.9%

um16ots: um16. other specify

Value	Label	Cases	Percentage
PENSION		1	5.9%
RAINING SEASON FARMING		1	5.9%
RECEIVE MONEY FROM POLITICIAN ,PC MEETINGS ,		1	5.9%
SALE OF THE 25 PERCENT FARM PRODUCE		1	5.9%
SELLING FABRICS ONLINE		1	5.9%
SUPPORT FROM EARNING FROM FARMING		1	5.9%
SUPPORTED BY MY HUSBAND		1	5.9%
money received from the sales of Animals and livestock raised		1	5.9%

Warning: these figures indicate the number of cases found in the data file. They cannot be interpreted as summary statistics of the population of interest.