

## ***Chapter One***

### ***SURVEY DESIGN***

#### **1.0 INTRODUCTION**

The National Bureau of Statistics (NBS) in collaboration with the Central Bank of Nigeria (CBN) and the Nigerian Communications Commission (NCC) in 2006 carried out a survey on the socio-economic activities in Nigeria for the year 2006. The main reason for conducting the survey was to enable the collaborating agencies fulfill their mandates in the production of current and credible statistics to monitor and evaluate the status of the economy and the various government programmes such as the National Economic Empowerment and Development Strategy (NEEDS) and the Millennium Development Goals (MDGs).

The National Bureau of Statistics and Central Bank of Nigeria had often collaborated effectively to conduct surveys geared towards the production of external trade statistics; rebasing of consumer price index; Decomposition of Annual Gross Domestic Product (GDP) into quarterly GDP series; the Survey of Informal Sector, 2004 National Export Commodities Survey in Nigeria and the 2005 Collaborative Survey on Socio-economic Activities in Nigeria.

The present survey was implemented between 25<sup>th</sup> February and 30<sup>th</sup> June, 2007 by a combination of staff of NBS, CBN and NCC as well as outsourced personnels from the qualified members of the public who were screened and tested before final selection.

The NBS and CBN collaborative surveys had always enjoy enhanced technical coordination through adherence to professionalism, ethical and international standards which also allowed for optimal use of scarce resources the same is applicable in the current exercise.

Since it was not the first time that the three agencies came together to jointly conduct a multipurpose survey, the 2006 collaborative survey unlike the previous one had been improved in terms of innovation and scope. As such, the total requirements of these agencies were met.

The broaden of the scope of the collaborative survey cuts across the production of socio-economic data series through the households, the production of economic data series through the establishments and compilation of administrative data series obtained from the public and private institutions.

This collaborative survey also assured the elimination of conflicts in data generated by the different agencies and ensured a reliable, authentic national statistics for the country.

## 1.2 OBJECTIVES OF THE SURVEY

The key objectives of the survey include:

- i. Collection of relevant statistics to facilitate the production of GDP.
- ii. Production of data to aid economic analysis on non-oil outputs such as Manufacturing, Agriculture and Services.
- iii. Production of State and Local Government Finance Statistics, Producer Price Index (PPI), Oil Sector Statistics and Flow of Funds,
- iv. Collection of current socio-economic statistics in Nigeria to assist in policy formulation and aid the monitoring and evaluation of various government programmes at National and sub-national levels.

## 1.3 COVERAGE AND SCOPE

### **Coverage**

The survey covers all the 36 states of the federation including the Federal Capital Territory (FCT), Abuja. The target population canvassed includes Households, Private Establishments and Public Establishments/Agencies/Parastatals at federal, state and local government levels.

### **Scope**

#### **(i) National Integrated Survey of Households (NISH)**

The scope covered under the National Integrated Survey of Households include topics and subjects like: Household Composition; Household Amenities, Health, Education, Employment, Female Contraceptive Prevalence, Births and Deaths in last 12 months, Child Immunization and Child Malnutrition, Ownership and Access to Information and Communication Technology (ICT), Voluntary or social work (Non-profit Institutions), operation of ICT business outfit, Housing project, Crop Production, Livestock Production, Poultry Keeping, Farming Inputs and Processing and Storage Facilities.

#### **(ii) National Integrated Survey of Establishments (NISE)**

Ten (10) sectors and sub-sectors were covered under the National Integrated Survey of Establishments. These were Agriculture including Hunting and Forestry, Fishing, Mining and Quarrying, Manufacturing, Building & Construction, Wholesale and Retail Trade, Hotel and Restaurant, Organized Road Transport, Financial Intermediation and Private Professional Services. Subject areas covered include kind of activity; legal form of ownership, persons engaged, paid employees, wages and salaries, description of products, installed production capacity, production and cost of production/operation etc.

(iii) **System of Administrative Statistics (SAS)**

The System of Administrative Statistics covered subjects and topics which cut across many sectors in establishments and institutions in such areas as Education, Health, Housing, Utilities and finance sub-sectors.

#### **1.4 SURVEY INSTRUMENTS**

The main instruments developed for the collaborative survey were the questionnaires and the manuals. The instruction manuals were developed to facilitate the completion of the questionnaires. The questionnaires were designed in line with the set objectives of the various surveys implemented under the NBS three Survey Systems, namely, the National Integrated Survey of Households (NISH), the National Integrated Survey of Establishments (NISE) and the System of Administrative Statistics (SAS) (Table 1.1).

##### **The National Integrated Survey of Households (NISH)**

Four types of questionnaires were developed including the General Household Survey (GHS) questionnaire, Crop Farmers, Livestock and Fishery questionnaires. All the questionnaires under the NISH module made use of Scannable questionnaires.

##### **The National Integrated Survey of Establishment (NISE)**

Twelve types of questionnaires were designed to capture the relevant information canvassed from the 10 sectors of the economy, namely, Agriculture including Hunting and Forestry, Fishing, Mining and Quarrying, Manufacturing, Building & Construction, Wholesale and Retail Trade, Hotel and Restaurant, Organized Road Transport, Financial Intermediations, and Private Professional Services. Scannable questionnaires were used for collecting data on all the sectors in the NISE module.

##### **The System of Administrative Statistics (SAS)**

Twenty-six types of questionnaires were designed to collect information through administrative records from institutions and establishments in social and economic sectors covering; Education, Health, Housing, Utilities and finance sub-sectors. Analogue questionnaires were used for all the sectors and sub-sectors.

#### **1.5 SAMPLE DESIGN**

The multi-subject socio-economic survey employed the National Bureau of Statistics (NBS) NISH and NISE Sample designs.

##### **1.5.1 National Integrated Survey of Household Sample Design**

The General Household Survey and the National Agricultural Sample Survey designs derived from NBS 2005/07 NISH sample design. The 2005/07 NISH sample design is a 2-stage, replicated and rotated cluster sample design with Enumeration Areas (E.As) as first stage sampling units or Primary Sampling Units (PSUs) while Housing Units constituted the second stage units

(secondary sampling units). The housing units were the Ultimate Sampling Units for the multi-subject survey.

Generally, the NISH Master Sample in each state is made up of 120 EAs drawn in 12 replicates. A replicate consists of 10 E.As. Subsets of the Master Sample are studied for modules of the NISH.

### **General Household Survey**

The GHS was implemented as a NISH module. Six replicates were studied per state while three replicates were studied in the FCT, Abuja. With a fixed-take of 10 HUs systematically selected per EA, 600 HUs thus were selected for interview per state and 300 for FCT, Abuja. Hence, nationally, a total of 21,900 HUs drawn from the 2,190 EAs were selected for interview for the GHS. The selected EAs (and hence the HUs) cut across the rural and urban sectors.

### **Private Farmers Survey**

Total sample sizes of 32,850 Farming Housing Units (FHUs) were drawn from 2,190 EAs. In each state, 900 FHUs drawn from 60 EAs were studied. Four hundred and fifty (450) FHUs from 30 EAs were studied in (FCT), Abuja. The listings of housing units in the selected EAs were updated before they were stratified into farming and non-farming housing units. The farming housing units were further stratified into Crop Farming Housing Units (CFHU), Livestock Farming Housing Units (LFHU) and Fishing Farming Housing Units (FFHUs). In each EA, 5 FHUs were studied for crop farming, 5 FHUs were covered for livestock and 5 FHUs for fishery. At each level of selection, housing units were systematically selected using different random start. Table 1.2 reflects the stratification procedure prior to selection within each sub-population.

All households in the HUs that qualified as farming households were served with relevant private farmers questionnaires.

## **1.5.2 National Integrated Survey of Establishments Sample Design**

A national frame of 15,556 establishments employing 10 persons and above was used for the survey. Table 1.3 showed the breakdown by type of establishments as well as sample size allocated for each sector. A combination of parameters was factored into the selection and allocation of establishments to the sectors and states. The parameters were contribution of each sector to the GDP, number of establishments in each employment band by sector and purposive or a-priori knowledge of performance of the sectors to the economy. Table 1.4 showed the number of establishments by state and by sector.

## **1.5.3 System of Administrative Statistics Design**

The design for the SAS involved complete coverage of the listed institutions and establishments. The questionnaires for the SAS operations covered all relevant agencies/ institutions at the National, State and Local Government

Area Levels. Table 1.5 depicted the retrieval position on system of Administrative Statistics.

## **1.6 TRAINING**

The training for the survey was conducted at two levels. The first level was the Training of Trainers (TOT) which included senior officers from NBS, CBN and NCC. The training at this level lasted for 5 days. The second level training was for the field personnel comprising the Enumerators, Supervisors, State Officers and Zonal Controllers from NBS and CBN. The training took place at the state offices and lasted for 5 days. The trainers were the trainees at the first level.

The training sessions included classroom teaching, demonstration, mock interviews, role playing, field practices and home exercises. The two level trainings were comprehensive and were designed to ensure collection of good quality data.

## **1.7 FIELDWORK ARRANGEMENT**

The field work arrangement for the survey followed two approaches as contained in the NISH and NISE survey systems that is: NISH for household based and NISE/SAS for establishments/institutions/agencies based respectively.

### **Household Component**

In each state, 3 teams were used comprising 3 supervisors and 12 enumerators. A team was made up of one supervisor and four enumerators. Each team covered 20 Enumeration Areas for a period of 22 days. A pair of enumerators in a team covered 10 EAs. This translated to covering an Enumeration Area for an average of 4 days for the different statistical operations. Each team moved in a roving manner.

### **Establishment Component:**

The second approach involved lodgment and retrieval of NISE and SAS questionnaires. The number of staff per state varied in line with the total establishments studied. On the average, two officers covered the operation in each state. A combination of NBS and CBN officers covered the operation in each state for a period of 26 days.

## **1.8 QUALITY CONTROL AND RETRIEVAL OF RECORD**

The Quality Control measures were carried out during the survey, essentially to ensure quality of data. There were three levels of supervision involving the supervisors at the first level, CBN staff, NBS State Officers and Zonal Controllers at second level and finally the NBS/NCC Headquarter staff constituting the third level supervision.

Field monitoring and quality check exercises were also carried out during the period of data collection as part of the quality control measures.

Retrieval of records was carried out in two stages. The first stage retrieval was implemented by CBN Headquarter Staff during the monitoring visit to the states and zones. The second retrieval was done during the monitoring visit of NBS Headquarter staff. A mop-up exercise was carried out by the NBS state officers and Zonal controllers for 10 days after the scheduled period for data collection and sent to NBS headquarters. Table 1.6 showed the retrieval status of GHS records while Table 1.7 depicted the retrieval position of Private farmers survey. Table 1.8 showed the status returns on PPI questionnaires.

## **1.9 DATA PROCESSING/ANALYSIS**

The data processing analysis involved six main stages: development of data entry program; training of data processing staff; manual editing and coding; data entry and scanning; computer editing, verification and conversion and table generation.

Integrated Microcomputer Processing Systems (IMPS) was one of the specialized Statistical packages used to develop the data entry program. The Disk Operating System (DOS) version of the software can support multiple screens required to capture data from the various survey instruments. With the introduction of scannable questionnaires for General Household and Modern Agricultural Holding, another new software package called Teleform was used.

The indicators on household surveys were obtained using the Statistical Package for Social Scientists (SPSS) while the indicators on establishment surveys were obtained using MS-ACCESS and MS-EXCEL. Others indicators on Prices, Trade, National Accounts and Agricultural Survey made use of MS-Office (Access and Excel).

The tabulation and analysis of the three survey systems were implemented by diligent and capable staff of the collaborative agencies.

## **1.10 REPORT WRITING**

A core team of senior officers from the subject matter divisions in the NBS and CBN worked together to produce the draft report for finalization. The report was presented in two volumes. Volume I in the Statistical Report with an executive summary. Volume II contained the detailed Statistical Tables.

## **1.11 WORK PROGRAMME**

A joint Time-line or Work Programme detailing the scheduling of the activities was developed (Table 1.9). The Time-line served as a monitoring guide for the survey. It also helped in programme discipline at each level of activity and was flexible enough to accommodate delays in the retrieval of completed records in the field. The survey was well managed by the three collaborating agencies in order to ensure effective statistical delivery.

## **Chapter Two**

### **2.0 NATIONAL INTERGRATED SURVEY OF HOUSEHOLDS (NISH)**

#### **2.1 General Household Survey**

This section deals with the characteristics of the socio-economic data of Nigerian population, such as demography, education, employment, health, housing condition, fertility, mortality etc. Demographic factors are both determinants and consequences of economic and social development. It has been shown that the study of demographic variables yield important information on the inventories of human resources that are needed for effective development planning.

##### **2.1.1 Population Composition**

Dependency ratio is defined as the number of household members aged 0-14 years as well as those who are 65 years and above to the number of members aged 15-64 years. The result showed dependency ratio of 1.2, indicating that one person was dependent on each economically active person. The weighted total number of households covered in the survey is 30,542,246. (See Table 2.1.3.1 in the Apopendix).

##### **2.1.2 Household Characteristics**

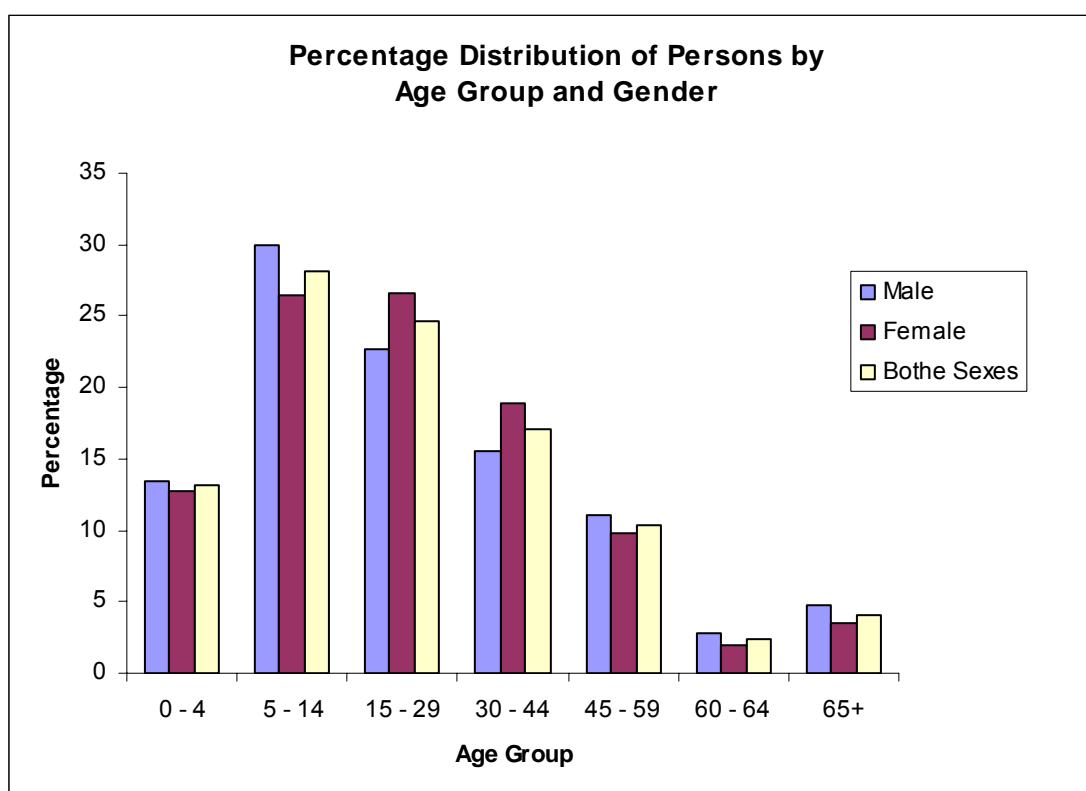
The impact of demographic variables is usually reflected in the size, rate of growth, age structure, headship and geographical zones distribution of a population. These could be influenced by socio-economic development through health, education, economic and welfare programmes.

###### **2.1.2.1 Distribution of Population by Age Group and Gender**

At the national level, 28.2 per cent of the persons aged 5-14 years accounted for the highest population. This was followed by persons aged 15-29 years which made up 24.6 per cent of the population. Elders in age group 50-64 years as well as those that are 65 years and above recorded 2.4 per cent and 4.1 per cent respectively. Gender disaggregation showed that among the male population, those in age group 5-14 years, similar to the previous surveys, recorded the highest figure of 29.9 per cent, while the older age group (60-64 years) recorded the lowest (2.8 per cent). The same pattern of distribution was recorded for the female population (See Table 1 and Table 2.1.2.1 in the appendix).

**Table 1: Percentage Distribution of Persons by Age Group and Gender (National)**

| Age Group | Male | Female | Both Sexes |
|-----------|------|--------|------------|
| 0-4       | 13.4 | 12.8   | 13.1       |
| 5-14      | 29.9 | 26.5   | 28.2       |
| 15-29     | 22.7 | 26.6   | 24.6       |
| 30-44     | 15.5 | 18.9   | 17.1       |
| 45-59     | 11.0 | 9.8    | 10.4       |
| 60-64     | 2.8  | 1.9    | 2.4        |
| 65+       | 4.7  | 3.5    | 4.1        |



### 2.1.2.2 Distribution of Household by Headship and Household Size

At the national level, the households headed by males constituted 83.5 per cent, while the female heads constituted 16.5 per cent. All the states showed similar pattern of distribution. Average household size in Nigeria was 4.6 persons. Kano states recorded the highest household size (6.4 persons), while Ogun had the lowest household size (2.6 persons). (See Table 2.1.2.2 in the Appendix).



### 2.1.2.3 Marital Status

At the national level, more people that were never married during the last survey have been now married, indicating that 63.4 percent are married, while those that were never married dropped from 40.9 per cent to 29.2 per cent. The result also showed that 1.7 per cent of the people were separated and 0.9 per cent divorced.

Distribution of the widow to states showed that Enugu had the highest figure of 17.6 per cent, followed by Ogun (14.8 per cent), Abia (14.0 per cent) and Anambra (11.2 per cent). The states with lowest widow cases include Kano (0.9 per cent) and Zamfara (1.0 per cent). In all the states, over 44 per cent were married. Highest numbers of married population were recorded in Zamfara (83.4 per cent), Kebbi (80.9 per cent) and Sokoto (80.0 per cent).

Sector-wise, it was shown that more people in the rural areas were married (65.4 per cent) than those in the urban areas (56.1 per cent). Cases of widowhood (5.1 per cent). Separation (2.3 per cent) and divorce (1.0 per cent) were more in the urban areas than in the rural areas (see Table 2 and Table 2.1.2.3 in the appendix).

**Table 2 Percentage Distribution of Persons by Marital Status and Sector (National)**

| <b>Marital Status</b> | <b>Urban</b> | <b>Rural</b> | <b>Total</b> |
|-----------------------|--------------|--------------|--------------|
| Married               | 56.1         | 65.4         | 63.4         |
| Divorced              | 1.0          | 0.9          | 0.9          |
| Separated             | 2.3          | 1.6          | 1.7          |
| Widowed               | 5.1          | 4.7          | 4.8          |
| Never married         | 35.5         | 27.4         | 29.2         |

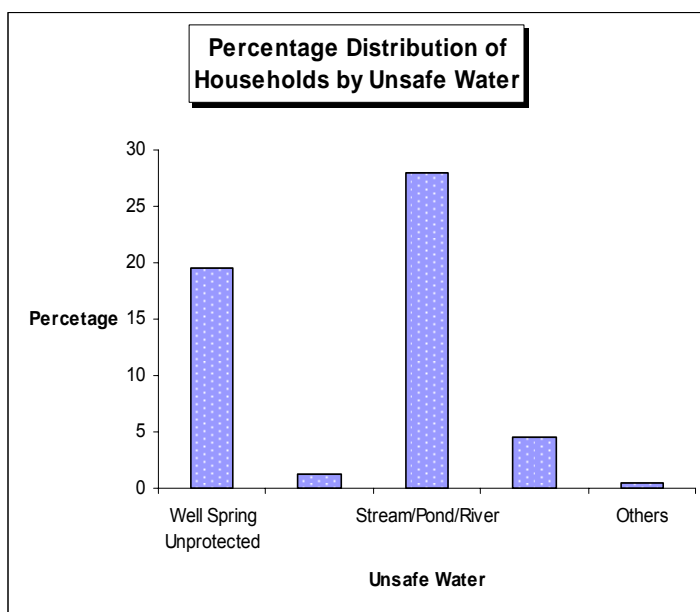
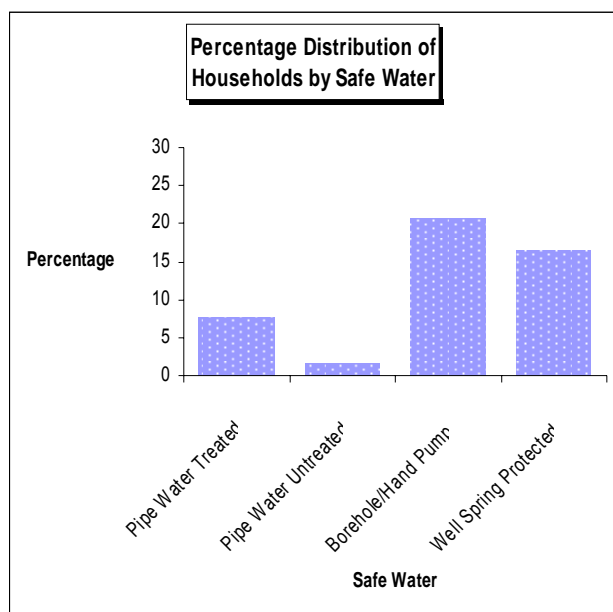
### 2.1.3.0 Water and Sanitation

#### 2.1.3.1 Safe and Unsafe Drinking Water

Safe or unpolluted drinking water is a basic necessity of good health, while unsafe or polluted water is a veritable source of water borne diseases, such as diarrhea, cholera, typhoid, guinea worm and schistosomiasis . The population of persons who use safe water is constituted by those who use piped treated water, piped untreated water, borehole with hand pump and well/spring protected water. The results in Table 3 revealed that majority of households (53.6 per cent) were still using unsafe water for cooking and drinking.

**Table 3: Percentage Distribution of Households by safe and unsafe water source (National)**

| Safe Water              | Percentage  | Unsafe Water              | Percentage  |
|-------------------------|-------------|---------------------------|-------------|
| Pipe water (treated)    | 7.7         | Well spring (unprotected) | 19.5        |
| Pipe water (untreated)  | 1.6         | Rain Water                | 1.2         |
| Borehole/hand pump      | 20.7        | Stream/Pond/River         | 28.0        |
| Well spring (protected) | 16.4        | Tanker Truck Vendor       | 4.4         |
|                         |             | Others                    | 0.4         |
| <b>TOTAL</b>            | <b>46.4</b> | <b>TOTAL</b>              | <b>53.6</b> |



At the state level, table 4 below showed the six states with highest status of use of safe water and these states include Yobe (77.2 per cent), Oyo (70.5 per cent), Lagos (73.6 per cent), Kwara (70.5 per cent), Ogun (64.7 per cent) and FCT (62.3 per cent).

**Table 4: Percentage Distribution of Households by Safe Water for 6 States with Highest Use**

| State       | Piped Water (Treated) | Piped Water (Untreated) | Borehole/ Hand Pump | Well Spring (Protected) | Total |
|-------------|-----------------------|-------------------------|---------------------|-------------------------|-------|
| Yobe        | 3.4                   | 0.5                     | 34.4                | 38.9                    | 77.2  |
| Oyo         | 11.6                  | 0.4                     | 30.8                | 32.9                    | 75.7  |
| Lagos       | 16.4                  | 12.1                    | 37.4                | 7.7                     | 73.6  |
| Kwara       | 14.9                  | 0.7                     | 31.6                | 23.3                    | 70.5  |
| Ogun        | 10.7                  | 3.5                     | 35.9                | 14.6                    | 64.7  |
| FCT (Abuja) | 25.6                  | 3.1                     | 23.9                | 9.7                     | 62.3  |

On the other hand, the six states with lowest safe water status include Taraba (10.4 per cent), Bauchi (19.6 per cent), Enugu (21.8 per cent), Nassarawa (23.4 per cent), Bayelsa (23.7 per cent) and Benue (28.9 per cent). (See Table 2.1.3.1. in the Appendix).

### 2.1.3.2 Distribution of Household by Distance to source of water

More than five in every ten households (53.6 per cent) got water within 500 meters from the household, while it took 6.3 per cent of households 1 km or more to get water.

Disaggregating to states showed that in most of the states, more than half of the households fetched water within 500m from the household. States with highest percentage of households that had access to water within the dwelling include Kaduna (58.5 per cent), Zamfara (48.6 per cent), Kano (42.5 per cent), Katsina (38.0 per cent) and FCT (31.6 per cent). (See Table 2.1.3.2 in the Appendix).

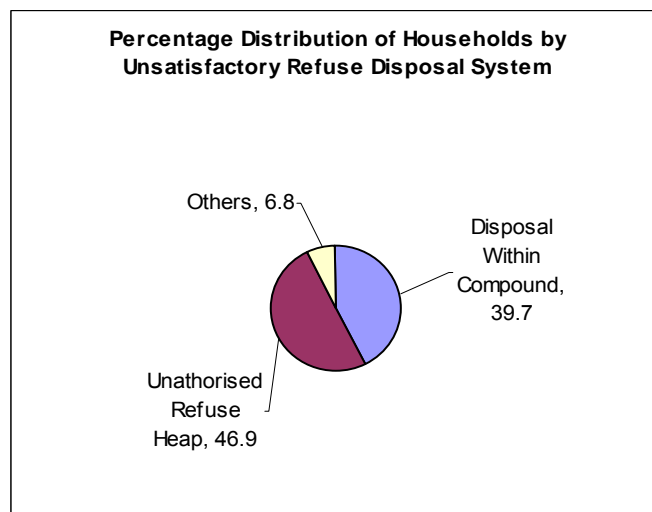
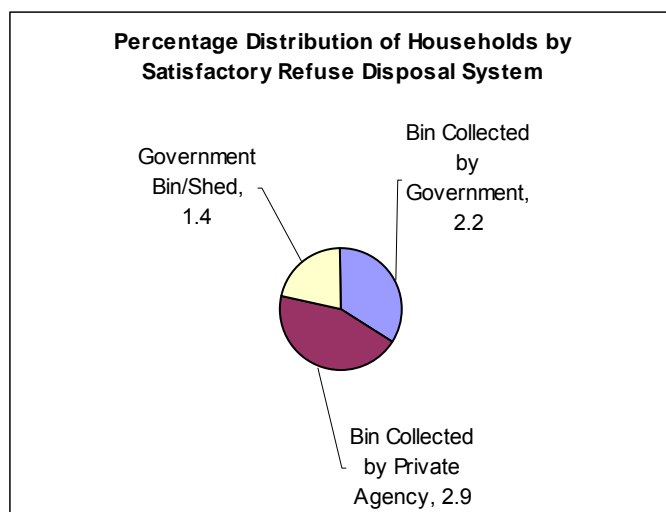
### 2.1.3.3 Distribution of Household by type of Refuse Disposal

Improper disposal of refuse generated by the households, apart from being aesthetically displeasing, can constitute health risks to human life which is in other words referred to as unsafe sanitation. Table 5 showed that 6.5 per cent of households used satisfactory refuse disposal method, while majority of the households (93.4 per cent) adopted unsatisfactory system to dispose their refuse.

Disaggregating to states showed that the six states that indicated highest use of household bin collected by government include Lagos (22.5 per cent), Cross River (14.5 per cent), FCT (9.9 per cent), Enugu (8.6 per cent), Sokoto (6.2 per cent) and Rivers (5.4 per cent). The five states that indicated highest use of unauthorized refuse heap include Ekiti (79.6 per cent), Niger (79.1 per cent), Adamawa (75.6 per cent), Taraba (73.8 per cent) and Osun (71.8 per cent). The five states that recorded highest disposal of solid waste within compound include Enugu (74.5 per cent), Katsina (73.5 per cent), Kebbi (72.7 per cent), Zamfara (68.8 per cent) and Sokoto (65.7 per cent) (See Table 2.1.3.3 in the Appendix).

**Table 5: Percentage Distribution of Refuse Disposal Method (National)**

| <b>Satisfactory Refuse Disposal System</b> | <b>Percentage</b> | <b>Unsatisfactory Refuse Disposal System</b> | <b>Percentage</b> |
|--|-------------------|--|-------------------|
| Bin collected by government                | 2.2               | Disposal Within compound                     | 39.7              |
| Bin collected by private agency            | 2.9               | Unauthorized Refuse heap                     | 46.9              |
| Government bin/shed                        | 1.4               | Others                                       | 6.8               |
| <b>Total</b>                               | <b>6.5</b>        | <b>Total</b>                                 | <b>93.4</b>       |



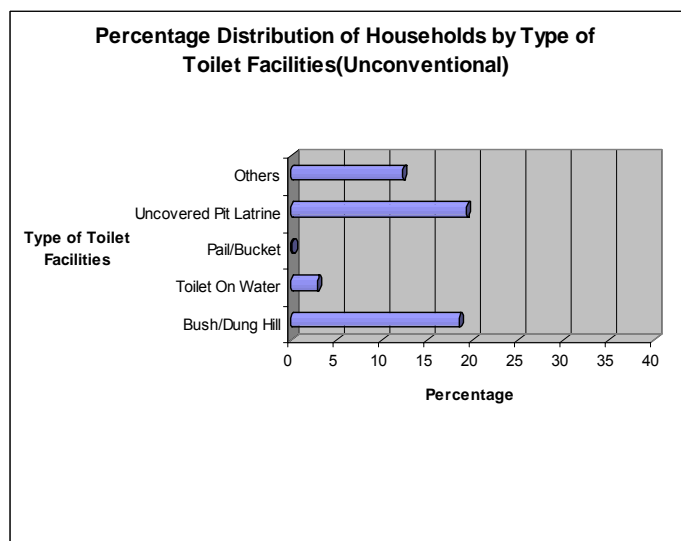
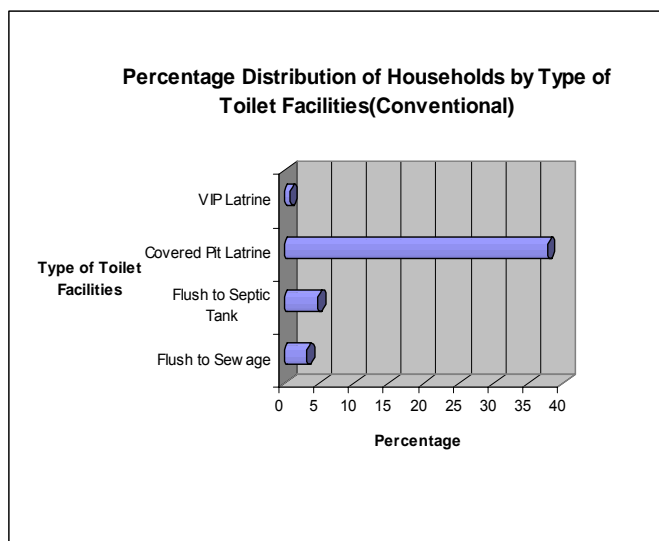
#### 2.1.3.4 Distribution of Household by Toilet Facilities

Conventional means of liquid waste disposal are the use of flush to sewage, flush to septic tank, covered pit latrine and VIP latrine. While the use toilet on water, pail/bucket, uncovered pit latrine and bush/dung hill constitute improper means. None availability of toilet facility in the household leads to the use of bush/dung hill.

Table 6 showed an improvement in the sanitation etiquette of Nigerians, compared to last survey year. More so, households that reported 'others' and were not definite on the use of toilet facilities recorded as much as 12.3 per cent. Majority of the households have adopted the use of covered pit latrine (37.8 per cent). Distribution by states revealed that five states with highest use of covered pit latrine include Imo (64.5 per cent), Zamfara (58.6 per cent), Akwa Ibom (57.2 per cent), Anambra (54.1 per cent) and both Abia and Adamawa recording the same 52.7 per cent. Lagos reported highest sanitation discipline with 24.4 per cent of households using flush to sewage and 34.7 per cent of households using flush to septic tank. (See Table 2.1.3.4 in the Appendix.)

**Table 6: Percentage Distribution of Household by type of Toilet Facilities (National)**

| <b>Conventional Toilet</b> | <b>Percentage</b> | <b>Unconventional Toilet</b> | <b>Percentage</b> |
|----------------------------|-------------------|------------------------------|-------------------|
| Flush to sewage            | 3.3               | Bush/Dung hill               | 18.5              |
| Flush to Septic Tank       | 4.9               | Toilet on water              | 2.9               |
| Covered Pit Latrine        | 37.8              | Pail/Bucket                  | 0.2               |
| VIP Latrine                | 0.9               | Uncovered Pit Latrine        | 19.3              |
|                            |                   | Others                       | 12.3              |
| <b>Total</b>               | <b>46.9</b>       | <b>Total</b>                 | <b>53.2</b>       |



### 2.1.3.5 Distribution of Household by Distance of Toilet Facilities to Dwelling

At the national level, majority of the households (40.9 per cent) still need to move within 500 metres before they could access toilet facilities and 37.4 per cent of the households reported that their toilet facilities were situated within dwelling.

Disaggregating to states showed that, states with highest percentage of access to toilet facilities in their place of dwelling were Kano (77.1 per cent), Katsina (83.3 per cent) Lagos (86.9 per cent), Kebbi (69.6 per cent), Niger (62.8 per cent) Anambra (56.6 per cent) and Imo (51.4 per cent). Five highest states with access to toilet facilities within 500 meters include Edo (85.5 per cent), Bayelsa (82.0 per cent), Akwa Ibom (81.3 per cent), Ebonyi (75.3 per cent) and Abia (70.6 per cent). Similarly, five highest states with households that moved as far as between 500m – 1km to access toilet facilities include Bauchi (69.7 per cent), Zamfara (62.7 per cent), Sokoto (62.3 per cent), Taraba (51.1 per cent) and Kaduna (49.5 per cent). Benue state had the highest households (4.7 per cent) that needed to travel more than 1km before they could access toilet facilities. (See Table 2.1.3.5) in the Appendix).

### **2.1.3.6 Distribution of Household by Type of Housing Unit**

At the national level, majority of households (70.0 per cent) reported similar situation with that of last survey year that they live in single room. Twenty four per cent of households claimed to be living in whole building and only 0.4 per cent reported that they lived in duplex.

Disaggregating to states showed that the five highest states with households living in single room include Kebbi (97.5 per cent), Katsina (96.9 per cent), Plateau (93.3 per cent), Osun (89.9 per cent) and Kaduna (89.1 per cent). The states that reported highest residence in flat include FCT (23.4 per cent), Delta (16.0 per cent) and Lagos (15.9 per cent). On the households living in whole building, the five highest states include Ebonyi (79.6 per cent), Imo (77.6 per cent), Zamfara (70.6 per cent), Enugu (68.0 per cent) and Akwa Ibom (58.3 per cent). (See Table 2.1.3.6 in the Appendix).

### **2.1.3.7 Distribution of Household By Source of Fuel**

Fuel for cooking has an impact on environment with regards to pollution and a forestation. Table 2.1.3.7 revealed that more than four in every five households (82.3 per cent) resorted to the use of firewood for cooking at the national level, indicating similar pattern as with the last survey year. Almost fifteen per cent of households were using kerosene, while 0.5 per cent reported the use of gas cooker.

States disaggregation showed similar pattern of distribution, that the households in all the states were depending majorly on firewood for cooking, with the exception of Lagos that recorded the highest use of kerosene (88.6 per cent). Sector wise, similar pattern of use of gas cooker, kerosene and firewood were recorded for both rural and urban areas.

### **2.1.3.8 Distribution of Household Electricity Supply.**

Effective and efficient energy is the bedrock of economic and industrial development. Hence, government pays a lot of premium on its improvement. At the national level, 41.5 per cent of the households were using only electricity supplied by PHCN, 2.7 per cent were combining the use to energy supplied by PHCN with the use of generator. The state with highest use of combination of rural electrification and generator was Bayelsa. (See Table 2.1.3.8 in the Appendix).

### **2.1.3.9 Distribution of Household by Tenure Pattern**

At the national level, Table 2.1.3.9 revealed that at the majority of the households (41.2 per cent) lived in rented accommodation, followed by those who were residing in their own houses (38.8 per cent), while 13.7 per cent were living in their houses free of charge.

State-wise, the same pattern of distribution was shown. The five states with highest households living in rented accommodation were Bayelsa (59.6 per cent), Lagos (58.5 per cent), Niger (58.3 per cent), Abia (55.6 per cent) and Rivers (53.8 per cent). Similarly, the five states with highest households residing in owner occupier houses include Gombe (66.4 per cent), Akwa Ibom (66.3 per cent), Anambra (57.6 per cent), Imo (54.1 per cent) and Adamawa (53.3 per cent).

## **2.1.4 Household Income and Expenditure**

### **2.1.4.1 Distribution of Household Income**

At the national level, 31.7 per cent of the households earned income of between ₦10,000 and 19,999 in a month, while 30.1 per cent earned income of ₦5,000 to ₦9,999. Only 1.0 per cent of households earned income above ₦80,000 per month.

The states showed similar pattern of distribution. Five states with households that earned the highest percentage of monthly income between ₦10,000 and ₦19,999 include Gombe (50.5 per cent), Anambra (48.7 per cent), Akwa Ibom (44.7 per cent), Niger (40.8 per cent) and Sokoto (40.6 per cent). States with highest percentage of households that lived on less than ₦1,000 include Kebbi (25.4 per cent), Kwara (23.1 per cent), Benue (8.6 per cent), Nassarawa (7.9 per cent), Sokoto (7.7 per cent) and Bauchi (7.3 per cent). (See Table 2.1.4.1 in the Appendix).

### **2.1.4.2 Distribution of Household Expenditure**

Majority of the households spent less than N1,000 in the last one month before the survey on the various items listed on food. Of the total number of households surveyed, 52.7 per cent expended between N1,000.00 and N4,999.00 on food. The households that expended less than N1,000 in the last one month before the survey include school fees (53 per cent), medical expenses (73.9 per cent) House expenses (45.3 per cent), remittances (74.0 per cent), clothing (46.2 per cent), transport (53.8 per cent), food (7.2 per cent) and other expenses (58.9 per cent). Similarly, the households that expended between N10,000 and N19,999 in the last one month before the survey include school fees (3.6 per cent), medical expenses (1.0 per cent), house expenses (1.5 per cent), remittances (1.2 per cent), clothing (1.9 per cent), transport (1.0 per cent), feeding (10.0 per cent) and other expenses (4.1 per cent). (See Table 2.1.4.2 in the Appendix).

## **2.1.5 Education**

Government recognizes the rights of Nigerians to education and in particular, the child right to education, hence, the policy on Universal Basic Education (UBE). Education is an effective tool for combating poverty, empowering women, protecting children from hazardous and exploitative labour and sexual exploitation, promoting democracy, protecting the environment and influencing population growth.

### **2.1.5.1 Youth Literacy rate**

Youth literacy rate is defined as persons aged 15 to 24 years who can read and write in any language. Table 2.1.5.1 showed that 76.1 per cent of Nigerian youths are literate, males were more literate (81.3 per cent) than the females (70.7 per cent).

States with highest youth literacy rates include Lagos (96.7 per cent), Ekiti (96.3 per cent), Osun (95.8 per cent), Akwa Ibom (95.7 per cent) and Abia (95.5 per cent). Similarly, the states with low rates include Zamfara (19.8 per cent), Bauchi (42.0 per cent), Sokoto (42.8 per cent), Katsina (45.3 per cent) and Niger (48.4 per cent).

### **2.1.5.2 Adult Literacy Rate**

Adult literacy rate is defined as persons aged 15 years and above who can read and write in any language. The national figure showed adult literacy rate of 57.2 per cent. The result reflected more adult literate males (65.7 per cent) than females (24.3 per cent).

Disaggregating to states revealed that the states with highest literacy rate include Lagos (90.1 per cent), Akwa Ibom (84.5 per cent), Rivers (83.7 per cent), Bayelsa (81.0 per cent) and Gombe (80.1 per cent). Similarly, the states with lowest rate include Zamfara (17.5 per cent), Kebbi (19.6 per cent) and Katsina (23.1 per cent). (See Table 2.1.5.2 in the Appendix).

### **2.1.6 Employment**

Labour force is made up of all persons aged 15-64 years, excluding students, home keepers and persons who are incapacitated to work or not interested in work. Unemployment (ILO Version) is therefore defined as the proportion of Labour Force, available for work but did not do any work in the week proceeding the survey period for at least one hour. On the other hand, unemployment (Nigerian version) is defined as the proportion of Labour Force available for work but did not work in the week proceeding the survey period for at least 40 hours.

#### **2.1.6.1 Unemployment Rates**

The result of the survey showed that the national unemployment rate (ILO version) is 7.7, while that Nigerian version is 14.8

State wise, unemployment rate (Nigerian version) was highest in Rivers (66.4), FCT (47.8), Cross River (32.8), Imo (28.3) and Abia (25.1). The ILO version of unemployment rate was highest in Rivers (62.5), FCT (43.3), Cross River (24.7), Abia (19.5) and Kwara (14.1). (See Table 2.1.6.1 in the Appendix).



### **2.1.6.2 Distribution of Employed Persons by Hours of Work**

At the national level, table 2.1.6.2 showed that over 3 million out of the employed persons work for more than 56 hours per week, while more than 1 million persons work for between 48 and 56 hours in a week.

Sector wise, similar pattern was shown for both urban and rural areas. In the urban areas, 449,392 working persons put in above 56 hours per week, while 4,967 persons worked for 1- 15 hours per week. Rural areas showed similar features of distribution.

### **2.1.6.3 Distribution of Employed Persons by Industry, Sector and Gender**

The result of the survey showed that 5,586,397 persons were employed. Employment was highest in Agriculture, hunting and forestry (3,310,679 persons), followed by Wholesale and Retail trade (726,322 persons) while manufacturing had the least employment (3,418 persons).

Disaggregating to sector, employment in the rural areas were more (4,968,204 persons) as compared to the urban areas (618,194 persons).

Distributing to gender, more males (4,049,616 persons) were employed, while females employed were (1,536,782 persons). (See table 2.1.6.3 in the Appendix)

### **2.1.6.4 Distribution of Employed Persons in Voluntary or Social Work**

The result of the survey showed that 4,457, 690 persons were engaged in voluntary or social work which is in other words called Non-profit Institution. Engagement was highest in Religious Social work (1,666,390 persons), followed by those engaged in Development and Housing (1,069,553 persons). International Voluntary work engaged the least (1,596) number of persons.

Distributing to place of residence revealed that voluntary or social workers were engaged more in the rural areas (3,652,407 persons) than in the urban areas (805,283 persons).

Disaggregating to gender, more males (104,601 persons) were engaged in non-profit institution than females (21,536 persons).

Distributing to hours of work, highest number of voluntary workers (2,613,516 persons) put in below 15 Hours, followed by those who work for between 15 to 39 Hours (676,887 persons). (See able 2.1.6.4 in the Appendix).

### **2.1.7. Female Contraceptive**

Effort of the government is geared toward the attainment of the millennium development goals (MDG), one of which is the reduction of female mortality rate.

#### **2.1.7.1 Distribution of Pregnant Women by Clinic Registration and Anti-Tetanus Reception**

At the national level, 43.2 per cent of the pregnant women were registered at the clinic and 52.2 per cent of them received anti-tetanus injection. Apart from that, 12.5 per cent of the pregnant women that were registered did not visit the clinic in a month, while 37.4 per cent visited the clinic twice in a month.

Distribution to states showed that Kogi had the highest record of pregnant women (96.2 per cent) that were registered at the clinic. Among the registered pregnant women, Ekiti had the highest figure (85.7 per cent) of those that received anti-tetanus injection. (See Table 2.1.7.1 in the Appendix).

#### **2.1.7.2 Distribution of Women by Family Planning Method**

Table 2.1.7.2 showed that among the women who were in their productive age (15-49 years) that claimed to be currently using family planning, condom is the most popular method used. In the urban areas, 1.3 per cent of the women were using pill, while 2.6 per cent abstained from sexual intercourse to plan their family. Similarly, in the rural areas, 0.5 per cent of the women used withdrawal method to plan their family, while 2.1 per cent abstained from sexual intercourse. Gender distributions also follow the same pattern, but males were more than females using pill, while 2.6 per cent abstained from sexual intercourse to plan their family. Similarly, in the rural areas, 0.5 per cent of the women used withdrawal method to plan their family, while 2.1 per cent abstained from sexual intercourse

### **2.1.8 Health**

#### **2.1.8.1 Birth in the last 12 months**

During the last 12 months in Nigeria, distribution of birth showed that more male children were born (52.7 per cent) than female (47.3 per cent), indicating a similar pattern with last year's distribution.

State disaggregation showed that the five states that reported highest percentage of male live birth include Delta (80.1 per cent), Cross River (75.0 per cent), Jigawa (68.6 per cent), Gombe (68.2 per cent) and Taraba (65.7 per cent). On the other hand, the states which reported highest per centage of female live birth include Bayelsa (72.1 per cent), Kebbi (69.8 per cent), Ondo

(64.6 per cent), Benue (60.9 per cent) and Yobe (59.8 per cent). See Table 2.1.8.1 in the Appendix.

### **2.1.8.2 Birth Weight of Children**

Weight at birth of a child is a function of diet and nutrition of the mother. Table 8 showed that at the national level, among the live birth, children that weighed between 3kg and 3.99kg were highest (53.5 per cent), followed by those that weighed between 2kg and 2.99kg at birth (22.2 per cent).

State distribution showed similar pattern, except for a few. The states with more children weighing 1kg – 1.99 kg include Adamawa (56.9 per cent), Bauchi (56.7 per cent), Borno (44.4 per cent), Imo (69.8 per cent), Katsina (58.8 per cent), Niger (69.1 per cent), and Rivers (61.2 per cent).

Disaggregation of weight at birth to zones showed that in North Central, Children that weighed between 2kg and 2.99kg were more (40.1 per cent). Children that weighed between 1kg and 1.99kg were more in the North East (41.1 per cent), while in North West, South East, South-South and South West, the children that weighed between 3kg and 3.99kg recorded highest figures. (See Table 2.1.8.2 in the Appendix).

### **2.1.8.3 Children Immunization**

The immunization status showed that at the national level, 35.1 per cent of the children aged one year or less received Measles vaccination and 13.6 per cent of the children received BCG Vaccination. The result revealed that 6.0 per cent of the children had received at least one of the DPT Vaccinations and 13.1 per cent of the children had received at least one of the OPV Vaccinations. Children that had yellow fever vaccination recorded 2.3 per cent, 1.5 per cent had received MMR and 28.3 per cent of the children had received Vitamin A supplement.

Gender distribution showed similar pattern. (See Table 2.1.8.3 in the Appendix).

### **2.1.8.4 Children Breast feeding**

Table 2.1.8.4 revealed that among Nigerian children who are less than one year old that had ever been breast fed, 31.4 per cent did not get colostrums (first yellow milk) because of the belief that the milk is bad, 34.2 per cent of the children did not get the milk because of the illness or weakness of the mothers, 0.3 per cent of the denial was due to the nipple or breast problem which the mothers had and 0.4 per cent was due to the fact that the mothers did not produce milk.

Disaggregation to states showed that large percentage of the children that did not received colostrums attributed the reasons to bad milk, mother illness or weakness and child illness or weakness.

#### **2.1.8.5 Death in the last 12 Months**

During the last 12 months in Nigeria, the result showed more male death (57.9 per cent) than female death (42.1 per cent).

Distributing to states, the result showed similar pattern of distribution for both males and females. (see Table 2.1.8.5 in the Appendix).

#### **2.1.9 Housing Project**

##### **2.1.9.1 Building Project Embark Upon**

At the national level, 96.3 per cent of the building projects started during last year (2006) were residential buildings, 1.7 per cent of the projects were for commercial purposes, while 1.9 per cent were for other purposes.

The same pattern of distribution was shown for the states. (See Table 2.1.9.1 in the Appendix).

##### **2.1.9.2 Distribution of persons by stage of completion of Building**

At the national level, highest figure of persons who started building projects reported the projects had reached window level (32.3 per cent), followed by lintel level (30.4 per cent), and foundation level (29.7 per cent). The result showed that 3.6 per cent of the people had completed the projects by the end of the year, while 4.0 per cent claimed that the projects had reached roofing level.

Distributing to states, the pattern of distribution was similar. The highest state with completion of projects includes plateau (42.0 per cent), Kebbi (38.5 per cent), Gombe (35.2 per cent), Kaduna (32.6 per cent) and Benue (30.1 per cent).

Disaggregating to place of residence revealed similar pattern of distribution for both urban and rural areas. (see Table 2.1.9.2 in the Appendix)

##### **2.1.10 Information and Communication Technology**

Information and communication technology play powerful and vital role in socio-economic development. Hence, the government policy on improved communication to further drive the privatization programmes.

#### **2.1.10.1 Distribution of ICT (Radio) by Household**

About 84.0 per cent of the households in Nigeria had access to radio among the households, 77.1 per cent had access through ownership, while 15.5 per cent of the households had no access at all.

Distributing to states revealed that households in Anambra had highest access to radio (92.5 per cent) and the states with next higher access include Niger (90.6 per cent), Gombe (88.7 per cent), Kebbi (88.2 per cent), Kaduna (87.1 per cent) and Bayelsa (86.5 per cent).

Sector disaggregation showed that urban households had higher access to radio (89.3 per cent) than those in the rural areas (83.0 per cent). Similar pattern of distribution was shown for ownership only and access only. (see Table 2.1.10.1 in the Appendix).

#### **2.1.10.2 Distribution of ICT (Television) by Household**

About 40.0 per cent of households in Nigeria had access to television, out of which 13.2 per cent only had access without necessarily owning them, while 27.2 actually owned the facilities.

State distribution showed that the five states that had highest household access to television include Lagos (90.2 per cent), Anambra (85.0 per cent), Bayelsa (79.4 per cent), Oyo (61.8 per cent) and FCT (75.3 per cent). Sector-wise, it was revealed that urban households had higher access to television (73.6 per cent) than those in the rural areas (30.3 per cent). The same pattern of distribution was shown for both ownership and access only (see Table 2.1.10.2 in the Appendix).

#### **2.1.10.3 Distribution of ICT (Fixed Telephone) by Household**

At the national level, 94.3 per cent of the households neither owned nor had access to fixed telephone, while 5.6 per cent had access. Among the households which had access, 4.9 per cent only had access without necessarily owning the facilities, while 0.7 actually owned them.

State distribution showed that Lagos had the highest access (59.5 per cent), followed by Anambra (23.4 per cent), FCT (23.1 per cent), Edo (17.0 per cent), Cross River (13.9 per cent) and Delta (13.5 per cent).

Sector disaggregation revealed that Urban households had higher access (16.6 per cent) than the rural households (2.4 per cent). The same feature was shown for ownership only and access only, indicating similar pattern with the previous year. (See Table 2.1.10.3 in the Appendix).

#### **2.1.10.4 Distribution of ICT (Mobile Telephone) by Household**

At the national level the result showed that 43.8 per cent of the households had access to mobile telephone. Among the households, 18.9 only had access to the facilities without necessarily owning them, while 24.9 per cent actually owned them.

State-wise, it was revealed, that Lagos had the highest access (91.8 per cent) to mobile telephone. The states which also had higher access include Anambra (90.3 per cent), FCT (73.2 per cent), Osun (75.5 per cent), Ekiti (72.6 per cent) and Bayelsa (69.8 per cent).

Sector distribution showed that the urban households had higher access (74.9 per cent) than their rural counterparts (34.4 per cent). Similar pattern of distribution was shown for ownership only and households which only had access without necessarily owning the equipments. (See Table 2.1.10.4 in the Appendix).

#### **2.1.10.5 Distribution of ICT (Personal Computer) by Household**

Nine in every ten households in Nigeria neither owned nor had access to personal computer, while 5.2 per cent had access. Among the households which had access, 4.6 per cent only had access without necessarily owning the equipments, while 0.6 actually owned them.

Disaggregating to states, FCT reported the highest access (30.7 per cent), followed by Lagos (30.6 per cent), Anambra (23.8 per cent), Cross River (17.6 per cent), Edo (14.1 per cent) and Delta (11.0 per cent).

Distributing to sector showed that urban households had higher access (14.7 per cent) to the equipments than rural households (2.4 per cent). Similar pattern of distribution was show for ownership only and access only. (See Table 2.1.10.5 in the Appendix).

#### **2.1.10.6 Distribution of ICT (Internet Service) by Household**

At the national level, 95.9 per cent of the households in Nigeria neither owned nor had access to internet services, while 4.0 per cent had access. Among the households which had access, 0.1 per cent actually owned the facilities, while 3.9 per cent only had access without necessarily owing them.

State-wise, Lagos had the highest access (23.1 per cent) to internet services, followed by Anambra (19.4 per cent), FCT (16.9 per cent), Cross River (16.3 per cent), Edo (14.1 per cent) and Delta (10.0 per cent).

Disaggregating to sector showed that urban households had higher access (12,1 per cent) than the rural households (1.6 per cent). Similar feature was shown for the household which only owned the facilities and those which has

access only without necessarily owning them. (See Table 2.1.10.6 in the Appendix).

#### **2.1.10.7 Distribution of ICT (Radio) by persons**

Nine in every ten persons (92.0 per cent) in Nigeria had access to radio, while 8.0 per cent neither had access nor owned the equipments. Among the population who had the access, 55.8 per cent actually owned, while 36.2 only had the access to the equipments without owning them.

Disaggregating to states showed that at least eight in every ten persons had access to radio. The states with the highest access include Lagos (98.1 per cent), Kaduna (97.9 per cent), Anambra (97.8 per cent), FCT (97.3 per cent) and Bayelsa (96.7 per cent).

Sector – wise, the result showed that the urban population had higher access (95.5 per cent) than those in the rural areas (91.1 per cent). Similar pattern was shown for those who actually owned radio. But among the population who only had access to the equipments without necessarily owning them, the rural residents had higher access (36.6 per cent) than those in the urban areas (34.7 per cent). (See Table 2.1.10.7 in the Appendix).

#### **2.1.10.8 Distribution of ICT (Television) by Persons**

In Nigeria 71.6 per cent of the persons had access to television, while 28.4 per cent do not have access or own them. Among the population who had access to television, 57.3 actually owned them, while 14.3 only had access but do not own them.

Distributing to states, it was shown that Lagos residents had access most (96.7 per cent) to television, followed by Anambra (94.9 per cent), Rivers (91.4 per cent), FCT (88.7 per cent) and Kaduna (88.5 per cent).

Disaggregating to place of resident showed that the urban population had higher access (88.5 per cent). Similar feature was shown for those who only had access but did not necessarily own the equipments and those who actually owned them. (See Table 2.1.10.8 in the Appendix).

#### **2.1.10.9 Distribution of ICT (Fixed Telephone) by persons**

Five in every ten Nigerians had access to fixed telephone. Among the population which had access, 18.1 per cent of the people actually owned the equipments, while 34.6 per cent only had access without necessarily owing them.

States disaggregation showed that Rivers residents had access most (87.1 per cent) to fixed telephone. The states with the next higher access include Katsina (81.0 per cent), Kaduna (79.2 per cent), Lagos (75.0 per cent), Ebonyi (72.5 per cent) and Zamfara (68.9 per cent).

Sector – wise, the result showed that the urban residents had higher access (55.6 per cent). Than those in the rural areas (52.0 per cent). Similar feature was shown for the population which actually owned the equipments and those who had access but do not really own them. (See Table 2.1.10.9 in the Appendix).

#### **2.1.10.10 Distribution of ICT (Mobile Telephone) by persons**

At least, seven persons in every ten Nigerians had access to mobile telephone. Among the population which had access, 50.1 per cent actually owned the equipments, while 22.0 only had access but do not really own them.

Distributing to states revealed showed that Lagos residents had access most to mobile telephone, followed by Anambra (95.2 per cent), Rivers (91.7 per cent), Osun (89.4 per cent), Kaduna (88.4 per cent) and Edo (88.2 per cent).

Disaggregation to place of resident showed that the urban residents had higher access (87.9 per cent) to mobile telephone than those in the rural areas (68.1 per cent). Similar feature was shown for those who had access without necessarily owning the equipments, while for those who actually own them, rural residents had higher access (50.8 per cent) than those in the urban areas (47.6 per cent). (See Table 2.1.10.11 in the Appendix).

#### **2.1.10.11 Distribution of ICT (Personal Computer) by persons**

At the notional level, 52.5 per cent of Nigerians had access to Personal Computers, while 47.5 per cent neither owned nor had access to them. Among the population that had access, 35.7 per cent do not necessarily own them, while 16.8 per cent actually owned the equipments.

Disaggregating to states. Abuja residents had the highest access (61.7 per cent) to personal computer, followed by Lagos (55.9 per cent), Anambra (54.7 per cent), Plateau (53.8 per cent), Gombe (53.2 per cent) and Benue (52.3 per cent).

Distributing to place of residence, urban residents had higher access to personal computers (54.3 per cent) than those in the rural areas, (52.0 per cent). Similar pattern of distribution was shown for those who had access but do not necessarily own the equipment. Rural residents had higher access through ownership (17.0 per cent) than those in the urban areas (15.9 per cent). (See Table 2.1.10.11) in the Appendix.

#### **2.1.10.12 Distribution of ICT (Internet Service) by Persons**

At the national level, 98.1 per cent of persons neither own nor had access to internet service, which 1.9 per cent of persons had access. Among the population which had access, 0.9 only had access without necessary owning them, while 1.0 per cent actually owned them.

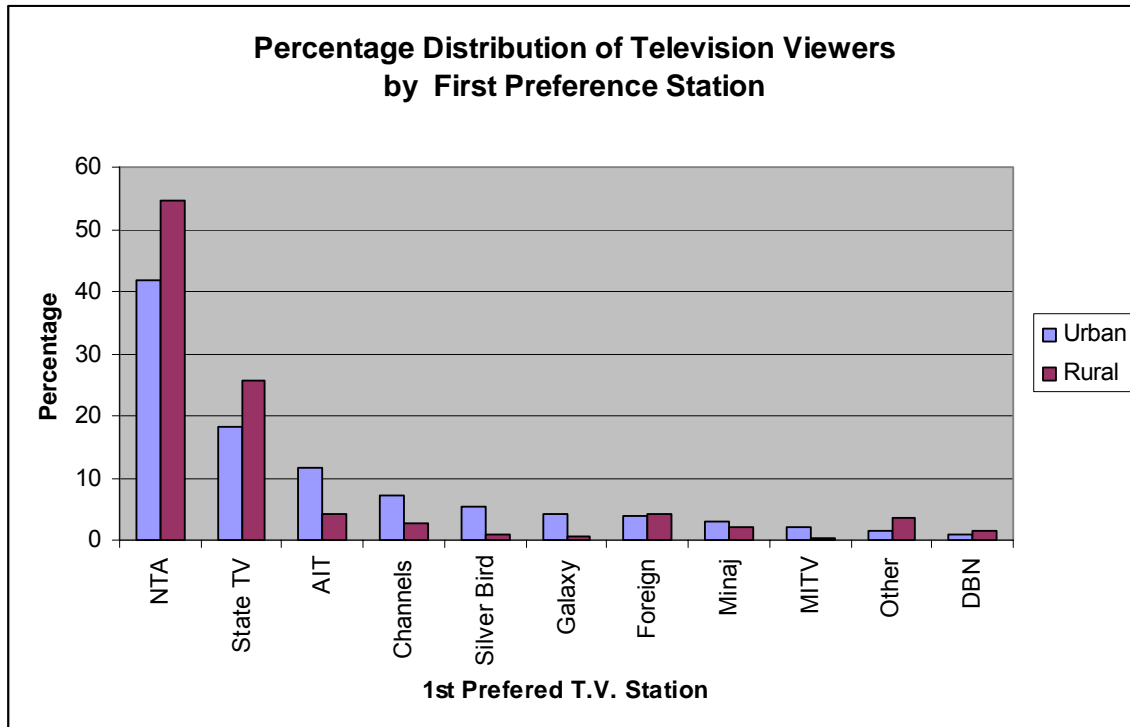


Distributing to states, the states which had highest access include Lagos (15.0 per cent), Anambra (11.7 per cent), Delta (7.9 per cent) Edo (8.2 per cent) and Osun and |FCT (Abuja) which both recorded 5.1 per cent.

**2.1.10.13 Distribution of Television Viewers by First Preference Station**

The result of the survey showed that at the national level, National Television Authority (NTA) was the highest first preferred station to the television views (48.9 per cent), followed by the state TV (22.4 per cent), AIT (7.5 per cent) and the other private stations.

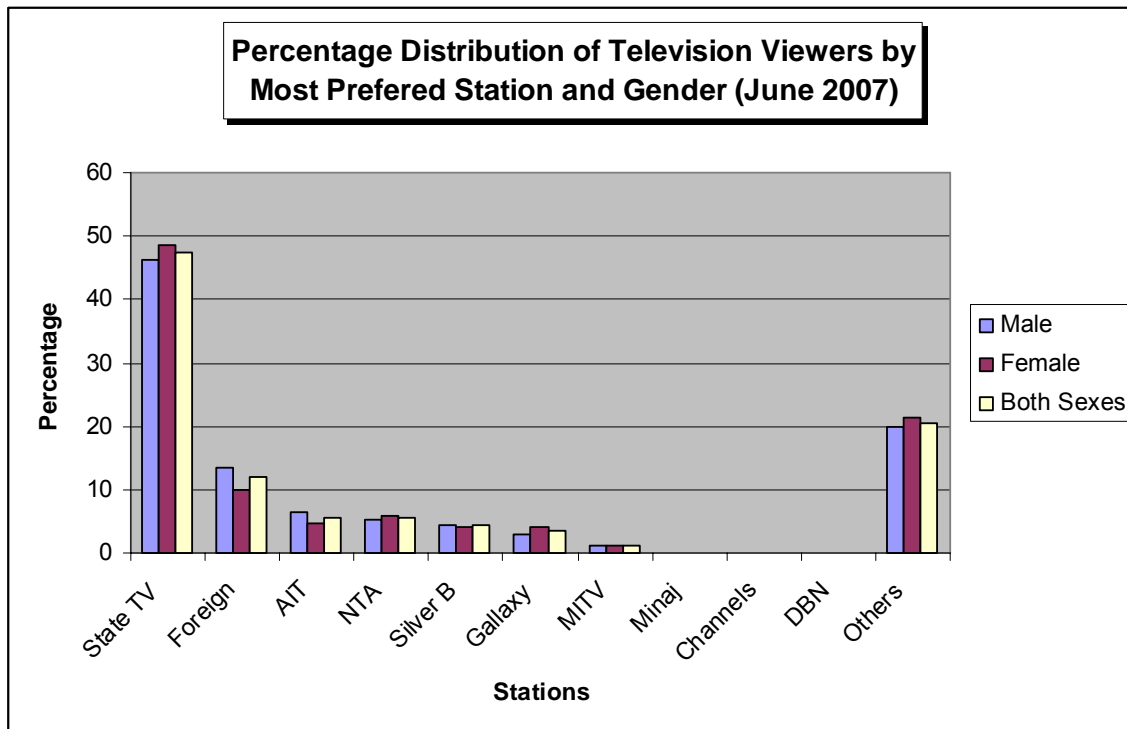
Disaggregating to place of residence showed similar pattern of distribution for both urban and rural areas. Among the viewers who chose NTA as their first preferred station, the result showed that there were more viewers in the rural areas than those in the urban areas. Similar scenario was shown for the various State TV, and for those who viewed other stations not categorized. However, television viewers who watch the private own stations were more in the urban areas than in the rural areas. (See Table 2.1.10.13 in the Appendix).



**Distribution of Television Viewers by Most Preferred Station**

The result of the survey showed that at the national level, television viewers preferred the state TV stations most (47.29 per cent), followed by other stations (20.57 per cent), foreign stations (11.89 per cent), AIT (5.6 per cent) and NTA (5.58 per cent)

Disaggregating to gender showed similar pattern of distribution. The most preferred television station by both male and female viewers was state TV, followed by others and foreign. (See Table 2.1.10.14 in the Appendix).



#### 2.1.10.14 Distribution of Number of ICT Equipments Owned

At the national level, the estimated numbers of ICT equipments owned by Nigerians were radio (9,666,207), Television (12,448,076), mobile telephone (799,130), fixed telephone (786,852), personal computer (627,934) and Internet-service (92,131).

Distribution to states, ownership of radio was highest in Lagos (1,402,642). Similar highest ownership in Lagos was recorded for television (2,625,424), mobile phone (123,523), fixed telephone (91,858), personal computer (27,577) and Internet service (5,465).

#### 2.1.10.15 Distribution of Owners of ICT Equipments by Number Owned and State.

At the national level, the estimated number of persons who owned ICT equipments were Radio (15,109,054), Television (12,448,076), Mobile phone (10,002,710), fixed phone (7.86,852), Personal Computer (627,934) and Internet Service (92,131). Majority of the owners of he equipments owned only are: Radio (97.5 per cent), Television (96.2 per cent), Mobile Phone

(94.7 per cent), fixed Phone (92.9 per cent), Personal Computer (87.6 per cent) and Internet Service (93.7 per cent). Lagos recorded the highest distribution to states, ownership of virtually all the equipments, followed by Oyo State. (See Tables 2.1.10.15 and 2.1.10.16) in the Appendix).

#### **2.1.10.16 Distribution of Persons who had Access to ICT Equipments by Source of Access**

The result of the survey showed the distribution of persons that had access radio (42,725,292), television (31,485,209), Mobile Phone (30,786,519), Fixed Phone (9,722,973), Personal Computer (5,336,858) and Internet Service (4,939,630). Access to Radio showed that majority of the persons (62.9 per cent) and (53.8 per cent) had access to radio and television respectively through family member of friend or neighbour. Access was highest to mobile telephone (32.5 per cent) through ownership and fixed telephone (23.3 per cent) through umbrella center. (See Table 2.1.10.17 in the Appendix).

### **2.2 PRIVATE FARMERS**

Private farmers are peasant farmers who use traditional methods in agricultural production. They are grouped into three namely: Crop, Livestock and Fish Farmers.

#### **2.2.1.1.1 Number of Persons Engaged in Agriculture**

Expectedly table 1 revealed that more persons are involved in farming activities during the second quarter of the year than any other quarter. Less farming activities took place in the fourth quarter.

In the first quarter of the year, about 37 per cent of the total persons engaged in farming activities are female, and they worked on the average of five days while their male counterpart who constituted 73 per cent worked for 6 days.. Of the total persons engaged in farming activities in this quarter, 23 per cent are working proprietors. 47 per cent are unpaid family members, a mere 2 per cent are apprentices while the remaining 28 percent are paid employees.

In the second quarter the percentage of female participation in agricultural

about force dropped to 28 percent of the total persons engaged in agricultural activities.. The average number of days worked was five days for both male and female. The working proprietors in this quarter constituted 24 percent of the total workforce. Unpaid family members were 39 percent while apprentice and paid employee constituted 4 and 33 percent respectively.

The trend in the third quarter is not radically different when compared with the immediate past quarter. The table recorded 32 percent of the workforce in the third quarter to be female, and the average number of days worked was five days for both male and female. The table also revealed that 23.8 percent are working proprietor, 42 percent are unpaid family workers, about 3 percent are apprentice while 31 percent constitute paid employee.

The fourth quarter result showed that 33 percent of the entire workforce in agricultural sector was female. The remaining 73 percent who are male, worked for seven days on the average during this period while their female counterpart worked for 5 days on the average. The working proprietors constituted 26 percent of the total work force in agricultural sector, 49 per cent are unpaid family members and 3 percent are apprentices Paid employees were 22percent..

On the whole, table 1 revealed that unpaid family member constituted the largest portion of agricultural workforce while very little number were apprentice.

### **2.2.1.2: Area and Production of Major Crops**

The following crops are classified as major crops grown in Nigeria; Maize, Cassava, Rice, Melon, Cocoyam, Millet, Guinea Corn, Groundnut, Beans, Yam and Cotton.

Table 2.2.1.2 depicts that out of the major crops grown in Nigeria, maize had the largest land area cultivated with a figure of 4,670 thousand hectares followed by Guinea Corn 4,578 thousand hectares and Millet 4,270 thousand hectares while land area cultivated for Cotton 222 thousand hectares and Melon 200 thousand hectares.

In terms of production, Cassava topped with 38,041 metric tons next was Yam 28,280 metric tons while Melon was at the bottom of the ladder with 371 metric tons and Cotton 516 metric tons.

**Table 2.2.1.2: Area and Production of Major Crops (National) 2006**

| Crop        | Area<br>(‘000’ hectare) | Production<br>(‘000’ tonnes) |
|-------------|-------------------------|------------------------------|
|             | 2006                    | 2006                         |
| Millet      | 4,270                   | 5,940                        |
| Guinea Corn | 4,578                   | 6,474                        |
| Ground Nut  | 1,666                   | 3,062                        |
| Beans       | 3,098                   | 3,770                        |
| Yam         | 1,696                   | 28,280                       |
| Cotton      | 222                     | 516                          |
| Maize       | 4,670                   | 7,023                        |
| Cassava     | 2,659                   | 38,041                       |
| Rice        | 1,526                   | 3,333                        |
| Melon       | 200                     | 371                          |
| Cocoyam     | 513                     | 2,220                        |

**Table 2.2.1.3 Farm gate prices (Major crops).**

Table 2.2.1.3 showed the farm gate prices of major crop grown in the country for 2006/2007 survey year. It revealed that Beans stood at ₦22.26 per kg, Cassava (₦ 20.01per kg), Cocoyam (₦ 16.71 per kg), Ground nut at ₦ 24.09 per kg and Millet at ₦ 19.79 per kg.

**NOTE**

Table 2.2.1.2: Area and Production of Major Crops (National) 2006 and Table 2.2.1.3 Farm gate prices (Major crops) were not generated from the survey result.

**2.2.1.4: Distribution (absolute) of Crop farmers by Market channel and state 2006.**

The survey result indicated that most crop farmers disposed their farm products (produces) through open market with a total figure of 6,964,721holders, followed by “On the farm” (1,196,269) and “direct to industry” accounted for 112,513holders.

For open market, Kano state (622,456) topped the list, followed by Benue state (432,736) and Bayelsa state (28,949) was the least number.

**2.2.1.5: Distribution (absolute) of Crop farmers by Problems encountered during storage and by state, 2006.**

It was shown that 5,220,611holders indicated termites and insects as the problem encountered during storage; lack of modern method of storage was 5,191,883 holders, 3,880,591 holders indicated inadequate storage facilities and 2,553,568 holders mentioned stealing as a problem.

For lack of modern method of storage, Kano state accounted for 441,136 holders, followed by Bauchi state (325,316) and Lagos state (3,091) was the least figure.

**2.2.1.6: Distribution (absolute) of Crop farmers by Problems encountered during production process and by state, 2006.**

Table 2.2.1.6 showed that five problems in production process were commonly enumerated by crop farmers: lack of funds (7,014,060 holders); lack of credit facilities (6,191,704); lack of encouragement from government (5,735,857); lack of modern methods/equipment (5,699,853) and lack of infrastructure (5,119,706).

For lack of funds, Kano state (593,217 holders) led the list, followed by Kastina state (428,856), Bunue state (411,478) and Bayelsa state (29,393) was the lowest.

**2.2.1.7(a): Distribution of crop farm by access to any ICT facility by state, 2006.**

In this era of IT awareness crop farmers are not left behind in the quest for use of this laudable technology. The table showed that many farmers have access to the use of most of the covered IT equipment from radio to even the use of website. The table revealed that 7,893,248 (58.82%) of Nigerian farmers had access to radio, followed by farmers that had access to telephone (mobile) with 2,702,264 (20%). The total of 2,373,273 (17.69%) had access to television. Farmers that had access to personal computer were 140,391 (1.0%). Those that had access to internet were 95,095 (0.7 %).

**2.2.1.7(b): Distribution of crop farmers by possession of any ICT facility by State, 2006.**

The table showed that 7,353,507 (72.71 %) of crop farmers possessed their own radio. Also 1,454,247 (14.38 %) of crop farmers had Television. It showed that 1,130,928 (11.2 %) of crop farmers had Telephone (mobile). Only 66,020 (0.7 %) had fixed Telephone. Farmers who possessed personal computers were 52,274 (0.52 %).

**Table 2.2.2.1 Distribution of Livestock Farmers By Source And Type of Input, 2006**

| ITEM                | MINISTRY EXTENTION |      | AGRO-SERVICE CENTER |      | FARM-SERVICE CENTER |      |
|---------------------|--------------------|------|---------------------|------|---------------------|------|
|                     | Number             | %    | Number              | %    | Number              | %    |
| LIVESTOCK FEEDS     | 105,730            | 28.9 | 31,270              | 22.6 | 53,984              | 24.6 |
| PULLET MASH         | 58,447             | 16.0 | 23,764              | 17.2 | 48,320              | 22.0 |
| GROWERS MASH        | 61,719             | 16.9 | 19,561              | 14.1 | 48,010              | 21.8 |
| LAYERS MASH         | 50,621             | 13.9 | 24,359              | 17.6 | 51,729              | 23.5 |
| BROILERS MASH       | 22,779             | 6.2  | 9,644               | 7.0  | 5,756               | 2.6  |
| OTHER POULTRY FEEDS | 26,002             | 7.1  | 17,980              | 13.0 | 5,088               | 2.3  |
| DAY OLD CHICKS      | 19,543             | 5.4  | 10,031              | 7.2  | 4,044               | 1.8  |
| ELECTRICITY/STOVE   | 20,379             | 5.6  | 1,761               | 1.3  | 2,935               | 1.3  |

**Table 2.2.2.1 Distribution of Livestock Farmers By Source And Type of Input, 2006 (Contd)**

| ITEM                | COOPERATIVE SOCIETY |      | LOCAL MARKET |      | OTHERS    |      |
|---------------------|---------------------|------|--------------|------|-----------|------|
|                     | Number              | %    | Number       | %    | Number    | %    |
| LIVESTOCK FEEDS     | 36,682              | 14.0 | 4,046,027    | 51.4 | 1,591,276 | 59.7 |
| PULLET MASH         | 27,791              | 10.6 | 789,158      | 10.0 | 216,339   | 8.1  |
| GROWERS MASH        | 25,791              | 9.8  | 776,573      | 9.9  | 202,352   | 7.6  |
| LAYERS MASH         | 35,169              | 13.4 | 692,987      | 8.8  | 163,369   | 6.1  |
| BROILERS MASH       | 39,909              | 15.2 | 373,090      | 4.7  | 82,320    | 3.1  |
| OTHER POULTRY FEEDS | 41,981              | 16.0 | 670,663      | 8.5  | 296,934   | 11.1 |
| DAY OLD CHICKS      | 29,110              | 11.1 | 300,704      | 3.8  | 72,551    | 2.7  |
| ELECTRICITY/STOVE   | 25,463              | 9.7  | 222,920      | 2.8  | 39,892    | 1.5  |

About 59.7 per cent of livestock farmers sourced their input from other services as against 51.4 per cent who sourced from local market. Only 14.0 per cent got their input from Cooperative Society.

Farm service Centre supplied 22 per cent of pullet mash required by farmers, Agro-service Centre supplied 17.2 per cent, while 16 per cent was from Ministry/Extension Services.

11.1 per cent of Day-old chicks was sourced from Cooperative Society; 7.2 per cent from Agro-service Centres and 5.4 per cent from Ministry/Extension. See Table 2.2.2.1 for more details.

**Table 2.2.2.3. NUMBER OF PERSONS ENGAGED IN LIVESTOCK FARMING BY SEX AND TYPE 2006**

| PERSONS ENGAGED       | MALE              |              | FEMALE            |              | TOTAL             |
|-----------------------|-------------------|--------------|-------------------|--------------|-------------------|
|                       | NUMBER            | %            | NUMBER            | %            | NUMBER            |
| WORKING PROPRIETORS   | 15,280,013        | 80.86        | 3,615,854         | 19.14        | 18,895,867        |
| UNPAID FAMILY MEMBERS | 17,755,742        | 58.16        | 12,772,368        | 41.84        | 30,528,110        |
| PAID EMPLOYEES        | 3,068,255         | 72.12        | 1,186,067         | 27.88        | 4,254,322         |
| APPRENTICES           | 753,137           | 62.20        | 457,687           | 37.80        | 1,210,824         |
| <b>TOTAL</b>          | <b>36,857,147</b> | <b>67.15</b> | <b>18,031,976</b> | <b>32.85</b> | <b>54,889,123</b> |

A total of 54 million persons were engaged in livestock farming in 2006. 36 million were males (67.15 per cent) and 18 million (32.85 per cent) females. Majority of people working on livestock keeping are working proprietors (80.86 per cent), this was closely followed by paid employees (72.12 per cent). About forty-two per cent females working on livestock are unpaid family members, 37.80 per cent were apprentices, while working proprietors was 19.14 per cent

Wages as a variable was not adequately captured by the questionnaire. Hence it was left out in the final tabulation.

#### **2.2.2.4**

The survey result revealed an initial Livestock population of 64 million which rose to 83 million (77.35 per cent) increase and Poultry (All Birds) also increased from 65 million to 82 million (78.56) at the end of 2006 Agricultural season. Goats constituted about 56.31 per cent of all livestock, followed by sheep 24.34 per cent and cattle 15.17 per cent. Net addition rates among livestock were as follows cattle 22 per 100,000, Goat 361 per 100,000 and sheep 156 per 100,000. The corresponding rates for poultry were: Chicken 474 per 100,000, Guinea fowl 38 per 100,000 and Duck 20 per 100,000.



**Table 2.2.2.4 Stocks and changes in stocks of livestock by type, 2006**

| <b>LIVESTOCK/POULTRY<br/>DESCRPTION</b> | <b>Initial<br/>population</b> | <b>Number<br/>born</b> | <b>Number<br/>bought</b> | <b>Number<br/>slaughtered</b> | <b>Number<br/>dead</b> | <b>Number sold</b> | <b>BALANCE</b> |
|---|-------------------------------|------------------------|--------------------------|-------------------------------|------------------------|--------------------|----------------|
| CATTLE                                  | 10,069,448                    | 2,236,399              | 1,106,247                | 190,963                       | 200,935                | 1,121,774          | 11,898,422     |
| GOAT                                    | 36,115,821                    | 18,440,368             | 3,747,405                | 2,855,106                     | 1,679,762              | 6,376,792          | 47,391,934     |
| SHEEP                                   | 15,613,179                    | 7,944,082              | 2,253,944                | 1,597,283                     | 540,290                | 3,189,763          | 20,483,869     |
| PIG                                     | 1,122,809                     | 1,318,395              | 88,394                   | 77,824                        | 175,552                | 327,637            | 1,948,585      |
| CAMEL                                   | 71,164                        | 43,612                 | 12,907                   | 2,947                         | 3,277                  | 13,270             | 108,189        |
| DONKEY                                  | 492,597                       | 92,201                 | 55,308                   | 50,294                        | 31,987                 | 51,352             | 506,473        |
| HORSE                                   | 116,951                       | 40,787                 | 15,309                   | 33,300                        | 1,708                  | 4,316              | 133,722        |
| OTHER ANIMALS                           | 536,845                       | 116,752                | 42,693                   | 81,655                        | 80,196                 | 90,194             | 444,246        |
| TOTAL ALL ANIMALS                       | 64,138,814                    | 30,232,596             | 7,322,207                | 4,889,373                     | 2,713,706              | 11,175,098         | 82,915,440     |
| CHICKEN                                 | 55,392,884                    | 47,498,455             | 8,075,741                | 11,927,186                    | 11,708,754             | 16,333,182         | 70,997,959     |
| GUINEA FOWL                             | 6,522,836                     | 3,842,228              | 978,220                  | 1,148,213                     | 474,918                | 2,282,582          | 7,437,571      |
| DUCK                                    | 2,087,153                     | 2,134,494              | 177,187                  | 278,938                       | 460,991                | 850,757            | 2,808,147      |
| TURKEY                                  | 466,217                       | 77,241                 | 847,133                  | 62,175                        | 36,313                 | 389,404            | 902,700        |
| OTHER BIRDS                             | 347,965                       | 189,837                | 31,636                   | 68,461                        | 54,076                 | 91,967             | 354,935        |
| TOTAL ALL BIRDS                         | 64,817,056                    | 53,742,255             | 10,109,917               | 13,484,973                    | 12,735,0511            | 19,947,892         | 82,501,312     |

**Table 2.2.2.5 Dairy Products: Quantity and Value by type 2006**

| <b>DAIRY PRODUCTS</b> | <b>QUANTITY PRODUCED</b> | <b>VALUE OF PRODUCT ₦</b> |
|-----------------------|--------------------------|---------------------------|
| EGGS (CRATES)         | 10,694,534               | 3,071,171,681             |
| MILK (LITRES)         | 8,068,053                | 437,157,468               |
| CHEESE (KG)           | 516,671                  | 226,159,127               |
| BUTTER (KG)           | 1,633,750                | 97,931,885                |
| OTHER DAIRIES         | 14,947                   | 1,186,265                 |
| <b>TOTAL</b>          |                          | <b>3,833,606,426</b>      |

Output of eggs for the 2006 Agricultural year was 10,694,534 crates valued at ₦3,071,171,681. The corresponding figures for other product were milk (Litres) 8,068,053, Butter (kg) 1,633,750 with ₦437,157,468 and ₦97,931,885 as values respectively. The total value of all Dairy product was ₦3,833,606,426.

**Table 2.2.2.6. Prices of Livestock by Type 2006**

|                  | <b>APRIL –<br/>JUNE<br/>2006 1<sup>ST</sup><br/>QUARTER</b> | <b>JULY –<br/>SEPT 2006<br/>2<sup>ND</sup><br/>QUARTER</b> | <b>OCT-DEC<br/>2006<br/>3<sup>RD</sup><br/>QUARTER</b> | <b>JAN-DEC 2007<br/>4<sup>TH</sup> QUARTER</b> |
|------------------|---|--|--|--|
|                  | <b>₦'000</b>  | <b>₦'000</b>   | <b>₦'000</b>   | <b>₦'000</b>                                   |
| Cattle (No)      | 35,172.29   | 33,063.53  | 38,364.56  | 36,164.77                                      |
| Goat (No)        | 4,210.50  | 4,247.75   | 4,684.41   | 4,706.13                                       |
| Sheep (No)       | 5,205.35  | 5,499.96   | 5,783.87   | 5,617.30                                       |
| Pig (No)         | 6,087.17  | 6,712.02   | 6,993.61   | 5,806.09                                       |
| Camel (No)       | 15,670.58   | 13,977.80  | 18,503.62  | 21,889.75                                      |
| Other Animals    | 1,969.34  | 846.56   | 1,403.30   | 2,335.97                                       |
| Chicken (No)     | 700.94  | 636.52   | 810.23   | 723.53   |
| Guinea Fowl (No) | 908.85  | 897.03   | 1,255.78   | 1,126.31                                       |
| Duck (No)        | 1,022.37  | 1,496.02   | 1,488.44   | 1,582.17                                       |
| Turkey (No)      | 7,152.68  | 5,812.94   | 4,152.08   | 2,080.87                                       |
| Other Birds (No) | 554.55  | 332.05   | 350.00   |  |
| Eggs (crate)     | 362.82  | 342.25   | 369.34   | 405.24   |
| Milk (Litre)     | 424.27  | 389.66   | 370.80   | 438.61   |
| Cheese (Kg)      | 337.80  | 422.69   | 371.03   | 252.71   |
| Butter (Kg)      | 390.25  | 266.51   | 361.87   | 388.19   |
| Other Dairies    | 312.22  | 248.73   | 460.63   |  |

The table 2.2.2.6 shows that an average cattle was sold for N35,000 in the first quarter which dropped to N33,000 in the second quarter and rose to N38,364 in the third quarter and drop to N36,000 in the fourth quarter prices of Goat for the four quarters was N4,210, N4,247, N4,684 and N4,706 respectively.

A chicken sold for N700, N636, N810 and N723 respectively for the four quarters. For more details (See table 2.2.2.6.)

**Table 2.2.2.7 Funds Committed to Livestock Farming by Source 2006**

| Source                  | Amount                | %          |
|-------------------------|-----------------------|------------|
| Own Funds               | 79,485,964,111        | 90.46      |
| Retained Profit         | 4,804,717,516         | 5.47       |
| Short Term Private Loan | 261,338,403           | 0.30       |
| NACRDB                  | 365,285,044           | 0.42       |
| Banks                   | 196,737,531           | 0.22       |
| Others                  | 2,753,821,249         | 3.13       |
| <b>Total Funds</b>      | <b>87,867,763,854</b> | <b>100</b> |

About N79 billion was committed to Livestock Keeping, this represents 90.46 per cent of the total funds. Kano State topped the list of Livestock Keepers who committed their own funds to Livestock Keeping N18.5billion. Funds from all sources for Livestock Keeping in 2006 was N87.9 billion. (See Appendix for more details.

| <b>Table 2.2.2. 8 Number Of Livestock Processing Facilities By Type And Capacity,2006</b> |                           |                          |
|---|---------------------------|--------------------------|
|   | <b>AVAILABLE CAPACITY</b> | <b>UTILIZED CAPACITY</b> |
|   | 536527.2682               | 439937.9194              |
| Refrigerators   | 102711.9534               | 89835.52168              |
| Smoking kiln  | 211333.7716               | 155867.2832              |
| Dairies   | 32205.84938               | 23598.52857              |
| Others  | 112731.0665               | 89044.87152              |
| <b>Total</b>  | <b>995509.9091</b>        | <b>798284.1244</b>       |

The total number of livestock processing facilities was 9.9 million of which Abattoirs Refrigerators, Smoking Kiln, Dairies and others represent 53.9, 10.3, 21.2, 3.2 and 11.3 per cent respectively. Based on the available capacity and utilized capacity figures of the various livestock processing facilities, refrigerators recorded the highest capacity utilization rate of 82.0 per cent followed by abattoirs (82.0 per cent). While dairies recorded the lowest of 73.3 per cent. The average capacity utilization rate for all the livestock processing facilities stood at 79.1 per cent.

**Table 2.2.2.9 Distribution Of Livestock Farmers By Market Channel, 2006**

| <b>WHERE DO YOU SELL YOUR LIVESTOCK PRODUCE</b> |                  | <b>%</b>   |
|---|------------------|------------|
| In the farm                                     | 558,090          | 6.8        |
| In the neighbourhood                            | 1,667,083        | 20.4       |
| In the Open market                              | 5,518,488        | 67.4       |
| In the cooperative society                      | 113,797          | 1.4        |
| Direct to the industry                          | 68,352           | 0.8        |
| Others  | 262,049          | 3.2        |
| <b>Total</b>                                    | <b>8,187,859</b> | <b>100</b> |

Table 2.2.2.9 showed that out of the total farmers surveyed 67.4 per cent of the farmers sold their livestock products in the open market while 20.4, 6.8, 1.4, 0.8 and 3.2 per cent sold in the neighborhood, farm, cooperative society, to the industry and others, respectively. The corresponding figures for the market channels are 558,090 (Farm), neighborhood (1,667,083) 5,518,488 (Open Market), 113, 797 (cooperative Society) 68,352 (Industry) and 262,049 (others).

**Table 2.2.2.12: Distribution of Livestock Farmers by Problems Encountered in Purchasing livestock inputs, 2006**

| <b>PROBLEMS</b>            | <b>NUMER</b> | <b>%</b> |
|----------------------------|--------------|----------|
| Too costly/High cost       | 3,582,431    | 23.0     |
| Lack of Fund (Money)       | 4,443,854    | 28.5     |
| Don't know where to obtain | 1,320,429    | 8.5      |
| Not available              | 1,209,240    | 7.7      |
| Scarce                     | 816,467      | 5.2      |
| Lack of Transport          | 1,596,891    | 10.2     |
| Bad road                   | 1,809,512    | 11.6     |
| Others                     | 828,374      | 5.3      |

Lack of funds (money) constituted 28.5 per cent of the major problem of livestock farmers in purchasing livestock input. This was closely followed by high cost of inputs 23.0 per cent and bad road 11.6 per cent. Lack of transport also constituted problems faced by livestock farmers.

**Table 2.2.2.13: Distribution of Livestock Farmers By Government Assistance Required 2006**

| <b>ASSISTANCE REQUIRED</b> | <b>NUMBER</b> | <b>%</b> |
|----------------------------|---------------|----------|
| Credit                     | 6,693,335     | 31.8     |
| Grazing Land               | 3,329,218     | 15.4     |
| Input                      | 4,279,866     | 20.4     |
| Infrastructure             | 4,359,084     | 20.7     |
| Others                     | 2,452,841     | 11.7     |
| Total                      | 21,024,345    | 100      |

A total of 6 million farmers (31.8 per cent) required Credit (Loan) from Government to assist them in livestock farming, 20.7 per cent or 4.4 million required Infrastructure such as roads, water, transport and equipment while 20.4 per cent or 4.3 million required Government to assist them in livestock input. A sum of ₦21million was the total assistance needed by livestock farmers from Government.

**Table 2.2.2.14: Distribution of Livestock Farmers by Ways that can Improve Livestock Activities 2006**

| <b>SUGGESTION</b>              | <b>NUMBER</b> | <b>%</b> |
|--------------------------------|---------------|----------|
| Improved Credit facilities     | 3,373,351     | 25.9     |
| Improved Storage facilities    | 2,340,911     | 18.0     |
| Improved Processing facilities | 2,505,748     | 19.3     |
| Good price policy              | 2,540,327     | 19.5     |
| Damming                        | 1,297,182     | 10.0     |
| Others                         | 958,837       | 7.4      |
| Total                          | 13,016,357    | 100      |

To further improve livestock farming activities, 25.9 per cent or 3.3 million farmers suggested improved credit facilities, 19.5 per cent or 2.54 million wanted good price policy while 19.3 per cent or 2.5 million would like improved processing facilities. A total of 13 million farmers responded.

**Table 2.2.2.15: Distribution of Livestock Farmers by Problems Encountered During Marketing**

| <b>PROBLEM</b>        | <b>NUMBER</b> | <b>%</b> |
|-----------------------|---------------|----------|
| Far distance          | 3,159,300     | 13.6     |
| Transportation cost   | 4,855,012     | 21.0     |
| Bad road              | 4,831,827     | 20.9     |
| Low price             | 4,891,637     | 21.1     |
| Scarcity of Transport | 3,484,814     | 15.0     |
| Others                | 1,950,664     | 8.4      |
| Total                 | 23,173,320    | 100      |

Low price was the major problem faced by livestock farmers for which 21.1 per cent responded positively (4.9 million people); next to that was transportation cost which accounted for 21 per cent or (4.8 million people) while bad road was the problem faced by 20.9 per cent of livestock farmers (4.8 million people). The Table 2.2.2.15 shows details.

**Table 2.2.2.16a Distribution of Livestock Farmers by Access and Ownership of Information and Communication Technology Facilities**

| STATE        | ACCESS TO RADIO |            |            |           |              |           |
|--------------|-----------------|------------|------------|-----------|--------------|-----------|
|              | ACCESS          | OWNER SHIP | TOTAL      | NO ACCESS | NO OWNERSHIP | TOTAL     |
| Abia         | 133,783         | 130,358    | 264,140    | 9,435     | 12,860       | 22,294    |
| Adamawa      | 157,245         | 150,840    | 308,085    | 15,210    | 21,614       | 36,825    |
| Akwa ibom    | 168,543         | 149,969    | 318,512    | 17,902    | 36,475       | 54,377    |
| Anambra      | 152,831         | 140,694    | 293,525    | 743       | 12,880       | 13,624    |
| Bauchi       | 305,418         | 331,990    | 637,408    | 113,510   | 86,938       | 200,448   |
| Benue        | 321,312         | 304,983    | 626,295    | 51,775    | 68,104       | 119,879   |
| Borno        | 243,855         | 238,769    | 482,624    | 83,814    | 88,900       | 172,714   |
| Cross_rivers | 56,974          | 51,926     | 108,899    | 12,220    | 17,269       | 29,489    |
| Delta        | 0               | 0          | 0          | 6,569     | 6,569        | 13,138    |
| Ebonyi       | 150,151         | 167,904    | 318,055    | 42,392    | 24,639       | 67,031    |
| Edo          | 46,123          | 46,547     | 92,669     | 27,356    | 26,932       | 54,288    |
| Enugu        | 149,300         | 140,393    | 289,693    | 54,172    | 63,080       | 117,252   |
| Imo          | 4,300           | 4,300      | 8,601      | 0         | 0            | 0         |
| Jigawa       | 309,731         | 296,316    | 606,047    | 42,797    | 56,212       | 99,009    |
| Kaduna       | 348,824         | 383,041    | 731,864    | 131,641   | 97,424       | 229,064   |
| Kano         | 1,013,902       | 887,388    | 1,901,290  | 125,884   | 252,398      | 378,282   |
| Katsina      | 362,375         | 285,820    | 648,195    | 88,396    | 164,951      | 253,347   |
| Kebbi        | 149,153         | 144,282    | 293,436    | 15,399    | 20,270       | 35,668    |
| Kogi         | 106,136         | 92,730     | 198,866    | 15,017    | 28,424       | 43,440    |
| Kwara        | 83,452          | 79,827     | 163,280    | 10,532    | 14,157       | 24,690    |
| Nassarawa    | 144,921         | 142,532    | 287,453    | 14,770    | 17,159       | 31,929    |
| Niger        | 185,436         | 183,486    | 368,922    | 4,957     | 6,906        | 11,863    |
| Ogun         | 36,901          | 25,397     | 62,298     | 0         | 11,505       | 11,505    |
| Ondo         | 58,259          | 55,974     | 114,233    | 7,708     | 9,994        | 17,702    |
| Osun         | 18,127          | 15,892     | 34,019     | 5,813     | 8,049        | 13,862    |
| Oyo          | 160,143         | 148,452    | 308,595    | 40,722    | 52,414       | 93,136    |
| Plateau      | 179,999         | 162,564    | 342,562    | 49,205    | 66,641       | 115,846   |
| Rivers       | 84,445          | 68,736     | 153,181    | 27,516    | 43,224       | 70,740    |
| Sokoto       | 274,840         | 258,737    | 533,577    | 15,691    | 31,794       | 47,486    |
| Taraba       | 100,371         | 96,628     | 197,000    | 26,281    | 30,024       | 56,304    |
| Yobe         | 129,845         | 116,803    | 246,648    | 20,331    | 33,373       | 53,704    |
| Zamfara      | 186,890         | 173,178    | 360,068    | 3,033     | 16,745       | 19,778    |
| FCT          | 7,812           | 7,560      | 15,372     | 1,260     | 1,512        | 2,772     |
| Total        | 5,831,397       | 5,484,016  | 11,315,413 | 1,082,052 | 1,429,434    | 2,511,486 |

**Table 2.2.2.16a Distribution of Livestock Farmers by Access and Ownership of Information and Communication Technology Facilities (Contd)**

| STATE        | TELEVISION           |            |              |             |              |                 |
|--------------|----------------------|------------|--------------|-------------|--------------|-----------------|
|              | ACCESS TO TELEVISION | OWNERS HIP | TOTAL ACCESS | NO ACCESS   | NO OWNERSHIP | TOTAL NO ACCESS |
| Abia         | 77,677.5             | 75,427.9   | 153,105.5    | 65,539.9    | 67,789.5     | 133,329.3       |
| Adamawa      | 37,120.6             | 32,017.2   | 69,137.7     | 135,334.3   | 140,437.7    | 275,772.1       |
| Akwa ibom    | 102,685.7            | 56,588.3   | 159,273.9    | 83,759.0    | 129,856.4    | 213,615.5       |
| Anambra      | 132,519.5            | 63,246.1   | 195,765.6    | 21,054.5    | 90,327.9     | 111,382.4       |
| Bauchi       | 146,182.4            | 40,815.2   | 186,997.5    | 272,745.7   | 378,112.9    | 650,858.7       |
| Benue        | 52,890.2             | 36,070.7   | 88,960.9     | 320,196.7   | 337,016.3    | 657,213.0       |
| Borno        | 22,414.9             | 8,393.2    | 30,808.1     | 305,254.2   | 319,275.9    | 624,530.1       |
| Cross_rivers | 34,690.9             | 13,766.0   | 48,456.9     | 34,503.3    | 55,428.1     | 89,931.4        |
| Delta        | 0.0                  | 0.0        | 0.0          | 6,569.0     | 6,569.0      | 13,138.0        |
| Ebonyi       | 45,974.2             | 28,864.4   | 74,838.6     | 146,568.5   | 163,678.3    | 310,246.9       |
| Edo          | 36,724.1             | 34,063.2   | 70,787.4     | 36,754.5    | 39,415.4     | 76,169.9        |
| Enugu        | 26,377.2             | 13,601.8   | 39,979.0     | 177,095.6   | 189,871.1    | 366,966.6       |
| Imo          | 4,300.3              | 4,300.3    | 8,600.6      | 0.0         | 0.0          | 0.0             |
| Jigawa       | 88,143.1             | 11,617.4   | 99,760.5     | 264,384.9   | 340,910.6    | 605,295.5       |
| Kaduna       | 114,921.4            | 77,219.8   | 192,141.2    | 365,542.8   | 403,244.5    | 768,787.3       |
| Kano         | 181,040.9            | 119,004.8  | 300,045.7    | 958,745.1   | 1,020,781.2  | 1,979,526.4     |
| Katsina      | 31,169.4             | 11,636.9   | 42,806.2     | 419,601.9   | 439,134.4    | 858,736.3       |
| Kebbi        | 19,477.4             | 24,584.7   | 44,062.2     | 145,074.6   | 139,967.2    | 285,041.8       |
| Kogi         | 32,646.0             | 13,258.8   | 45,904.8     | 88,507.3    | 107,894.4    | 196,401.7       |
| Kwara        | 31,910.0             | 27,688.1   | 59,598.1     | 62,074.6    | 66,296.4     | 128,371.0       |
| Nassarawa    | 35,376.8             | 26,916.7   | 62,293.5     | 124,314.4   | 132,774.5    | 257,088.9       |
| Niger        | 79,902.3             | 35,445.3   | 115,347.6    | 110,490.3   | 154,947.3    | 265,437.6       |
| Ogun         | 10,853.3             | 6,946.1    | 17,799.5     | 26,048.0    | 29,955.2     | 56,003.2        |
| Ondo         | 40,008.5             | 26,295.1   | 66,303.6     | 25,959.0    | 39,672.3     | 65,631.3        |
| Osun         | 19,468.7             | 8,641.9    | 28,110.6     | 4,471.5     | 15,298.3     | 19,769.8        |
| Oyo          | 43,263.4             | 39,864.1   | 83,127.5     | 157,602.2   | 161,001.5    | 318,603.7       |
| Plateau      | 37,927.5             | 7,425.4    | 45,352.9     | 191,276.8   | 221,778.8    | 413,055.6       |
| Rivers       | 53,304.4             | 42,226.7   | 95,531.1     | 58,656.2    | 69,733.8     | 128,390.0       |
| Sokoto       | 84,163.7             | 32,255.7   | 116,419.4    | 206,367.6   | 258,275.7    | 464,643.3       |
| Taraba       | 16,327.9             | 18,259.3   | 34,587.2     | 110,324.2   | 108,392.7    | 218,716.9       |
| Yobe         | 20,639.5             | 10,136.1   | 30,775.6     | 129,536.4   | 140,039.8    | 269,576.2       |
| Zamfara      | 0.0                  | 0.0        | 0.0          | 189,923.0   | 189,923.0    | 379,846.0       |
| FCT          | 2,772.0              | 1,722.0    | 4,494.0      | 6,300.0     | 7,350.0      | 13,650.0        |
| Total        | 1,662,873.5          | 948,299.3  | 2,611,172.8  | 5,250,576.0 | 5,965,150.2  | 11,215,726.2    |



**Table 2.2.2.16a Distribution of Livestock Farmers by Access and Ownership of Information and Communication Technology Facilities (Contd)**

| STATE        | TELEPHONE FIXED |           |              |             |              |              |
|--------------|-----------------|-----------|--------------|-------------|--------------|--------------|
|              | ACCESS          | OWNERSHIP | TOTAL ACCESS | NO ACCESS   | NO OWNERSHIP | TOTAL        |
| Abia         | 0.0             | 7,050.9   | 7,050.9      | 143,217.4   | 136,166.5    | 279,383.9    |
| Adamawa      | 2,651.8         | 1,834.6   | 4,486.3      | 169,803.1   | 169,049.3    | 338,852.4    |
| Akwa ibom    | 5,847.6         | 359.5     | 6,207.0      | 180,597.1   | 163,342.1    | 343,939.2    |
| Anambra      | 10,238.3        | 0.0       | 10,238.3     | 143,335.7   | 151,097.0    | 294,432.7    |
| Bauchi       | 2,283.8         | 0.0       | 2,283.8      | 416,644.3   | 402,584.9    | 819,229.2    |
| Benue        | 8,209.0         | 1,360.7   | 9,569.8      | 364,877.9   | 358,631.9    | 723,509.9    |
| Borno        | 0.0             | 0.0       | 0.0          | 327,669.1   | 327,669.1    | 655,338.1    |
| Cross_rivers | 0.0             | 0.0       | 0.0          | 69,194.2    | 68,868.9     | 138,063.1    |
| Delta        | 0.0             | 0.0       | 0.0          | 6,569.0     | 0.0          | 6,569.0      |
| Ebonyi       | 1,138.4         | 4,538.5   | 5,677.0      | 191,404.3   | 170,773.0    | 362,177.3    |
| Edo          | 2,632.4         | 1,491.9   | 4,124.3      | 70,846.3    | 70,004.1     | 140,850.4    |
| Enugu        | 0.0             | 440.5     | 440.5        | 203,472.8   | 203,032.3    | 406,505.1    |
| Imo          | 0.0             | 0.0       | 0.0          | 4,300.3     | 4,300.3      | 8,600.6      |
| Jigawa       | 56,896.3        | 1,780.4   | 58,676.8     | 295,631.7   | 350,747.6    | 646,379.2    |
| Kaduna       | 0.0             | 1,557.0   | 1,557.0      | 480,464.3   | 478,907.3    | 959,371.5    |
| Kano         | 9,171.9         | 4,803.8   | 13,975.6     | 1,130,614.2 | 1,134,982.3  | 2,265,596.4  |
| Katsina      | 5,344.7         | 1,797.8   | 7,142.5      | 445,426.6   | 448,973.5    | 894,400.1    |
| Kebbi        | 5,187.2         | 5,021.1   | 10,208.2     | 159,364.8   | 159,530.9    | 318,895.7    |
| Kogi         | 657.2           | 0.0       | 657.2        | 120,496.1   | 98,430.9     | 218,926.9    |
| Kwara        | 596.7           | 89.5      | 686.2        | 93,387.8    | 93,895.0     | 187,282.9    |
| Nassarawa    | 2,543.2         | 2,173.4   | 4,716.6      | 157,148.0   | 155,230.6    | 312,378.6    |
| Niger        | 8,655.7         | 184.2     | 8,839.8      | 181,736.9   | 188,900.9    | 370,637.8    |
| Ogun         | 0.0             | 0.0       | 0.0          | 36,901.3    | 36,901.3     | 73,802.7     |
| Ondo         | 0.0             | 0.0       | 0.0          | 65,967.4    | 65,250.4     | 131,217.8    |
| Osun         | 2,235.8         | 0.0       | 2,235.8      | 21,704.5    | 20,810.2     | 42,514.6     |
| Oyo          | 1,648.1         | 0.0       | 1,648.1      | 199,217.5   | 199,217.5    | 398,434.9    |
| Plateau      | 3,490.9         | 1,813.0   | 5,303.9      | 225,713.3   | 221,528.1    | 447,241.4    |
| Rivers       | 3,027.6         | 2,600.2   | 5,627.9      | 108,932.9   | 94,337.9     | 203,270.8    |
| Sokoto       | 5,337.2         | 1,570.7   | 6,907.9      | 285,194.2   | 288,960.7    | 574,154.9    |
| Taraba       | 379.6           | 2,430.9   | 2,810.6      | 126,272.4   | 124,221.1    | 250,493.5    |
| Yobe         | 146.9           | 0.0       | 146.9        | 150,029.0   | 150,175.9    | 300,204.8    |
| Zamfara      | 0.0             | 0.0       | 0.0          | 189,923.0   | 189,923.0    | 379,846.0    |
| FCT          | 1,596.0         | 0.0       | 1,596.0      | 7,476.0     | 9,072.0      | 16,548.0     |
| Total        | 139,916.2       | 42,898.5  | 182,814.6    | 6,773,533.3 | 6,735,516.2  | 13,509,049.6 |

**Table 2.2.2.16a Distribution of Livestock Farmers by Access and Ownership of Information and Communication Technology Facilities (Contd)**

| STATE        | TELEPHONE MOBILE |           |              |             |              |                 |
|--------------|------------------|-----------|--------------|-------------|--------------|-----------------|
|              | ACCESS           | OWNERSHIP | TOTAL ACCESS | NO ACCESS   | NO OWNERSHIP | TOTAL NO ACCESS |
| Abia         | 58,875.1         | 47,828.7  | 106,703.8    | 84,342.3    | 84,342.3     | 168,684.6       |
| Adamawa      | 19,936.6         | 21,714.5  | 41,651.1     | 152,518.3   | 152,518.3    | 305,036.6       |
| Akwa ibom    | 109,833.4        | 37,457.9  | 147,291.3    | 76,611.3    | 76,611.3     | 153,222.7       |
| Anambra      | 121,455.6        | 54,246.3  | 175,701.9    | 32,118.4    | 32,118.4     | 64,236.9        |
| Bauchi       | 121,198.9        | 36,485.5  | 157,684.4    | 297,729.2   | 297,729.2    | 595,458.3       |
| Benue        | 52,734.1         | 29,980.8  | 82,714.9     | 320,352.9   | 320,352.9    | 640,705.8       |
| Borno        | 35,407.6         | 2,913.4   | 38,321.0     | 292,261.5   | 292,261.5    | 584,522.9       |
| Cross_rivers | 44,377.0         | 11,445.1  | 55,822.1     | 24,817.2    | 24,817.2     | 49,634.4        |
| Delta        | 0.0              | 0.0       | 0.0          | 6,569.0     | 6,569.0      | 13,138.0        |
| Ebonyi       | 52,476.9         | 51,456.9  | 103,933.7    | 140,065.9   | 140,065.9    | 280,131.7       |
| Edo          | 32,438.6         | 25,843.2  | 58,281.8     | 41,040.0    | 41,040.0     | 82,080.0        |
| Enugu        | 31,773.5         | 8,590.4   | 40,363.9     | 171,699.4   | 171,699.4    | 343,398.7       |
| Imo          | 4,300.3          | 4,300.3   | 8,600.6      | 0.0         | 0.0          | 0.0             |
| Jigawa       | 106,637.5        | 20,386.1  | 127,023.6    | 245,890.5   | 245,890.5    | 491,781.0       |
| Kaduna       | 140,611.9        | 31,918.5  | 172,530.4    | 339,852.3   | 339,852.3    | 679,704.6       |
| Kano         | 228,619.9        | 117,365.3 | 345,985.2    | 911,166.2   | 911,166.2    | 1,822,332.3     |
| Katsina      | 42,824.5         | 16,277.1  | 59,101.5     | 407,946.8   | 407,946.8    | 815,893.6       |
| Kebbi        | 5,966.5          | 4,918.9   | 10,885.4     | 158,585.5   | 158,585.5    | 317,170.9       |
| Kogi         | 50,505.2         | 18,384.9  | 68,890.1     | 70,648.1    | 70,648.1     | 141,296.2       |
| Kwara        | 39,853.9         | 21,340.5  | 61,194.4     | 54,130.6    | 54,130.6     | 108,261.2       |
| Nassarawa    | 43,950.4         | 24,271.1  | 68,221.5     | 115,740.8   | 115,740.8    | 231,481.5       |
| Niger        | 83,562.5         | 29,337.2  | 112,899.8    | 106,830.0   | 106,830.0    | 213,660.1       |
| Ogun         | 10,853.3         | 3,256.0   | 14,109.3     | 26,048.0    | 26,048.0     | 52,096.0        |
| Ondo         | 40,086.9         | 18,710.2  | 58,797.1     | 25,880.6    | 25,880.6     | 51,761.1        |
| Osun         | 17,680.1         | 3,984.0   | 21,664.1     | 6,260.1     | 6,260.1      | 12,520.2        |
| Oyo          | 77,307.5         | 54,954.8  | 132,262.3    | 123,558.1   | 123,558.1    | 247,116.2       |
| Plateau      | 33,882.1         | 10,979.0  | 44,861.1     | 195,322.2   | 195,322.2    | 390,644.3       |
| Rivers       | 56,661.5         | 43,945.4  | 100,606.9    | 55,299.0    | 55,299.0     | 110,598.1       |
| Sokoto       | 138,765.7        | 18,653.5  | 157,419.2    | 151,765.6   | 151,765.6    | 303,531.2       |
| Taraba       | 14,107.4         | 11,885.6  | 25,993.0     | 112,544.6   | 112,544.6    | 225,089.3       |
| Yobe         | 40,806.4         | 12,339.6  | 53,146.0     | 109,369.5   | 109,369.5    | 218,739.0       |
| Zamfara      | 1,920.0          | 1,920.0   | 3,840.0      | 188,003.0   | 188,003.0    | 376,006.0       |
| FCT          | 2,646.0          | 1,722.0   | 4,368.0      | 6,426.0     | 6,426.0      | 12,852.0        |
| Total        | 1,862,056.7      | 798,812.5 | 2,660,869.2  | 5,051,392.8 | 5,051,392.8  | 10,102,785.6    |

**Table 2.2.2.16a Distribution of Livestock Farmers by Access and Ownership of Information and Communication Technology Facilities (Contd)**

| STATE        | PERSONAL COMPUTERS |            |              |             |               |                 |
|--------------|--------------------|------------|--------------|-------------|---------------|-----------------|
|              | ACCESS             | OWNER SHIP | TOTAL ACCESS | NO ACCESS   | NO OWNER SHIP | TOTAL NO ACCESS |
| Abia         | 873.0              | 335.8      | 1,208.7      | 142,344.4   | 142,881.6     | 285,226.1       |
| Adamawa      | 520.3              | 1,954.6    | 2,475.0      | 171,934.5   | 170,500.3     | 342,434.8       |
| Akwa ibom    | 5,733.7            | 359.5      | 6,093.2      | 180,711.0   | 186,085.2     | 366,796.2       |
| Anambra      | 1,651.3            | 0.0        | 1,651.3      | 151,922.7   | 153,574.0     | 305,496.7       |
| Bauchi       | 0.0                | 0.0        | 0.0          | 418,928.1   | 418,928.1     | 837,856.2       |
| Benue        | 2,074.6            | 0.0        | 2,074.6      | 371,012.4   | 373,087.0     | 744,099.4       |
| Borno        | 743.9              | 0.0        | 743.9        | 326,925.2   | 327,669.1     | 654,594.3       |
| Cross_rivers | 3,439.1            | 0.0        | 3,439.1      | 65,755.1    | 69,194.2      | 134,949.2       |
| Delta        | 0.0                | 0.0        | 0.0          | 6,569.0     | 6,569.0       | 13,138.0        |
| Ebonyi       | 1,138.4            | 6,296.3    | 7,434.7      | 191,404.3   | 186,246.5     | 377,650.8       |
| Edo          | 409.4              | 0.0        | 409.4        | 73,069.3    | 73,478.6      | 146,547.9       |
| Enugu        | 0.0                | 0.0        | 0.0          | 203,472.8   | 203,472.8     | 406,945.6       |
| Imo          | 4,300.3            | 2,150.1    | 6,450.4      | 0.0         | 2,150.1       | 2,150.1         |
| Jigawa       | 59,299.9           | 890.2      | 60,190.2     | 293,228.1   | 351,637.8     | 644,865.9       |
| Kaduna       | 4,671.0            | 0.0        | 4,671.0      | 475,793.3   | 480,464.3     | 956,257.5       |
| Kano         | 6,053.4            | 4,585.9    | 10,639.3     | 1,133,732.6 | 1,135,200.1   | 2,268,932.7     |
| Katsina      | 5,344.7            | 2,720.9    | 8,065.6      | 445,426.6   | 448,050.3     | 893,476.9       |
| Kebbi        | 230.0              | 1,648.1    | 1,878.1      | 164,322.0   | 162,903.8     | 327,225.9       |
| Kogi         | 0.0                | 0.0        | 0.0          | 121,153.3   | 121,153.3     | 242,306.5       |
| Kwara        | 1,163.6            | 179.0      | 1,342.6      | 92,820.9    | 93,805.5      | 186,626.5       |
| Nassarawa    | 1,496.3            | 0.0        | 1,496.3      | 158,194.8   | 159,691.2     | 317,886.0       |
| Niger        | 5,377.6            | 184.2      | 5,561.7      | 185,015.0   | 190,208.4     | 375,223.4       |
| Ogun         | 0.0                | 0.0        | 0.0          | 36,901.3    | 36,901.3      | 73,802.7        |
| Ondo         | 0.0                | 0.0        | 0.0          | 65,967.4    | 65,967.4      | 131,934.9       |
| Osun         | 470.7              | 0.0        | 470.7        | 23,469.5    | 23,940.2      | 47,409.7        |
| Oyo          | 0.0                | 0.0        | 0.0          | 200,865.6   | 200,865.6     | 401,731.2       |
| Plateau      | 848.6              | 1,813.0    | 2,661.6      | 228,355.6   | 227,391.3     | 455,746.9       |
| Rivers       | 11,077.6           | 3,027.6    | 14,105.3     | 100,882.9   | 108,932.9     | 209,815.8       |
| Sokoto       | 9,835.7            | 0.0        | 9,835.7      | 280,695.7   | 290,531.4     | 571,227.1       |
| Taraba       | 1,198.8            | 0.0        | 1,198.8      | 125,453.2   | 126,652.0     | 252,105.3       |
| Yobe         | 146.9              | 0.0        | 146.9        | 150,029.0   | 150,175.9     | 300,204.8       |
| Zamfara      | 0.0                | 0.0        | 0.0          | 189,923.0   | 189,923.0     | 379,846.0       |
| FCT          | 798.0              | 0.0        | 798.0        | 8,274.0     | 9,072.0       | 17,346.0        |
| Total        | 128,896.8          | 26,145.3   | 155,042.1    | 6,784,552.7 | 6,887,304.2   | 13,671,856.9    |

**Table 2.2.2.16a Distribution of Livestock Farmers by Access and Ownership of Information and Communication Technology Facilities (Contd)**

| STATE        | INTERNET    |            |              |              |              |                 |
|--------------|-------------|------------|--------------|--------------|--------------|-----------------|
|              | ACCESS      | OWNER SHIP | TOTAL ACCESS | NO OWNERSHIP | NO ACCESS    | TOTAL NO ACCESS |
| Abia         | 0.00        | 335.76     | 335.76       | 142,881.64   | 143,217.39   | 286,099.03      |
| Adamawa      | 3,172.11    | 1,434.29   | 4,606.40     | 171,020.60   | 169,282.78   | 340,303.38      |
| Akwa ibom    | 1,150.34    | 359.48     | 1,509.82     | 186,085.22   | 185,294.36   | 371,379.58      |
| Anambra      | 412.83      | 0.00       | 412.83       | 153,574.00   | 153,161.17   | 306,735.17      |
| Bauchi       | 0.00        | 0.00       | 0.00         | 418,928.09   | 418,928.09   | 837,856.18      |
| Benue        | 8,142.11    | 0.00       | 8,142.11     | 373,086.96   | 364,944.86   | 738,031.82      |
| Borno        | 0.00        | 0.00       | 0.00         | 327,669.07   | 327,669.07   | 655,338.14      |
| Cross_rivers | 2,571.76    | 0.00       | 2,571.76     | 69,194.17    | 66,622.40    | 135,816.57      |
| Delta        | 0.00        | 0.00       | 0.00         | 6,569.00     | 6,569.00     | 13,138.00       |
| Ebonyi       | 1,138.43    | 6,296.25   | 7,434.68     | 186,246.48   | 191,404.31   | 377,650.79      |
| Edo          | 0.00        | 0.00       | 0.00         | 73,478.63    | 73,478.63    | 146,957.27      |
| Enugu        | 0.00        | 0.00       | 0.00         | 203,472.82   | 203,472.82   | 406,945.64      |
| Imo          | 4,300.29    | 0.00       | 4,300.29     | 4,300.29     | 0.00         | 4,300.29        |
| Jigawa       | 56,940.84   | 2,114.28   | 59,055.12    | 350,413.72   | 295,587.16   | 646,000.88      |
| Kaduna       | 0.00        | 0.00       | 0.00         | 480,464.25   | 480,464.25   | 960,928.50      |
| Kano         | 6,053.42    | 4,815.22   | 10,868.64    | 1,134,970.80 | 1,133,732.60 | 2,268,703.41    |
| Katsina      | 5,344.71    | 1,797.76   | 7,142.47     | 448,973.51   | 445,426.57   | 894,400.09      |
| Kebbi        | 0.00        | 2,504.15   | 2,504.15     | 162,047.84   | 164,551.98   | 326,599.82      |
| Kogi         | 0.00        | 0.00       | 0.00         | 121,153.25   | 121,153.25   | 242,306.50      |
| Kwara        | 268.53      | 0.00       | 268.53       | 93,984.55    | 93,716.02    | 187,700.56      |
| Nassarawa    | 2,099.42    | 0.00       | 2,099.42     | 159,691.18   | 157,591.77   | 317,282.95      |
| Niger        | 4,843.49    | 184.16     | 5,027.66     | 190,208.42   | 185,549.09   | 375,757.52      |
| Ogun         | 0.00        | 0.00       | 0.00         | 36,901.33    | 36,901.33    | 73,802.67       |
| Ondo         | 0.00        | 0.00       | 0.00         | 65,967.44    | 65,967.44    | 131,934.87      |
| Osun         | 0.00        | 0.00       | 0.00         | 23,940.20    | 23,940.20    | 47,880.40       |
| Oyo          | 0.00        | 0.00       | 0.00         | 200,865.60   | 200,865.60   | 401,731.20      |
| Plateau      | 1,137.92    | 1,812.96   | 2,950.88     | 227,391.28   | 228,066.32   | 455,457.60      |
| Rivers       | 8,797.98    | 0.00       | 8,797.98     | 111,960.54   | 103,162.56   | 215,123.09      |
| Sokoto       | 5,718.42    | 686.21     | 6,404.63     | 289,845.16   | 284,812.95   | 574,658.11      |
| Taraba       | 0.00        | 0.00       | 0.00         | 126,652.03   | 126,652.03   | 253,304.07      |
| Yobe         | 146.90      | 0.00       | 146.90       | 150,175.87   | 150,028.97   | 300,204.84      |
| Zamfara      | 0.00        | 0.00       | 0.00         | 189,923.02   | 189,923.02   | 379,846.04      |
| FCT          | 126.00      | 0.00       | 126.00       | 9,072.00     | 8,946.00     | 18,018.00       |
| Total        | 112365.4935 | 22340.5277 | 134706.0212  | 6,891,108.98 | 6,801,084.01 | 13,692,192.99   |

**Table 2.2.2.16a Distribution of Livestock Farmers by Access and Ownership of Information and Communication Technology Facilities (Contd)**

| STATE        | WEBSITE     |             |              |             |              |                 |
|--------------|-------------|-------------|--------------|-------------|--------------|-----------------|
|              | ACCESS      | OWNERSHIP   | TOTAL ACCESS | NO ACCESS   | NO OWNERSHIP | TOTAL NO ACCESS |
| Abia         | 0           | 2350.30303  | 2350.30303   | 143217.3939 | 140867.0909  | 284084.4848     |
| Adamawa      | 520.3466667 | 1434.288889 | 1954.635556  | 171934.5467 | 171020.6044  | 342955.1511     |
| Akwa ibom    | 0           | 359.4807692 | 359.4807692  | 186444.701  | 186085.2202  | 372529.9211     |
| Anambra      | 412.8333333 | 0           | 412.8333333  | 153161.1667 | 153574       | 306735.1667     |
| Bauchi       | 0           | 0           | 0            | 418928.0882 | 418928.0882  | 837856.1765     |
| Benue        | 0           | 0           | 0            | 373086.9643 | 373086.9643  | 746173.9286     |
| Borno        | 0           | 0           | 0            | 327669.0714 | 327669.0714  | 655338.1429     |
| Cross_rivers | 1460.468    | 0           | 1460.468     | 67733.69881 | 69194.16681  | 136927.8656     |
| Delta        | 0           | 0           | 0            | 6569        | 6569         | 13138           |
| Ebonyi       | 1138.425926 | 6296.254321 | 7434.680247  | 191404.3099 | 186246.4815  | 377650.7913     |
| Edo          | 0           | 0           | 0            | 73478.63439 | 73478.63439  | 146957.2688     |
| Enugu        | 0           | 0           | 0            | 203472.8183 | 203472.8183  | 406945.6367     |
| Imo          | 0           | 0           | 0            | 4300.285714 | 4300.285714  | 8600.571428     |
| Jigawa       | 3672.166667 | 1502.25     | 5174.416667  | 348855.8333 | 351025.75    | 699881.5833     |
| Kaduna       | 0           | 0           | 0            | 480464.25   | 480464.25    | 960928.5        |
| Kano         | 6053.422222 | 4081.474074 | 10134.8963   | 1133732.603 | 1135704.551  | 2269437.155     |
| Katsina      | 5344.705883 | 1797.764706 | 7142.470589  | 445426.5735 | 448973.5147  | 894400.0882     |
| Kebbi        | 536.6033898 | 3168.515254 | 3705.118644  | 164015.3814 | 161383.4695  | 325398.8509     |
| Kogi         | 0           | 0           | 0            | 121153.2511 | 121153.2511  | 242306.5021     |
| Kwara        | 179.0181818 | 0           | 179.0181818  | 93805.52763 | 93984.54581  | 187790.0734     |
| Nassarawa    | 989.9684211 | 0           | 989.9684211  | 158701.2126 | 159691.181   | 318392.3936     |
| Niger        | 3130.77551  | 184.1632653 | 3314.938775  | 187261.8122 | 190208.4245  | 377470.2367     |
| Ogun         | 0           | 0           | 0            | 36901.33333 | 36901.33333  | 73802.66666     |
| Ondo         | 0           | 0           | 0            | 65967.43582 | 65967.43582  | 131934.8716     |
| Osun         | 0           | 0           | 0            | 23940.20113 | 23940.20113  | 47880.40226     |
| Oyo          | 0           | 0           | 0            | 200865.6    | 200865.6     | 401731.2        |
| Plateau      | 0           | 1812.958491 | 1812.958491  | 229204.2415 | 227391.283   | 456595.5245     |
| Rivers       | 427.4322581 | 0           | 427.4322581  | 111533.1048 | 111960.5371  | 223493.6419     |
| Sokoto       | 1448.666667 | 0           | 1448.666667  | 289082.7041 | 290531.3708  | 579614.0749     |
| Taraba       | 0           | 0           | 0            | 126652.0338 | 126652.0338  | 253304.0677     |
| Yobe         | 146.9       | 0           | 146.9        | 150028.97   | 150175.87    | 300204.84       |
| Zamfara      | 0           | 0           | 0            | 189923.0214 | 189923.0214  | 379846.0429     |
| FCT          | 126         | 0           | 126          | 8946        | 9072         | 18018           |
| Total        | 25587.73312 | 22987.4528  | 48575.18592  | 6887861.77  | 6890462.051  | 13778323.82     |

**Table 2.2.2.16b Percentage Distribution of Livestock Farmers by Access and Ownership of Information and Communication Technology Facilities**

| STATE        | RADIO        |                 |            |          |             |
|--------------|--------------|-----------------|------------|----------|-------------|
|              | TOTAL ACCESS | TOTAL NO ACCESS | TOTAL      | % ACCESS | % NO ACCESS |
| Abia         | 264,140      | 22,294          | 286,435    | 92.2     | 7.8         |
| Adamawa      | 308,085      | 36,825          | 344,910    | 89.3     | 10.7        |
| Akwa ibom    | 318,512      | 54,377          | 372,889    | 85.4     | 14.6        |
| Anambra      | 293,525      | 13,624          | 307,148    | 95.6     | 4.4         |
| Bauchi       | 637,408      | 200,448         | 837,856    | 76.1     | 23.9        |
| Benue        | 626,295      | 119,879         | 746,174    | 83.9     | 16.1        |
| Borno        | 482,624      | 172,714         | 655,338    | 73.6     | 26.4        |
| Cross_rivers | 108,899      | 29,489          | 138,388    | 78.7     | 21.3        |
| Delta        | 0            | 13,138          | 13,138     | 0.0      | 100.0       |
| Ebonyi       | 318,055      | 67,031          | 385,085    | 82.6     | 17.4        |
| Edo          | 92,669       | 54,288          | 146,957    | 63.1     | 36.9        |
| Enugu        | 289,693      | 117,252         | 406,946    | 71.2     | 28.8        |
| Imo          | 8,601        | 0               | 8,601      | 100.0    | 0.0         |
| Jigawa       | 606,047      | 99,009          | 705,056    | 86.0     | 14.0        |
| Kaduna       | 731,864      | 229,064         | 960,929    | 76.2     | 23.8        |
| Kano         | 1,901,290    | 378,282         | 2,279,572  | 83.4     | 16.6        |
| Katsina      | 648,195      | 253,347         | 901,543    | 71.9     | 28.1        |
| Kebbi        | 293,436      | 35,668          | 329,104    | 89.2     | 10.8        |
| Kogi         | 198,866      | 43,440          | 242,307    | 82.1     | 17.9        |
| Kwara        | 163,280      | 24,690          | 187,969    | 86.9     | 13.1        |
| Nassarawa    | 287,453      | 31,929          | 319,382    | 90.0     | 10.0        |
| Niger        | 368,922      | 11,863          | 380,785    | 96.9     | 3.1         |
| Ogun         | 62,298       | 11,505          | 73,803     | 84.4     | 15.6        |
| Ondo         | 114,233      | 17,702          | 131,935    | 86.6     | 13.4        |
| Osun         | 34,019       | 13,862          | 47,880     | 71.0     | 29.0        |
| Oyo          | 308,595      | 93,136          | 401,731    | 76.8     | 23.2        |
| Plateau      | 342,562      | 115,846         | 458,408    | 74.7     | 25.3        |
| Rivers       | 153,181      | 70,740          | 223,921    | 68.4     | 31.6        |
| Sokoto       | 533,577      | 47,486          | 581,063    | 91.8     | 8.2         |
| Taraba       | 197,000      | 56,304          | 253,304    | 77.8     | 22.2        |
| Yobe         | 246,648      | 53,704          | 300,352    | 82.1     | 17.9        |
| Zamfara      | 360,068      | 19,778          | 379,846    | 94.8     | 5.2         |
| FCT          | 15,372       | 2,772           | 18,144     | 84.7     | 15.3        |
| Total        | 11,315,413   | 2,511,486       | 13,826,899 | 81.8     | 18.2        |

**Table 2.2.2.16b Percentage Distribution of Livestock Farmers by Access and Ownership of Information and Communication Technology Facilities (Contd)**

| STATE        | TELEVISION   |                 |               |         |             |
|--------------|--------------|-----------------|---------------|---------|-------------|
|              | TOTAL ACCESS | TOTAL NO ACCESS | TOTAL         | %ACCESS | % NO ACCESS |
| Abia         | 153,105.45   | 133,329.33      | 286,434.79    | 53.5    | 46.5        |
| Adamawa      | 69,137.73    | 275,772.06      | 344,909.79    | 20.0    | 80.0        |
| Akwa ibom    | 159,273.95   | 213,615.46      | 372,889.40    | 42.7    | 57.3        |
| Anambra      | 195,765.57   | 111,382.43      | 307,148.00    | 63.7    | 36.3        |
| Bauchi       | 186,997.51   | 650,858.67      | 837,856.18    | 22.3    | 77.7        |
| Benue        | 88,960.89    | 657,213.04      | 746,173.93    | 11.9    | 88.1        |
| Borno        | 30,808.08    | 624,530.06      | 655,338.14    | 4.7     | 95.3        |
| Cross_rivers | 48,456.94    | 89,931.40       | 138,388.33    | 35.0    | 65.0        |
| Delta        | 0.00         | 13,138.00       | 13,138.00     | 0.0     | 100.0       |
| Ebonyi       | 74,838.60    | 310,246.87      | 385,085.47    | 19.4    | 80.6        |
| Edo          | 70,787.38    | 76,169.89       | 146,957.27    | 48.2    | 51.8        |
| Enugu        | 39,978.99    | 366,966.64      | 406,945.64    | 9.8     | 90.2        |
| Imo          | 8,600.57     | 0.00            | 8,600.57      | 100.0   | 0.0         |
| Jigawa       | 99,760.53    | 605,295.47      | 705,056.00    | 14.1    | 85.9        |
| Kaduna       | 192,141.21   | 768,787.29      | 960,928.50    | 20.0    | 80.0        |
| Kano         | 300,045.67   | 1,979,526.38    | 2,279,572.05  | 13.2    | 86.8        |
| Katsina      | 42,806.24    | 858,736.32      | 901,542.56    | 4.7     | 95.3        |
| Kebbi        | 44,062.17    | 285,041.80      | 329,103.97    | 13.4    | 86.6        |
| Kogi         | 45,904.83    | 196,401.68      | 242,306.50    | 18.9    | 81.1        |
| Kwara        | 59,598.14    | 128,370.96      | 187,969.09    | 31.7    | 68.3        |
| Nassarawa    | 62,293.47    | 257,088.89      | 319,382.36    | 19.5    | 80.5        |
| Niger        | 115,347.59   | 265,437.58      | 380,785.18    | 30.3    | 69.7        |
| Ogun         | 17,799.47    | 56,003.20       | 73,802.67     | 24.1    | 75.9        |
| Ondo         | 66,303.58    | 65,631.30       | 131,934.87    | 50.3    | 49.7        |
| Osun         | 28,110.65    | 19,769.76       | 47,880.40     | 58.7    | 41.3        |
| Oyo          | 83,127.46    | 318,603.74      | 401,731.20    | 20.7    | 79.3        |
| Plateau      | 45,352.89    | 413,055.59      | 458,408.48    | 9.9     | 90.1        |
| Rivers       | 95,531.11    | 128,389.96      | 223,921.07    | 42.7    | 57.3        |
| Sokoto       | 116,419.43   | 464,643.31      | 581,062.74    | 20.0    | 80.0        |
| Taraba       | 34,587.17    | 218,716.90      | 253,304.07    | 13.7    | 86.3        |
| Yobe         | 30,775.55    | 269,576.19      | 300,351.74    | 10.2    | 89.8        |
| Zamfara      | 0.00         | 379,846.04      | 379,846.04    | 0.0     | 100.0       |
| FCT          | 4,494.00     | 13,650.00       | 18,144.00     | 24.8    | 75.2        |
| Total        | 2,611,172.78 | 11,215,726.22   | 13,826,899.01 | 18.9    | 81.1        |

**Table 2.2.2.16b Percentage Distribution of Livestock Farmers by Access and Ownership of Information and Communication Technology Facilities (Contd)**

| STATE        | TELEPHONE (FIXED) |                 |              |         |             |
|--------------|-------------------|-----------------|--------------|---------|-------------|
|              | TOTAL ACCESS      | TOTAL NO ACCESS | TOTAL        | %ACCESS | % NO ACCESS |
| Abia         | 7,050.9           | 279,383.9       | 286,434.8    | 2.5     | 97.5        |
| Adamawa      | 4,486.3           | 338,852.4       | 343,338.7    | 1.3     | 98.7        |
| Akwa ibom    | 6,207.0           | 343,939.2       | 350,146.3    | 1.8     | 98.2        |
| Anambra      | 10,238.3          | 294,432.7       | 304,671.0    | 3.4     | 96.6        |
| Bauchi       | 2,283.8           | 819,229.2       | 821,513.0    | 0.3     | 99.7        |
| Benue        | 9,569.8           | 723,509.9       | 733,079.6    | 1.3     | 98.7        |
| Borno        | 0.0               | 655,338.1       | 655,338.1    | 0.0     | 100.0       |
| Cross_rivers | 0.0               | 138,063.1       | 138,063.1    | 0.0     | 100.0       |
| Delta        | 0.0               | 6,569.0         | 6,569.0      | 0.0     | 100.0       |
| Ebonyi       | 5,677.0           | 362,177.3       | 367,854.3    | 1.5     | 98.5        |
| Edo          | 4,124.3           | 140,850.4       | 144,974.6    | 2.8     | 97.2        |
| Enugu        | 440.5             | 406,505.1       | 406,945.6    | 0.1     | 99.9        |
| Imo          | 0.0               | 8,600.6         | 8,600.6      | 0.0     | 100.0       |
| Jigawa       | 58,676.8          | 646,379.2       | 705,056.0    | 8.3     | 91.7        |
| Kaduna       | 1,557.0           | 959,371.5       | 960,928.5    | 0.2     | 99.8        |
| Kano         | 13,975.6          | 2,265,596.4     | 2,279,572.1  | 0.6     | 99.4        |
| Katsina      | 7,142.5           | 894,400.1       | 901,542.6    | 0.8     | 99.2        |
| Kebbi        | 10,208.2          | 318,895.7       | 329,104.0    | 3.1     | 96.9        |
| Kogi         | 657.2             | 218,926.9       | 219,584.1    | 0.3     | 99.7        |
| Kwara        | 686.2             | 187,282.9       | 187,969.1    | 0.4     | 99.6        |
| Nassarawa    | 4,716.6           | 312,378.6       | 317,095.2    | 1.5     | 98.5        |
| Niger        | 8,839.8           | 370,637.8       | 379,477.6    | 2.3     | 97.7        |
| Ogun         | 0.0               | 73,802.7        | 73,802.7     | 0.0     | 100.0       |
| Ondo         | 0.0               | 131,217.8       | 131,217.8    | 0.0     | 100.0       |
| Osun         | 2,235.8           | 42,514.6        | 44,750.4     | 5.0     | 95.0        |
| Oyo          | 1,648.1           | 398,434.9       | 400,083.1    | 0.4     | 99.6        |
| Plateau      | 5,303.9           | 447,241.4       | 452,545.3    | 1.2     | 98.8        |
| Rivers       | 5,627.9           | 203,270.8       | 208,898.6    | 2.7     | 97.3        |
| Sokoto       | 6,907.9           | 574,154.9       | 581,062.7    | 1.2     | 98.8        |
| Taraba       | 2,810.6           | 250,493.5       | 253,304.1    | 1.1     | 98.9        |
| Yobe         | 146.9             | 300,204.8       | 300,351.7    | 0.0     | 100.0       |
| Zamfara      | 0.0               | 379,846.0       | 379,846.0    | 0.0     | 100.0       |
| FCT          | 1,596.0           | 16,548.0        | 18,144.0     | 8.8     | 91.2        |
| Total        | 182,814.6         | 13,509,049.6    | 13,691,864.2 | 1.3     | 98.7        |



**Table 2.2.2.16b Percentage Distribution of Livestock Farmers by Access and Ownership of Information and Communication Technology Facilities (Contd)**

| STATE        | TELEPHONE MOBILE |                 |             |          |            |
|--------------|------------------|-----------------|-------------|----------|------------|
|              | TOTAL ACCESS     | TOTAL NO ACCESS | TOTAL       | % ACCESS | %NO ACCESS |
| Abia         | 106,703.8        | 106,703.8       | 213,407.5   | 50       | 50         |
| Adamawa      | 41,651.1         | 41,651.1        | 83,302.2    | 50       | 50         |
| Akwa ibom    | 147,291.3        | 147,291.3       | 294,582.5   | 50       | 50         |
| Anambra      | 175,701.9        | 175,701.9       | 351,403.7   | 50       | 50         |
| Bauchi       | 157,684.4        | 157,684.4       | 315,368.9   | 50       | 50         |
| Benue        | 82,714.9         | 82,714.9        | 165,429.8   | 50       | 50         |
| Borno        | 38,321.0         | 38,321.0        | 76,642.1    | 50       | 50         |
| Cross_rivers | 55,822.1         | 55,822.1        | 111,644.2   | 50       | 50         |
| Delta        | 0.0              | 0.0             | 0.0         | 0        | 0          |
| Ebonyi       | 103,933.7        | 103,933.7       | 207,867.5   | 50       | 50         |
| Edo          | 58,281.8         | 58,281.8        | 116,563.6   | 50       | 50         |
| Enugu        | 40,363.9         | 40,363.9        | 80,727.7    | 50       | 50         |
| Imo          | 8,600.6          | 8,600.6         | 17,201.1    | 50       | 50         |
| Jigawa       | 127,023.6        | 127,023.6       | 254,047.2   | 50       | 50         |
| Kaduna       | 172,530.4        | 172,530.4       | 345,060.9   | 50       | 50         |
| Kano         | 345,985.2        | 345,985.2       | 691,970.4   | 50       | 50         |
| Katsina      | 59,101.5         | 59,101.5        | 118,203.0   | 50       | 50         |
| Kebbi        | 10,885.4         | 10,885.4        | 21,770.8    | 50       | 50         |
| Kogi         | 68,890.1         | 68,890.1        | 137,780.2   | 50       | 50         |
| Kwara        | 61,194.4         | 61,194.4        | 122,388.8   | 50       | 50         |
| Nassarawa    | 68,221.5         | 68,221.5        | 136,443.0   | 50       | 50         |
| Niger        | 112,899.8        | 112,899.8       | 225,799.5   | 50       | 50         |
| Ogun         | 14,109.3         | 14,109.3        | 28,218.7    | 50       | 50         |
| Ondo         | 58,797.1         | 58,797.1        | 117,594.2   | 50       | 50         |
| Osun         | 21,664.1         | 21,664.1        | 43,328.2    | 50       | 50         |
| Oyo          | 132,262.3        | 132,262.3       | 264,524.5   | 50       | 50         |
| Plateau      | 44,861.1         | 44,861.1        | 89,722.2    | 50       | 50         |
| Rivers       | 100,606.9        | 100,606.9       | 201,213.7   | 50       | 50         |
| Sokoto       | 157,419.2        | 157,419.2       | 314,838.5   | 50       | 50         |
| Taraba       | 25,993.0         | 25,993.0        | 51,986.0    | 50       | 50         |
| Yobe         | 53,146.0         | 53,146.0        | 106,291.9   | 50       | 50         |
| Zamfara      | 3,840.0          | 3,840.0         | 7,680.0     | 50       | 50         |
| FCT          | 4,368.0          | 4,368.0         | 8,736.0     | 50       | 50         |
| Total        | 2,660,869.2      | 2,660,869.2     | 5,321,738.4 | 50       | 50         |

**Table 2.2.2.16b Percentage Distribution of Livestock Farmers by Access and Ownership of Information and Communication Technology Facilities (Contd)**

| STATE        | PERSONAL COMPUTER |                 |              |         |            |
|--------------|-------------------|-----------------|--------------|---------|------------|
|              | TOTAL ACCESS      | TOTAL NO ACCESS | TOTAL        | %ACCESS | %NO ACCESS |
| Abia         | 1,208.7           | 285,226.1       | 286,434.8    | 0.4     | 99.6       |
| Adamawa      | 2,475.0           | 342,434.8       | 344,909.8    | 0.7     | 99.3       |
| Akwa ibom    | 6,093.2           | 366,796.2       | 372,889.4    | 1.6     | 98.4       |
| Anambra      | 1,651.3           | 305,496.7       | 307,148.0    | 0.5     | 99.5       |
| Bauchi       | 0.0               | 837,856.2       | 837,856.2    | 0.0     | 100.0      |
| Benue        | 2,074.6           | 744,099.4       | 746,173.9    | 0.3     | 99.7       |
| Borno        | 743.9             | 654,594.3       | 655,338.1    | 0.1     | 99.9       |
| Cross_rivers | 3,439.1           | 134,949.2       | 138,388.3    | 2.5     | 97.5       |
| Delta        | 0.0               | 13,138.0        | 13,138.0     | 0.0     | 100.0      |
| Ebonyi       | 7,434.7           | 377,650.8       | 385,085.5    | 1.9     | 98.1       |
| Edo          | 409.4             | 146,547.9       | 146,957.3    | 0.3     | 99.7       |
| Enugu        | 0.0               | 406,945.6       | 406,945.6    | 0.0     | 100.0      |
| Imo          | 6,450.4           | 2,150.1         | 8,600.6      | 75.0    | 25.0       |
| Jigawa       | 60,190.2          | 644,865.9       | 705,056.0    | 8.5     | 91.5       |
| Kaduna       | 4,671.0           | 956,257.5       | 960,928.5    | 0.5     | 99.5       |
| Kano         | 10,639.3          | 2,268,932.7     | 2,279,572.1  | 0.5     | 99.5       |
| Katsina      | 8,065.6           | 893,476.9       | 901,542.6    | 0.9     | 99.1       |
| Kebbi        | 1,878.1           | 327,225.9       | 329,104.0    | 0.6     | 99.4       |
| Kogi         | 0.0               | 242,306.5       | 242,306.5    | 0.0     | 100.0      |
| Kwara        | 1,342.6           | 186,626.5       | 187,969.1    | 0.7     | 99.3       |
| Nassarawa    | 1,496.3           | 317,886.0       | 319,382.4    | 0.5     | 99.5       |
| Niger        | 5,561.7           | 375,223.4       | 380,785.2    | 1.5     | 98.5       |
| Ogun         | 0.0               | 73,802.7        | 73,802.7     | 0.0     | 100.0      |
| Ondo         | 0.0               | 131,934.9       | 131,934.9    | 0.0     | 100.0      |
| Osun         | 470.7             | 47,409.7        | 47,880.4     | 1.0     | 99.0       |
| Oyo          | 0.0               | 401,731.2       | 401,731.2    | 0.0     | 100.0      |
| Plateau      | 2,661.6           | 455,746.9       | 458,408.5    | 0.6     | 99.4       |
| Rivers       | 14,105.3          | 209,815.8       | 223,921.1    | 6.3     | 93.7       |
| Sokoto       | 9,835.7           | 571,227.1       | 581,062.7    | 1.7     | 98.3       |
| Taraba       | 1,198.8           | 252,105.3       | 253,304.1    | 0.5     | 99.5       |
| Yobe         | 146.9             | 300,204.8       | 300,351.7    | 0.0     | 100.0      |
| Zamfara      | 0.0               | 379,846.0       | 379,846.0    | 0.0     | 100.0      |
| FCT          | 798.0             | 17,346.0        | 18,144.0     | 4.4     | 95.6       |
| Total        | 155,042.1         | 13,671,856.9    | 13,826,899.0 | 1.1     | 98.9       |

**Table 2.2.2.16b Percentage Distribution of Livestock Farmers by Access and Ownership of Information and Communication Technology Facilities (Contd)**

| STATE        | INTERNET     |                 |               |         |            |
|--------------|--------------|-----------------|---------------|---------|------------|
|              | TOTAL ACCESS | TOTAL NO ACCESS | TOTAL         | %ACCESS | %NO ACCESS |
| Abia         | 335.76       | 286,099.03      | 286,434.79    | 0.1     | 99.9       |
| Adamawa      | 4,606.40     | 340,303.38      | 344,909.79    | 1.3     | 98.7       |
| Akwa ibom    | 1,509.82     | 371,379.58      | 372,889.40    | 0.4     | 99.6       |
| Anambra      | 412.83       | 306,735.17      | 307,148.00    | 0.1     | 99.9       |
| Bauchi       | 0.00         | 837,856.18      | 837,856.18    | 0.0     | 100.0      |
| Benue        | 8,142.11     | 738,031.82      | 746,173.93    | 1.1     | 98.9       |
| Borno        | 0.00         | 655,338.14      | 655,338.14    | 0.0     | 100.0      |
| Cross_rivers | 2,571.76     | 135,816.57      | 138,388.33    | 1.9     | 98.1       |
| Delta        | 0.00         | 13,138.00       | 13,138.00     | 0.0     | 100.0      |
| Ebonyi       | 7,434.68     | 377,650.79      | 385,085.47    | 1.9     | 98.1       |
| Edo          | 0.00         | 146,957.27      | 146,957.27    | 0.0     | 100.0      |
| Enugu        | 0.00         | 406,945.64      | 406,945.64    | 0.0     | 100.0      |
| Imo          | 4,300.29     | 4,300.29        | 8,600.57      | 50.0    | 50.0       |
| Jigawa       | 59,055.12    | 646,000.88      | 705,056.00    | 8.4     | 91.6       |
| Kaduna       | 0.00         | 960,928.50      | 960,928.50    | 0.0     | 100.0      |
| Kano         | 10,868.64    | 2,268,703.41    | 2,279,572.05  | 0.5     | 99.5       |
| Katsina      | 7,142.47     | 894,400.09      | 901,542.56    | 0.8     | 99.2       |
| Kebbi        | 2,504.15     | 326,599.82      | 329,103.97    | 0.8     | 99.2       |
| Kogi         | 0.00         | 242,306.50      | 242,306.50    | 0.0     | 100.0      |
| Kwara        | 268.53       | 187,700.56      | 187,969.09    | 0.1     | 99.9       |
| Nassarawa    | 2,099.42     | 317,282.95      | 319,382.36    | 0.7     | 99.3       |
| Niger        | 5,027.66     | 375,757.52      | 380,785.18    | 1.3     | 98.7       |
| Ogun         | 0.00         | 73,802.67       | 73,802.67     | 0.0     | 100.0      |
| Ondo         | 0.00         | 131,934.87      | 131,934.87    | 0.0     | 100.0      |
| Osun         | 0.00         | 47,880.40       | 47,880.40     | 0.0     | 100.0      |
| Oyo          | 0.00         | 401,731.20      | 401,731.20    | 0.0     | 100.0      |
| Plateau      | 2,950.88     | 455,457.60      | 458,408.48    | 0.6     | 99.4       |
| Rivers       | 8,797.98     | 215,123.09      | 223,921.07    | 3.9     | 96.1       |
| Sokoto       | 6,404.63     | 574,658.11      | 581,062.74    | 1.1     | 98.9       |
| Taraba       | 0.00         | 253,304.07      | 253,304.07    | 0.0     | 100.0      |
| Yobe         | 146.90       | 300,204.84      | 300,351.74    | 0.0     | 100.0      |
| Zamfara      | 0.00         | 379,846.04      | 379,846.04    | 0.0     | 100.0      |
| FCT          | 126.00       | 18,018.00       | 18,144.00     | 0.7     | 99.3       |
| Total        |              | 13,692,192.99   | 13,692,192.99 | 0.0     | 100.0      |

**Table 2.2.2.16b Percentage Distribution of Livestock Farmers by Access and Ownership of Information and Communication Technology Facilities (Contd)**

| STATE        | WEBSITE      |                 |              |          |            |
|--------------|--------------|-----------------|--------------|----------|------------|
|              | TOTAL ACCESS | TOTAL NO ACCESS | TOTAL        | % ACCESS | %NO ACCESS |
| Abia         | 2,350.3      | 284,084.5       | 286,434.8    | 0.8      | 99.2       |
| Adamawa      | 1,954.6      | 342,955.2       | 344,909.8    | 0.6      | 99.4       |
| Akwa ibom    | 359.5        | 372,529.9       | 372,889.4    | 0.1      | 99.9       |
| Anambra      | 412.8        | 306,735.2       | 307,148.0    | 0.1      | 99.9       |
| Bauchi       | 0.0          | 837,856.2       | 837,856.2    | 0.0      | 100.0      |
| Benue        | 0.0          | 746,173.9       | 746,173.9    | 0.0      | 100.0      |
| Borno        | 0.0          | 655,338.1       | 655,338.1    | 0.0      | 100.0      |
| Cross_rivers | 1,460.5      | 136,927.9       | 138,388.3    | 1.1      | 98.9       |
| Delta        | 0.0          | 13,138.0        | 13,138.0     | 0.0      | 100.0      |
| Ebonyi       | 7,434.7      | 377,650.8       | 385,085.5    | 1.9      | 98.1       |
| Edo          | 0.0          | 146,957.3       | 146,957.3    | 0.0      | 100.0      |
| Enugu        | 0.0          | 406,945.6       | 406,945.6    | 0.0      | 100.0      |
| Imo          | 0.0          | 8,600.6         | 8,600.6      | 0.0      | 100.0      |
| Jigawa       | 5,174.4      | 699,881.6       | 705,056.0    | 0.7      | 99.3       |
| Kaduna       | 0.0          | 960,928.5       | 960,928.5    | 0.0      | 100.0      |
| Kano         | 10,134.9     | 2,269,437.2     | 2,279,572.1  | 0.4      | 99.6       |
| Katsina      | 7,142.5      | 894,400.1       | 901,542.6    | 0.8      | 99.2       |
| Kebbi        | 3,705.1      | 325,398.9       | 329,104.0    | 1.1      | 98.9       |
| Kogi         | 0.0          | 242,306.5       | 242,306.5    | 0.0      | 100.0      |
| Kwara        | 179.0        | 187,790.1       | 187,969.1    | 0.1      | 99.9       |
| Nassarawa    | 990.0        | 318,392.4       | 319,382.4    | 0.3      | 99.7       |
| Niger        | 3,314.9      | 377,470.2       | 380,785.2    | 0.9      | 99.1       |
| Ogun         | 0.0          | 73,802.7        | 73,802.7     | 0.0      | 100.0      |
| Ondo         | 0.0          | 131,934.9       | 131,934.9    | 0.0      | 100.0      |
| Osun         | 0.0          | 47,880.4        | 47,880.4     | 0.0      | 100.0      |
| Oyo          | 0.0          | 401,731.2       | 401,731.2    | 0.0      | 100.0      |
| Plateau      | 1,813.0      | 456,595.5       | 458,408.5    | 0.4      | 99.6       |
| Rivers       | 427.4        | 223,493.6       | 223,921.1    | 0.2      | 99.8       |
| Sokoto       | 1,448.7      | 579,614.1       | 581,062.7    | 0.2      | 99.8       |
| Taraba       | 0.0          | 253,304.1       | 253,304.1    | 0.0      | 100.0      |
| Yobe         | 146.9        | 300,204.8       | 300,351.7    | 0.0      | 100.0      |
| Zamfara      | 0.0          | 379,846.0       | 379,846.0    | 0.0      | 100.0      |
| FCT          | 126.0        | 18,018.0        | 18,144.0     | 0.7      | 99.3       |
| Total        | 48,575.2     | 13,778,323.8    | 13,826,899.0 | 0.4      | 99.6       |

## 2.2.3: FISH FARMERS

### 2.2.3.1 Summary Table :

| Fishing site | Number           | %             |
|--------------|------------------|---------------|
| Pond         | 92562            | 6             |
| Stream       | 347279           | 27            |
| River        | 1038042          | 47            |
| Lake         | 259376           | 5             |
| Ocean        | 126135           | 13            |
| Others       | 4,342            | 3             |
| <b>Total</b> | <b>1,867,736</b> | <b>100.00</b> |

**Table 2.2.3.1: Distribution of Fish Farmers by Fishing Site, 2006**

| STATE        | POND         |            | STREAM        |            | RIVER          |            |
|--------------|--------------|------------|---------------|------------|----------------|------------|
|              | NUMBERS      | %          | NUMBERS       | %          | NUMBER         | %          |
| Akwa ibom    | 1869         | 2.0        | 42282         | 12.2       | 120614         | 11.6       |
| Anambra      | 0            | 0          | 0             | 0          | 33440          | 3.2        |
| Bayelsa      | 2083         | 2.3        | 12610         | 3.6        | 26892          | 2.6        |
| Borno        | 0            | 0          | 0             | 0          | 0              | 0          |
| Cross_rivers | 0            | 0          | 0             | 0          | 31306          | 3.0        |
| Delta        | 0            | 0          | 191596        | 55.2       | 247432         | 23.8       |
| Edo          | 0            | 0          | 27790         | 8.0        | 27790          | 2.7        |
| Gombe        | 0            | 0          | 0             | 0          | 11336          | 1.1        |
| Jigawa       | 9614         | 10.4       | 0             | 0          | 57086          | 5.5        |
| Katsina      | 0            | 0          | 6195          | 1.8        | 12390          | 1.2        |
| Kebbi        | 1256         | 1.4        | 0             | 0          | 48494.         | 4.7        |
| Kogi         | 0            | 0          | 0             | 0          | 64286          | 6.2        |
| Lagos        | 0            | 0          | 0             | 0          | 0              | 0          |
| Niger        | 0            | 0          | 0             | 0          | 99264          | 9.6        |
| Ogun         | 6512         | 7.0        | 0             | 0          | 53724          | 5.2        |
| Ondo         | 37268        | 40.3       | 12100         | 3.5        | 60500          | 5.8        |
| Rivers       | 0            | 0          | 0             | 0          | 55624          | 5.4        |
| Taraba       | 2278         | 2.5        | 10098         | 2.9        | 25432          | 2.5        |
| Yobe         | 31681        | 34.2       | 44609         | 12.8       | 62432          | 6.0        |
| <b>Total</b> | <b>92562</b> | <b>100</b> | <b>347279</b> | <b>100</b> | <b>1038042</b> | <b>100</b> |

**Table 2.2.3.1: Distribution of Fish Farmers by Fishing Site, 2006 Contd**

| STATE        | LAKE   |      | OCEAN  |      | OTHER  |     |
|--------------|--------|------|--------|------|--------|-----|
|              | NUMBER | %    | NUMBER | %    | NUMBER | %   |
| Akwa ibom    | 65158  | 25.1 | 60886  | 48.3 | 0      | 0   |
| Anambra      | 0      | 0    | 0      | 0    | 0      | 0   |
| Bayelsa      | 2630   | 1.0  | 3864   | 3.1  | 4342   | 100 |
| Borno        | 41656  | 16.1 | 0      | 0    | 0      | 0   |
| Cross_rivers | 0      | 0    | 0      | 0    | 0      | 0   |
| Delta        | 56931  | 21.9 | 0      | 0    | 0      | 0   |
| Edo          | 0      | 0    | 0      | 0    | 0      | 0   |
| Gombe        | 0      | 0    | 0      | 0    | 0      | 0   |
| Jigawa       | 0      | 0    | 0      | 0    | 0      | 0   |
| Katsina      | 0      | 0    | 0      | 0    | 0      | 0   |
| Kebbi        | 0      | 0    | 0      | 0    | 0      | 0   |
| Kogi         | 68533  | 26.4 | 0      | 0    | 0      | 0   |
| Lagos        | 0      | 0    | 12365  | 9.8  | 0      | 0   |
| Niger        | 0      | 0    | 0      | 0    | 0      | 0   |
| Ogun         | 0      | 0    | 35816  | 28.4 | 0      | 0   |
| Ondo         | 0      | 0    | 12100  | 9.6  | 0      | 0   |
| Rivers       | 2070   | 0.8  | 1104   | .9   | 0      | 0   |
| Taraba       | 13437  | 5.2  | 0      | 0    | 0      | 0   |
| Yobe         | 8961   | 3.5  | 0      | 0    | 0      | 0   |
| Total        | 259376 | 100  | 126135 | 100  | 4342   | 100 |

**No of Fish Farmers: 92,562 or 4.96%**

**No of Fish Hunters: 1,775,174 or 95.04%**

There are two categories of fishermen, the fish farmers and the fish hunters. The fish farmers are those who cultivate fish in ponds, tanks etc. They spend their resources in fish cultivation. The survey revealed that out of a total of 1,867,736 fishermen interviewed, 92,562 or 4.96 per cent practiced fish cultivation while 1, 775,174 or 95.04 per cent are fish hunters. These are fishermen who hunt for fish in the stream, River, Lake, Ocean or others.

Fish cultivation is more prevalence in Ondo State with a total of 37,268(40.26 per cent) fish cultivators, closely followed by Yobe State 31,661 (34.23 per cent) and Jigawa State 9614 (10.39 per cent).

Edo State hunts fish more in stream, 191,596 (55.2 per cent) and River State 247,432 (23.8 per cent) as against Akwa-Ibom State who does fishing in the ocean 60,886 (48.3 per cent). Kogi State had interest in fishing in the Lake 68533 (26.4 per cent)

### 2.2.3.2: Number of Persons Engaged in Fish Farming by Sex, 2006

The number of Males engaged in fish farming in 2006, showed a quarterly increase from 443,857 to 507,457 in the second quarter with a drop to 451,285 in the third quarter and rose to 490,519 in the fourth quarter.

The same pattern featured in the number of women engaged in fish farming, from 99,013 in the first quarter to 123,709 in the second quarter and a slight drop to 122,830 in the third quarter with a steady growth to 141,046 in the fourth quarter.

**Table 2.2.3.2a: Number of Persons Engaged in Fish Farming by Sex, 2006 (1st quarter), 2006**

| STATE        | WORKING PROPRIETOR MALE | WORKING PROPRIETOR FEMALE | UNPAID FAMILY WORKER MALE | UNPAID FAMILY WORKER FEMALE |
|--------------|-------------------------|---------------------------|---------------------------|-----------------------------|
| Abia         | .                       | .                         | .                         | .                           |
| Adamawa      | .                       | .                         | .                         | .                           |
| Akwa ibom    | 69,876                  | 445                       | 32,312                    | 445                         |
| Anambra      | .                       | .                         | .                         | .                           |
| Bauchi       | .                       | .                         | .                         | .                           |
| Bayelsa      | 25,388                  | 5,763                     | 20,710                    | 26,102                      |
| Benue        | .                       | .                         | .                         | .                           |
| Borno        | 16,662                  | .                         | 8,331                     | .                           |
| Cross_rivers | 31,306                  | 0                         | 34,152                    | 34,152                      |
| Delta        | 220,062                 | 77,186                    | 143,971                   | 172,984                     |
| Ebonyi       | .                       | .                         | .                         | .                           |
| Edo          | 16,674                  | 0                         | 11,116                    | 11,116                      |
| Ekiti        | .                       | .                         | .                         | .                           |
| Enugu        | .                       | .                         | .                         | .                           |
| Gombe        | .                       | .                         | 3,779                     | .                           |
| Imo          | .                       | .                         | .                         | .                           |
| Jigawa       | 37,857                  | 0                         | 0                         | 0                           |
| Kaduna       | .                       | .                         | .                         | .                           |
| Kano         | .                       | .                         | .                         | .                           |
| Katsina      | 9,293                   | 0                         | 3,098                     | 0                           |
| Kebbi        | 88,195                  | 28,142                    | 120,105                   | 1,256                       |
| Kogi         | 77,413                  | 965                       | 165,637                   | 94,788                      |
| Kwara        | .                       | .                         | .                         | .                           |
| Lagos        | .                       | .                         | .                         | .                           |
| Nassarawa    | .                       | .                         | .                         | .                           |
| Niger        | 263,501                 | .                         | 2,256                     | 0                           |
| Ogun         | .                       | .                         | .                         | .                           |
| Ondo         | .                       | .                         | .                         | .                           |
| Osun         | .                       | .                         | .                         | .                           |
| Oyo          | .                       | .                         | .                         | .                           |
| Plateau      | .                       | .                         | .                         | .                           |
| Rivers       | 32,436                  | 16,839                    | 2,070                     | 6,349                       |
| Sokoto       | .                       | .                         | .                         | .                           |
| Taraba       | 16,853                  | 0                         | 68,400                    | 4,556                       |
| Yobe         | 37,019                  | .                         | 205,905                   | .                           |
| Zamfara      | .                       | .                         | .                         | .                           |
| FCT          | .                       | .                         | .                         | .                           |
| TOTAL        | 942,533                 | 129,340                   | 821,841                   | 351,747                     |

**Table 2.2.3.2a Number of people engaged in fish farming by sex(1st quarter), 2006  
(Contd)**

| STATE        | APPRENTICE<br>MALE | APPRENTICE<br>FEMALE | PAID<br>EMPLOYEE<br>MALE | PAID<br>EMPLOYEE<br>FEMALE |
|--------------|--------------------|----------------------|--------------------------|----------------------------|
| Abia         | .                  | .                    | .                        | .                          |
| Adamawa      | .                  | .                    | .                        | .                          |
| Akwa ibom    | 18,604             | .                    | 193,161                  | .                          |
| Anambra      | .                  | .                    | .                        | .                          |
| Bauchi       | .                  | .                    | .                        | .                          |
| Bayelsa      | 0                  | 88                   | 11,329                   | 507                        |
| Benue        | .                  | .                    | .                        | .                          |
| Borno        | .                  | .                    | .                        | .                          |
| Cross_rivers | 2,846              | 0                    | 4,269                    | 0                          |
| Delta        | 70,069             | 0                    | .                        | 22,444                     |
| Ebonyi       | .                  | .                    | .                        | .                          |
| Edo          | 0                  | 0                    | .                        | .                          |
| Ekiti        | .                  | .                    | .                        | .                          |
| Enugu        | .                  | .                    | .                        | .                          |
| Gombe        | .                  | .                    | .                        | .                          |
| Imo          | .                  | .                    | .                        | .                          |
| Jigawa       | 0                  | 0                    | 0                        | 0                          |
| Kaduna       | .                  | .                    | .                        | .                          |
| Kano         | .                  | .                    | .                        | .                          |
| Katsina      | .                  | .                    | .                        | .                          |
| Kebbi        | .                  | .                    | .                        | .                          |
| Kogi         | 0                  | 0                    | 120,270                  | 76,062                     |
| Kwara        | .                  | .                    | .                        | .                          |
| Lagos        | .                  | .                    | .                        | .                          |
| Nassarawa    | .                  | .                    | .                        | .                          |
| Niger        | .                  | .                    | .                        | .                          |
| Ogun         | .                  | .                    | .                        | .                          |
| Ondo         | .                  | .                    | .                        | .                          |
| Osun         | .                  | .                    | .                        | .                          |
| Oyo          | .                  | .                    | .                        | .                          |
| Plateau      | .                  | .                    | .                        | .                          |
| Rivers       | 7,867              | 0                    | 11,594                   | 0                          |
| Sokoto       | .                  | .                    | .                        | .                          |
| Taraba       | 2,278              | 0                    | 42,515                   | 0                          |
| Yobe         | 15,914             | .                    | 60,719                   | 0                          |
| Zamfara      | .                  | .                    | .                        | .                          |
| FCT          | .                  | .                    | .                        | .                          |
| TOTAL        | 117,579            | 88                   | 443,857                  | 99,013                     |



**Table 2.2.3.2b Number of people engaged in fish farming by sex(2nd quarter), 2006**

| STATE        | WORKING PROPRIETOR MALE | WORKING PROPRIETOR FEMALE | UNPAID FAMILY WORKER MALE | UNPAID FAMILY WORKER FEMALE |
|--------------|-------------------------|---------------------------|---------------------------|-----------------------------|
| Abia         | .                       | .                         | .                         | .                           |
| Adamawa      | .                       | .                         | .                         | .                           |
| Akwa ibom    | 66,761                  | .                         | 25,636                    | 445                         |
| Anambra      | .                       | .                         | .                         | .                           |
| Bauchi       | .                       | .                         | .                         | .                           |
| Bayelsa      | 23,231                  | 4,339                     | 20,584                    | 29,712                      |
| Benue        | .                       | .                         | .                         | .                           |
| Borno        | 24,994                  | .                         | 8,331                     | .                           |
| Cross_rivers | 24,191                  | 0                         | 42,690                    | 34,152                      |
| Delta        | 220,062                 | 76,091                    | 76,638                    | 172,984                     |
| Ebonyi       | .                       | .                         | .                         | .                           |
| Edo          | 11,116                  | 0                         | 11,116                    | 5,558                       |
| Ekiti        | .                       | .                         | .                         | .                           |
| Enugu        | .                       | .                         | .                         | .                           |
| Gombe        | 0                       | .                         | 0                         | .                           |
| Imo          | .                       | .                         | .                         | .                           |
| Jigawa       | 41,462                  | 0                         | 0                         | 0                           |
| Kaduna       | .                       | .                         | .                         | .                           |
| Kano         | .                       | .                         | .                         | .                           |
| Katsina      | 15,488                  | 0                         | 3,098                     | 0                           |
| Kebbi        | 90,707                  | 28,142                    | 106,035                   | 0                           |
| Kogi         | 100,965                 | 14,093                    | 161,969                   | 89,189                      |
| Kwara        | .                       | .                         | .                         | .                           |
| Lagos        | .                       | .                         | .                         | .                           |
| Nassarawa    | .                       | .                         | .                         | .                           |
| Niger        | 60,010                  | .                         | 2,256                     | 4,512                       |
| Ogun         | .                       | .                         | .                         | .                           |
| Ondo         | .                       | .                         | .                         | .                           |
| Osun         | .                       | .                         | .                         | .                           |
| Oyo          | .                       | .                         | .                         | .                           |
| Plateau      | .                       | .                         | .                         | .                           |
| Rivers       | 34,506                  | 16,287                    | 2,070                     | 4,141                       |
| Sokoto       | .                       | .                         | .                         | .                           |
| Taraba       | 23,459                  | 0                         | 72,575                    | 6,833                       |
| Yobe         | 40,202                  | .                         | 205,905                   | .                           |
| Zamfara      | .                       | .                         | .                         | .                           |
| FCT          | .                       | .                         | .                         | .                           |
| TOTAL        | 777,153                 | 138,951                   | 738,903                   | 347,526                     |

**Table 2.2.3.2b Number Of People Engaged In Fish Farming By Sex  
(2nd Quarter), 2006 (Contd)**

| STATE        | APPRENTICE<br>MALE | APPRENTIC<br>E FEMALE | PAID EMPLOYEE<br>MALE | PAID<br>EMPLOYEE<br>FEMALE |
|--------------|--------------------|-----------------------|-----------------------|----------------------------|
| Abia         | .                  | .                     | .                     | .                          |
| Adamawa      | .                  | .                     | .                     | .                          |
| Akwa ibom    | 16,824             | .                     | 219,865               | .                          |
| Anambra      | .                  | .                     | .                     | .                          |
| Bauchi       | .                  | .                     | .                     | .                          |
| Bayelsa      | 0                  | 88                    | 6,420                 | 0                          |
| Benue        | .                  | .                     | .                     | .                          |
| Borno        | .                  | .                     | .                     | .                          |
| Cross_rivers | 0                  | 0                     | 0                     | 0                          |
| Delta        | 44,888             | 33,392                | .                     | 22,444                     |
| Ebonyi       | .                  | .                     | .                     | .                          |
| Edo          | 0                  | 0                     | .                     | .                          |
| Ekiti        | .                  | .                     | .                     | .                          |
| Enugu        | .                  | .                     | .                     | .                          |
| Gombe        | .                  | .                     | .                     | .                          |
| Imo          | .                  | .                     | .                     | .                          |
| Jigawa       | 9,614              | 0                     | 0                     | 0                          |
| Kaduna       | .                  | .                     | .                     | .                          |
| Kano         | .                  | .                     | .                     | .                          |
| Katsina      | .                  | .                     | .                     | .                          |
| Kebbi        | .                  | .                     | .                     | .                          |
| Kogi         | 0                  | 0                     | 185,521               | 101,351                    |
| Kwara        | .                  | .                     | .                     | .                          |
| Lagos        | .                  | .                     | .                     | .                          |
| Nassarawa    | .                  | .                     | .                     | .                          |
| Niger        | .                  | .                     | .                     | .                          |
| Ogun         | .                  | .                     | .                     | .                          |
| Ondo         | .                  | .                     | .                     | .                          |
| Osun         | .                  | .                     | .                     | .                          |
| Oyo          | .                  | .                     | .                     | .                          |
| Plateau      | .                  | .                     | .                     | .                          |
| Rivers       | 7,729              | 0                     | 11,594                | 0                          |
| Sokoto       | .                  | .                     | .                     | .                          |
| Taraba       | 2,278              | 0                     | 39,251                | 0                          |
| Yobe         | 15,914             | .                     | 44,805                | .                          |
| Zamfara      | .                  | .                     | .                     | .                          |
| FCT          | .                  | .                     | .                     | .                          |
| TOTAL        | 97,248             | 33,480                | 507,457               | 123,795                    |

**Table 2.2.3.2c Number of people engaged in fish farming by sex  
( 3rd quarter), 2006**

| STATE        | WORKING PROPRIETOR MALE | WORKING PROPRIETOR FEMALE | UNPAID FAMILY WORKER MALE | UNPAID FAMILY WORKER FEMALE |
|--------------|-------------------------|---------------------------|---------------------------|-----------------------------|
| Abia         | .                       | .                         | .                         | .                           |
| Adamawa      | .                       | .                         | .                         | .                           |
| Akwa ibom    | 67,206                  | .                         | 28,752                    | 445                         |
| Anambra      | .                       | .                         | .                         | .                           |
| Bauchi       | .                       | .                         | .                         | .                           |
| Bayelsa      | 27,534                  | 4,173                     | 23,082                    | 22,911                      |
| Benue        | .                       | .                         | .                         | .                           |
| Borno        | 16,662                  | .                         | .                         | .                           |
| Cross_rivers | 31,306                  | 0                         | 42,690                    | 29,883                      |
| Delta        | 221,156                 | 76,091                    | 317,502                   | 172,984                     |
| Ebonyi       | .                       | .                         | .                         | .                           |
| Edo          | 5,558                   | 0                         | 11,116                    | 11,116                      |
| Ekiti        | .                       | .                         | .                         | .                           |
| Enugu        | .                       | .                         | .                         | .                           |
| Gombe        | 0                       | .                         | 0                         | .                           |
| Imo          | .                       | .                         | .                         | .                           |
| Jigawa       | 44,467                  | 0                         | 0                         | 0                           |
| Kaduna       | .                       | .                         | .                         | .                           |
| Kano         | .                       | .                         | .                         | .                           |
| Katsina      | 15,488                  | 0                         | 6,195                     | 0                           |
| Kebbi        | 88,195                  | 28,142                    | 126,387                   | 0                           |
| Kogi         | 97,104                  | 27,220                    | 139,382                   | 82,625                      |
| Kwara        | .                       | .                         | .                         | .                           |
| Lagos        | .                       | .                         | .                         | .                           |
| Nassarawa    | .                       | .                         | .                         | .                           |
| Niger        | 25,267                  | .                         | 2,256                     | 4,512                       |
| Ogun         | .                       | .                         | .                         | .                           |
| Ondo         | .                       | .                         | .                         | .                           |
| Osun         | .                       | .                         | .                         | .                           |
| Oyo          | .                       | .                         | .                         | .                           |
| Plateau      | .                       | .                         | .                         | .                           |
| Rivers       | 32,160                  | 16,839                    | 3,175                     | 3,451                       |
| Sokoto       | .                       | .                         | .                         | .                           |
| Taraba       | 29,001                  | 0                         | 65,135                    | 7,213                       |
| Yobe         | 29,870                  | .                         | 138,184                   | .                           |
| Zamfara      | .                       | .                         | .                         | .                           |
| FCT          | .                       | .                         | .                         | .                           |
| TOTAL        | 730,974                 | 152,465                   | 903,855                   | 335,139                     |

**Table 2.2.3.2c Number of people engaged in fish farming by sex  
( 3rd quarter), 2006 (Contd)**

| <b>STATE</b> | <b>APPRENTICE<br/>MALE</b> | <b>APPRENTICE<br/>FEMALE</b> | <b>PAID<br/>EMPLOYEE<br/>MALE</b> | <b>PAID<br/>EMPLOYEE<br/>FEMALE</b> |
|--------------|----------------------------|------------------------------|-----------------------------------|-------------------------------------|
| Abia         | .                          | .                            | .                                 | .                                   |
| Adamawa      | .                          | .                            | .                                 | .                                   |
| Akwa ibom    | 16,824                     | .                            | 189,155                           | .                                   |
| Anambra      | .                          | .                            | .                                 | .                                   |
| Bauchi       | .                          | .                            | .                                 | .                                   |
| Bayelsa      | 0                          | 88                           | 10,294                            | 0                                   |
| Benue        | .                          | .                            | .                                 | .                                   |
| Borno        | .                          | .                            | .                                 | .                                   |
| Cross_rivers | 4,269                      | 0                            | 8,538                             | 0                                   |
| Delta        | 78,281                     | 0                            | .                                 | 22,444                              |
| Ebonyi       | .                          | .                            | .                                 | .                                   |
| Edo          | 0                          | 0                            | .                                 | .                                   |
| Ekiti        | .                          | .                            | .                                 | .                                   |
| Enugu        | .                          | .                            | .                                 | .                                   |
| Gombe        | .                          | .                            | .                                 | .                                   |
| Imo          | .                          | .                            | .                                 | .                                   |
| Jigawa       | 0                          | 0                            | 0                                 | 0                                   |
| Kaduna       | .                          | .                            | .                                 | .                                   |
| Kano         | .                          | .                            | .                                 | .                                   |
| Katsina      | .                          | .                            | .                                 | .                                   |
| Kebbi        | .                          | .                            | .                                 | .                                   |
| Kogi         | 0                          | 0                            | 149,421                           | 100,386                             |
| Kwara        | .                          | .                            | .                                 | .                                   |
| Lagos        | .                          | .                            | .                                 | .                                   |
| Nassarawa    | .                          | .                            | .                                 | .                                   |
| Niger        | .                          | .                            | .                                 | .                                   |
| Ogun         | .                          | .                            | .                                 | .                                   |
| Ondo         | .                          | .                            | .                                 | .                                   |
| Osun         | .                          | .                            | .                                 | .                                   |
| Oyo          | .                          | .                            | .                                 | .                                   |
| Plateau      | .                          | .                            | .                                 | .                                   |
| Rivers       | 8,420                      | 0                            | 18,357                            | 0                                   |
| Sokoto       | .                          | .                            | .                                 | .                                   |
| Taraba       | 2,278                      | 0                            | 32,723                            | 0                                   |
| Yobe         | .                          | .                            | 42,797                            | 0                                   |
| Zamfara      | .                          | .                            | .                                 | .                                   |
| FCT          | .                          | .                            | .                                 | .                                   |
| <b>TOTAL</b> | <b>110,071</b>             | <b>88</b>                    | <b>451,285</b>                    | <b>122,830</b>                      |

**Table 2.2.3.2d Number of People Engaged in Fish Farming by Sex(4th Quarter), 2006**

| STATE        | WORKING PROPRIETOR MALE | WORKING PROPRIETOR FEMALE | UNPAID FAMILY WORKER MALE | UNPAID FAMILY WORKER FEMALE | APPRENTICE MALE | APPRENTICE FEMALE | PAID EMPLOYEE MALE | PAID EMPLOYEE FEMALE |
|--------------|-------------------------|---------------------------|---------------------------|-----------------------------|-----------------|-------------------|--------------------|----------------------|
| Abia         | .                       | .                         | .                         | .                           | .               | .                 | .                  | .                    |
| Adamawa      | .                       | .                         | .                         | .                           | .               | .                 | .                  | .                    |
| Akwa ibom    | 102,722                 | 0                         | 47,000                    | 445                         | 16,824          | .                 | 192,716            | .                    |
| Anambra      | .                       | .                         | .                         | .                           | .               | .                 | .                  | .                    |
| Bauchi       | .                       | .                         | .                         | .                           | .               | .                 | .                  | .                    |
| Bayelsa      | 33,008                  | 4,173                     | 33,386                    | 25,272                      | 0               | 88                | 12,012             | 107                  |
| Benue        | .                       | .                         | .                         | .                           | .               | .                 | .                  | .                    |
| Borno        | 8,331                   | .                         | .                         | .                           | .               | .                 | .                  | .                    |
| Cross_rivers | 31,306                  | 0                         | 42,690                    | 29,883                      | 1,423           | 0                 | 0                  | 0                    |
| Delta        | 198,712                 | 50,910                    | 166,415                   | 172,984                     | 44,888          | 33,392            | .                  | 22,444               |
| Ebonyi       | .                       | .                         | .                         | .                           | .               | .                 | .                  | .                    |
| Edo          | 11,116                  | 0                         | 11,116                    | 11,116                      | 0               | 0                 | .                  | .                    |
| Ekiti        | .                       | .                         | .                         | .                           | .               | .                 | .                  | .                    |
| Enugu        | .                       | .                         | .                         | .                           | .               | .                 | .                  | .                    |
| Gombe        | .                       | .                         | .                         | .                           | .               | .                 | .                  | .                    |
| Imo          | .                       | .                         | .                         | .                           | .               | .                 | .                  | .                    |
| Jigawa       | 47,471                  | 0                         | 0                         | 0                           | 0               | 0                 | 0                  | 9,614                |
| Kaduna       | .                       | .                         | .                         | .                           | .               | .                 | .                  | .                    |
| Kano         | .                       | .                         | .                         | .                           | .               | .                 | .                  | .                    |
| Katsina      | 15,488                  | 0                         | 0                         | .                           | .               | .                 | .                  | .                    |
| Kebbi        | 90,707                  | 28,142                    | 120,105                   | 0                           | .               | .                 | .                  | .                    |
| Kogi         | 70,849                  | 7,529                     | 138,417                   | 88,224                      | 0               | 0                 | 173,938            | 108,880              |
| Kwara        | .                       | .                         | .                         | .                           | .               | .                 | .                  | .                    |
| Lagos        | .                       | .                         | .                         | .                           | .               | .                 | .                  | .                    |
| Nassarawa    | .                       | .                         | .                         | .                           | .               | .                 | .                  | .                    |
| Niger        | 43,766                  | .                         | 2,256                     | 4,512                       | .               | .                 | .                  | .                    |
| Ogun         | .                       | .                         | .                         | .                           | .               | .                 | .                  | .                    |
| Ondo         | .                       | .                         | .                         | .                           | .               | .                 | .                  | .                    |
| Osun         | .                       | .                         | .                         | .                           | .               | .                 | .                  | .                    |
| Oyo          | .                       | .                         | .                         | .                           | .               | .                 | .                  | .                    |
| Plateau      | .                       | .                         | .                         | .                           | .               | .                 | .                  | .                    |
| Rivers       | 31,608                  | 16,839                    | 2,070                     | 3,451                       | 4,831           | -690              | 16,287             | 0                    |
| Sokoto       | .                       | .                         | .                         | .                           | .               | .                 | .                  | .                    |
| Taraba       | 21,486                  | 0                         | 70,905                    | 7,593                       | 2,278           | 0                 | 34,848             | 0                    |
| Yobe         | 47,791                  | .                         | 142,885                   | .                           | .               | .                 | 60,719             | 0                    |
| Zamfara      | .                       | .                         | .                         | .                           | .               | .                 | .                  | .                    |
| FCT          | .                       | .                         | .                         | .                           | .               | .                 | .                  | .                    |
| TOTAL        | 754,363                 | 107,593                   | 777,244                   | 343,479                     | 70,243          | 32,790            | 490,519            | 141,046              |

### 2.2.3.3 Distribution of Household by POND Capacity 2006

The figures showed a decline from 53,244,937 to 35,442,617 (66.56%) and others from 654,751 to 486,256 (74.26%).

**Table 2.2.3.3 Distribution of Household by POND Capacity 2006**

| ITEM       | AVAILABLE CAPACITY | UTILIZED CAPACITY |
|------------|--------------------|-------------------|
| Fresh Fish | 53244937           | 35442617          |
| Shrimps    | 0                  | 0                 |
| Other      | 654751             | 486256            |

### 2.2.3.4 Quarterly Fish Production by Type

Inland Rivers and Lakes were the major source of fish production that was popular. They accounted for 257,386,211 in the first quarter, 211,628,506 in the second quarter, 195,332,184 in the third quarter with a higher production of 548,025,669 in the fourth quarter. This was closely followed by Coastal and Brackish water.

**Table 2.2.3.4 Quarterly fish production by type**

| ITEM                    | Qtr1        | Qtr2        | Qtr3        | Qtr4        |
|-------------------------|-------------|-------------|-------------|-------------|
| ARTISANAL               | 0           | 878         | 1,703,684   | 809,300     |
| COASTAL & BRAKISH WATER | 18,286,022  | 46,992,423  | 80104,319   | 59,858,439  |
| INLAND RIVERS & LAKES   | 257,386,211 | 211,628,506 | 195,332,184 | 548,025,669 |
| IN SHORES               | 128,854     | 122,106     | 1,068,398   | 438,141     |
| FISH FARMS/PONDS        | 7806        | 4,757       | 124,019     | 308,983     |
| DISTANT WATERS          | 75,115,268  | 54,157,938  | 10,685,258  | 14,252,777  |
| SHRIMPS                 | 16,126,896  | 10,840,404  | 9,963,334   | 7,700,848   |
| CRABS                   | 207,465     | 183,048     | 165,630     | 124,223     |
| PERIWINCLES             | 487,918     | 539,402     | 302,551     | 289,162     |
| OTHERS                  | 4,447,886   | 61,329,889  | 34,424,554  | 25,407,367  |

### 2.2.3.5: Distribution of Fish Holdings by Source of Input

Majority of fish cultivators collect their input from Ministry and extension services 21780 (50.0 per cent) and Local Markets 107068 (25.8 per cent). Fish feeds are also sourced from Ministry and Extension Services 21780 (50.0 per cent) and others 47,131(45.6 per cent).

Fertilizer were sought from service centre 14,0761 (80.5 per cent) while water treatment chemical and poultry droppings are from the Local Market 3256 (8 per cent) respectively.

**Table 2.2.3.5: Distribution of Fish Holdings by Source of Input**

| ITEM                     | MINISTRY/EXTENTIO<br>N |    | AGROCENTRE |       | SERVICE CENTER |      |
|--------------------------|------------------------|----|------------|-------|----------------|------|
|                          | NUMBER                 | %  | NUMBER     | %     | NUMBER         | %    |
| FINGERLINGS              | 21780                  | 50 | 0          | 0     | 0              | 0    |
| FERTILIZER               | 0                      | 0  | 0          | 0     | 14071          | 80.5 |
| FISH FEED                | 21780                  | 50 | 1220       | 100.0 | 3419           | 19.5 |
| POULTRY DROPPINGS        | 0                      | 0  | 0          | 0     | 0              | 0    |
| WATER TREATMENT CHEMICAL | 0                      | 0  | 0          | 0     | 0              | 0    |
| OTHERS                   | 0                      | 0  | 0          | 0     | 0              | 0    |

**Table 2.2.3.5: Distribution of Fish Holdings by Source of Input (Contd)**

| ITEM                     | COOPERATIVE |   | LOCAL<br>MARKET |      | OTHERS |      |
|--------------------------|-------------|---|-----------------|------|--------|------|
|                          | NUMEBER     | % | NUMBER          | %    | NUMBER | %    |
| FINGERLINGS              | 0           | 0 | 107068          | 25.8 | 9389   | 9.1  |
| FERTILIZER               | 0           | 0 | 18348           | 4.4  | 18499  | 17.9 |
| FISH FEED                | 0           | 0 | 108424          | 26.2 | 47131  | 45.6 |
| POULTRY DROPPINGS        | 0           | 0 | 3256            | 8    | 3256   | 3.2  |
| WATER TREATMENT CHEMICAL | 0           | 0 | 3256            | 8    | 0      | 0    |
| OTHERS                   | 0           | 0 | 174171          | 42.0 | 25072  | 24.3 |

### 2.2.3.6 Quantity of Fish Sold by Type and Quarters With Value

Fresh fish accounted for the highest sale of fish produced in 2006. The quantity increased from the first to fourth quarter, while value also increased marginally except for the second quarter when the value decreased from N12,843,476,097 to N11,118,417,766. See table for details.

**Table 2.2.3.6. Quantity of Fish Sold by Type and Quarters with Value**

|                  | 1 <sup>ST</sup> QUARTER |                | 2 <sup>ND</sup> QUARTER |                |
|------------------|-------------------------|----------------|-------------------------|----------------|
|                  | Quantity                | Value ₦        | Quantity                | Value ₦        |
| FRESH FISH       | 1,670,723,418           | 12,843,476,097 | 2,596,409,235           | 11,118,417,766 |
| DRY/ SMOKED FISH | 39,9042,700             | 4,481,965,634  | 479,356,640             | 4,472,491,744  |
| CANNED FISH      | 18,584,713              | 114,124,606    | 11,999,846              | 102,386,242    |
| SHRIMPS          | 300,470,136             | 864,035,279    | 25,580,358              | 779,528,498    |
| CRABS            | 48,799,333              | 330,845,925    | 37,054,475              | 311,660,450    |
| PERIWINCLES      | 21,258,245              | 232,434,100    | 15,536,450              | 136,165,803    |
| OTHERS           | 93,003,941              | 373,263,720    | 140,577,817             | 604,025,740    |

**Table 2.2.3.6 Quantity of Fish Sold by Type and Quarters with Value (Contd.)**

|                 | 3 <sup>RD</sup> QUARTER |                | 4 <sup>TH</sup> QUARTER |                |
|-----------------|-------------------------|----------------|-------------------------|----------------|
|                 | Quantity                | Value ₦        | Quantity                | Value ₦        |
| FRESH FISH      | 730,621,612             | 12,955,614,952 | 6,395,837,000           | 15,228,187,601 |
| DRY/SMOKED FISH | 331,428,408             | 3,877,645,967  | 379,158,683             | 3,620,534,664  |
| CANNED FISH     | 16,412                  | 89,048,896     | 20,784                  | 113,363,515    |
| SHRIMPS         | 9,328,817               | 800,182,943    | 5,284,188               | 749,047,048    |
| CRABS           | 190,060                 | 141,061,550    | 271,081                 | 112,076,300    |
| PERIWINKLES     | 259,073                 | 266,091,496    | 231,606                 | 253,476,011    |
| OTHERS          | 96,430,926              | 458,364,219    | 69,327,036              | 362,158,802    |

**Table 2.2.3.7 Expenditure by Type Quantity & Value**

| ITEM              | QUANTITY   | COST ₦          |
|-------------------|------------|-----------------|
| Outboard Engine   | 143,738    | 14,026,981,998  |
| Nets              | 30,566,956 | 71,341,402,478  |
| Fishing Hooks     | 12,494,362 | 3,516,929,351   |
| Indicator Buoy    | 368,565    | 301,239,400     |
| Plastic Floats    | 15,185,149 | 1,723,719,826   |
| Twine & Ropes     | 13,481,992 | 24,035,855,267  |
| Lead Sheets       | 6,439,206  | 11,267,863,613  |
| Fibre Glass Boats | 16,216     | 7,466,762       |
| Canoes            | 3,601,155  | 159,547,009,370 |
| Others            | 532,922    | 613,166,994     |

\*Quantity is in number unless otherwise stated.

Table 2.2.3.7 shows the total expenditure on each item of fish production and their quantity. Fishing net accounted for N71, 341,402,478 which was the highest. A total sum of N14, 026,981,998 was expended on outboard engines as against ₦11, 267,863,613 spent on purchase of lead sheets. The survey result also showed that ₦159, 547,009,370 was the amount of canoes bought (3,601,155).



### 2.2.3.8. Sources of Funds

**Table 2.2.3.8. Sources of Funds, 2006**

| ITEM                    | AMOUNT ₦       |
|-------------------------|----------------|
| Own Funds               | 28,336,555,514 |
| Retained Profit         | 7,315,652,685  |
| Short-Term Private Loan | 1,732,028,670  |
| NACRDB                  | 158,838,439    |
| Other Banks             | 0              |
| Social Capital          | 1,006,340,193  |
| Others                  | 648,797,285    |
| Total                   | 39,198,212,785 |

The total amount of funds from all sources of ₦39.19 billion.

Own funds accounted for highest source of funds in fishing production N28,336,555,514 (72.29%) which was followed by retained profit N7,315,652,685 (18.66 per cent) and short-term private loan N1,732,028,670 (4.42 per cent). NACRDB contribution to Agricultural funds was N158,834,439 (0.41 per cent). Funds were not available from other banks.

**Table 2.2.3.9. Fish Processing Facilities Available and Utilized Capacity (KG) 2006**

| ITEM             | AVAILABLE CAPACITY | UTILIZED CAPACITY | % UTILIZATION |
|------------------|--------------------|-------------------|---------------|
| Smoking Kiln     | 6564924            | 5171077           | 78.77         |
| Canning          | 46619              | 29109             | 62.44         |
| Ice Block Plants | 126788             | 65606             | 51.67         |
| Others           | 533780             | 428220            | 80.22         |

Based on the table, Others had the highest capacity utilization (80.22 per cent) this was closely followed by smoking kiln 78.77 per cent and canning 62.44 per cent.

**Table 2.2.3.10: Storage Facility: Available and Utilized Capacity (KG) 2006**

| ITEM         | AVAILABLE CAPACITY | UTILIZED CAPACITY | % UTILIZATION |
|--------------|--------------------|-------------------|---------------|
| Refrigerator | 20,054             | 17,205            | 85.79         |
| Warehouse    | 184,464            | 82,663            | 44.81         |
| Store        | 671,726,572        | 2,185,260         | 0.33          |
| Others       | 417,463            | 363,014           | 86.96         |

Refrigerators were highly used for fish storage 85.79 per cent. Capacity utilization was also high for others storage facilities 86.96% as warehouse utilization was 44.81 per cent.

**Table 2.2.3.11 Distribution of Fish Farmers by Market Channel 2006**

|                            | <b>NUMBER</b> | <b>%</b> |
|----------------------------|---------------|----------|
| At the Fish sites          | 1,238,902     | 19.9     |
| In the open Market         | 1,248,475     | 20.0%    |
| In the Cooperative Society | 1,248,475     | 20.0%    |
| Direct to the Industry     | 1,256,807     | 20.1%    |
| Others                     | 1,248,475     | 20.0%    |

Fish are usually sold direct to industry (20.1 per cent). It was observed that sale of fish in the open market, to cooperative society and others are relatively stable at 20.0 per cent respectively.

**Table 2.2.3.12 Comparison of 2006 and 2005 Fishing Seasons, 2006**

| <b>ITEM</b>       | <b>BETTER</b> | <b>SAME</b> | <b>WORST</b> | <b>DON'T KNOW</b> |
|-------------------|---------------|-------------|--------------|-------------------|
| Weather           | 750,118       | 246,681     | 56,635       | 230,315           |
| Production/Output | 791,856       | 193,631     | 101,648      | 196,311           |
| Income            | 727,145       | 335,742     | 148,399      | 83,929            |
| Price             | 685,551       | 435,968     | 69,612       | 42,884            |

The survey showed that production/output was better in 2006 than 2005. Also the weather was favourable for Agricultural production In 2006.

**Table 2.2.3.13: Expectation for the Next Fishing Season, 2006**

| <b>ITEM</b>       | <b>BETTER</b> | <b>SAME</b> | <b>WORST</b> | <b>DON'T KNOW</b> |
|-------------------|---------------|-------------|--------------|-------------------|
| Weather           | 930669        | 70,455      | 6,402        | 724,064           |
| Production/Output | 978812        | 96,045      | 4,326        | 678,063           |
| Income            | 996782        | 225,451     | 63,328       | 478,863           |
| Price             | 977951        | 219,654     | 47,144       | 524,411           |

Farmers are expecting increase in income and production in the next season. They also anticipate a rise in the prices of their commodity with a favourable weather.

**Table 2.2.3.14: Distribution of Household by Way of Suggestion to Improve Fishing Activities in the Country, 2006**

| ITEM           | NUMBER    | %    |
|----------------|-----------|------|
| Credit         | 1,214,269 | 40.6 |
| Input          | 636,102   | 21.3 |
| Infrastructure | 845,796   | 28.3 |
| Others         | 292,297   | 9.8  |

About 40.6 per cent households on fish farming requires credits to improve fishing activities, 28.3 per cent wants better infrastructure while 21.3 per cent wants input.

**Table 2.2.3.15: Distribution of Problems Encountered when Purchasing Fishing Tools, 2006**

| ITEM                   | NUMBER  | %    |
|------------------------|---------|------|
| High Cost              | 930,912 | 37.6 |
| Scarcity               | 281,740 | 11.4 |
| Lack of Transportation | 411,134 | 16.6 |
| Far Distance           | 630,042 | 25.5 |
| Others                 | 221,458 | 8.9  |

From the table, it is obvious that fishermen had problem of high cost of fishing tools in 2006, this is closely followed by distance 25.5 per cent and lack of transportation (16.6 per cent)).

**Table 2.2.3.15a: Distribution of Households by Problems Encountered During Production Process 2006.**

| ITEM              | NUMBER  | %    |
|-------------------|---------|------|
| Lack of Transport | 581,178 | 21.4 |
| Needs on the Sea  | 728,989 | 26.9 |
| Too much Rain     | 443,944 | 16.4 |
| Distance to Site  | 619,490 | 22.9 |
| Others            | 335,854 | 12.4 |

About twenty seven per cent Households encountered weeds on the sea as problems in 2006 during production process. Distance to site, lack of transport and rain affected production process.

**Table 2.2.3.16 Distribution of Household by Problems Encountered During storage Process 2006**

| Item                | Number  | %    |
|---------------------|---------|------|
| Obsolete Equipment  | 508,907 | 21.3 |
| Lack of Electricity | 648,266 | 27.1 |
| Lack of Funds       | 893,565 | 37.4 |
| PESTS               | 164,276 | 6.9  |
| Others              | 173,754 | 7.3  |

Lack of funds (37.4 per cent), electricity (27.1 per cent) and obsolete equipment (21.3 per cent) are the problems encountered during storage process in 2006.

**Table 2.2.3.17 Distribution of Household by Problems Encountered During Marketing 2006**

| Item                   | Number  | %    |
|------------------------|---------|------|
| Distance to Market     | 609,244 | 17.2 |
| Poor road Network      | 664,435 | 18.8 |
| High Cost of Transport | 798,986 | 22.6 |
| Poor Pricing Policy    | 535,629 | 15.1 |
| No Government Support  | 662,139 | 18.7 |
| Others                 | 269,035 | 7.6  |

High cost of transport (22.6 per cent), no Government support (18.7 per cent) and poor road network (18.8 per cent) were problems encountered by households when marketing Agricultural produce.

**Table 2.2.3.18a Distribution of Fish Farmers by Access and Ownership of Information and Communication Technology Facility 2006**

| STATE        | TELEPHONE (FIXED) |                 |                 |                    |                    |                    |
|--------------|-------------------|-----------------|-----------------|--------------------|--------------------|--------------------|
|              | ACCESS            | OWNERSHIP       | TOTAL ACCESS    | NO ACCESS          | NO OWNERSHIP       | TOTAL NO ACCESS    |
| Akwa ibom    | 445.1             | 7,566.2         | 8,011.3         | 122,839.7          | 115,718.6          | 238,558.3          |
| Anambra      | 0.0               | 0.0             | 0.0             | 33,439.5           | 33,439.5           | 66,879.0           |
| Bayelsa      | 107.3             | 0.0             | 107.3           | 28,980.0           | 29,087.3           | 58,067.3           |
| Borno        | 0.0               | 0.0             | 0.0             | 41,656.0           | 41,656.0           | 83,312.0           |
| Cross_rivers | 8,538.0           | 0.0             | 8,538.0         | 22,768.0           | 31,306.0           | 54,074.0           |
| Delta        | 0.0               | 0.0             | 0.0             | 275,898.0          | 275,898.0          | 551,796.0          |
| Edo          | 0.0               | 0.0             | 0.0             | 27,790.0           | 27,790.0           | 55,580.0           |
| Gombe        | 0.0               | 0.0             | 0.0             | 11,335.5           | 11,335.5           | 22,671.0           |
| Jigawa       | 0.0               | 0.0             | 0.0             | 57,085.5           | 57,085.5           | 114,171.0          |
| Katsina      | 0.0               | 0.0             | 0.0             | 15,487.5           | 15,487.5           | 30,975.0           |
| Kebbi        | 0.0               | 0.0             | 0.0             | 76,636.3           | 76,636.3           | 153,272.6          |
| Kogi         | 0.0               | 0.0             | 0.0             | 87,837.8           | 87,837.8           | 175,675.5          |
| Lagos        | 0.0               | 0.0             | 0.0             | 12,365.0           | 12,365.0           | 24,730.0           |
| Niger        | 18,499.2          | 18,499.2        | 36,998.4        | 80,764.8           | 80,764.8           | 161,529.6          |
| Ogun         | 0.0               | 0.0             | 0.0             | 78,144.0           | 78,144.0           | 156,288.0          |
| Ondo         | 0.0               | 0.0             | 0.0             | 102,850.0          | 102,850.0          | 205,700.0          |
| Rivers       | 0.0               | 0.0             | 0.0             | 61,421.1           | 61,421.1           | 122,842.3          |
| Taraba       | 0.0               | 0.0             | 0.0             | 33,024.8           | 33,024.8           | 66,049.5           |
| Yobe         | 0.0               | 0.0             | 0.0             | 85,936.5           | 85,936.5           | 171,873.0          |
| <b>TOTAL</b> | <b>27,589.6</b>   | <b>26,065.4</b> | <b>53,655.0</b> | <b>1,256,260.0</b> | <b>1,257,784.1</b> | <b>2,514,044.1</b> |

**Table 2.2.3.18a Distribution of Fish Farmers by Access and Ownership of Information and Communication Technology Facility 2006**

| STATE        | TELEPHONE MOBILE  |                      |                   |                   |                     |                     |
|--------------|-------------------|----------------------|-------------------|-------------------|---------------------|---------------------|
|              | ACCESS            | OWN TELEPHONE MOBILE | TOTAL ACCESS      | NO ACCESS         | NO OWNERSHIP        | TOTAL NO ACCESS     |
| Akwa ibom    | 103,345.59        | 45,486.30            | 148,831.89        | 19,939.20         | 77,798.49           | 97,737.69           |
| Anambra      | 33,439.50         | 33,439.50            | 66,879.00         | 0.00              | 0.00                | 0.00                |
| Bayelsa      | 16,025.19         | 2,592.26             | 18,617.45         | 13,062.14         | 26,495.07           | 39,557.21           |
| Borno        | 0.00              | 0.00                 | 0.00              | 41,656.00         | 41,656.00           | 83,312.00           |
| Cross rivers | 21,345.00         | 21,345.00            | 42,690.00         | 9,961.00          | 9,961.00            | 19,922.00           |
| Delta        | 56,931.34         | 0.00                 | 56,931.34         | 218,966.67        | 275,898.01          | 494,864.67          |
| Edo          | 22,232.00         | 0.00                 | 22,232.00         | 5,558.00          | 27,790.00           | 33,348.00           |
| Gombe        | 0.00              | 0.00                 | 0.00              | 11,335.50         | 11,335.50           | 22,671.00           |
| Jigawa       | 0.00              | 0.00                 | 0.00              | 57,085.50         | 57,085.50           | 114,171.00          |
| Katsina      | 0.00              | 0.00                 | 0.00              | 15,487.50         | 15,487.50           | 30,975.00           |
| Kebbi        | 0.00              | 0.00                 | 0.00              | 76,636.32         | 76,636.32           | 153,272.63          |
| Kogi         | 25,868.70         | 25,868.70            | 51,737.40         | 61,969.05         | 61,969.05           | 123,938.10          |
| Lagos        | 12,365.00         | 12,365.00            | 24,730.00         | 0.00              | 0.00                | 0.00                |
| Niger        | 18,499.20         | 18,499.20            | 36,998.40         | 80,764.80         | 80,764.80           | 161,529.60          |
| Ogun         | 6,512.00          | 6,512.00             | 13,024.00         | 71,632.00         | 71,632.00           | 143,264.00          |
| Ondo         | 55,660.00         | 36,300.00            | 91,960.00         | 47,190.00         | 66,550.00           | 113,740.00          |
| Rivers       | 37,818.85         | 11,456.08            | 49,274.93         | 23,602.28         | 49,965.05           | 73,567.33           |
| Taraba       | 5,542.00          | 1,518.50             | 7,060.50          | 27,482.75         | 31,506.25           | 58,989.00           |
| Yobe         | 55,185.43         | 15,375.53            | 70,560.97         | 30,751.07         | 70,560.97           | 101,312.03          |
| <b>TOTAL</b> | <b>470,769.80</b> | <b>15,375.53</b>     | <b>486,145.33</b> | <b>813,079.76</b> | <b>1,053,091.49</b> | <b>1,866,171.26</b> |

**Table 2.2.3.18a Distribution of Fish Farmers by Access and Ownership of Information and Communication Technology Facility 2006 (Contd)**

| STATE        | ACCESS TO PERSONAL COMPUTER |               |                 |                     |                  |                       |
|--------------|-----------------------------|---------------|-----------------|---------------------|------------------|-----------------------|
|              | OWNE<br>RSHIP               | ACCESS        | TOTAL<br>ACCESS | NO<br>OWNER<br>SHIP | NO<br>ACCESS     | TOTAL<br>NO<br>ACCESS |
| Akwa ibom    | 0                           | 3,561         | 3,561           | 123,285             | 119,724          | 243,009               |
| Anambra      | 0                           | 0             | 0               | 33,440              | 33,440           | 66,879                |
| Bayelsa      | 0                           | 0             | 0               | 29,087              | 29,087           | 58,175                |
| Borno        | 0                           | 0             | 0               | 41,656              | 41,656           | 83,312                |
| Cross_rivers | 0                           | 8,538         | 8,538           | 31,306              | 22,768           | 54,074                |
| Delta        | 0                           | 0             | 0               | 275,898             | 275,898          | 551,796               |
| Edo          | 0                           | 0             | 0               | 27,790              | 27,790           | 55,580                |
| Gombe        | 0                           | 0             | 0               | 11,336              | 11,336           | 22,671                |
| Jigawa       | 0                           | 0             | 0               | 57,086              | 57,086           | 114,171               |
| Katsina      | 0                           | 0             | 0               | 15,488              | 15,488           | 30,975                |
| Kebbi        | 0                           | 0             | 0               | 76,636              | 76,636           | 153,273               |
| Kogi         | 0                           | 0             | 0               | 87,838              | 87,838           | 175,676               |
| Lagos        | 0                           | 0             | 0               | 12,365              | 12,365           | 24,730                |
| Niger        | 18,499                      | 18,499        | 36,998          | 80,765              | 80,765           | 161,530               |
| Ogun         | 0                           | 0             | 0               | 78,144              | 78,144           | 156,288               |
| Ondo         | 0                           | 0             | 0               | 102,850             | 102,850          | 205,700               |
| Rivers       | 0                           | 11,456        | 11,456          | 61,421              | 49,965           | 111,386               |
| Taraba       | 0                           | 0             | 0               | 33,025              | 33,025           | 66,050                |
| Yobe         | 0                           | 0             | 0               | 85,936              | 85,936           | 171,873               |
| <b>TOTAL</b> | <b>18,499</b>               | <b>42,054</b> | <b>60,463</b>   | <b>1,265,350</b>    | <b>1,241,796</b> | <b>2,507,146</b>      |

**Table 2.2.3.18a Distribution of Fish Farmers by Access and Ownership of Information and Communication Technology Facility 2006 (Contd)**

| STATE        | OWNE<br>RSHIP | ACCESS TO INTERNET    |                 |                     |                    |                       |
|--------------|---------------|-----------------------|-----------------|---------------------|--------------------|-----------------------|
|              |               | ACCESS TO<br>INTERNET | TOTAL<br>ACCESS | NO<br>OWNER<br>SHIP | NO<br>ACCESS       | TOTAL<br>NO<br>ACCESS |
| Akwa ibom    | 0             | 3,560.6               | 3,561           | 123,285             | 119724.2143        | 243,009               |
| Anambra      | 0             | 0.0                   | 0               | 33,440              | 33439.5            | 66,879                |
| Bayelsa      | 0             | 0.0                   | 0               | 29,087              | 29087.33333        | 58,175                |
| Borno        | 0             | 0.0                   | 0               | 41,656              | 41656              | 83,312                |
| Cross_rivers | 0             | 0.0                   | 0               | 31,306              | 31306              | 62,612                |
| Delta        | 0             | 0.0                   | 0               | 275,898             | 275898.006         | 551,796               |
| Edo          | 0             | 0.0                   | 0               | 27,790              | 27790              | 55,580                |
| Gombe        | 0             | 0.0                   | 0               | 11,336              | 11335.5            | 22,671                |
| Jigawa       | 0             | 0.0                   | 0               | 57,086              | 57085.5            | 114,171               |
| Katsina      | 0             | 0.0                   | 0               | 15,488              | 15487.5            | 30,975                |
| Kebbi        | 0             | 0.0                   | 0               | 76,636              | 76636.315          | 153,273               |
| Kogi         | 0             | 0.0                   | 0               | 87,838              | 87837.75           | 175,676               |
| Lagos        | 0             | 0.0                   | 0               | 12,365              | 12365              | 24,730                |
| Niger        | 18,499        | 18,499.2              | 36,998          | 80,765              | 80764.8            | 161,530               |
| Ogun         | 0             | 0.0                   | 0               | 78,144              | 78144              | 156,288               |
| Ondo         | 0             | 0.0                   | 0               | 102,850             | 102850             | 205,700               |
| Rivers       | 0             | 0.0                   | 0               | 61,421              | 61421.125          | 122,842               |
| Taraba       | 0             | 0.0                   | 0               | 33,025              | 33024.75           | 66,050                |
| Yobe         | 0             | 0.0                   | 0               | 85,936              | 85936.499          | 171,873               |
| <b>TOTAL</b> |               | <b>22,059.8</b>       | <b>22,060</b>   | <b>1,265,350</b>    | <b>1261789.793</b> | <b>2,527,140</b>      |



**Table 2.2.3.18a Distribution of Fish Farmers by Access and Ownership of Information and Communication Technology Facility 2006 (Contd)**

| STATE        | ACCESS TO WEBSITE |                   |                 |                    |                    |                    |
|--------------|-------------------|-------------------|-----------------|--------------------|--------------------|--------------------|
|              | OWNER SHIP        | ACCESS TO WEBSITE | TOTAL ACCESS    | NO ACCESS          | NO OWNERSHIP       | TOTAL NO ACCESS    |
| Akwa ibom    | 0.0               | 0.0               | 0.0             | 123,284.8          | 123,284.8          | 246,569.6          |
| Anambra      | 0.0               | 0.0               | 0.0             | 33,439.5           | 33,439.5           | 66,879.0           |
| Bayelsa      | 0.0               | 0.0               | 0.0             | 29,087.3           | 29,087.3           | 58,174.7           |
| Borno        | 0.0               | 0.0               | 0.0             | 41,656.0           | 41,656.0           | 83,312.0           |
| Cross_rivers | 0.0               | 0.0               | 0.0             | 31,306.0           | 31,306.0           | 62,612.0           |
| Delta        | 0.0               | 0.0               | 0.0             | 275,898.0          | 275,898.0          | 551,796.0          |
| Edo          | 0.0               | 0.0               | 0.0             | 27,790.0           | 27,790.0           | 55,580.0           |
| Gombe        | 0.0               | 0.0               | 0.0             | 11,335.5           | 11,335.5           | 22,671.0           |
| Jigawa       | 0.0               | 0.0               | 0.0             | 57,085.5           | 57,085.5           | 114,171.0          |
| Katsina      | 0.0               | 0.0               | 0.0             | 15,487.5           | 15,487.5           | 30,975.0           |
| Kebbi        | 0.0               | 0.0               | 0.0             | 76,636.3           | 76,636.3           | 153,272.6          |
| Kogi         | 0.0               | 0.0               | 0.0             | 87,837.8           | 87,837.8           | 175,675.5          |
| Lagos        | 0.0               | 0.0               | 0.0             | 12,365.0           | 12,365.0           | 24,730.0           |
| Niger        | 18,499.2          | 18,499.2          | 36,998.4        | 80,764.8           | 80,764.8           | 161,529.6          |
| Ogun         | 0.0               | 0.0               | 0.0             | 78,144.0           | 78,144.0           | 156,288.0          |
| Ondo         | 0.0               | 0.0               | 0.0             | 102,850.0          | 102,850.0          | 205,700.0          |
| Rivers       | 0.0               | 0.0               | 0.0             | 61,421.1           | 61,421.1           | 122,842.3          |
| Taraba       | 0.0               | 0.0               | 0.0             | 33,024.8           | 33,024.8           | 66,049.5           |
| Yobe         | 0.0               | 0.0               | 0.0             | 85,936.5           | 85,936.5           | 171,873.0          |
| <b>TOTAL</b> | <b>18,499.2</b>   | <b>18,499.2</b>   | <b>36,998.4</b> | <b>1,265,350.4</b> | <b>1,265,350.4</b> | <b>2,530,700.7</b> |

**Table 2.2.3.18b Percentage Distribution of Fish Farmers by Access and Ownership of Information and Communication Technology Facility 2006**

| STATE        | TELEPHONE (FIXED) |                 |             |          |             |
|--------------|-------------------|-----------------|-------------|----------|-------------|
|              | TOTAL ACCESS      | TOTAL NO ACCESS | TOTAL       | % ACCESS | % NO ACCESS |
| Akwa ibom    | 8,011.3           | 238,558.3       | 246,569.6   | 3.2      | 96.8        |
| Anambra      | 0.0               | 66,879.0        | 66,879.0    | 0.0      | 100.0       |
| Bayelsa      | 107.3             | 58,067.3        | 58,174.7    | 0.2      | 99.8        |
| Borno        | 0.0               | 83,312.0        | 83,312.0    | 0.0      | 100.0       |
| Cross_rivers | 8,538.0           | 54,074.0        | 62,612.0    | 13.6     | 86.4        |
| Delta        | 0.0               | 551,796.0       | 551,796.0   | 0.0      | 100.0       |
| Edo          | 0.0               | 55,580.0        | 55,580.0    | 0.0      | 100.0       |
| Gombe        | 0.0               | 22,671.0        | 22,671.0    | 0.0      | 100.0       |
| Jigawa       | 0.0               | 114,171.0       | 114,171.0   | 0.0      | 100.0       |
| Katsina      | 0.0               | 30,975.0        | 30,975.0    | 0.0      | 100.0       |
| Kebbi        | 0.0               | 153,272.6       | 153,272.6   | 0.0      | 100.0       |
| Kogi         | 0.0               | 175,675.5       | 175,675.5   | 0.0      | 100.0       |
| Lagos        | 0.0               | 24,730.0        | 24,730.0    | 0.0      | 100.0       |
| Niger        | 36,998.4          | 161,529.6       | 198,528.0   | 18.6     | 81.4        |
| Ogun         | 0.0               | 156,288.0       | 156,288.0   | 0.0      | 100.0       |
| Ondo         | 0.0               | 205,700.0       | 205,700.0   | 0.0      | 100.0       |
| Rivers       | 0.0               | 122,842.3       | 122,842.3   | 0.0      | 100.0       |
| Taraba       | 0.0               | 66,049.5        | 66,049.5    | 0.0      | 100.0       |
| Yobe         | 0.0               | 171,873.0       | 171,873.0   | 0.0      | 100.0       |
| TOTAL        | 53,655.0          | 2,514,044.1     | 2,567,699.1 | 2.1      | 97.9        |

**Table 2.2.3.18b Percentage Distribution of Fish Farmers by Access and Ownership of Information and Communication Technology Facility 2006 (Contd)**

| STATE        | TELEPHONE MOPBILE |                    |             |             |                |
|--------------|-------------------|--------------------|-------------|-------------|----------------|
|              | TOTALA<br>CCESS   | TOTAL NO<br>ACCESS | TOTAL       | %<br>ACCESS | % NO<br>ACCESS |
| Akwa ibom    | 148,831.9         | 97,737.7           | 246,569.6   | 60.4        | 39.6           |
| Anambra      | 66,879.0          | 0.0                | 66,879.0    | 100.0       | 0.0            |
| Bayelsa      | 18,617.5          | 39,557.2           | 58,174.7    | 32.0        | 68.0           |
| Borno        | 0.0               | 83,312.0           | 83,312.0    | 0.0         | 100.0          |
| Cross rivers | 42,690.0          | 19,922.0           | 62,612.0    | 68.2        | 31.8           |
| Delta        | 56,931.3          | 494,864.7          | 551,796.0   | 10.3        | 89.7           |
| Edo          | 22,232.0          | 33,348.0           | 55,580.0    | 40.0        | 60.0           |
| Gombe        | 0.0               | 22,671.0           | 22,671.0    | 0.0         | 100.0          |
| Jigawa       | 0.0               | 114,171.0          | 114,171.0   | 0.0         | 100.0          |
| Katsina      | 0.0               | 30,975.0           | 30,975.0    | 0.0         | 100.0          |
| Kebbi        | 0.0               | 153,272.6          | 153,272.6   | 0.0         | 100.0          |
| Kogi         | 51,737.4          | 123,938.1          | 175,675.5   | 29.5        | 70.5           |
| Lagos        | 24,730.0          | 0.0                | 24,730.0    | 100.0       | 0.0            |
| Niger        | 36,998.4          | 161,529.6          | 198,528.0   | 18.6        | 81.4           |
| Ogun         | 13,024.0          | 143,264.0          | 156,288.0   | 8.3         | 91.7           |
| Ondo         | 91,960.0          | 113,740.0          | 205,700.0   | 44.7        | 55.3           |
| Rivers       | 49,274.9          | 73,567.3           | 122,842.3   | 40.1        | 59.9           |
| Taraba       | 7,060.5           | 58,989.0           | 66,049.5    | 10.7        | 89.3           |
| Yobe         | 70,561.0          | 101,312.0          | 171,873.0   | 41.1        | 58.9           |
| TOTAL        | 486,145.3         | 1,866,171.3        | 2,352,316.6 | 20.7        | 79.3           |

**Table 2.2.3.18b Percentage Distribution of Fish Farmers by Access and Ownership of Information and Communication Technology Facility 2006 (Contd)**

| STATE        | PERSONAL COMPUTERS |                 |           |          |            |
|--------------|--------------------|-----------------|-----------|----------|------------|
|              | TOTAL ACCESS       | TOTAL NO ACCESS | TOTAL     | % ACCESS | %NO ACCESS |
| Akwa ibom    | 3,561              | 243,009         | 246,570   | 1.4      | 98.6       |
| Anambra      | 0                  | 66,879          | 66,879    | 0.0      | 100.0      |
| Bayelsa      | 0                  | 58,175          | 58,175    | 0.0      | 100.0      |
| Borno        | 0                  | 83,312          | 83,312    | 0.0      | 100.0      |
| Cross_rivers | 8,538              | 54,074          | 62,612    | 13.6     | 86.4       |
| Delta        | 0                  | 551,796         | 551,796   | 0.0      | 100.0      |
| Edo          | 0                  | 55,580          | 55,580    | 0.0      | 100.0      |
| Gombe        | 0                  | 22,671          | 22,671    | 0.0      | 100.0      |
| Jigawa       | 0                  | 114,171         | 114,171   | 0.0      | 100.0      |
| Katsina      | 0                  | 30,975          | 30,975    | 0.0      | 100.0      |
| Kebbi        | 0                  | 153,273         | 153,273   | 0.0      | 100.0      |
| Kogi         | 0                  | 175,676         | 175,676   | 0.0      | 100.0      |
| Lagos        | 0                  | 24,730          | 24,730    | 0.0      | 100.0      |
| Niger        | 36,998             | 161,530         | 198,528   | 18.6     | 81.4       |
| Ogun         | 0                  | 156,288         | 156,288   | 0.0      | 100.0      |
| Ondo         | 0                  | 205,700         | 205,700   | 0.0      | 100.0      |
| Rivers       | 11,456             | 111,386         | 122,842   | 9.3      | 90.7       |
| Taraba       | 0                  | 66,050          | 66,050    | 0.0      | 100.0      |
| Yobe         | 0                  | 171,873         | 171,873   | 0.0      | 100.0      |
| TOTAL        | 60,463             | 2,507,146       | 2,549,200 | 1.6      | 98.4       |

**Table 2.2.3.18b Percentage Distribution of Fish Farmers by Access and Ownership of Information and Communication Technology Facility 2006 (Contd)**

| STATE        | INTERNET           |                     |            |             |
|--------------|--------------------|---------------------|------------|-------------|
|              | TOTAL NO ACCESS    | TOTAL               | % ACCESS   | %NO ACCESS  |
| Akwa ibom    | 243,009.0          | 246,569.57          | 1.4        | 98.6        |
| Anambra      | 66,879.0           | 66,879.00           | 0.0        | 100.0       |
| Bayelsa      | 58,174.7           | 58,174.67           | 0.0        | 100.0       |
| Borno        | 83,312.0           | 83,312.00           | 0.0        | 100.0       |
| Cross_rivers | 62,612.0           | 62,612.00           | 0.0        | 100.0       |
| Delta        | 551,796.0          | 551,796.01          | 0.0        | 100.0       |
| Edo          | 55,580.0           | 55,580.00           | 0.0        | 100.0       |
| Gombe        | 22,671.0           | 22,671.00           | 0.0        | 100.0       |
| Jigawa       | 114,171.0          | 114,171.00          | 0.0        | 100.0       |
| Katsina      | 30,975.0           | 30,975.00           | 0.0        | 100.0       |
| Kebbi        | 153,272.6          | 153,272.63          | 0.0        | 100.0       |
| Kogi         | 175,675.5          | 175,675.50          | 0.0        | 100.0       |
| Lagos        | 24,730.0           | 24,730.00           | 0.0        | 100.0       |
| Niger        | 161,529.6          | 198,528.00          | 22.9       | 81.4        |
| Ogun         | 156,288.0          | 156,288.00          | 0.0        | 100.0       |
| Ondo         | 205,700.0          | 205,700.00          | 0.0        | 100.0       |
| Rivers       | 122,842.3          | 122,842.25          | 0.0        | 100.0       |
| Taraba       | 66,049.5           | 66,049.50           | 0.0        | 100.0       |
| Yobe         | 171,873.0          | 171,873.00          | 0.0        | 100.0       |
| <b>TOTAL</b> | <b>2,527,140.2</b> | <b>2,549,199.93</b> | <b>0.9</b> | <b>99.1</b> |

**Table 2.2.3.18b Percentage Distribution of Fish Farmers by Access and Ownership of Information and Communication Technology Facility 2006 (Contd)**

| STATE        | WEBSITE        |                    |                    |            |
|--------------|----------------|--------------------|--------------------|------------|
|              | TOTAL ACCESS   | TOTAL NO ACCESS    | TOTAL              | %ACCESS    |
| Akwa ibom    | 0.0            | 246,569.6          | 246,569.6          | 0.0        |
| Anambra      | 0.0            | 66,879.0           | 66,879.0           | 0.0        |
| Bay`elsa     | 0.0            | 58,174.7           | 58,174.7           | 0.0        |
| Borno        | 0.0            | 83,312.0           | 83,312.0           | 0.0        |
| Cross_rivers | 0.0            | 62,612.0           | 62,612.0           | 0.0        |
| Delta        | 0.0            | 551,796.0          | 551,796.0          | 0.0        |
| Edo          | 0.0            | 55,580.0           | 55,580.0           | 0.0        |
| Gombe        | 0.0            | 22,671.0           | 22,671.0           | 0.0        |
| Jigawa       | 0.0            | 114,171.0          | 114,171.0          | 0.0        |
| Katsina      | 0.0            | 30,975.0           | 30,975.0           | 0.0        |
| Kebbi        | 0.0            | 153,272.6          | 153,272.6          | 0.0        |
| Kogi         | 0.0            | 175,675.5          | 175,675.5          | 0.0        |
| Lagos        | 0.0            | 24,730.0           | 24,730.0           | 0.0        |
| Niger        | 36,998.4       | 161,529.6          | 198,528.0          | 18.6       |
| Ogun         | 0.0            | 156,288.0          | 156,288.0          | 0.0        |
| Ondo         | 0.0            | 205,700.0          | 205,700.0          | 0.0        |
| Rivers       | 0.0            | 122,842.3          | 122,842.3          | 0.0        |
| Taraba       | 0.0            | 66,049.5           | 66,049.5           | 0.0        |
| Yobe         | 0.0            | 171,873.0          | 171,873.0          | 0.0        |
| <b>TOTAL</b> | <b>18499.2</b> | <b>1,265,350.4</b> | <b>1,283,849.6</b> | <b>1.4</b> |

The table shows that 76.8 per cent of those interviewed had access to Radio with majority of the farmers having access to ICT. It was observed that a new trend of people using ICT facilities has increased tremendously, this is a welcome development.

Only in Niger State that we had positive response of those who have access to Intranet and Website. Many of those interviewed owned one form of ICT or more. The degree of ownership of ICT facilities has improved greatly among the People. Ownership of Intranet, Website and Personal Computers were reported in Niger State only. For further details see appendix.

## Chapter Three

### NATIONAL INTEGRATED SURVEY OF ESTABLISHMENTS

#### 3.1 WHOLESALE AND RETAIL TRADE

**Table 3.1 Wholesale and Retail Trade**

| Item                           | 1 <sup>st</sup> Half<br>2006 | 2 <sup>nd</sup> Half<br>2006 |
|--------------------------------|------------------------------|------------------------------|
| No. of Persons Engaged         | 1,939,076                    | 1,981,389                    |
| No. of Operatives              | 17,389                       | 18,162                       |
| Emolument of Employees (N'000) | 9,412,065                    | 9,609,840                    |
| Cost of Goods Sold (N'000)     | 85,231,031                   | 108,434,029                  |
| Value of Sales (N'000)         | 175,146,003                  | 194,099,680                  |
| Gross Margin (N'000)           | 89,914,972                   | 85,665,660                   |
| Cost of Operation (N'000)      | 88,114,172                   | 93,020,435                   |
| Total Working Capital (N'000)  | 29,823,335                   | 29,176,783                   |

#### MONETARY ITEMS ON WHOLESALE AND RETAIL TRADE

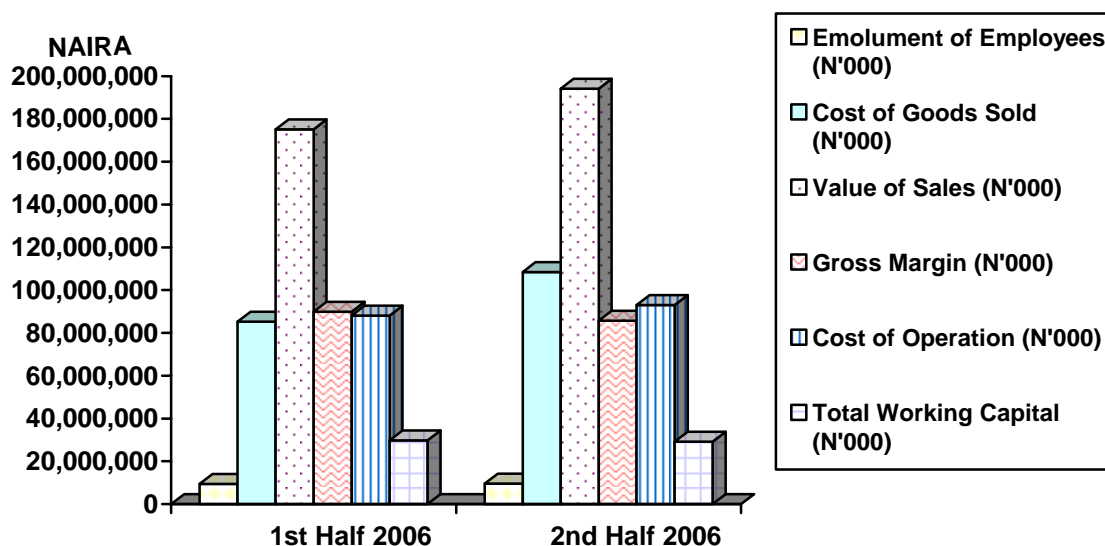


Figure 3.1

### 3.1.1 **Number of Persons Engaged**

Table 3.1 shows that the number of persons engaged (1,939,076) in first half 2006 increased marginally by 2.18 per cent in the second half 2006, to 1,981,389 persons.

The number of operatives also recorded a marginal increase of 4.45 per cent from 17,389 in the first half 2006 to 18,162 operatives in the second half of the same year.

### 3.1.2 **Emolument of Employees**

A total amount of about N9.41 billion for first half 2006 as against N9.61 billion for second half of the same year was paid to employees. This indicates that there was 2.13 per cent increase in the emolument of employees from first half to the second half of the same year.

### 3.1.3 **Cost of Goods Sold**

In Table 3.1 above, the cost of good sold in the first half of 2006 was about N85.23 billion while that of the Second half 2006 was about N108.43 billion, indicating an increase of about 27.22 per cent in the same year.

### 3.1.4 **Value of Sales**

The value of sales in the first half and Second half of 2006 were N175.14 billion and N194.10 billion respectively. This indicates an increase of 10.83 per cent.

### 3.1.5 **Gross Margin**

In Table 3.1 above N89.9 billion was recorded in the first half of 2006 as gross margin while that of Second half 2006 was N85.67 billion. This indicates a decrease of 4.72 per cent.

### 3.1.6 **Cost of Operation**

The cost of operation was ~~N~~88.11 billion for first half of 2006 and ~~N~~93.02 billion for the second half of the same year. This indicates a percentage increase of 5.57 per cent.

### 3.1.7 **Total Working Capital**

The working capital decreased, marginally from ~~N~~29.82 billion in the first half to ~~N~~29.18 billion in the second half of the same year. This shows a percentage decrease of 2.15 per cent.



## 3.2 HOTELS AND RESTAURANTS

Table 3.2: Hotels and Restaurants

| Item   | 1st Half 2006 | 2nd Half 2006 |
|--|---------------|---------------|
| Employment   | 61,468        | 67,874        |
| Emolument (₦'000)                                      | 4,731,934     | 5,621,890     |
| Income from Accommodation: Nigerian Guests (₦ '000)    | 30,439,178    | 32,542,373    |
| Income from Accommodation: Non-Nigerian Guests (₦'000) | 307,653       | 319,017       |
| Capacity Utilized by percentage                        | 59            | 59            |
| Number of Lodger Nights                                | 4,035,844     | 4,066,614     |
| Number of Lodger Rooms                                 | 6,801,737     | 6,864,201     |
| Number of Lodger Beds                                  | 6,419,622     | 6,383,319     |
| Number of Lodger Tourists                              | 82,616        | 89,289        |

### MONETARY ITEMS ON HOTELS AND RESTAURANTS

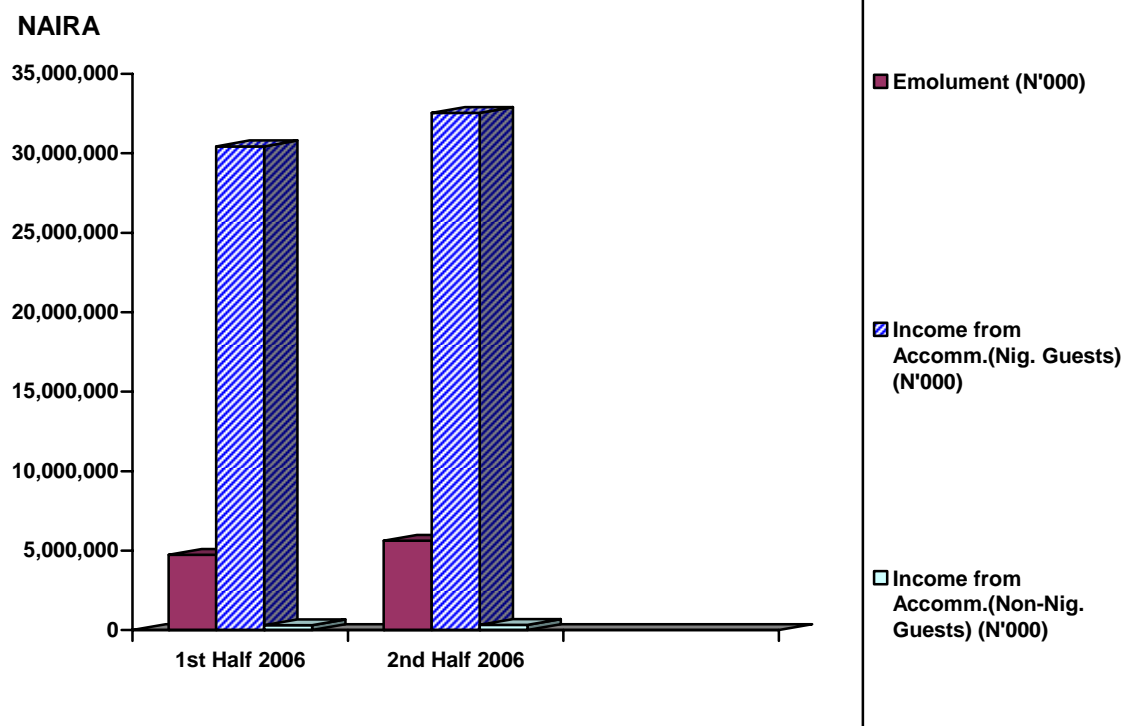


Figure 3.2

### 3.2.1 **Employment**

With reference to Table 3.2, the number of persons employed in the Hotels and Restaurants Industry rose from 61468 in first half 2006 to 67,874 in second half of the same year, indicating an increase of 10.42 per cent.

### 3.2.2 **Emolument**

About ~~N~~4.73 billion and ~~N~~5.62 billion for first half and second half of 2006 respectively were paid to workers as emolument. This shows an increase of 18.82 per cent.

### 3.2.3 **Income from Accommodation: Nigerian Guests**

The total income from Nigerian Guests on Accommodation in the first half 2006 was about N30.44 billion while that of the second half of the same year was about ~~N~~32.54 billion. This indicates an increase of 6.90 per cent.

### 3.2.4 **Income from Accommodation: Non Nigerian Guests**

The total income on accommodation from Non-Nigerian Guests rose from about N307.65 million in the first half 2006 to about ~~N~~319.11 million in the Second half 2006, indicating an increase of 3.73 per cent.

### 3.2.5 **Capacity Utilized by Percentage**

The capacity utilized by the Hotels and Restaurants Industry remained constant at 59 per cent for first half and second half of year 2006.

### 3.2.6 **No. of Lodger Nights**

The number of lodger nights increased marginally from 4,035,844 in the first half of the year to 4,066,614 in the second half of the same year. This shows a marginal increase of 0.8 per cent.

### 3.2.7 **No. of Lodger Rooms**

The number of lodger rooms increased from 6,801,737 in the first half to 6,864,201 in the second half of the year 2006 indicating a marginal increase of 0.9 percent.

### 3.2.8 **No. of Lodger Beds**

The number of lodger beds decreased by 0.56 per cent (36,703), from 6,419,622 in the first half to 6,383,319 lodger beds in the second half of the year.

### 3.2.9 **No. of Lodger Tourists**

The number of lodger tourists increased by 8.1 per cent from 82,616 in the first half to 89,289 in the second half of the year 2006.

### 3.3 BUILDING AND CONSTRUCTION

Table 3.3 Building and Construction

| Item                          | 1st Half 2006 | 2nd Half 2006 |
|-------------------------------|---------------|---------------|
| Number of Persons Engaged     | 766,866       | 746,210       |
| Number of Artisans            | 10,922        | 12,633        |
| Emolument (N'000)             | 2,461,241     | 2,981,299     |
| Value of Work Done (N'000)    | 119,572,992   | 117,199,674   |
| Total Working Capital (N'000) | 51,133,693    | 47,419,946    |

MONETARY ITEMS ON BUILDING AND CONSTRUCTION

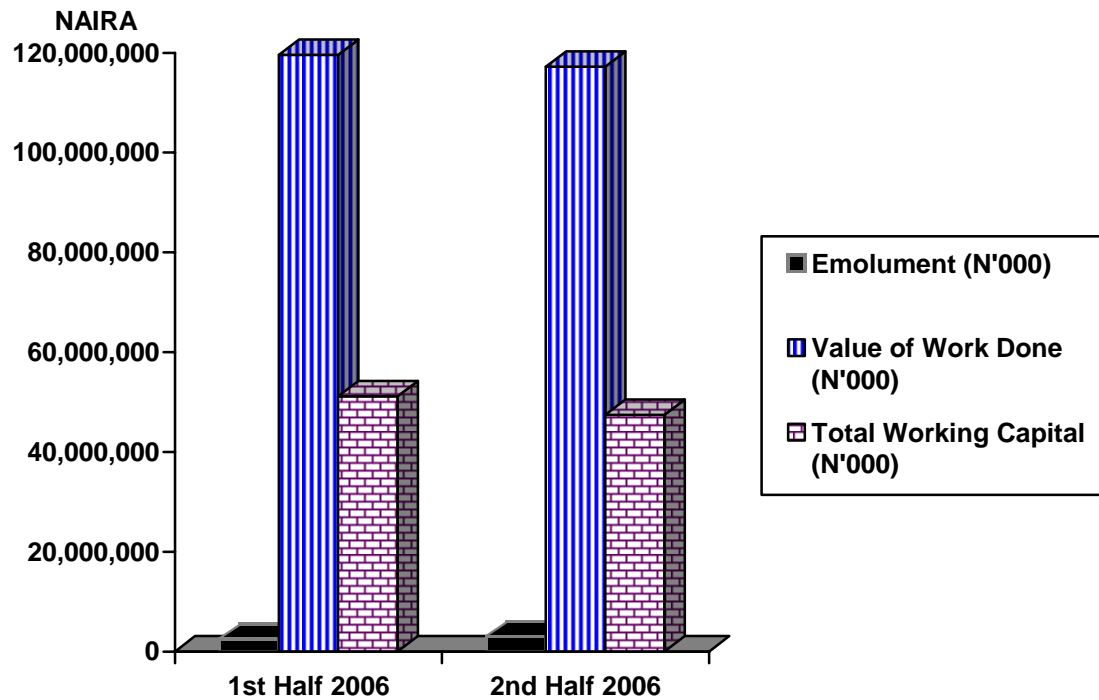


Figure 3.3

### 3.3.1 Number of Persons Engaged

In table 3.3 above, the number of persons engaged in building and construction industry in the first half of 2006, was 766, 866 and it decreased to 746, 210 in the second half of the same year. The fall represents 2.70 per cent.

Of the number of persons engaged in the first half of year 2006; 10,922 persons were Artisans. The number rose to 12,633 in the second half of the same year, in spite of the drop in the number of persons engaged in the second half.

### 3.3.2 Emolument

The total emolument paid to workers in the sector was ~~N~~2.46 billion in the first half of 2006. It increased by 21.13 per cent to ~~N~~2.98 billion in the second half of the same year. This might have been as a result of engaging more professionals in that sector, who earned robust salaries and other benefits.

### 3.3.3. Value of work done

The value of work done in the first half of 2006 was ~~N~~119.57 billion, while in the second half of the same year, the value of work done dropped to ~~N~~117.20 billion with 19.85 per cent fall.

### 3.3.4 Total Working Capital

The total working capital for the first half of 2006 was ~~N~~ 51.13 billion, while the second half of the same year was ~~N~~47.42 billion. This shows a drop of ~~N~~3.71 billion (representing 7.26 percent).

### 3.4 MANUFACTURING INDUSTRY

**Table 3.4 Manufacturing Industry**

| ITEM                              | 1st Half 2006 | 2 <sup>nd</sup> Half 2006 |
|-----------------------------------|---------------|---------------------------|
| Number of Persons Engaged         | 382,717       | 387,964                   |
| Number of Paid Employees          | 287,176       | 289,239                   |
| Emolument of Employees (₦'000)    | 253,033,359   | 266,746,977               |
| Value of Sales (₦'000)            | 1,801,739,912 | 1,954,766,423             |
| Operating Cost (₦'000)            | 771,032,543   | 914,395,282               |
| Total Capital Expenditure (₦'000) | 730,264,448   | 761,185,490               |
| Capacity Utilization (%)          | 54            | 55                        |

#### MONETARY ITEMS ON MANUFACTURING

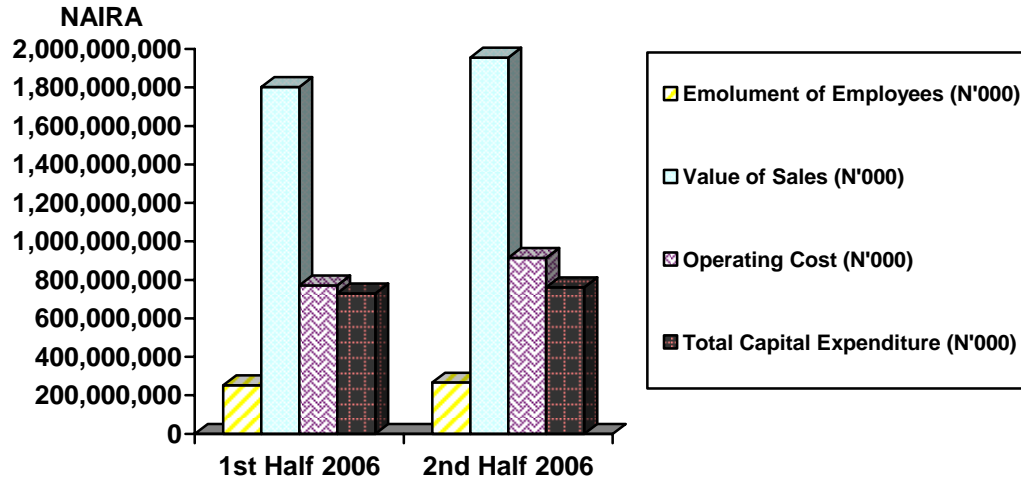


Figure 3.4

#### 3.4.1 **Number of Persons Engaged:**

In manufacturing sector, 382,717 persons were engaged in the first half of 2006, while 387,964 persons were engaged in the second half of the same year. This shows an increase of 1.37 per cent.

Of the number of persons engaged in the first half of year 2006, 287,176 persons were paid employees. The number of paid employees for the second half was 289,239, showing an increase of 0.72 per cent.

#### 3.4.2 **Emolument of Employees**

A total of ₦253.03 billion was paid to employees in the first half of year 2006, while in the second half of the same year; ₦266.75 billion was paid to workers. This shows an increase of ₦13.72 billion (representing 5.42 per cent).

#### 3.4.3 **Value of Sales**

The total value of sales in the first half of the year 2006 was ₦1,801.74 billion, while the value of sales for the second half of the same year was ₦1,954.77 billion, showing a rise of 8.49 per cent.

#### 3.4.4 **Operating Cost**

The manufacturing industry spent ₦771.03 billion on running cost in the first half of 2006 and approximately ₦914.40 billion in the second half of the same year. The rise on running cost represents 18.59 per cent.

#### 3.4.5 **Total Capital Expenditure**

The sector invested ₦730.26 billion on capital formation in the first half of 2006, while ₦761.19 billion was expended in the second half of the same year. This shows a rise of 4.24 per cent.

#### 3.4.6 **Capacity Utilization**

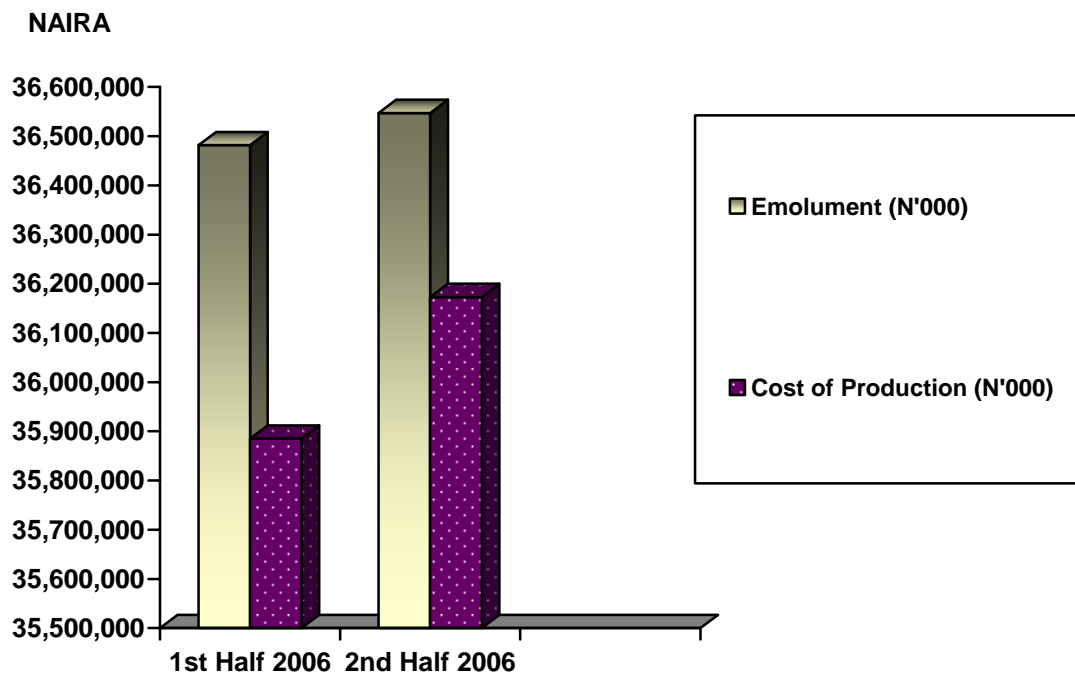
The installed capacity utilized by the sector was 54 per cent in the first half of 2006 and it increased to 55 per cent in the second half of the same year, showing one percentage point increase.

### 3.5 MINING AND QUARRYING

**Table 3.5 Mining and Quarrying**

| Item                          | 1st Half 2006 | 2nd Half 2006 |
|-------------------------------|---------------|---------------|
| Number of Persons Engaged     | 11,152        | 10,760        |
| Number of Operatives          | 5,916         | 6,164         |
| Emolument (N'000)             | 36,481,638    | 36,547,128    |
| Mineral Production (M/Tonnes) | 1,602,548     | 1,563,013     |
| Cost of Production ((N'000)   | 35,885,061    | 36,173,138    |

**MONETARY ITEMS ON MINING AND QUARRYING**



**Figure 3.5**

### **3.5.1 Number of Persons Engaged**

Table 3.5 above shows that, the number of persons engaged decreased from 11,152 in first half 2006 to 10,760 workers in the second half of the same year, showing a decrease of 3.52 per cent.

### **3.5.2 Number of Operatives**

The number of operatives which was 5,916 in first half rose to 6,164 in the second year of 2006, showing a percentage increase of 4.20 (248 operatives).

### **3.5.3 Emolument**

A total emolument of about ₦36.48 billion was paid to workers in the first half 2006. While that of the second half of the same year was about ₦36.55 billion, indicating a slight increase of 0.19 per cent.

### **3.5.4 Mineral Production**

The volume of mineral produced in the first half of 2006 was 1,602,548 Metric Tonnes while that of the Second half 2006 was 1,563,013 Metric Tonnes. This represents a decrease of about 2.5 per cent (39 535 Metric Tonnes)

### **3.5.5 Cost of Production**

The cost of production (₦36.17 billion) as shown in Table 3.5 above for second half 2006, indicates a marginal increase of 0.80 percent over that of the first half 2006 which was ₦35.89 billion.



### 3.6 PRIVATE PROFESSIONAL SERVICES

**Table 3.6: Private Professional Services**

| ITEM                          | First Half 2006 | Second Half 2006 |
|-------------------------------|-----------------|------------------|
| Employment                    | 14,573          | 16,041           |
| Emolument (N'000)             | 1,979,515       | 2,447,635        |
| Operating Expenses (N'000)    | 3,771,459       | 4,543,756        |
| Total Receipt (N'000)         | 22,440,449      | 23,992,712       |
| Total Working Capital (N'000) | 21,271,471      | 22,064,087       |

**MONETARY ITEMS ON PRIVATE PROFESSIONAL SERVICES**

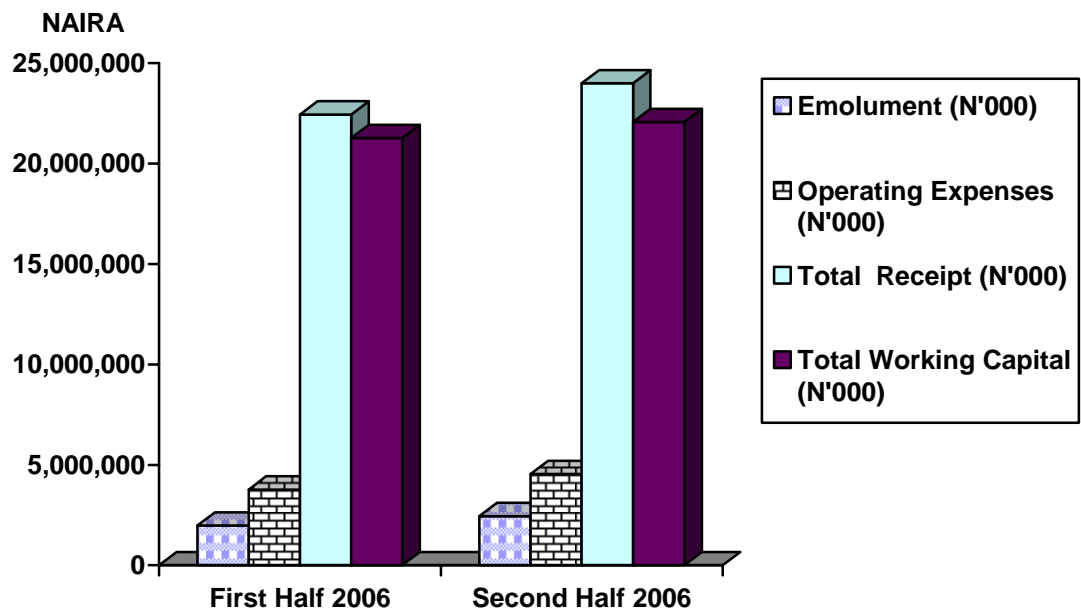


Figure 3.6

### 3.6.1 **Employment**

In Table 3.6 above, the total number of persons employed in the first half of 2006 was 14,573 while that of the second half of the same year was 16,041 workers, indicating an increase of 10.07 per cent (1,468 workers).

### 3.6.2 **Emolument**

With reference to Table 3.6, the total wages and salaries and supplementary benefits earned by workers in the first half of 2006, was about ₦1.98 billion while that of the second half was about ₦2.45 billion, representing an increase of about 23.65 per cent.

### 3.6.3 **Operating Expenses**

The total operating expenses in the first half of 2006, was ₦3.77 billion and this increased by 20.42 per cent to ₦4.54 billion in the second half of the same year.

### 3.6.4 **Total Receipt**

The total receipt in Table 3.6 was ₦22.44 billion recorded for first half 2006, while about ₦23.99 billion accrued to the sector in the second half of the same year, indicating an increase of about 6.91 per cent.

### 3.6.5 **Total Working Capital**

A total working capital of ₦21.27 billion was recorded in the first half of 2006 and increased by 3.71 per cent to ₦22.06 billion in the second half of the same year.

### 3.7 ORGANISED ROAD TRANSPORT OPERATORS

Table 3.7 Organized Road Transport Operators

| ITEM                                   | First Half 2006 | Second Half 2006 |
|--|-----------------|------------------|
| Number of Persons Engaged              | 61,386          | 65,602           |
| Number of Operatives                   | 34,646          | 32,929           |
| Emolument (N'000)                      | 5,743,544       | 6,938,341        |
| Gross Addition to Fixed Assets (N'000) | 3,517,331       | 3,311,193        |
| Operating Cost (N'000)                 | 7,272,441       | 8,030,557        |
| Total Receipts (N'000)                 | 38,009,963      | 41,750,616       |
| Total Fleet                            | 19,164          | 19,364           |

MONETARY ITEMS ON ORGANISED ROAD TRANSPORT OPERATORS

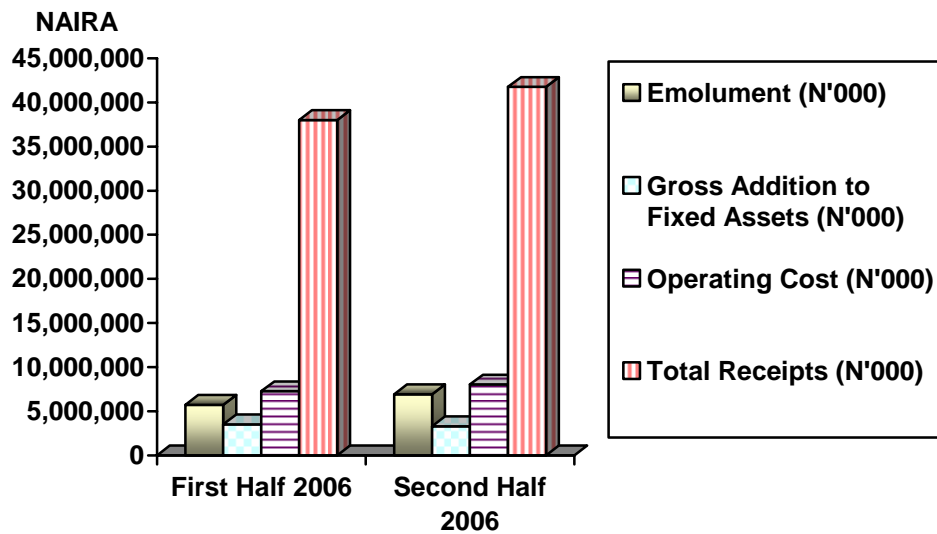


Figure 3.7

### **3.7.1 Number of Persons Engaged**

The organized road transport operators in the first half of 2006 engaged 61,386 persons. Of which 34,646 (56.44 percent) persons were operatives. While 65,602 persons were engaged in the second half of the same year; showing an increase of 6.87 per cent. 32,929 operatives were engaged in the second half of year 2006.

### **3.7.2 Emolument**

A total emolument of ₦5.74 billion was paid to workers in the first half of 2006, while ₦6.93 billion was paid to employees in second half of the same year; showing an increase of ₦1.19 billion, representing 20.73 percent.

### **3.7.3 Gross Addition to Fixed Assets**

The organized road transport operators invested ₦3.52 billion on fixed assets in the first half of 2006, while ₦3.31 billion was expended in second half of the same year.

### **3.7.4 Operating Cost**

A total of ₦7.27 billion was spent on running cost of the sector in the first half of 2006, while the operating cost increased by 10.45 per cent in second half of the year.

### **3.7.5 Total Receipts**

A total income of ₦38.01 billion was generated in the first half of 2006, while the revenue accrued to the sector in second half of the year amounted to ₦45.75 billion. This result shows an increase of ₦7.74 billion, representing 20.36 percent.

### **3.7.6 Total Fleet:**

The number of vehicles in the fleet was 19,164 in the first half of 2006. In the second half of the year, the number of vehicles was 19,364, showing slight increase of 1.04 per cent.

### 3.8 BALANCE OF PAYMENTS

Table 3.8 Balance of Payments

| Item                    | First Half 2006 | Second Half 2006 |
|-------------------------|-----------------|------------------|
| Total Receipts (\$'000) | 5,734,810       | 4,979,966        |
| Total Payments (\$'000) | 4,265,451       | 4,258,429        |

#### MONETARY ITEMS ON BALANCE OF PAYMENTS

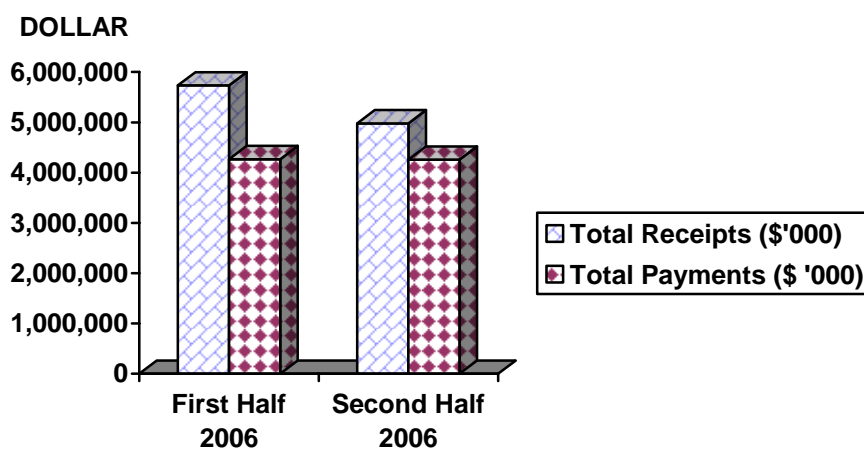


Figure 3.8

#### 3.8.1 Total Receipts and Payments

A total of \$5.73 billion was received by the financial sector in the first half of 2006. While a total of \$4.27 billion was paid in the same first half of the year. This indicates a surplus of \$1.46 billion, representing 25.48 percent.

Similarly, \$4.98 billion was received in the second half of 2006 and a total of \$4.26 was paid in the same second half of the year, leaving a surplus of \$0.72 billion.

In overall assessment, balance of payments was not in deficits in banking and finance sector of the economy in the year 2006.

### 3.9 CORPORATE NON-FINANCIAL

Table 3.9 Corporate Non-Financial

| SECTOR                                  | ASSETS 2006 |                            |
|---|-------------|----------------------------|
|   | NIGERIA     | FOREIGN PRIVATE INVESTMENT |
| Agriculture, Mining & Quarrying (N'000) | 34,384      | 6,873                      |
| Building and Construction (N'000)       | 1,660,570   | 46,258                     |
| Manufacturing (N'000)                   | 19,503,338  | 8,134,495                  |
| Trading & Business Services (N'000)     | 103,060     | 6,624,121                  |
| Transport and Communication (N'000)     | 1,075,028   | -                          |
| Others (N'000)                          | 6,719,197   | 521,444                    |

INVESTMENT ON ASSETS IN NIGERIA AND FOREIGN COUNTRY

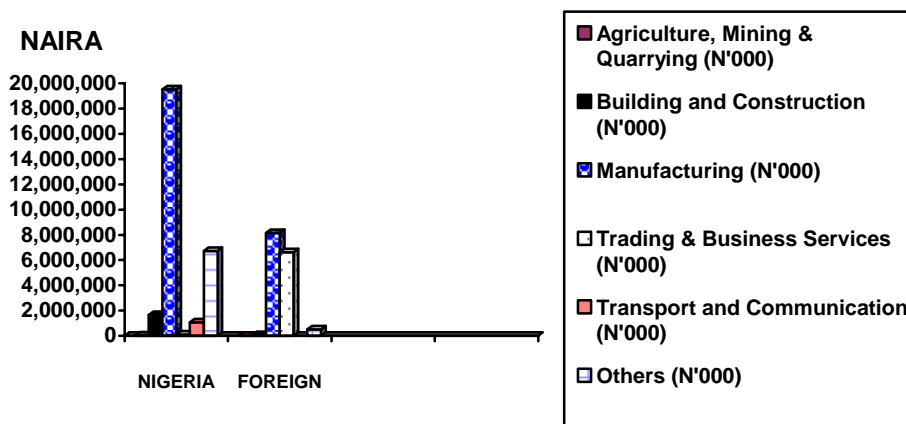


Figure 3.9

**3.9.1 Agriculture, Mining and Quarrying:**

The total value of assets of Agriculture, Mining and Quarrying in Nigeria was ₦34.38 million as at 31<sup>st</sup> December 2006. While foreign private investment in the sector in the same period was ₦6.87 million.

**3.9.2 Building and Construction:**

The total assets value of building and construction sector in Nigeria was ₦1.66 billion as at 31<sup>st</sup> December 2006; while foreign private investment in the industry in the same period was ₦46.26 million.

**3.9.3 Manufacturing and Processing:**

The total assets value in manufacturing sector in Nigeria was ₦19.50 billion as at 31<sup>st</sup> December 2006. Similarly, in the same period, the foreign private investment in the industry was ₦8.13 billion.

**3.9.4 Trading and Business Services:**

The total assets value in Trading and Business Services in Nigeria was ₦103.06 million as at 31<sup>st</sup> December 2006, while foreign private investment assets was ₦6.62 billion in the same year.

**3.9.5 Transport and Communication:**

The total assets value of transport and communication in Nigeria was ₦1.08 billion as at 31<sup>st</sup> December 2006. While total value of other assets in Nigeria was ₦6.72 billion as at 31<sup>st</sup> December 2006 and similarly, other foreign private investment assets over the same period was ₦521.44 million.

### 3.10.1 MODERN AGRICULTURAL HOLDINGS

**Table 3.10.1 Area Cultivated and Production of Crops**

| S/N          | CROP                  | AREA CULTIVATED (HECTARES) | PRODUCTION (TONNES) |
|--------------|-----------------------|----------------------------|---------------------|
| 1            | Millet                | 1,802                      | 1,148               |
| 2            | Guinea Corn (Sorghum) | 5,046                      | 4,066               |
| 3            | Groundnut (Peanut)    | 5,684                      | 5,815               |
| 4            | Beans (Cowpeas)       | 2,051                      | 1,322               |
| 5            | Yam                   | 2,022                      | 17,426              |
| 6            | Maize                 | 5,303                      | 5,047               |
| 7            | Cassava               | 1,025                      | 8,264               |
| 8            | Rice                  | 2,168                      | 1,473               |
| 9            | Melon                 | 1,612                      | 1,129               |
| 10           | Soya Beans            | 1,612                      | 1,452               |
| 11           | Onions                | 8                          | 10                  |
| 12           | Banana                | 73                         | 10                  |
| 13           | Guava                 | 29                         | 163                 |
| 14           | Rubber                | 5,860                      | 72,677              |
| 15           | Plantain              | 88                         | 309                 |
| 16           | Mango                 | 366                        | 848                 |
| 17           | Oil Palm              | 6,123                      | 3,575               |
| 18           | Pineapple             | 15                         | 161                 |
| 19           | Vegetable             | 249                        | 123                 |
| 20           | Cocoa                 | 258                        | 67                  |
| 21           | Bambara Nut           | 176                        | 137                 |
| 22           | Beniseed              | 395                        | 54                  |
| 23           | Cashew                | 587                        | 403                 |
| <b>Total</b> |                       | <b>42,552</b>              | <b>125,679</b>      |

#### 3.10.1(a) Area Cultivated

The first 10 crops as shown in Table 3.10.1 belong to the group of "Major Crops". The area cultivated for these crops ranges between 1025 hectares for cassava and 5684 hectares for Groundnuts (Peanut). The total areas cultivated for production of the 23 crops above in the year 2006 was 42,552 hectares.

#### 3.10.1(b) Production

The total quantity produced of the 23 crops in Table 3.10.1 in year 2006 was 125,679 Tonnes. Rubber production ranked the highest with 72,677 tonnes while onions and banana ranked lowest with the production of 10 tonnes each.



**Table 3.10.2 Number of Livestock by Type and Sex**

| Type of Livestock | Number of Livestock |             |               | Number of Females |                    |
|-------------------|---------------------|-------------|---------------|-------------------|--------------------|
|                   | Total               | Male        | Female        | Producing Milk    | Not Producing Milk |
| Cattle            | 22966               | 5453        | 17514         | 2836              | 14678              |
| Sheep             | 3113                | 799         | 2314          | 0                 | 0                  |
| Goat              | 5233                | 771         | 4461          | 0                 | 0                  |
| Camel             | 0                   | 0           | 0             | 0                 | 0                  |
| Donkey            | 0                   | 0           | 0             | 0                 | 0                  |
| Pigs              | 1323                | 551         | 771           | 0                 | 0                  |
| Others            | 385                 | 165         | 220           | 0                 | 0                  |
| <b>TOTAL</b>      | <b>33019</b>        | <b>7739</b> | <b>25,280</b> | <b>2836</b>       | <b>14,678</b>      |

**3.10.2(a) Number of Livestock**

The total male livestock in year 2006 was 7,739 (23.44 per cent) while that of the female was 25,280 (76.56 per cent) of the total livestock of 33019. The livestock with highest number was cattle with 22966 (69.55 per cent) and the lowest was "Others" (i.e. livestock not named) which constitutes 1.17 per cent of the total livestock

**3.10.2(b) Number of Female Livestock Producing/Not Producing Milk**

The total number of female livestock producing milk in year 2006 was 2836 while 14678 livestock were not producing milk in the same year.

### 3.11 INFORMATION AND COMMUNICATION TECHNOLOGY (ICT) IN ESTABLISHMENTS

**Table 3.11: Information and Communication Technology (ICT) in Establishments**

| SECTOR                             | Amount invested in ICT (n'000) | Number of Employees using pc | Number of Employees having access to internet |
|------------------------------------|--------------------------------|------------------------------|---|
| Manufacturing                      | 4,392,983                      | 154,452                      | 56,715  |
| Wholesale and Retail Trade         | 9,105                          | 9,950                        | 217,174                                       |
| Organised Road Transport Operators | 159,005                        | 1,228                        | 8,270   |
| Hotels and Restaurants             | 25,041                         | 5,921                        | 6,867   |
| Mining and Quarrying               | 496                            | 562                          | 1,946   |
| Private Professional Services      | 530                            | 39,069                       | 7,276   |
| Building and Construction          | 367,849                        | 2,555                        | 41,795  |
| Total                              | 4,955,000                      | 213,737                      | 340,033                                       |

3.11.1 The manufacturing sector was ranked highest investor (about ₦4.39 billion, representing 88.60 per cent) in Information and Communication Technology (ICT) in 2006, with corresponding number 154,452 employees (representing 72.26 per cent) using Personal Computers (PCs). Although, the sector was ranked third in the series of employees having access to internet (precisely 56,715 employees, representing 16.68 per cent).

3.11.2 Building and Construction Industry ranked second with ₦367.84 million, (representing 7.42 per cent) invested on information and Communication Technology (ICT); ranked fifth with 2,555 employees (representing 1.20 per cent) using personal computers and ranked third with 41,795 employees (representing 12.29 percent), having access to internet.

3.11.3 Organized road transport operators ranked third with ₦159.01 million (representing 3.21 percent) invested in Information and Communication Technology (ICT), ranked sixth with 1,228 employees (representing 3.21 per cent) using personal computers and ranked fourth with 8,270 employees (representing 2.43 per cent) having access to internet.

3.11.4 Private Professional Services ranked second with 39,069 employees (representing 11.49 per cent) using personal computers (PCs); and ranked fifth with 7,276 employees (representing 2.14 percent) having access to internet and invested ₦530million in Information and Communication Technology (ICT) in 2006.

3.11.5 Wholesale and Retail Trade ranked highest with 217,164 employees (representing 63.87 percent) having access to internet; ranked third with 9,950 employees (representing 4.66 per cent) using Personal Computers (PCs) and ranked fifth investor with ₦9.11 million in information and communication technology (ICT) in 2006.

## Chapter Four

### ***SYSTEM OF ADMINISTRATIVE STATISTICS***

#### **4.1 Water Board Statistics**

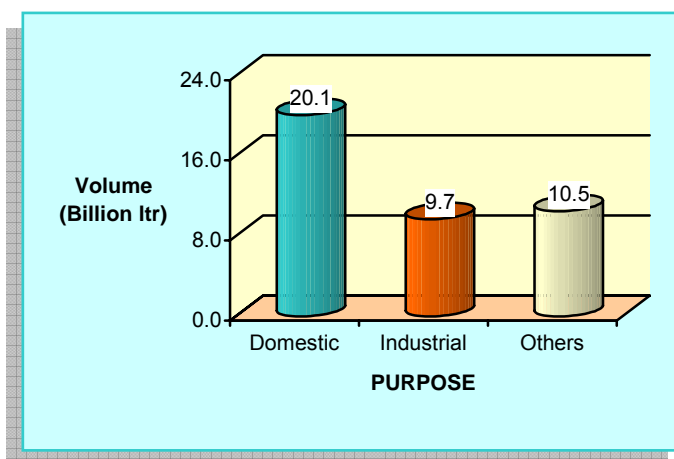
##### **4.1.1 Total Volume of Available Water by Use**

The State Governments embarked on various water projects, which are handled or co-ordinated by the Water Board. The aims and objective are to make water available for the various activities which include domestic, industrial, agricultural and other purposes.

Data on the activities of the States Water Board were obtained from 30 administrative units of government, which include 29 states and the Federal Capital Territory. Hence all tables in this section are with respect to the states and FCT.

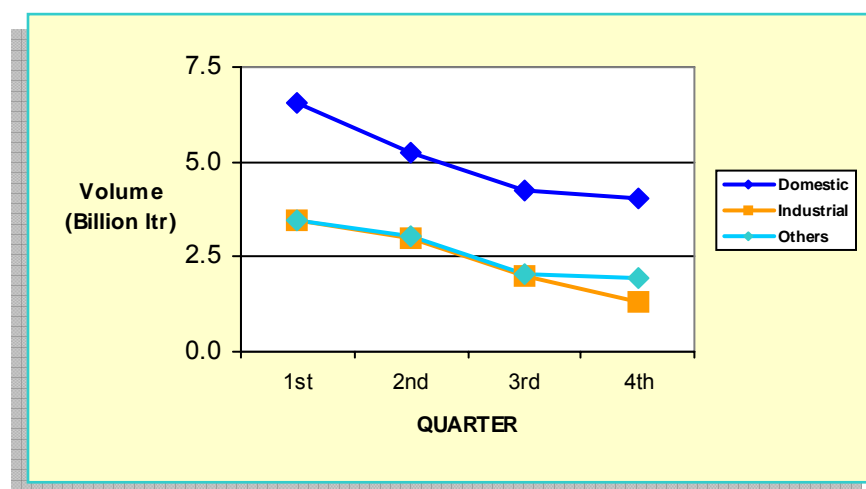
**Fig. 4.1.1** **Volume of Water Available by Purpose (2006)**

Table 4.1.1 shows that the total volume of water available in 2006 was 40.3 billion cubic litres. About half of the total volume of water available (20.1 billion litres) was used for domestic purpose while 24.1 percent (9.7 billion litres) was used for industrial purposes. The balance of 10.5 billion litres which represent 26 percent of the total volume was used for all other purposes.



**Fig. 4.1.2**

**Trend of Volume of Water Available by Quarter (2006)**



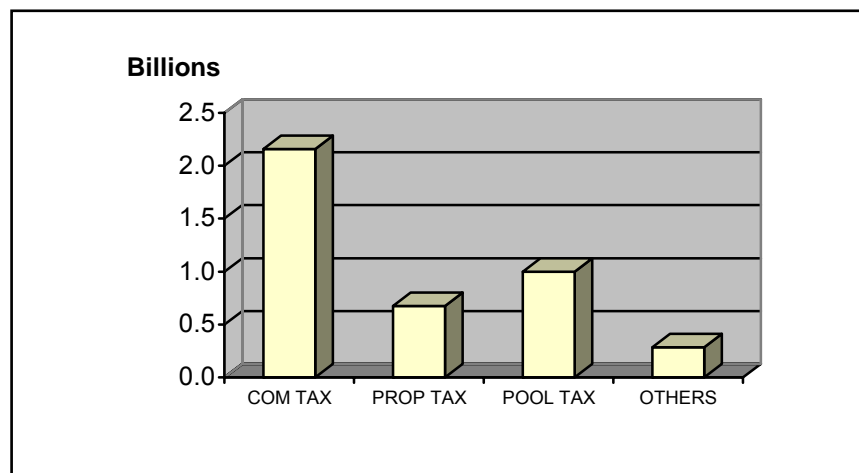
The pattern was the same in terms of the downward trend of water availability by quarter. In all cases, water was more available in the first quarter while the downward trend is observed towards the fourth quarter. (See table 4.1.1 in Appendix)

## B. LOCAL GOVERNMENT

### 4.2.1 Tax Revenue

The aggregate tax revenue by of the Local Governments in year 2006 was ₦4.12 billion. Community tax topped the sources with ₦2.16 billion, representing 52.4% of all tax revenue. Pool Tax followed with 1.0 billion naira representing 4.3% of the total. Property and Others taxes contributed the balance of 23.3%. (See Table 4.1.4 in Appendix).

Fig. 4.2 Local Government Tax Revenue (2006)



### 4.2.2 Non-Tax Revenue

The amount of money that came to the Local Governments as non-tax revenue in year 2006 was higher than the tax revenue. The total non-tax revenue was ₦19.96 billion. Interest Repayment and Dividend contributed the highest amount to the tune of ₦7.4 billion. Licences and Earnings from Sales contributed ₦3.1 billion each. Rent on Local Government Property contributed the smallest amount of ₦1.4 billion. (See Table 4.1.4 in Appendix).

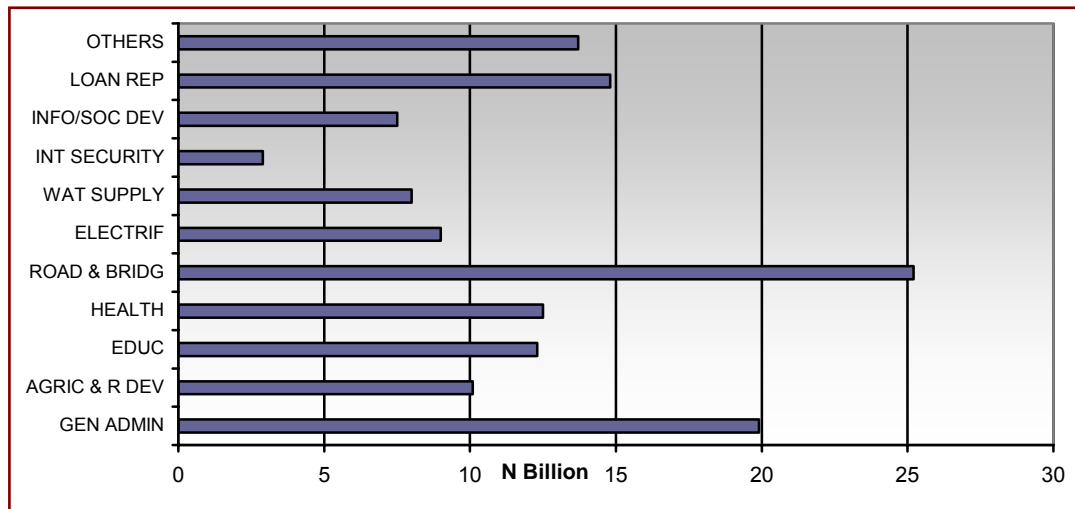
### 4.2.3 Statutory Allocations

The total statutory allocation to the Local Governments was about ₦563 billion in year 2006. This includes ₦492 billion from the Federation Account, ₦55.8 billion from Value Added Tax and ₦15.2 billion from Stabilization Fund and General Ecology. The allocation from the federation account constitutes about 87% of the total statutory allocation. The allocation from value added tax and stabilization fund respectively constitutes about 10% and 3% of the total statutory allocation. (See Table 4.1.4 in Appendix).

### 4.2.4 Recurrent Expenditure

The Local Governments' recurrent expenditure totalled ₦294.4 billion in the year 2006. Of this amount ₦162.0 billion (55.0%) was personnel cost while ₦113.8 (38.7%) was overhead cost. Pension and gratuity gulped ₦8.3 billion (2.8%), interest on loan ₦0.3 billion. ₦9.9 billion, which represents 3.4% of the total recurrent, was spent under other recurrent sub-heads.

**Fig. 4.3 Capital Expenditure of the Local Government**



#### 4.2.5 Capital Expenditure

The total capital expenditure of Local Governments in 2006 stood at ₦135.9 billion. Road and bridge construction took the lion share of ₦25.2 billion representing 18.5% of the total. General administration took ₦19.9 billion (14.6%), education; health and water supply respectively took 9.1%, 9.2% and 5.9%.

### 4.3 FISCAL OPERATION OF SUB-NATIONAL GOVERNMENTS

#### B. STATE GOVERNMENT

##### 4.3.1 Internally-Generated Revenue

One of the major sources of finance for the State Governments is the internally generated revenue. In the year 2006, all the state governments generated a total sum of ₦122.7 billion. The amount of money generated was almost uniform across the quarters but with a slight higher amount in the second quarter. This was the pattern of distribution for all the items under the sub-head. Of the total sum generated internally, Taxes accounts for ₦74.6 billion representing 60.8% of the total. This was followed by the combine revenue from Interest, Repayment and Dividend, which recorded a total sum of ₦11.9 billion or 9.7%. Fees and fines, which attracted ₦10.8 billion was 8.8% of the total internally-generated revenue of the state governments.

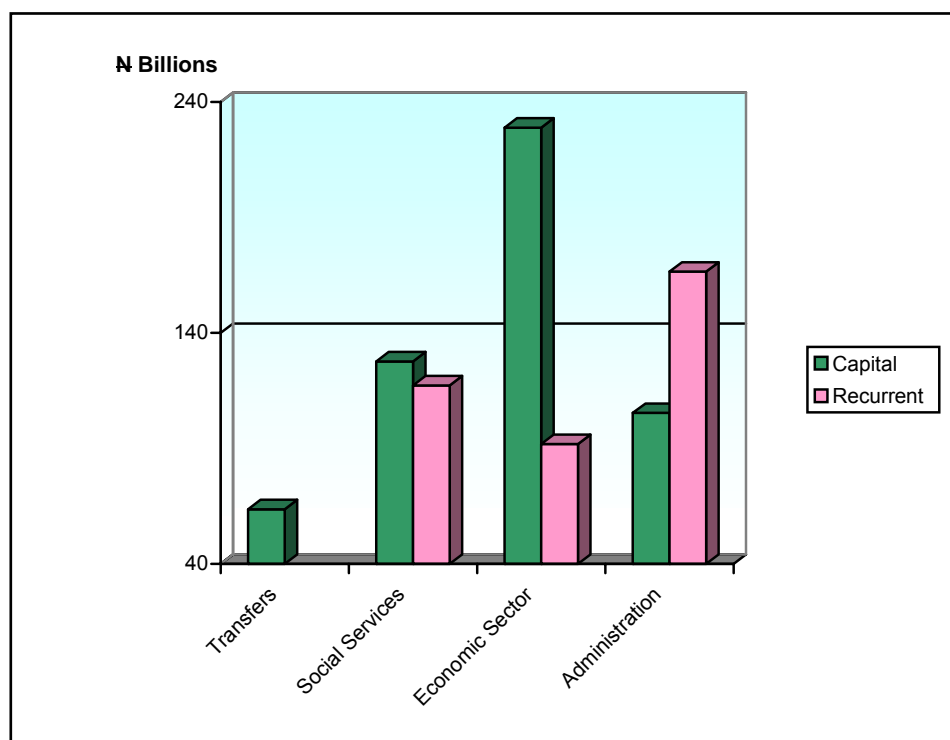
##### 4.3.2 Statutory Allocations

Derivation from the Federation Account, Value Added Tax (VAT) and share of the excess crude oil sales form the bulk of the statutory allocations to the State Governments. The pattern of distribution is similar to that of internally generated revenue by the state governments. Statutory allocation was almost uniform across the quarters with a higher amount in the second quarter. In all, ₦189.8 billion was allocated to the state government in 2006. There was an appreciable increase in the overall allocations in the second quarter compared with the figure for the first quarter in 2006. Shared Reserved Fund (52.5%) and Shared Excess Crude Oil (38.6%) constitute the two largest proportion of the Statutory Allocation to State Governments (See Table 4.8.1 in Appendix).

### 4.3.3 Capital Expenditure

Capital expenditure of the state governments is captured under four major sub-heads. These are Administration, Economic Sector, Social Services and Transfers. In 2006, the sum of ₦105.4 billion was spent under Administration and represents 20% of the total capital expenditure in 2006. More than double the amount on Administration (₦228.9 billion) or 43.6% was spent on the Economic Sector. The trend of the capital expenditure under Economic Sector was upwards from first quarter to the fourth quarter in 2005. Expenditure under Social Services was ₦127.7 billion or 24.3%. About 12.1% or ₦63.7 billion was spent on Transfers, which include Public Debt, Pension and Gratuity, and Other Transfers (See table 4.8.3 in the Appendix).

**Fig. 4.5** Capital and Recurrent Expenditures of the State Governments (2005)



### 4.3.4 Recurrent Expenditure

The recurrent expenditure of the state governments is captured under the same sub-heads like the capital expenditure except 'Transfers', which is not an item under recurrent expenditure. The breakdown of the total expenditure shows that 2006, Administration gulped 44.3% with the sum of ₦166.5 billion. Expenditure under Economic Sector was ₦91.9 billion or 24.5% of the total. The expenditure on Social Services was ₦117.3 billion or 31.2% (See table 4.8.4 in the Appendix)

### 4.3.5 Summary of Recurrent Expenditure

The summary of recurrent expenditure captures such items as Personnel Cost, Overhead Cost, CRF Charges, Grants, Transfers, Debt Charges, Pensions and other unclassified recurrent expenditures. Table 4.8.5 in Appendix shows that the bulk of recurrent expenditure was made on Personnel 29.2% and Overhead 28.7%. The amount expended under the two items was ₦183 billion and ₦179.4 billion, respectively. Recurrent Grants gulped ₦93.6 billion or 15.0% while CRF Charges and Transfer to other Funds gulped ₦59.7 and ₦58.2 billion, respectively.

#### 4.4. COOPERATIVE SOCIETIES

##### 4.4.1 Type and Membership of Cooperative Societies

In assessing the progress made, it is reasonable to reckon with number and membership of registered and unregistered Cooperative Societies. Even though the number of various registered societies almost remained constant when compared with previous years, membership was very much on the increase across the various types of cooperative societies. For farmer's multipurpose cooperative societies, 106,297 registered and unregistered societies produced 3,027,781 members. This translates to about 28 members per cooperative society. There was a downward trend in the number of cooperative societies like Livestock, Credit and Thrift, as well as Informal Sector.

| TYPE OF AGRIC<br>COOPERATIVES | NUMBER     |        |              |      |            |         |
|-------------------------------|------------|--------|--------------|------|------------|---------|
|                               | REGISTERED |        | UNREGISTERED |      | MEMBERSHIP |         |
|                               | 2005       | 2006   | 2005         | 2006 | 2005       | 2006    |
| Farmers Multipurpose          | 150719     | 100444 | 7337         | 5853 | 1695444    | 3027781 |
| Group Farming                 | 91498      | 12702  | 1956         | 1640 | 326970     | 308611  |
| Farm Settlements              | 25803      | 4011   | 23           | 5    | 61679      | 22895   |
| Fishery                       | 15030      | 6496   | 1926         | 118  | 67505      | 108093  |
| Livestock                     | 29149      | 14373  | 151          | 1086 | 36838      | 98218   |
| Credit and Thrift             | 35970      | 45195  | 107          | 579  | 270491     | 2834485 |
| Informal Sector               | 26185      | 23119  | 358          | 136  | 87326      | 113641  |
| Others                        | 30753      | 17165  | 211          | 118  | 392968     | 560242  |

##### 4.4.2 Internally Generated Fund

In the table, we observed that the total internally generated fund in Cooperative Society increases as the quarter progresses. This was confirmed in the fourth quarter of the year as the increase became obvious with ₦17.3 billion for the quarter compared to ₦14.6 billion in the third quarter. Again, we also observed that savings and deposit of fund decreases in the first quarter of the year, and this could be ascribed to season preceded the quarter and many people had spent their money for celebration. In the same table, the paid-up shares had uniform pattern for the whole quarters of the year. This could be as a result of the cooperative having uniform pattern of profit for the year, 2006.

#### HOUSING STATISTICS

##### 4.5 Housing Statistics:

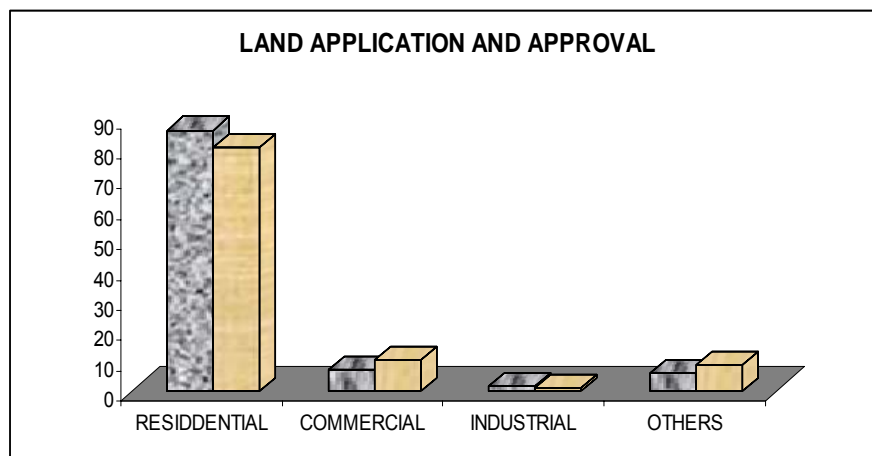
Housing statistics plays a very significant role in measuring the standard of living of people. They also give clear comparisons of the levels of development among the countries of the world. They constitute some of the inputs for GDP computation.

##### 4.5.1 Land Allocation by Purpose and by Sex:

Table 4.5.1 shows allocation of land by purpose for which they were used. The table also indicates the number of applications made as compared to number of applications approved. In all cases, applications coming from the male persons out-numbered those of their female counterpart. In the year 2006, the number of applications for residential purpose was 11,418 representing 86.1 percent of all applications for land. Total number of applications received for commercial purposes (899) constitutes 6.8 percent. Number of applications for land for industrial use (168) was comparatively too low. However, there were a reasonable number of applications for other purposes (773). See table 4.5.1 in Appendix.

## LAND ALLOCATION AND APPROVAL BY PURPOSE AND SEX

| Type of Allocation | NUMBER OF APPLICATION |       | NUMBER OF APPROVAL |       |
|--------------------|-----------------------|-------|--------------------|-------|
|                    | Number                | %     | Number             | %     |
| RESIDENTIAL        | 11418                 | 86.12 | 5334               | 80.22 |
| COMMERCIAL         | 899                   | 6.78  | 679                | 10.21 |
| INDUSTRIAL         | 168                   | 1.27  | 67                 | 1.01  |
| OTHERS             | 773                   | 5.83  | 569                | 8.56  |
| Total              | 13258                 | 100   | 6649               | 100   |



In all, about half of all applications received were approved. However, the rate of approval of applications differed for various purposes. Whereas about 75 percent of application for land for commercial purpose received approval, it was below 50 percent for residential and industrial purpose respectively.

### 4.3.2 Building by Ownership:

Table 4.5.2 shows the distribution of building by ownership. It indicates the number of applications made to acquire buildings; number of approvals and allocations made by various owners (individuals, corporate organizations, governments and NGOs and other unclassified bodies). Application, approvals and actual allocations were more for private owners than for corporate, government and NGOs. Analysis by time series shows that a greater number of applications were received during the first and second quarters than the two other quarters. Table 4.5.2 also gives the breakdown of the applications, approval and allocation by state.

## 4.6 HEALTH STATISTICS

### 4.6.1 HOSPITAL TYPE

This table shows the number of hospitals by type General Hospital, Maternity for Women, Maternity for Children, Infectious diseases, Orthopedic and others across the nation in 2006. Apart from maternity hospitals, which showed a slight increase in fourth quarter (1,070) compared with 1,054 maternity hospitals in the third quarter, there was little or no increase in number of hospitals from first quarter to the fourth quarter. This increase was actually noticed in Ebonyi State which rose from 25 maternity hospitals in third quarter to 39 in the fourth quarter.

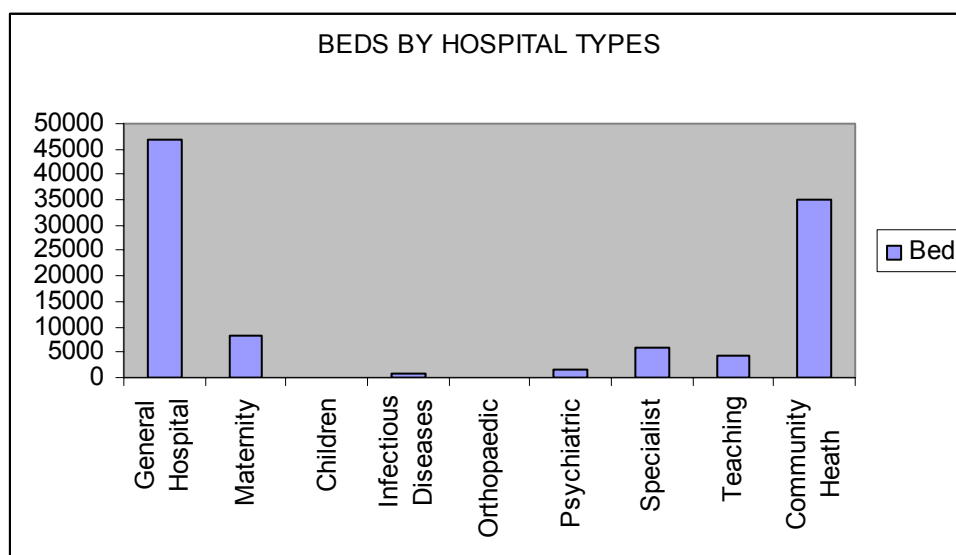


#### 4.6.2 BEDS BY HOSPITAL TYPE

Though, hospital beds in various types of hospitals remained the same from one quarter to another, Maternity and General Hospitals showed little increases from the third to fourth. General Hospitals rose from 43,351 beds in the third quarter to 46,848 beds in fourth quarter. Beds in Maternity Hospital also increased from 7,295 in the third quarter to 8,215 in fourth quarters.

#### HOSPITAL BY TYPE

| TYPE                    | BEDS  |
|-------------------------|-------|
| General Hospital        | 46848 |
| Maternity               | 8215  |
| Children                | 105   |
| Infectious Diseases     | 819   |
| Orthopaedic             | 0     |
| Psychiatric             | 1699  |
| Specialist              | 5872  |
| Teaching                | 4378  |
| Community Health Centre | 34999 |



#### 4.6.3 PATIENTS BY HOSPITAL TYPE

This shows the figures of in-patients and out-patients by type of hospital in 2006. In general hospital in-patients rose from 29,588 in the first quarter to 139,082 patients in second quarter but declined both in third (116,699) and fourth quarters (909,415). Same flow was observed with maternity hospitals, which rose to 5,804 patients in second quarter from 5,087 patients in first quarter and declined thereafter to 5,469 patients in fourth quarter.

#### 4.6.4 HEALTH PERSONNEL BY SEX

This table gives the data of health personnel by professionalism and gender. Males were more predominant as medical doctors, dentists, pharmacists and environmental health officers; it was the other way round for nurses and midwives for which most personnel were females. Sixty one percent of the nurses were females. Equal

distribution between both sexes was observed with pharmacy staffs. On the average, for medical doctors and environmental health staff, male recorded about 71% leaving 29% for female.

## **4.7 EDUCATION STATISTICS**

Education plays a very important role in the development of a nation. The improvement in the education sector could be measured by input and output from such educational institutions.

In Nigeria, educational institution can be owned by public, private for commercial or private for other purposes like religion or foundation. The ownership is classified into two broad categories; public and private. The presentations in this section compare educational institutions owned by the public with those privately owned.

### **4.7.1 Educational Institutions by Ownership:**

Table 4.7.1 shows number of educational institutions classified by ownership comparing years 2005 and 2006. The table shows that even though there was an upward trend in the number of private schools, the public institutions are still ahead of the in terms of numbers. And for both public and private, the number of institutions was on the increase from year 2005 to year 2005.

### **4.7.1 Teaching Staff in Educational Institutions:**

Table 4.7.2 gives the data on number of teachers in both public and privately owned schools in various types of educational institutions, comparing year 2005 with 2006. The table also shows that the public institutions are still ahead of private ones in terms of number of primary school teachers. In both public and private owned schools, the number of teachers increased in 2006. Some level of increase was also noticed for teachers in publicly owned technical and vocational schools.

### **4.7.3 Pupils/Students in Public and Private Schools**

Table 4.7.3 shows the number of pupils/students in public and private schools, comparing 2005 and 2006. The analysis by year shows that the population of primary school pupils was higher in 2006 than in year 2005 in both public and private schools. The same increase was still noticeable with respect to students' population in higher institutions. However the growth rate was higher for private secondary vocational schools.

## **4.8 VEHICLE REGISTRATION:**

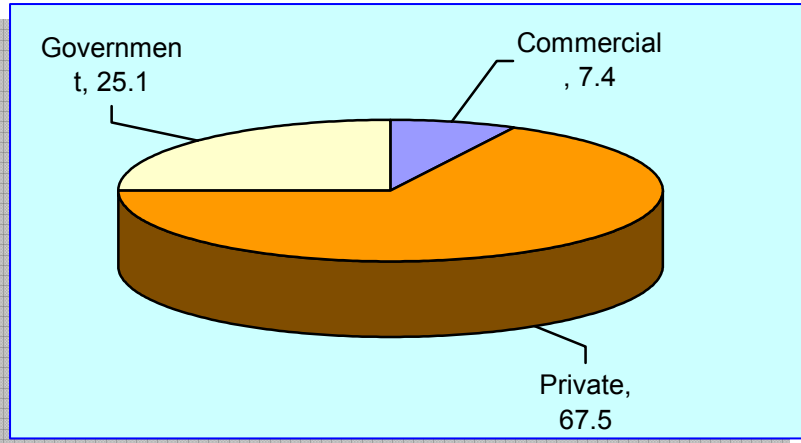
Official I registration is compulsory for all vehicles to be used in the country for various purposes. The statutory power for the registration of vehicles is vested on States Inland Revenue in State Ministry of Finance and Economic Development. Registration is categorized by type of vehicle under various ownership; Government, Private and Commercial.

Though questionnaires were sent to all states and FCT for the collection of the records on vehicle registration activities, response was obtained from 28 states and the Federal Capital Territory. Hence all tables in this section are with respect to the responding states and FCT.

#### 4.8.1. Vehicle Registration by Ownership:

**Fig 4.8.1: Vehicle Registration by Ownership:**

An impressive increase was observed in year 2006 in comparison to year 2005. During the year 2006, the total number of vehicles registered was 5,091,459. Of the total, 68.3 percent were private vehicles, 25.4 percent were government owned while 6.3 percent were registered for commercial purposes.



#### 4.8.2. Vehicle Registration by Type:

##### 4.8.2.1 Commercial Vehicles:

A total of 314,634 vehicles were registered by the responding states in 2006. The most registered type of vehicles was motorcycle with 65.7 percent of total vehicles registered for commercial purpose. This was followed by cars and buses with 10.3 percent and 9.7 percent respectively. Tricycles which constitute 1.8 percent were the least among vehicles registered for commercial purpose.

##### 4.8.2.2 Private Vehicles:

Vehicles owned privately, which constitute 68.3 percent of all vehicles registered, was the most registered in 2006. Out of a total of 5,091,459 vehicles registered in 2006, 3,477,500 were privately owned. Similar to the registration of commercial vehicles, motorcycles were the most registered with 57.8 percent of vehicles registered for private use. This was also followed by cars with 40.7 percent. The number of other type of vehicles registered for private use was negligible.

##### 4.8.2.3 Government Vehicles:

During the year 2006, Government owned vehicles registered were 1,293,481. This constitute one quarter of all vehicles registered during the year. Motorcycles topped the list of registered government vehicles. Ninety percent of government owned vehicles were motorcycles. Unlike the vehicles used privately or for commercial purpose, tractors (9%) were the second most registered government vehicles. Other type of government vehicles was less than 1 percent.

### Percentage Distribution of Registered Vehicles by Type (2006)

| TYPE OF VEHICLE | COMMERCIAL | PRIVATE | GOVERNMENT |
|-----------------|------------|---------|------------|
| MOTOR CYCLES    | 65.71      | 57.84   | 90.28      |
| CARS            | 10.25      | 40.66   | 0.53       |
| BUSES           | 9.69       | 0.68    | 0.09       |
| PICK UP VANS    | 4.36       | 0.38    | 0.07       |
| LORRIES         | 3.96       | 0.35    | 0.03       |
| TIPPERS         | 2.39       | 0.02    | 0.01       |
| TRI CYCLES      | 1.82       | 0.04    | 0.00       |
| TRAILERS        | 1.21       | 0.03    | 0.01       |
| TRACTORS        | 0.61       | 0.01    | 8.98       |
| TOTAL           | 100.0      | 100.0   | 100.0      |

#### 4.8.3. Access and Use of Information and Communication (ICT) Facilities:

Access and utilization of internet facilities was still low within the states Inland Revenue agencies. However, when compared to other similar government agencies, the states Inland Revenue had better access. As at December 2006, 12.9 percent of the establishments owned internet facilities, and those having website and Local Area Networks (LAN) were 9.7 percent respectively.

In the 29 establishments, 283 computers were available for use, resulting to an average of 10 computers per establishment. Analysis of computer availability by state shows that Lagos State topped the list with 91 computers while Ogun State followed with 44. Nasarawa and Ebonyi States had one computer each. Eleven out of the states Inland Revenue did not own computer in 2006.

#### 4.10 UNEMPLOYMENT STATISTICS

##### 4.10.1 Unemployment (Professional/Executives)

The total of 150 vacancies was declared across the nation in 2006, out which male recorded 90 vacancies and female 60 vacancies. For old registration, 47,872 registrations were made, with male registering 34,308 (71.7%) and the remaining 28.3% for Female. 1,296 Fresh registrations were made in 2006, out of which male representing 63.11% of the total. Re-registration had total of 330 registrations, Oyo State representing 54.85 per cent (male 64 and female 117 Re-registrations).

##### 4.10.2 Unemployment (Lower Grades)

In 2006, old registrations were 160, 837, with male representing 81.8%, leaving the remaining 18.2% for female (29,259). Fresh registration had a total of 26,733 registrations, with the first quarter representing 96.96% (male 71.36% and female 28.64%). The total number of vacancies declared for 2006 stood at 517 (64.22%

for male and 35.78% for female), from which 272 placements were made for 161 males and 111 females.

#### **4.10.3. Unemployment (Trade Disputes)**

This table gives Trade dispute statistics by quarters. A total of 46 disputes was recorded in 2006 which resulted in 112 work stoppages and 85,342 workers being involved with 2,446,085 man-day lost. The second quarter topped the trade dispute list with 39.13 per cent (18), resulting in 25.89 per cent (29) work stoppages which involved 54.05 per cent (46,130) workers and 55.89 per cent (1,367,119) man-day lost.

#### **4.10.4. Unemployment (Cost of Operation)**

Cost of operation is captured under six major sub-heads. These are Electricity, Repairs and maintenance, Consumables, Wages and Salaries, other benefits and other costs. In 2006 the sum of ₦10.6 million was spent on other benefits and represents 11.01% of the total cost of operation in 2006. More than six times the amount on other benefits (73.6 million) or 76.37 per cent was spent on wages and salaries. Cost of repairs and maintenance was ₦1.40 million or 1.45 per cent, while 0.79 per cent or ₦0.76 million was spent on electricity supply.

#### **4.10.5. Unemployment (ICT)**

Establishments having website and Local Area Network (LAN) facilities recoded 5.6 per cent each. The total number of computers in organisations was 48 computers in 2006, out of which Ekiti State represents 52.08 per cent (25 computers).

### **4.11 RESEARCH INSTITUTES (2006)**

#### **4.11.1 Sources of Fund**

This table shows various sources of fund for research institutes such as Federal Government, State Government, World Bank, DFID and Internal Generated Funds. Among the various sources of fund for research institutes between the year 2005 and 2006 topped on the list of donors was federal government with ₦4.957 billion and ₦4.259 billion for 2005 and 2006 respectively. This was followed by state government donation with ₦141.3 million and ₦157.4 million for 2005 and 2006 respectively while the least was World Bank with nothing in year 2005 while 2006 was ₦10 million.

#### **4.11.2 Employment**

This table shows total number of employment by sex for both Nigerians and non-Nigerians in Research Institutes. Some research institutes did not provide information on number of employment and it was associated with non-response. Expectedly the analysis showed that employment of Nigerians very much out numbered non-Nigerians. It should be appreciate, however, that this sector employed more non-Nigerians than other sectors.

### 4.11.3 Information and Communications Technology

This table shows the percentage number of Establishment using information technology. In the table there was uniform pattern of Establishment with access to information technology topped on the list was Establishment having Website with 81.8 per cent and followed by Establishment owning internet facilities, Establishment receiving orders through the internet and Establishment having internets with 63.6 per cent each, while the least was Establishments having local Area Networks (LAN) with 36.4 per cent. In the same table also, analysis showed that the acquisition and access to information technology was evenly distributed in almost all the research institutes (see table 4.11.3 in the Appendix).

## 4.12 NATIONAL DIRECTORATE OF EMPLOYMENT (2006)

### 4.12.1 NEW BENEFICIARIES

This table shows total number of graduates and non-graduates beneficiaries on loans granted as well as the amount of loan spent for both sexes. However, some states did not have information and this was ascribed to non-response during the survey year. For both graduates and non-graduates, there were more male beneficiaries than female ones. It was also observed from the table that the total number non-graduates new beneficiaries were higher than their graduate counterparts.

#### 4.12.2. AMOUNT SPENT ON LOAN

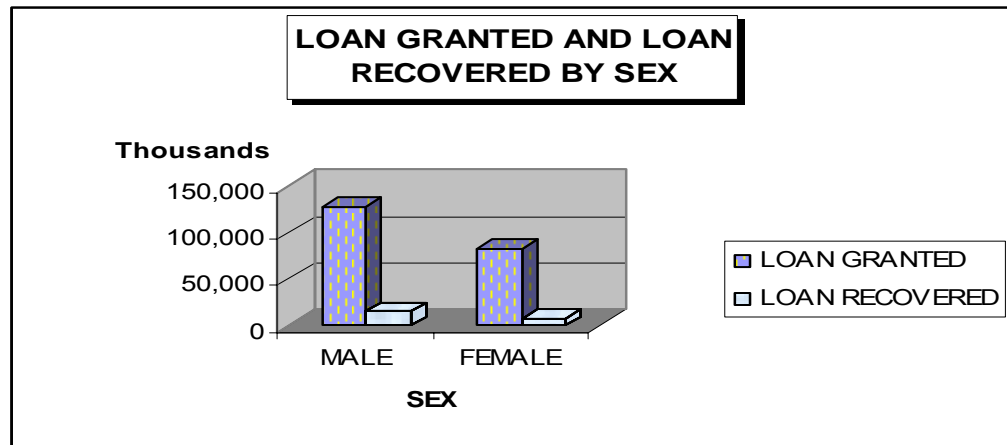
Even though, the amount spent on loan for male (N53.3 million) was higher in value than that which as spent for females (N29.4 million), the amount spent on loan per capital for females (N7, 988) was higher than that for males (N7, 397).

#### 4.12.2. LOAN RECOVERY

This table shows the total number of beneficiaries on loan, total amount granted and total amount recovered. In the table, the total amount granted was N209.6 million while the total amount recovered was N22.3 million representing 10.6% of the amount granted.

#### LOAN GRANTED VERSUS LOAN RECOVERED

| SEX          | LOAN GRANTED       | LOAN RECOVERED    |
|--------------|--------------------|-------------------|
| MALE         | 127,500,689        | 15,132,582        |
| FEMALE       | 82,127,347         | 7,134,992         |
| <b>TOTAL</b> | <b>209,628,036</b> | <b>22,267,574</b> |



#### 4.13 REPORTED ROAD ACCIDENT (2006)

The reported road accident statistics captures data on reported cases of road accidents by type of accident, resultant effects and total value of property lost due to accident.

##### 4.13.1 Reported Cases:

This table shows the distribution of reported cases of road accidents such as fatal, serious and minor for all the states of the federation including FCT. In all, a total of 9,114 cases were topped in 2006. In the table, serious cases topped the list with 5,550 representing 60.9% and followed by fatal cases with 2,600 representing 28.5 % while minor cases of accident reported were 964 representing 10.6%. At the state level, Lagos state with 2,806 recorded the highest number of road accidents, while Ondo State followed with 1,102. The least number of accidents was recorded for Anambra State with 40 cases in year 2006.

##### 4.13.2 Value of Property Lost:

Only eleven out of 36 states provided total value of property lost due to accident. About ₦165.6 million worth of properties were reported lost due to road accidents in from the responding eleven states.

## Chapter Five

### 5.0 TRADE

#### 5.1 TRADE PRICE INDICES:

It should be noted that because of very low response rate recorded during the survey index figures were constructed from trade data for the year 2006. The weights derived from the 2005 survey were maintained. Indices were computed at two digits level (section) with their respective weights. Exports data were combination of trade data base and that of Cobalt International were integrated. The following Laspayers Index formula was adopted:

#### INDEX CALCULATION :

$$Li = (100 * \sum Q_o P_i / \sum Q_o P_o)$$

Where:  $P_o$  is the Import(CIF) or Export(FOB) values

$P_i$  is the current unit price

$Q_o$  is the base year Quantities

$P_o$  is the base year Unit prices

##### 5.1.1 Imports:

Trade Indices was computed with January 2005 as base month (see the attached tables). One of the ways of calculating trade price indices is the use of Laspeyres Index formula on the section code which is two digits, viz 01, 02,----- 21 and 22. All sections products for imports fluctuated between 98.11 per cents and 112.29 per cents through the months of January, 2005 to December, 2006, (see table 5.1.1)

##### 5.1.2 Exports:

The export trade indices also fluctuated between 82.0 per cent and 100 per cent during the same period, (see table 5.1.2)

#### 5.2 Terms of Trade:

Terms of Trade are just a ratio. It is the rate at which Exports exchange for imports. If the prices of a country's exports go up suddenly more than the prices of imports, the terms of trade has worsened. This means that imports have become relatively dearer than exports and if the country maintains the same levels of exports and imports, its real income will fall.

**NB The larger the number, the more "favourable" terms of Trade.**

Mathematically by the following formula:

$$\frac{\text{Index of export prices}}{\text{Index of import prices}} \times \frac{100}{1}$$



**5.3 All commodity Index:**

This implies the general Price movement across all the commodities. The out put indicated in the tables 5.1.3 and 5.1.4 respectively.

**5.4 Year on Year:**

Import year on year indicated positive percentages unlike export values. Exports recorded a minimum of 16.9 per cent in the month of March 2006, while imports with a maximum of 7.7 per cent in the month of may 2006. See tables 5.1.3 and 5.1.4.

## Chapter Six

### PRODUCER PRICE INDEX

#### 6.0 PRODUCER PRICE INDEX CONCEPTS

The PPI measures the change over time in the prices received by domestic producers of goods and services. It is the inflation indicator for the business sector of the economy. Its coverage encompasses all marketed goods and services produced by business enterprises.

It is therefore one of the nation's most important economic indicators. The Consumer Price Index and the Producer Price Index form the core price movement information on which many business and government policies are based. Besides supporting business and governmental decision making, PPI data are critical inputs into the development of other sensitive economic indicators, including estimates of Gross Domestic Product (GDP), industrial productivity and wages.

The output based price index measures the average price change of all covered goods and services produced in the economy and sold in the domestic and export markets. In constructing a family of output PPI, export prices are usually collected from a separate source to produce a separate export price index. The prices are actual transaction prices, which are directly recorded. Inter-company transfer prices should not be used. The price should be recorded at the time when the transaction occurs (moment of contract), rather than when the goods are dispatched, which in certain cases can be significantly later.

Input price index measures the change in the prices of all intermediate inputs used in production by a specified sector of the economy. Intermediate inputs are inputs into the production process of an establishment that are produced elsewhere in the economy or are imported. Thus an input PPI measures changes in the cost of the basket of purchases required as inputs into the production process, but these inputs must not be primary inputs like land, labour or capital. Producer input prices should exclude deductible taxes on products (that is, VAT) but include the retail or wholesale margins of the supplier, since they measure the actual cost of the good or service to the producer. In constructing a family of input PPI, import prices are usually collected from a separate source to produce a separate import price index.

The PPI can be produced on two different weighting concepts – gross or net of inter-sector sales. The concept can be more clearly explained by an example. The aggregate weight for gross sector output of the motor vehicles industry would include both the sales of the parts and the sales of the finished cars, even though the value of the parts are included in the value of the finished cars. The net sector output of the motor vehicles industry would measure only the sales of motor vehicles to other sectors of the economy and would exclude the sales of parts. It is desirable to produce aggregated PPI on a net sector basis. When using gross sector indices, there is a problem with multiple counting of price change as products flow through the different production processes. This occurs where the output of one industry is used as an input into another industry

### **Product Weight**

As an index number, the PPI is computed as an average of the price relatives of the many products for which prices are collected. The average is weighted to reflect the importance of each priced product in terms of its share of the total output of the establishment. The PPI is calculated from many prices collected from all types of establishments, covering the selected economic activities and products. The collected prices are first combined to compile indices for each individual product.

As some products have higher production or sales than others, each product is given a “weight” to represent its importance in total output or sales during the reference (base) period.

### **Index Calculation**

In concept, the Producer Price Index is calculated according to a modified Laspeyres formula:

$$I_i = [\Sigma Q_o P_i / \Sigma Q_o P_o] \times 100$$

### **Where**

$P_o$  is the price of a commodity in the comparison period.

$P_i$  is its price currently; and

$Q_o$  represents the quantity shipped during the weight-based period

An alternative formula more closely approximates the actual computation procedure:

$$I_i = [\Sigma (Q_o P_o / \Sigma Q_o P_o) (P_i / P_o)] \times 100$$

In this form, the index is the weighted average of price relatives, that is, price ratios for each item ( $P_i/P_o$ ). The expression  $(Q_o P_o) / \Sigma Q_o P_o$  represents the weights in value form.

### **Classification Adopted**

The PPI is classified by International Standard Industrial Classification ISIC0. This scheme classified producer units according to their major kind of activity based mainly on the principal class of goods produced or services rendered. The indices are available from the 4-digit level.

The PPI is also classified by the Central Product Classification (CPC). The CPC extends the Harmonized Commodity Description and Coding System (HS) used in the classification of traded goods to cover services and non traded goods. For the PPI, the CPC is adopted at the lowest level to classify the specific products.

## **6.1 January – December 2006 Survey**

PPI questionnaires were lodged into 425 Establishments for the NBS/CBN/NCC Survey. The response rate was about 4.5 percent i.e. 94 out of 425 questionnaires; this indicates that more efforts should be made to improve the retrieval position of such questionnaires to improve its response rate at any future surveys.

The PPI table showed the PPI series on monthly basis from January 2004 to December 2006. However, the period of the survey was January 2006 to December 2006. The year-on-year rate of change in the Producer Price Index (PPI) was 3.1 percent in January 2006. A rate of 4.9 percent was recorded in February but went down to 3.1 percent in March 2006. It did not exceed 5 percent throughout the year 2006 except for the month of September that was 5.2 percent.

The level of the PPI in October 2006 was 5.0 percent above the corresponding level in October 2005. Thereafter, the year – on – year rate showed increase and rates of 2.9 and 3.2 percent above the corresponding levels in November and December 2005 respectively. The highest increase in the year – on – year change of 5.2 percent occurred in September 2006.

## **6.2 Comparing the Price Changes in the PPI and The CPI**

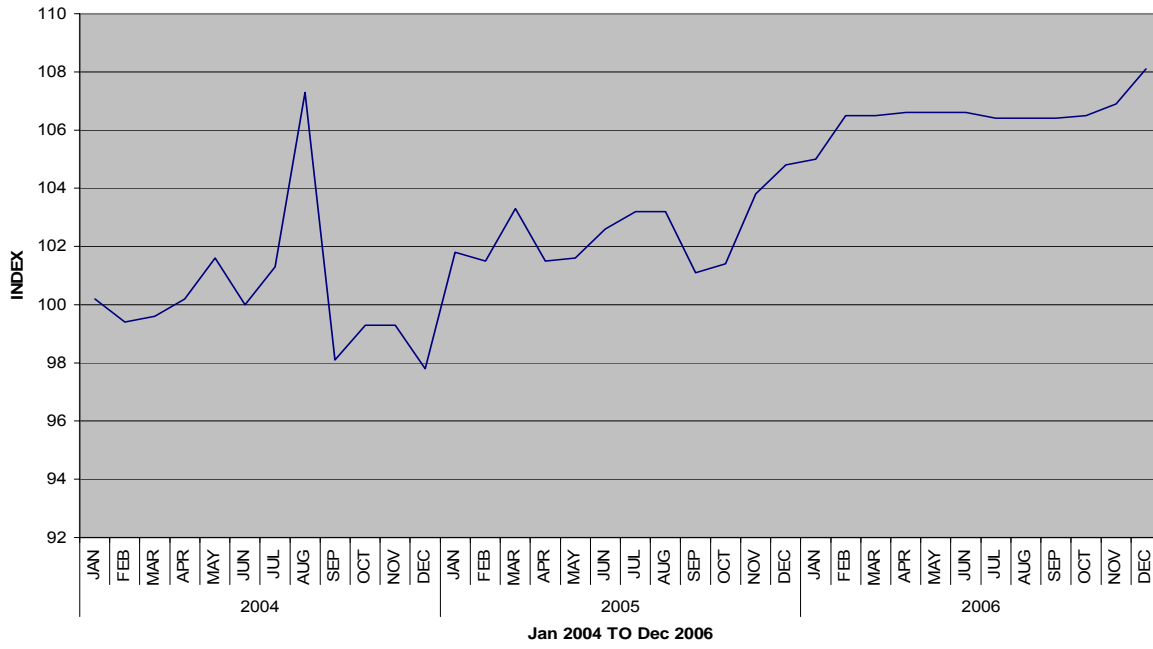
CPI is based on the baskets of goods and services consumed by the households called consumer goods and services while the PPI on the other hand comprises of goods at farm gate prices or Ex-factory.

Most of the goods if not all at this level pass through the middle men called the distributors and wholesalers before the retailers from whom the households make direct purchases. That is to say, that there is a lag that exists between the price changes as indicated by the PPI and also the change shown by the CPI.

For the period under review (year 2006), the year-on-year change recorded by the CPI was 8.5 percent while the corresponding change for the PPI was 3.3, that is, at the month that ends each year (December).

The average price changes for CPI and PPI in 2006 were 8.4 and 3.95 percent, respectively.

### PRODUCER PRICE INDEX



## Chapter Seven

### 7.0 NATIONAL ACCOUNTS ESTIMATION OF QUARTERLY GROSS DOMESTIC PRODUCT (GDP)

#### 7.1 Introduction:

Quarterly GDP estimates are the basic components of quarterly national accounts. In Principle, the accounts covers the full set of integrated economic accounts and balanced sheet as stated in the United Nation's system of National Accounts (SNA 93).

Quarterly estimates of GDP offer short and high frequency indicators thereby yielding timely information about the current economic situation as well as changes within any economy on short-term bases. The procedures used for quarterly estimation of GDP for 2006 is based on the production approach to estimation of GDP which internationally is guided by the blue print of the United Nations' 1993 System of National Accounts (SNA '93). This full set of accounts is subdivided into two parts. These are;

1. Production Accounts
2. Expenditure Accounts

The survey was targeted towards collecting socio-economic data series for 2006 necessary for the production of quarterly GDP series.

#### 7.2 Sources of Data:

The analysis derived its data from three main sources, namely:

- (i) Survey on major economic indicators conducted jointly by the National Bureau of Statistics (NBS), Central Bank of Nigeria (CBN) and National Communication Commission (NCC) .
- (ii) Administrative Statistics data earlier collected prior to the survey by the National Accounts Division of NBS. This was used in filling up some existing data gaps.
- (iii) Input-output relations established from the previous quarterly GDP analysis/estimation by the National Accounts Division of the NBS.

#### 7.3 Producing the Estimates

Actual quarterly aggregates were generated for 2006. Current price estimates of GDP were derived while the value added at current prices was deflated using established 1990 implicit price deflators to obtain value added at 1990 constant prices.

The gross domestic product for each quarter is produced by aggregating the value added for all the industries for the particular quarter. The overall annual GDP is derived by summing the aforementioned value added for the four quarters.

The estimate of intermediate consumption, compensation of employees, capital consumption allowance, indirect taxes and subsidies were independently produced from the survey results. Operating surplus is derived by netting off compensation of employees, capital consumption from the value added at basic prices. By adding indirect taxes and removing subsidies from the estimates of value added at basic prices, the current price estimate for value added at producers price is obtained. All other variables in National Accounts were derived by either adding the components derived above or as residuals.

#### 7.4 **Quarterly GDP Estimates at both Current and Constant (1990) Prices:**

The economy in 2006 recorded an overall GDP at current basic price growth of 27.40 percent over that of 2005. The GDP at current basic price second half yearly growth of 2006 over 2005 stood at 26.85 percent. (See table 7.4.1)

The quarterly GDP estimates at current basic prices rose from a level of ₦3,169.6 billion, ₦3,399.4 billion, ₦3,924.8 billion, ₦4,078.5 billion, in 2005 to ₦3,986.3 billion, ₦4,426.1 billion, ₦4,986.5 billion, and ₦5,165.7 billion, respectively in 2006. This shows an overall quarterly growth rate in 2006 levels over the levels of 2005 to be 25.77 percent, 30.20 percent, 27.05 percent and 26.66 percent respectively (See table 7.4.6).

The primary sector consisting of crop production, livestock, forestry and fishing accounted for about 32.76 percent of the overall GDP at current basic prices in 2005 and 32.00 percent in 2006. Also 27.64 percent, 32.96 percent, 36.55 percent, 32.91 percent represent the primary sector quarterly GDP share at current prices in 2005 and 27.16 percent, 31.36 percent, 36.01 percent and 32.40 percent in 2006 respectively.

The GDP for the Crude Petroleum and Natural Gas sector at current basic price rose from a level of ₦5,664.9 billion in 2005 to ₦6,982.9 billion in 2006 representing an annual growth of 23.27 percent. The quarterly GDP levels stood at ₦1,348.2 billion, ₦1,382.2 billion, ₦1,450.2 billion, and ₦1,484.2 billion in 2005 and ₦1,752.7 billion, ₦1,627.0 billion, ₦1,745.7 billion, and ₦1,857.5 billion respectively in 2006. This sector accounted for 38.87 percent of the GDP at Current prices in 2005 and 37.61 percent in 2006 (see Table 7.4.6).

On the other hand, the Gross Domestic Product at 1990 Basic Price increased from a level of ₦561.9 billion in 2005 to ₦595.8 billion in 2006 (See table 7.4.2) showing an annual growth rate of 6.03 percent. (See table 7.4.7).

The second half yearly growth rate of GDP at constant 1990 prices for 2006 over 2005 stood at 5.96 percent. The quarterly GDP estimates at constant prices rose from the levels of ₦120.0 billion, ₦128.8 billion, ₦153.9 billion, and ₦159.2 billion, in 2005 to ₦128.6 billion, ₦135.4 billion, ₦162.5 billion, and ₦169.3 billion, respectively in 2006. This shows an overall corresponding quarterly growth rate in 2006 as 7.11 percent, 5.19 percent, 5.56 percent and 6.35 percent respectively (See Table 7.4.7). The primary sector consisting of crop production, livestock, forestry and fishing accounted for about 41.19 percent of the overall GDP at constant prices in 2005 and 41.72 percent in 2006. Also 35.58 percent,

42.24 percent, 45.07 percent, 40.82 percent represents the primary sector quarterly GDP share at constant prices in 2005 and 35.61 percent, 43.14 percent, 45.80 percent and 41.32 percent in 2006 respectively (See Table 7.4.7).

The GDP for the Crude Petroleum and Natural Gas sector at constant prices (See table 7.4.7) fell slightly from a level of ₦136.3 billion in 2005 to ₦130.2 billion in 2006 representing an annual growth of -4.51 percent. This sector accounted for 24.26 percent of the GDP at Constant prices in 2005 and 21.85 percent in 2006.

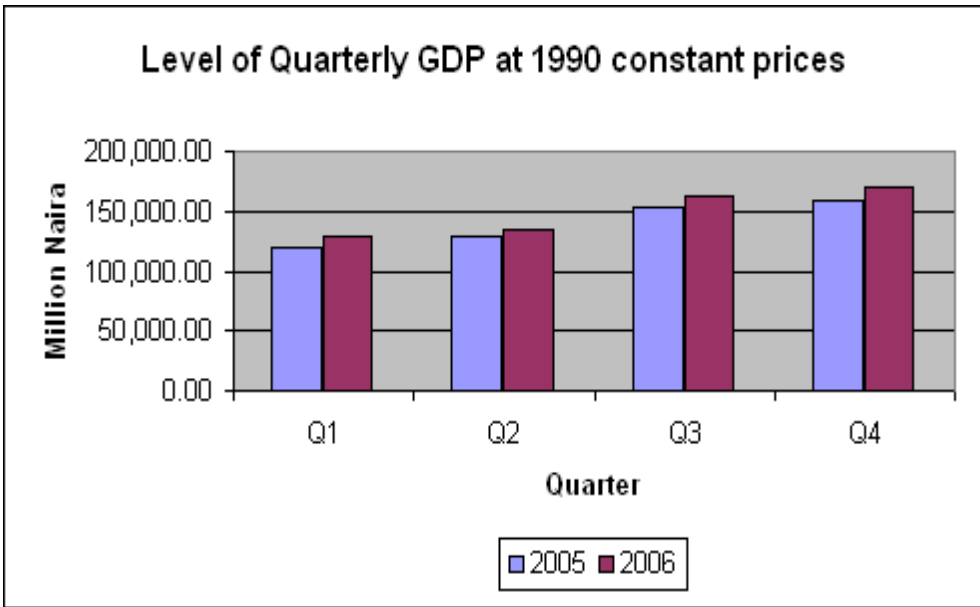
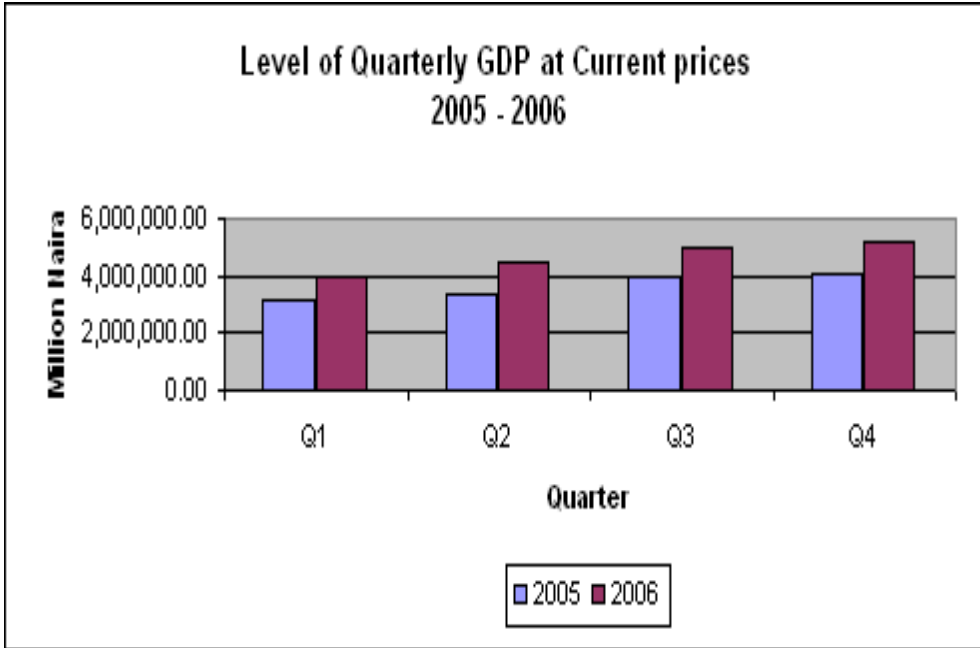
The implicit deflator of the gross domestic product (See table 7.4.3) rose from a level of 2,593.24 in 2005 to 3,115.80 in 2006 resulting in a growth of 20.15 percent.

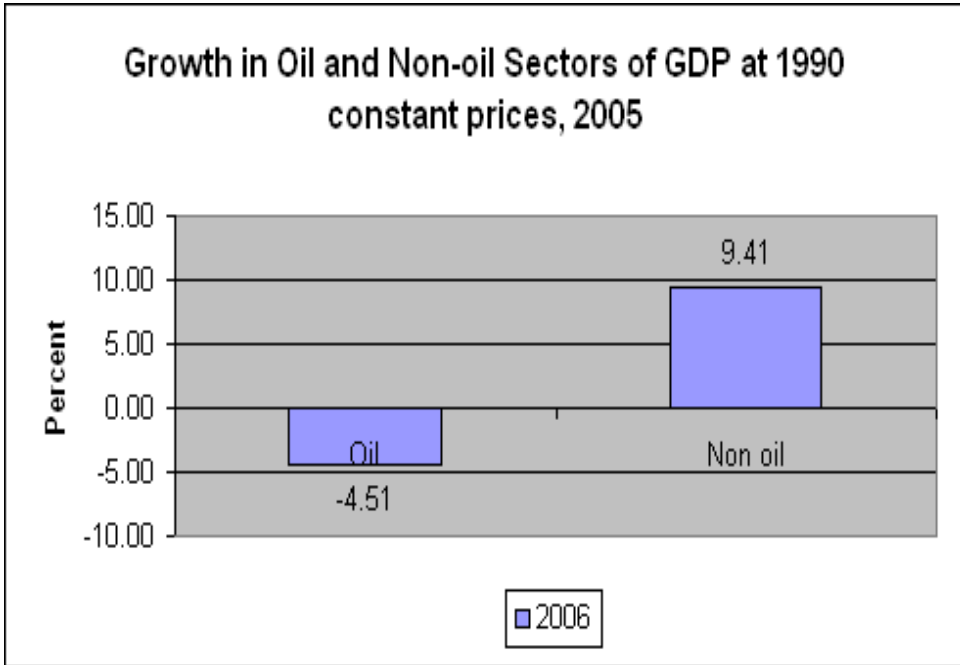
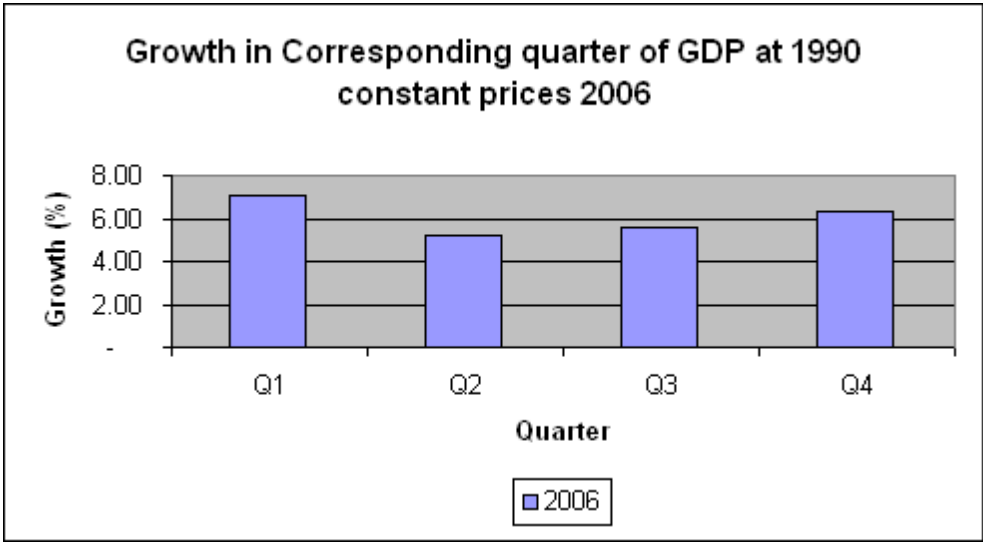
The economy recorded an overall increase of 0.50 percent in the output of the oil sector at constant prices in 2005 and an overall decrease of -4.51 percent in 2006.

The non-oil GDP in nominal terms (See table 7.4.6) increased from a level of ₦8,907.4 billion in 2005 to ₦11,581.7 billion in 2006 representing a growth of 30.02 percent in 2006. The non oil sector share of the overall GDP in 2005 and 2006 stood at 61.13 percent and 62.39 percent respectively. Though the economy recorded a decrease in oil production in 2006, the overall increase in the value added of crude petroleum and natural gas in 2006 was as a result of the steady increases in world oil prices.

The non-oil sector real GDP (See table 7.4.7) rose from a level of ₦425.6 billion in 2005 to ₦465.6 billion in 2006 resulting to a growth rate of 9.41 percent.







## Chapter Eight

### 8.1 OVERALL ASSESSMENT

The joint implementation of the survey led to a number of gains and benefits in the production of official statistics at national and sub-national levels.

- Production of comprehensive national and sub-national statistics thereby meeting the demands of the agencies.
- Elimination of non-conflicting results/findings on the various sectors of the economy
- Ensurance of credibility and acceptability of the findings of the collaborative survey, thereby building confidence of the various levels of users on the resulting statistics.
- Establishment of best statistical practices in the conduct of surveys among the MDAs in the national statistical system in the best interest of the country.
- Production of Integrated Statistical outputs for the various levels of users
- Ensurance of provision of high professional services thereby building capacity in the various agencies and production of quality results/findings
- Provision of single source of official statistics in Nigerian through the National Bureau of Statistics.
- Reduction in the funding of the surveys because of the joint implementation
- Ensurance cross-fertilization of ideas and enhanced knowledge of the various subjects by the agencies.

These gains will eventually lead to improved statistical technical coordination in Nigeria thereby raising the standard of quality of resulting official statistics in Nigeria.

### 8.2 RECOMMENDATION

The followings were recommended for future collaboration.

- There is need for improved planning and preparation for future surveys in terms of commencement and implementation strategies
- The new technology on the data collection instruments should be improved upon and perfected for future rounds, especially the use of scannable questionnaires. The technology is good in that it enhanced timeliness in data processing and analysis
- The lateness in provision of funds for the project affected timely statistical delivery of the survey
- There is strong need for further capacity building on data processing, analytical capability and especially report writing.
- The frames of NISH and NISE should be reviewed as a matter of urgency before the commencement of the next round in order to improve the quality and credibility of the results.

In general, the collaboration is in line with NBS vision and mission and it is being planned by the Chief Executives Officer and Director-General of NBS to extend this collaboration to all MDA's at national and sub-national levels including the LGA level.

## Appendix I

**TABLE 1.1**

### 2006 COLLABORATIVE SURVEY ON SOCIO-ECONOMIC ACTIVITIES LIST OF QUESTIONNAIRES BY TYPE AND BY REFERENCE NUMBERS

| S/NO | SURVEY SYSTEM | NAME OF SURVEY   | QUEST REF. NO.         |
|------|---------------|--|------------------------|
| 1.   | <b>NISH</b>   | GHS  | NBS/CBN/NCC/06/NISH-01 |
| 2.   |               | Private Farmer (Crop)                                  | NBS/CBN/NCC/06/NISH-02 |
| 3.   |               | Private Farmer (Livestock)                             | NBS/CBN/NCC/06/NISH-03 |
| 4.   |               | Private Farmer (Fishing)                               | NBS/CBN/NCC/06/NISH-04 |
| 5.   | <b>NISE</b>   | Manufacturing  | NBS/CBN/NCC/06/NISE-01 |
| 6.   |               | Mining and Quarrying                                   | NBS/CBN/NCC/06/NISE-02 |
| 7.   |               | Hotels and Restaurants                                 | NBS/CBN/NCC/06/NISE-03 |
| 8.   |               | Building and Construction                              | NBS/CBN/NCC/06/NISE-04 |
| 9.   |               | Wholesale and Retail Trade                             | NBS/CBN/NCC/06/NISE-05 |
| 10.  |               | Private Professional Services/Financial Intermediation | NBS/CBN/NCC/06/NISE-06 |
| 11.  |               | Organized Road Transport and Communication             | NBS/CBN/NCC/06/NISE-07 |
| 12.  |               | Petroleum Sector Statistics (Refinery)                 | NBS/CBN/NCC/06/NISE-08 |
| 13.  |               | Corporate Non-Financial (Business Activity)            | NBS/CBN/NCC/06/NISE-09 |
| 14.  |               | Balance of Payment Questionnaire                       | NBS/CBN/NCC/06/NISE-10 |
| 15.  |               | Producer Price and Foreign Trade Survey                | NBS/CBN/NCC/06/NISE-11 |
| 16.  |               | Modern Holding   | NBS/CBN/NCC/06/NISE-12 |
| 17.  | <b>SAS</b>    | State Water Board                                      | NBS/CBN/NCC/06/SAS-01  |
| 18.  |               | Local Government Finances                              | NBS/CBN/NCC/06/SAS-02  |
| 19.  |               | NACRDB   | NBS/CBN/NCC/06/SAS-03  |
| 20.  |               | Cooperative Societies                                  | NBS/CBN/NCC/06/SAS-04  |
| 21.  |               | Electricity Generation and Consumption                 | NBS/CBN/NCC/06/SAS-05  |
| 22.  |               | Research Institutes                                    | NBS/CBN/NCC/06/SAS-06  |
| 23.  |               | Fiscal Operations of State Government                  | NBS/CBN/NCC/06/SAS-07  |
| 24.  |               | Housing Statistics                                     | NBS/CBN/NCC/06/SAS-08  |
| 25.  |               | Health Indicator Statistics                            | NBS/CBN/NCC/06/SAS-09  |
| 26.  |               | Education Statistics                                   | NBS/CBN/NCC/06/SAS-10  |
| 27.  |               | Vehicle Registration Statistics                        | NBS/CBN/NCC/06/SAS-11  |
| 28.  |               | National Directorate of Employment                     | NBS/CBN/NCC/06/SAS-12  |
| 29.  |               | Reported Road of Accident                              | NBS/CBN/NCC/06/SAS-13  |
| 30.  |               | Agriculture Development Projects –ADP                  | NBS/CBN/NCC/06/SAS-14  |
| 31.  |               | Air Transport Statistics                               | NBS/CBN/NCC/06/SAS-15  |
| 32.  |               | Ocean Shipping   | NBS/CBN/NCC/06/SAS-16  |
| 33.  |               | River Basin and Rural Development                      | NBS/CBN/NCC/06/SAS-17  |
| 34.  |               | Railway Services                                       | NBS/CBN/NCC/06/SAS-18  |
| 35.  |               | Unemployment and Industrial Relation                   | NBS/CBN/NCC/06/SAS-19  |
| 36.  |               | Water Resources Statistics                             | NBS/CBN/NCC/06/SAS-20  |
| 37.  |               | Telecom-Fixed Telephone Operators                      | NBS/CBN/NCC/06/SAS-21  |
| 38.  |               | Telecom-Digital Mobile Telephone Operators             | NBS/CBN/NCC/06/SAS-22  |
| 39.  |               | Telecom-Pre-paid Calling Cards                         | NBS/CBN/NCC/06/SAS-23  |
| 40.  |               | Telecom-Vsat/PNL Satellite Operator                    | NBS/CBN/NCC/06/SAS-24  |
| 41.  |               | Telecom-Internet Service Provider                      | NBS/CBN/NCC/06/SAS-25  |
| 42.  |               | NIPOST   | NBS/CBN/NCC/06/SAS-26  |

**TABLE 1.2**

**NBS/CBN/NCC COLLABORATIVE STUDY ON SOCIO-ECONOMIC  
ACTIVITIES 2006  
STRAFIFICATION OF FHUs INTO CROP FARMING (C) LIVESTOCK  
KEEPING (L) AND FISHING (F) HOUSING UNITS**

| <b>HU No</b> | <b>Crop</b> | <b>Livestock</b> | <b>Fishing</b> |
|--------------|-------------|------------------|----------------|
| 1            | X           |                  |                |
| 2            | X           | X                | X              |
| 3            |             |                  | X              |
| 4            | X           | X                | X              |
| 5            |             | X                |                |
| 6            | X           |                  | X              |
| 7            | X           | X                | X              |
| 8            | X           | X                |                |
| 9            | X           |                  |                |
| *            | *           | *                | *              |
| *            | *           | *                | *              |
| *            | *           | *                | *              |

TABLE 1.3

**NBS/CBN/NCC COLLABORATIVE SURVEY  
2006 STATUS RETURNS ON ECONOMIC SURVEYS 9SUMMARY)**

| <b>S/N</b>   | <b>SECTOR</b>                     | <b>NUMBER<br/>IN<br/>FRAME</b> | <b>SAMPLE<br/>SIZE</b> | <b>RETRIVAL<br/>POSITION</b> | <b>PERCENTAGE<br/>OF TOTAL<br/>SAMPLE</b> |
|--------------|-----------------------------------|--------------------------------|------------------------|------------------------------|---|
| 1            | AGRICULTURE/ HUNTING AND FORESTRY | 391                            | 163                    | 53                           | 5.93                                      |
| 2            | FISHING                           | 10                             | 10                     | 0                            | 0.36                                      |
| 3            | MINNING & QUARRYING               | 222                            | 75                     | 17                           | 2.73                                      |
| 4            | MANUFACTURING                     | 3841                           | 769                    | 175                          | 27.96                                     |
| 5            | BUILDING & CONSTRUCTION           | 309                            | 137                    | 26                           | 4.98                                      |
| 6            | WHOLESALE & RETAIL                | 3188                           | 450                    | 99                           | 16.36                                     |
| 7            | HOTELS & RESTURANT                | 1456                           | 155                    | 60                           | 5.64                                      |
| 8            | ORGANISED ROAD TRANSPORT          | 539                            | 200                    | 54                           | 7.27                                      |
| 9            | FINANCIAL INTERMEDIATION          | 1681                           | 233                    | 2                            | 8.47                                      |
| 10           | PRIVATE PROFESSIONAL SERVICES     | 3018                           | 558                    | 146                          | 20.30                                     |
| <b>TOTAL</b> |                                   | <b>14655</b>                   | <b>2750</b>            | <b>632</b>                   | <b>100.00</b>                             |

TABLE 1.4 NBS/CBN/NCC COLLABORATIVE SURVEY ON SOCIOECONOMIC ACTIVITIES IN NIGERIA 2006

STATUS RETURNS ON ECONOMIC SURVEYS

| STATE CODE   | STATE LABEL | SECTOR                     |               |                 |                |                |                 |              |               |                 |                |                |                 |                    |               |                 |                |                |                 |
|--------------|-------------|----------------------------|---------------|-----------------|----------------|----------------|-----------------|--------------|---------------|-----------------|----------------|----------------|-----------------|--------------------|---------------|-----------------|----------------|----------------|-----------------|
|              |             | AGRIC., HUNTING & FORESTRY |               |                 |                |                |                 | FISHING      |               |                 |                |                |                 | MINING & QUARRYING |               |                 |                |                |                 |
|              |             | NO. EXPECTED               | NO. RETRIEVED | NO. OUTSTANDING | NO. OF REFUSAL | NO. MOVED AWAY | NO. CLOSED DOWN | NO. EXPECTED | NO. RETRIEVED | NO. OUTSTANDING | NO. OF REFUSAL | NO. MOVED AWAY | NO. CLOSED DOWN | NO. EXPECTED       | NO. RETRIEVED | NO. OUTSTANDING | NO. OF REFUSAL | NO. MOVED AWAY | NO. CLOSED DOWN |
| 01           | ABIA        | 11                         | 1             | 5               | 2              |                | 3               |              |               |                 |                |                | 4               |                    | 2             | 1               |                | 1              |                 |
| 02           | ADAMAWA     | 3                          | 2             | 1               |                |                |                 |              |               |                 |                |                |                 |                    |               |                 |                |                |                 |
| 03           | AKWA IBOM   | 3                          |               | 3               |                |                |                 | 1            |               | 1               |                |                |                 |                    |               |                 |                |                |                 |
| 04           | ANAMBRA     | 1                          |               | 1               |                |                |                 |              |               |                 |                |                | 2               |                    | 2             |                 |                |                |                 |
| 05           | BAUCHI      | 3                          |               | 3               |                |                |                 |              |               |                 |                |                | 2               | 1                  | 1             |                 |                |                |                 |
| 06           | BAYELSA     | 6                          |               | 6               |                |                |                 | 1            |               | 1               |                |                |                 |                    |               |                 |                |                |                 |
| 07           | BENUE       | 1                          | 1             |                 |                |                |                 |              |               |                 |                |                |                 |                    |               |                 |                |                |                 |
| 08           | BORNO       | 2                          | 1             |                 |                |                | 1               |              |               |                 |                |                | 1               |                    |               | 1               |                |                |                 |
| 09           | C/ RIVER    | 5                          |               | 4               |                |                | 1               | 1            |               | 1               |                |                | 1               |                    | 1             |                 |                |                |                 |
| 10           | DELTA       | 7                          | 2             | 5               |                |                |                 | 1            |               | 1               |                |                | 3               |                    | 3             |                 |                |                |                 |
| 11           | EBONYI      | 2                          | 1             | 1               |                |                |                 |              |               |                 |                |                | 15              | 8                  | 7             |                 |                |                |                 |
| 12           | EDO         | 2                          |               | 2               |                |                |                 |              |               |                 |                |                | 12              |                    | 12            |                 |                |                |                 |
| 13           | EKITI       | 1                          | 1             |                 |                |                |                 |              |               |                 |                |                |                 |                    |               |                 |                |                |                 |
| 14           | ENUGU       | 3                          |               | 3               |                |                |                 |              |               |                 |                |                | 4               |                    | 4             |                 |                |                |                 |
| 15           | FCT (ABUJA) | 2                          |               | 2               |                |                |                 |              |               |                 |                |                |                 |                    |               |                 |                |                |                 |
| 16           | GOMBE       | 1                          | 1             |                 |                |                |                 |              |               |                 |                |                | 6               | 5                  | 1             |                 |                |                |                 |
| 17           | IMO         | 2                          |               | 2               |                |                |                 | 1            |               | 1               |                |                |                 |                    |               |                 |                |                |                 |
| 18           | JIGAWA      | 4                          | 1             | 3               |                |                |                 |              |               |                 |                |                |                 |                    |               |                 |                |                |                 |
| 19           | KADUNA      | 2                          |               | 2               |                |                |                 |              |               |                 |                |                | 2               |                    | 1             |                 | 1              |                |                 |
| 20           | KANO        | 5                          | 5             |                 |                |                |                 |              |               |                 |                |                | 2               |                    | 2             |                 |                |                |                 |
| 21           | KATSINA     | 48                         | 15            | 33              |                |                |                 |              |               |                 |                |                |                 |                    |               |                 |                |                |                 |
| 22           | KEBBI       |                            |               |                 |                |                |                 |              |               |                 |                |                |                 |                    |               |                 |                |                |                 |
| 23           | KOGI        | 2                          |               | 2               |                |                |                 |              |               |                 |                |                | 4               |                    | 4             |                 |                |                |                 |
| 24           | KWARA       | 2                          |               | 2               |                |                |                 |              |               |                 |                |                |                 |                    |               |                 |                |                |                 |
| 25           | LAGOS       | 4                          |               | 4               |                |                |                 |              |               |                 |                |                | 4               |                    | 4             |                 |                |                |                 |
| 26           | NASSARAWA   |                            |               |                 |                |                |                 |              |               |                 |                |                | 4               | 2                  | 2             |                 |                |                |                 |
| 27           | NIGER       | 15                         | 14            | 1               |                |                |                 |              |               |                 |                |                | 1               |                    | 1             |                 |                |                |                 |
| 28           | OGUN        | 6                          | 1             | 5               |                |                |                 | 2            |               | 2               |                |                |                 |                    |               |                 |                |                |                 |
| 29           | ONDO        | 2                          |               | 2               |                |                |                 | 1            |               | 1               |                |                | 4               |                    | 4             |                 |                |                |                 |
| 30           | OSUN        | 2                          | 1             | 1               |                |                |                 |              |               |                 |                |                |                 |                    |               |                 |                |                |                 |
| 31           | OYO         | 6                          | 4             | 2               |                |                |                 |              |               |                 |                |                | 2               | 1                  | 1             |                 |                |                |                 |
| 32           | PLATEAU     | 1                          |               | 1               |                |                |                 |              |               |                 |                |                | 1               |                    |               | 1               |                |                |                 |
| 33           | RIVERS      | 2                          |               | 2               |                |                |                 | 1            |               | 1               |                |                | 1               |                    | 1             |                 |                |                |                 |
| 34           | SOKOTO      | 2                          | 1             | 1               |                |                |                 |              |               |                 |                |                |                 |                    |               |                 |                |                |                 |
| 35           | TARABA      | 2                          | 1             | 1               |                |                |                 |              |               |                 |                |                |                 |                    |               |                 |                |                |                 |
| 36           | YOBE        | 1                          |               | 1               |                |                |                 |              |               |                 |                |                |                 |                    |               |                 |                |                |                 |
| 37           | ZAMFARA     | 2                          |               | 2               |                |                |                 | 1            |               | 1               |                |                |                 |                    |               |                 |                |                |                 |
| <b>TOTAL</b> |             | <b>163</b>                 | <b>53</b>     | <b>103</b>      | <b>2</b>       | <b>0</b>       | <b>5</b>        | <b>10</b>    | <b>0</b>      | <b>10</b>       | <b>0</b>       | <b>0</b>       | <b>0</b>        | <b>75</b>          | <b>17</b>     | <b>53</b>       | <b>3</b>       | <b>1</b>       | <b>1</b>        |

**TABLE 1.4 (Contd) NBS/CBN/NCC COLLABORATIVE SURVEY ON SOCIOECONOMIC ACTIVITIES IN NIGERIA 2006  
STATUS RETURNS ON ECONOMIC SURVEYS**

| STATE CODE   | STATE LABEL | SECTOR        |               |                 |                |                |                 |                        |               |                 |                |                |                 |                           |               |                 |                |                |                 |
|--------------|-------------|---------------|---------------|-----------------|----------------|----------------|-----------------|------------------------|---------------|-----------------|----------------|----------------|-----------------|---------------------------|---------------|-----------------|----------------|----------------|-----------------|
|              |             | MANUFACTURING |               |                 |                |                |                 | HOTELS AND RESTAURANTS |               |                 |                |                |                 | BUILDING AND CONSTRUCTION |               |                 |                |                |                 |
|              |             | NO. EXPECTED  | NO. RETRIEVED | NO. OUTSTANDING | NO. OF REFUSAL | NO. MOVED AWAY | NO. CLOSED DOWN | NO. EXPECTED           | NO. RETRIEVED | NO. OUTSTANDING | NO. OF REFUSAL | NO. MOVED AWAY | NO. CLOSED DOWN | NO. EXPECTED              | NO. RETRIEVED | NO. OUTSTANDING | NO. OF REFUSAL | NO. MOVED AWAY | NO. CLOSED DOWN |
| 01           | ABIA        | 12            |               | 8               |                | 2              | 2               | 4                      |               | 3               |                | 1              |                 | 3                         |               | 2               | 1              |                |                 |
| 02           | ADAMAWA     | 4             | 3             | 1               |                |                |                 | 7                      | 5             | 1               |                |                | 1               |                           |               |                 |                |                |                 |
| 03           | AKWA IBOM   | 4             |               | 4               |                |                |                 | 5                      |               | 5               |                |                |                 | 2                         |               | 2               |                |                |                 |
| 04           | ANAMBRA     | 16            | 2             | 14              |                |                |                 | 2                      | 1             | 1               |                |                |                 | 1                         |               | 1               |                |                |                 |
| 05           | BAUCHI      | 17            | 4             | 9               |                |                | 4               | 6                      | 3             | 3               |                |                |                 | 1                         | 1             |                 |                |                |                 |
| 06           | BAYELSA     | 4             | 1             | 2               | 1              |                |                 | 2                      |               |                 | 2              |                |                 | 2                         | 1             |                 | 1              |                |                 |
| 07           | BENUE       | 5             | 5             |                 |                |                |                 | 2                      | 1             |                 | 1              |                |                 | 2                         | 1             |                 | 1              |                |                 |
| 08           | BORNO       | 7             | 4             | 1               |                | 2              |                 | 7                      | 3             | 4               |                |                |                 | 1                         | 1             |                 |                |                |                 |
| 09           | C/ RIVER    | 5             | 1             | 1               |                |                | 3               | 6                      | 2             | 2               |                | 1              | 1               | 3                         | 1             |                 |                |                | 2               |
| 10           | DELTA       | 10            | 3             | 7               |                |                |                 | 2                      | 1             | 1               |                |                |                 | 12                        | 1             | 7               | 4              |                |                 |
| 11           | EBONYI      | 4             | 1             | 3               |                |                |                 | 4                      | 1             | 3               |                |                |                 | 1                         |               | 1               |                |                |                 |
| 12           | EDO         | 14            |               | 14              |                |                |                 | 2                      |               | 2               |                |                |                 | 5                         | 1             | 4               |                |                |                 |
| 13           | EKITI       | 9             | 1             | 7               | 1              |                |                 | 2                      | 1             |                 | 1              |                |                 | 1                         |               | 1               |                |                |                 |
| 14           | ENUGU       | 4             | 4             |                 |                |                |                 | 4                      | 3             | 1               |                |                |                 | 6                         | 1             | 1               | 1              | 3              |                 |
| 15           | FCT (ABUJA) | 8             |               | 8               |                |                |                 | 15                     | 1             | 14              |                |                |                 | 13                        |               | 13              |                |                |                 |
| 16           | GOMBE       | 7             | 6             | 1               |                |                |                 | 4                      | 4             |                 |                |                |                 | 1                         | 1             |                 |                |                |                 |
| 17           | IMO         | 8             |               | 8               |                |                |                 | 3                      |               | 3               |                |                |                 | 4                         |               | 4               |                |                |                 |
| 18           | JIGAWA      | 9             |               | 9               |                |                |                 | 2                      | 1             | 1               |                |                |                 | 2                         | 2             |                 |                |                |                 |
| 19           | KADUNA      | 19            | 7             | 4               | 3              | 1              | 4               | 6                      | 2             | 3               |                |                | 1               | 12                        | 2             | 5               |                |                | 5               |
| 20           | KANO        | 49            | 20            | 11              |                | 3              | 15              | 6                      | 2             | 4               |                |                |                 | 9                         | 3             | 5               |                |                | 1               |
| 21           | KATSINA     | 31            | 15            | 16              |                |                |                 | 3                      | 3             |                 |                |                |                 | 5                         | 2             | 3               |                |                |                 |
| 22           | KEBBI       | 5             | 4             | 1               |                |                |                 | 2                      | 1             | 1               |                |                |                 | 1                         |               | 1               |                |                |                 |
| 23           | KOGI        | 4             |               | 4               |                |                |                 | 2                      |               | 2               |                |                |                 | 1                         |               | 1               |                |                |                 |
| 24           | KWARA       | 8             | 6             | 2               |                |                |                 | 2                      |               | 2               |                |                |                 | 2                         | 1             | 1               |                |                |                 |
| 25           | LAGOS       | 405           | 50            | 355             |                |                |                 | 20                     | 8             | 12              |                |                |                 | 23                        | 3             | 20              |                |                |                 |
| 26           | NASSARAWA   | 8             | 4             | 4               |                |                |                 | 3                      | 1             | 2               |                |                |                 |                           |               |                 |                |                |                 |
| 27           | NIGER       | 4             | 2             | 2               |                |                |                 | 2                      | 2             |                 |                |                |                 | 2                         |               | 2               |                |                |                 |
| 28           | OGUN        | 15            | 2             | 13              |                |                |                 | 2                      | 1             | 1               |                |                |                 | 1                         |               | 1               |                |                |                 |
| 29           | ONDO        | 8             | 3             | 5               |                |                |                 | 2                      |               | 2               |                |                |                 | 2                         |               | 2               |                |                |                 |
| 30           | OSUN        | 14            | 5             | 2               | 2              | 5              |                 | 2                      |               | 2               |                |                |                 | 1                         |               | 1               |                |                |                 |
| 31           | OYO         | 17            | 7             | 10              |                |                |                 | 2                      |               | 2               |                |                |                 | 3                         | 1             | 2               |                |                |                 |
| 32           | PLATEAU     | 9             | 9             |                 |                |                |                 | 8                      | 2             | 6               |                |                |                 | 3                         | 1             | 1               | 1              |                |                 |
| 33           | RIVERS      | 7             | 2             | 4               |                |                | 1               | 4                      | 1             | 3               |                |                |                 | 7                         | 1             | 5               |                |                | 1               |
| 34           | SOKOTO      | 5             | 1             | 4               |                |                |                 | 2                      | 2             |                 |                |                |                 | 2                         |               | 2               |                |                |                 |
| 35           | TARABA      | 5             | 2             | 2               |                | 1              |                 | 4                      | 4             |                 |                |                |                 | 1                         |               | 1               |                |                |                 |
| 36           | YOBE        | 4             |               | 4               |                |                |                 | 2                      | 2             |                 |                |                |                 | 1                         |               | 1               |                |                |                 |
| 37           | ZAMFARA     | 5             | 1             | 2               |                |                | 2               | 2                      | 2             |                 |                |                |                 | 1                         | 1             |                 |                |                |                 |
| <b>TOTAL</b> |             | <b>769</b>    | <b>175</b>    | <b>542</b>      | <b>7</b>       | <b>14</b>      | <b>31</b>       | <b>155</b>             | <b>60</b>     | <b>86</b>       | <b>4</b>       | <b>2</b>       | <b>3</b>        | <b>137</b>                | <b>26</b>     | <b>90</b>       | <b>9</b>       | <b>3</b>       | <b>9</b>        |



**TABLE 1.4 (Contd) NBS/CBN/NCC COLLABORATIVE SURVEY ON SOCIOECONOMIC ACTIVITIES IN NIGERIA 2006  
STATUS RETURNS ON ECONOMIC SURVEYS**

| STATE CODE   | STATE LABEL | SECTOR                   |               |                 |                |                |                 |            |               |                 |                               |                |                 |              |               |                 |                     |                |                 |
|--------------|-------------|--------------------------|---------------|-----------------|----------------|----------------|-----------------|------------|---------------|-----------------|-------------------------------|----------------|-----------------|--------------|---------------|-----------------|---------------------|----------------|-----------------|
|              |             | WHOLESALE / RETAIL TRADE |               |                 |                |                |                 |            |               |                 | PRIVATE PROFESSIONAL SERVICES |                |                 |              |               |                 | BANKING AND FINANCE |                |                 |
|              |             | NO. EXPECT               | NO. RETRIEVED | NO. OUTSTANDING | NO. OF REFUSAL | NO. MOVED AWAY | NO. CLOSED DOWN | NO. EXPEC  | NO. RETRIEVED | NO. OUTSTANDING | NO. OF REFUSAL                | NO. MOVED AWAY | NO. CLOSED DOWN | NO. EXPECTED | NO. RETRIEVED | NO. OUTSTANDING | NO. OF REFUSAL      | NO. MOVED AWAY | NO. CLOSED DOWN |
| 01           | ABIA        | 20                       |               | 16              |                | 1              | 3               | 17         | 3             | 14              |                               |                |                 | 7            |               | 7               |                     |                |                 |
| 02           | ADAMAWA     | 5                        | 3             | 2               |                |                |                 | 4          | 2             | 1               |                               |                | 1               | 2            |               | 2               |                     |                |                 |
| 03           | AKWA IBOM   | 10                       |               | 10              |                |                |                 | 12         |               | 12              |                               |                |                 | 4            |               | 4               |                     |                |                 |
| 04           | ANAMBRA     | 8                        | 5             | 3               |                |                |                 | 24         | 2             | 22              |                               |                |                 | 10           |               | 10              |                     |                |                 |
| 05           | BAUCHI      | 9                        | 2             | 3               | 3              |                | 1               | 7          | 3             | 3               | 1                             |                |                 | 4            |               | 4               |                     |                |                 |
| 06           | BAYELSA     | 4                        | 1             | 1               |                | 2              |                 | 5          | 3             | 1               | 1                             |                |                 | 2            |               | 2               |                     |                |                 |
| 07           | BENUE       | 5                        | 1             |                 | 2              |                | 2               | 14         | 7             | 1               | 2                             | 2              | 2               | 3            |               | 3               |                     |                |                 |
| 08           | BORNO       | 9                        | 3             | 6               |                |                |                 | 8          | 3             | 4               | 1                             |                |                 | 4            |               | 4               |                     |                |                 |
| 09           | C/ RIVER    | 7                        |               | 2               | 1              | 2              | 2               | 8          |               | 6               | 1                             | 1              |                 | 4            |               | 4               |                     |                |                 |
| 10           | DELTA       | 9                        | 4             | 3               |                | 1              | 1               | 19         | 2             | 12              |                               | 3              | 2               | 5            |               | 5               |                     |                |                 |
| 11           | EBONYI      | 6                        | 1             | 5               |                |                |                 | 8          |               | 8               |                               |                |                 | 2            |               | 2               |                     |                |                 |
| 12           | EDO         | 11                       | 1             | 10              |                |                |                 | 16         | 2             | 14              |                               |                |                 | 7            |               | 7               |                     |                |                 |
| 13           | EKITI       | 5                        |               | 3               |                | 1              | 1               | 5          | 4             | 1               |                               |                |                 | 3            |               |                 |                     | 3              |                 |
| 14           | ENUGU       | 8                        | 1             | 4               | 2              |                | 1               | 12         | 3             | 8               |                               | 1              |                 | 4            | 1             | 3               |                     |                |                 |
| 15           | FCT (ABUJA) | 14                       |               | 14              |                |                |                 | 27         | 4             | 23              |                               |                |                 | 9            |               | 9               |                     |                |                 |
| 16           | GOMBE       | 9                        | 8             | 1               |                |                |                 | 7          | 2             | 2               |                               | 1              | 2               | 2            |               | 2               |                     |                |                 |
| 17           | IMO         | 11                       |               | 11              |                |                |                 | 38         | 3             | 35              |                               |                |                 | 6            |               | 6               |                     |                |                 |
| 18           | JIGAWA      | 4                        |               |                 |                | 1              | 3               | 2          | 1             | 1               |                               |                |                 | 3            |               | 3               |                     |                |                 |
| 19           | KADUNA      | 19                       | 1             | 5               | 6              | 2              | 5               | 33         | 3             | 8               | 5                             | 3              | 14              | 10           |               | 10              |                     |                |                 |
| 20           | KANO        | 34                       | 7             | 19              |                | 2              | 6               | 26         | 4             | 8               | 4                             | 10             |                 | 12           |               | 12              |                     |                |                 |
| 21           | KATSINA     | 15                       | 8             | 7               |                |                |                 | 8          | 1             | 7               |                               |                |                 | 5            |               | 5               |                     |                |                 |
| 22           | KEBBI       | 3                        | 1             | 2               |                |                |                 | 1          | 1             |                 |                               |                |                 | 2            | 1             | 1               |                     |                |                 |
| 23           | KOGI        | 4                        | 2             | 2               |                |                |                 | 5          | 1             | 4               |                               |                |                 | 4            |               | 4               |                     |                |                 |
| 24           | KWARA       | 10                       | 6             | 4               |                |                |                 | 13         | 6             | 7               |                               |                |                 | 3            |               | 3               |                     |                |                 |
| 25           | LAGOS       | 97                       | 18            | 79              |                |                |                 | 124        | 48            | 76              |                               |                |                 | 61           |               | 61              |                     |                |                 |
| 26           | NASSARAWA   | 6                        | 4             | 2               |                |                |                 | 9          | 5             | 4               |                               |                |                 | 2            |               | 2               |                     |                |                 |
| 27           | NIGER       | 6                        | 1             | 5               |                |                |                 | 6          | 2             | 4               |                               |                |                 | 4            |               | 4               |                     |                |                 |
| 28           | OGUN        | 10                       |               | 10              |                |                |                 | 7          | 1             | 6               |                               |                |                 | 7            |               | 7               |                     |                |                 |
| 29           | ONDO        | 10                       | 3             | 7               |                |                |                 | 10         | 2             | 7               | 1                             |                |                 | 8            |               | 8               |                     |                |                 |
| 30           | OSUN        | 11                       | 5             | 5               |                | 1              |                 | 9          | 3             | 2               |                               | 4              |                 | 7            |               | 7               |                     |                |                 |
| 31           | OYO         | 16                       | 1             | 13              |                | 1              | 1               | 19         | 3             | 16              |                               |                |                 | 11           |               | 11              |                     |                |                 |
| 32           | PLATEAU     | 15                       | 4             | 8               | 3              |                |                 | 23         | 15            | 2               | 6                             |                |                 | 4            |               | 4               |                     |                |                 |
| 33           | RIVERS      | 16                       |               | 13              | 1              |                | 2               | 17         | 1             | 14              | 2                             |                |                 | 4            |               | 4               |                     |                |                 |
| 34           | SOKOTO      | 4                        | 1             | 3               |                |                |                 | 1          |               | 1               |                               |                |                 | 2            |               | 2               |                     |                |                 |
| 35           | TARABA      | 4                        |               | 3               | 1              |                |                 | 10         | 6             | 3               |                               |                | 1               | 2            |               | 2               |                     |                |                 |
| 36           | YOBE        | 4                        |               | 4               |                |                |                 | 2          |               | 2               |                               |                |                 | 2            |               | 2               |                     |                |                 |
| 37           | ZAMFARA     | 12                       | 7             | 5               |                |                |                 | 2          |               | 2               |                               |                |                 | 2            |               | 2               |                     |                |                 |
| <b>TOTAL</b> |             | <b>450</b>               | <b>99</b>     | <b>290</b>      | <b>19</b>      | <b>14</b>      | <b>28</b>       | <b>558</b> | <b>146</b>    | <b>341</b>      | <b>24</b>                     | <b>25</b>      | <b>22</b>       | <b>233</b>   | <b>2</b>      | <b>228</b>      | <b>0</b>            | <b>3</b>       | <b>0</b>        |

TABLE 1.4 (Contd) NBS/CBN/NCC COLLABORATIVE SURVEY ON SOCIOECONOMIC ACTIVITIES IN NIGERIA 2006

STATUS RETURNS ON ECONOMIC SURVEYS

| STATE CODE | STATE LABEL  | SECTOR                   |               |                 |                |                |                 |                    |               |                 |                |                | SECTOR                                 |             |               |                 |                |                |                 |
|------------|--------------|--------------------------|---------------|-----------------|----------------|----------------|-----------------|--------------------|---------------|-----------------|----------------|----------------|--|-------------|---------------|-----------------|----------------|----------------|-----------------|
|            |              | ORGANISED ROAD TRANSPORT |               |                 |                |                |                 | BALANCE OF PAYMENT |               |                 |                |                | PETROLEUM SECTOR STATISTICS (REFINERY) |             |               |                 |                |                |                 |
|            |              | NO EXPECTED              | NO. RETRIEVED | NO. OUTSTANDING | NO. OF REFUSAL | NO. MOVED AWAY | NO. CLOSED DOWN | NO. EXPECTED       | NO. RETRIEVED | NO. OUTSTANDING | NO. OF REFUSAL | NO. MOVED AWAY | NO. CLOSED DOWN                        | NO EXPECTED | NO. RETRIEVED | NO. OUTSTANDING | NO. OF REFUSAL | NO. MOVED AWAY | NO. CLOSED DOWN |
| 01         | ABIA         | 8                        | 4             | 4               |                |                |                 | 7                  |               | 7               |                |                |  |             |               |                 |                |                |                 |
| 02         | ADAMAWA      | 2                        | 2             |                 |                |                |                 | 2                  | 1             | 1               |                |                |  |             |               |                 |                |                |                 |
| 03         | AKWA IBOM    | 2                        | 1             | 1               |                |                |                 | 4                  |               | 4               |                |                |  |             |               |                 |                |                |                 |
| 04         | ANAMBRA      | 8                        | 1             | 7               |                |                |                 | 10                 |               | 10              |                |                |  |             |               |                 |                |                |                 |
| 05         | BAUCHI       | 17                       | 3             | 8               |                |                | 6               | 4                  |               | 4               |                |                |  |             |               |                 |                |                |                 |
| 06         | BAYELSA      | 1                        | 1             |                 |                |                |                 | 2                  |               | 2               |                |                |  |             |               |                 |                |                |                 |
| 07         | BENUUE       | 5                        | 2             |                 | 2              |                | 1               | 3                  |               | 3               |                |                |  |             |               |                 |                |                |                 |
| 08         | BORNO        | 1                        | 1             |                 |                |                |                 | 4                  |               | 4               |                |                |  |             |               |                 |                |                |                 |
| 09         | CROSS RIVER  | 1                        | 1             |                 |                |                |                 | 4                  |               | 4               |                |                |  |             |               |                 |                |                |                 |
| 10         | DELTA        | 6                        |               | 6               |                |                |                 | 5                  |               | 5               |                |                | 1                                      |             |               | 1               |                |                |                 |
| 11         | EBONYI       | 3                        | 1             | 2               |                |                |                 | 2                  |               | 2               |                |                |  |             |               |                 |                |                |                 |
| 12         | EDO          | 14                       | 1             | 13              |                |                |                 | 7                  |               | 7               |                |                |  |             |               |                 |                |                |                 |
| 13         | EKITI        | 1                        |               | 1               |                |                |                 | 3                  | 1             | 2               |                |                |  |             |               |                 |                |                |                 |
| 14         | ENUGU        | 5                        | 1             | 4               |                |                |                 | 4                  |               | 4               |                |                |  |             |               |                 |                |                |                 |
| 15         | FCT (ABUJA)  | 3                        |               | 3               |                |                |                 | 9                  |               | 9               |                |                |  |             |               |                 |                |                |                 |
| 16         | GOMBE        | 5                        | 5             |                 |                |                |                 | 2                  |               | 2               |                |                |  |             |               |                 |                |                |                 |
| 17         | IMO          | 4                        |               | 4               |                |                |                 | 6                  |               | 6               |                |                |  |             |               |                 |                |                |                 |
| 18         | JIGAWA       | 4                        |               |                 |                | 2              | 2               | 3                  |               | 3               |                |                |  |             |               |                 |                |                |                 |
| 19         | KADUNA       | 7                        |               | 1               | 3              | 2              | 1               | 10                 | 1             | 9               |                |                | 1                                      |             |               | 1               |                |                |                 |
| 20         | KANO         | 5                        | 2             | 3               |                |                |                 | 12                 |               | 12              |                |                |  |             |               |                 |                |                |                 |
| 21         | KATSINA      | 30                       | 10            | 20              |                |                |                 | 5                  |               | 5               |                |                |  |             |               |                 |                |                |                 |
| 22         | KEBBI        |                          |               |                 |                |                |                 | 2                  | 1             | 1               |                |                |  |             |               |                 |                |                |                 |
| 23         | KOGI         | 2                        | 1             | 1               |                |                |                 | 4                  |               | 4               |                |                |  |             |               |                 |                |                |                 |
| 24         | KWARA        | 2                        | 2             |                 |                |                |                 | 3                  | 3             |                 |                |                |  |             |               |                 |                |                |                 |
| 25         | LAGOS        | 23                       | 1             | 22              |                |                |                 | 61                 | 24            | 37              |                |                |  |             |               |                 |                |                |                 |
| 26         | NASSARAWA    | 5                        | 3             | 2               |                |                |                 | 2                  | 2             |                 |                |                |  |             |               |                 |                |                |                 |
| 27         | NIGER        | 1                        | 1             |                 |                |                |                 | 4                  |               | 4               |                |                |  |             |               |                 |                |                |                 |
| 28         | OGUN         | 2                        |               | 2               |                |                |                 | 7                  |               | 7               |                |                |  |             |               |                 |                |                |                 |
| 29         | ONDO         | 5                        |               | 5               |                |                |                 | 8                  |               | 8               |                |                |  |             |               |                 |                |                |                 |
| 30         | OSUN         | 2                        |               | 2               |                |                |                 | 7                  |               | 7               |                |                |  |             |               |                 |                |                |                 |
| 31         | OYO          | 6                        | 1             | 4               | 1              |                |                 | 11                 |               | 11              |                |                |  |             |               |                 |                |                |                 |
| 32         | PLATEAU      | 4                        | 1             | 1               |                |                | 2               | 4                  | 2             | 2               |                |                |  |             |               |                 |                |                |                 |
| 33         | RIVERS       | 5                        | 1             | 3               |                |                | 1               | 4                  |               | 4               |                |                | 2                                      |             |               | 2               |                |                |                 |
| 34         | SOKOTO       | 1                        |               | 1               |                |                |                 | 2                  |               | 2               |                |                |  |             |               |                 |                |                |                 |
| 35         | TARABA       | 5                        | 3             | 2               |                |                |                 | 2                  |               | 2               |                |                |  |             |               |                 |                |                |                 |
| 36         | YOBE         | 1                        | 1             |                 |                |                |                 | 2                  |               | 2               |                |                |  |             |               |                 |                |                |                 |
| 37         | ZAMFARA      | 4                        | 3             | 1               |                |                |                 | 2                  |               | 2               |                |                |  |             |               |                 |                |                |                 |
|            | <b>TOTAL</b> | <b>200</b>               | <b>54</b>     | <b>123</b>      | <b>6</b>       | <b>4</b>       | <b>13</b>       | <b>233</b>         | <b>35</b>     | <b>198</b>      | <b>0</b>       | <b>0</b>       | <b>0</b>                               | <b>4</b>    |               | <b>4</b>        |                |                |                 |

**TABLE 1.4 (Contd) NBS/CBN/NCC COLLABORATIVE SURVEY ON SOCIOECONOMIC ACTIVITIES  
IN NIGERIA 2006  
STATUS RETURNS ON CORPORATE NON-FINANCIAL BY STATE AND  
SECTOR.**

| STATE CODE               | STATE LABEL | SECTOR  |               |            |                |                         |               |            |                |                 |               |            |                |
|--------------------------|-------------|---|---------------|------------|----------------|-------------------------|---------------|------------|----------------|-----------------|---------------|------------|----------------|
|                          |             | MANUFACTURING   |               |            |                | BUILDING & CONSTRUCTION |               |            |                | TRANSPORT/COMM. |               |            |                |
|                          |             | NO. EXPECTED  | NO. RETRIEVED | ANALYSABLE | NOT ANALYSABLE | NO. EXPECTED            | NO. RETRIEVED | ANALYSABLE | NOT ANALYSABLE | NO. EXPECTED    | NO. RETRIEVED | ANALYSABLE | NOT ANALYSABLE |
| 01                       | ABIA        | 12  |               |            |                | 1                       |               |            |                | 1               |               |            |                |
| 02                       | ADAMAWA     | 2   | 2             | 2          |                | 3                       |               |            |                | 1               | 1             | 1          |                |
| 03                       | AKWA IBOM   | 3   |               |            |                |                         |               |            |                | 3               |               |            |                |
| 04                       | ANAMBRA     | 14  | 2             | 2          |                | 1                       |               |            |                |                 |               |            |                |
| 05                       | BAUCHI      | 5   |               |            |                |                         |               |            |                | 4               |               |            |                |
| 06                       | BAYELSA     | 1   | 1             |            | 1              | 1                       | 1             | 1          |                |                 |               |            |                |
| 07                       | BENUE       | 3   |               |            |                |                         |               |            |                | 3               |               |            |                |
| 08                       | BORNO       | 6   |               |            |                |                         |               |            |                | 2               |               |            |                |
| 09                       | CROSS RIVER | 7   | 1             |            | 1              |                         |               |            |                | 1               |               |            |                |
| 10                       | DELTA       | 7   |               |            |                |                         |               |            |                |                 |               |            |                |
| 11                       | EBONYI      | 2   | 2             | 2          |                |                         |               |            |                |                 |               |            |                |
| 12                       | EDO         | 3   |               |            |                | 1                       |               |            |                | 1               |               |            |                |
| 13                       | EKITI       | 5   | 5             | 3          | 2              |                         |               |            |                |                 |               |            |                |
| 14                       | ENUGU       | 13  |               |            |                |                         |               |            |                | 1               |               |            |                |
| 15                       | FCT (ABUJA) |   |               |            |                |                         |               |            |                | 3               |               |            |                |
| 16                       | GOMBE       | 2   |               |            |                |                         |               |            |                |                 |               |            |                |
| 17                       | IMO         | 10  |               |            |                | 1                       |               |            |                | 2               |               |            |                |
| 18                       | JIGAWA      |   |               |            |                |                         |               |            |                |                 |               |            |                |
| 19                       | KADUNA      | 8   |               |            |                |                         |               |            |                | 1               |               |            |                |
| 20                       | KANO        | 10  |               |            |                | 1                       |               |            |                | 4               |               |            |                |
| 21                       | KATSINA     | 1   |               |            |                |                         |               |            |                |                 |               |            |                |
| 22                       | KEBBI       | 1   | 1             |            | 1              |                         |               |            |                |                 |               |            |                |
| 23                       | KOGI        | 1   |               |            |                |                         |               |            |                |                 |               |            |                |
| 24                       | KWARA       | 4   | 1             |            | 1              | 1                       | 1             |            | 1              | 2               | 2             | 2          |                |
| 25                       | LAGOS       | 138   | 24            | 20         | 4              | 10                      |               |            |                | 18              | 1             | 1          |                |
| 26                       | NASSARAWA   | 4   | 4             | 1          | 3              |                         |               |            |                | 4               | 4             |            | 4              |
| 27                       | NIGER       |   |               |            |                |                         |               |            |                |                 |               |            |                |
| 28                       | OGUN        | 13  |               |            |                |                         |               |            |                | 1               |               |            |                |
| 29                       | ONDO        | 6   | 5             | 4          | 1              |                         |               |            |                |                 | 1             | 1          |                |
| 30                       | OSUN        | 10  |               |            |                |                         |               |            |                |                 |               |            |                |
| 31                       | OYO         | 13  | 10            | 8          | 2              | 1                       | 1             |            | 1              | 2               |               |            |                |
| 32                       | PLATEAU     | 13  |               |            |                |                         |               |            |                |                 |               |            |                |
| 33                       | RIVERS      | 10  |               |            |                |                         |               |            |                |                 |               |            |                |
| 34                       | SOKOTO      | 1   |               |            |                |                         |               |            |                | 2               |               |            |                |
| 35                       | TARABA      |   |               |            |                |                         |               |            |                | 1               |               |            |                |
| 36                       | YOBE        |   |               |            |                |                         |               |            |                |                 |               |            |                |
| 37                       | ZAMFARA     | 1   |               |            |                |                         |               |            |                |                 |               |            |                |
| <b>TOTAL</b>             |             | <b>329</b>  | <b>58</b>     | <b>42</b>  | <b>16</b>      | <b>21</b>               | <b>3</b>      | <b>1</b>   | <b>2</b>       | <b>57</b>       | <b>9</b>      | <b>5</b>   | <b>4</b>       |
| <b>GRAND TOTAL = 534</b> |             | <b>TOTAL RETRIEVED = 116, NO. ANALYSABLE = 63, NOT ANALYSABLE = 53.</b> |               |            |                |                         |               |            |                |                 |               |            |                |

**TABLE 1.4 Contd) NBS/CBN/NCC COLLABORATIVE SURVEY ON SOCIO-ECONOMIC ACTIVITIES IN NIGERIA 2006  
STATUS RETURNS ON CORPORATE NON-FINANCIAL BY STATE AND SECTOR**

| STATE CODE   | STATE LABEL | SECTOR                   |               |            |                |                                  |               |            |                |              |               |            |                |
|--------------|-------------|--------------------------|---------------|------------|----------------|----------------------------------|---------------|------------|----------------|--------------|---------------|------------|----------------|
|              |             | WHOLESALE & RETAIL TRADE |               |            |                | AGRICULTURAL, MINING & QUARRYING |               |            |                | OTHERS       |               |            |                |
|              |             | NO. EXPECTED             | NO. RETRIEVED | ANALYSABLE | NOT ANALYSABLE | NO. EXPECTED                     | NO. RETRIEVED | ANALYSABLE | NOT ANALYSABLE | NO. EXPECTED | NO. RETRIEVED | ANALYSABLE | NOT ANALYSABLE |
| 01           | ABIA        |                          |               |            |                |                                  | 1             |            |                |              |               |            |                |
| 02           | ADAMAWA     |                          |               |            |                | 1                                |               |            | 1              | 1            | 1             |            | 1              |
| 03           | AKWA IBOM   |                          |               |            |                |                                  |               |            |                |              |               |            |                |
| 04           | ANAMBRA     |                          |               |            |                |                                  |               |            |                |              |               |            |                |
| 05           | BAUCHI      |                          |               |            |                |                                  |               |            |                |              |               |            |                |
| 06           | BAYELSA     | 2                        | 2             | 1          | 1              |                                  |               |            |                |              |               |            |                |
| 07           | BENUE       |                          |               |            |                |                                  |               |            |                |              |               |            |                |
| 08           | BORNO       |                          |               |            |                |                                  |               |            |                |              |               |            |                |
| 09           | CROSS RIVER |                          |               |            |                | 1                                | 1             | 1          |                | 2            | 2             | 2          |                |
| 10           | DELTA       |                          |               |            |                |                                  |               |            |                |              |               |            |                |
| 11           | EBONYI      |                          |               |            |                |                                  |               |            |                |              |               |            |                |
| 12           | EDO         |                          |               |            |                | 3                                |               |            |                |              |               |            |                |
| 13           | EKITI       |                          |               |            |                | 1                                | 1             |            | 1              |              |               |            |                |
| 14           | ENUGU       | 2                        |               |            |                |                                  |               |            |                |              |               |            |                |
| 15           | FCT (ABUJA) |                          |               |            |                |                                  |               |            |                | 4            |               |            |                |
| 16           | GOMBE       |                          |               |            |                |                                  |               |            |                |              |               |            |                |
| 17           | IMO         |                          |               |            |                |                                  |               |            |                |              |               |            |                |
| 18           | JIGAWA      |                          |               |            |                |                                  |               |            |                |              |               |            |                |
| 19           | KADUNA      | 1                        |               |            |                |                                  |               |            |                |              |               |            |                |
| 20           | KANO        |                          |               |            |                |                                  |               |            |                |              |               |            |                |
| 21           | KATSINA     |                          |               |            |                |                                  |               |            |                |              |               |            |                |
| 22           | KEBBI       |                          |               |            |                |                                  |               |            |                |              |               |            |                |
| 23           | KOGI        | 1                        |               |            |                |                                  |               |            |                |              |               |            |                |
| 24           | KWARA       |                          |               |            |                |                                  |               |            |                | 7            | 7             |            | 7              |
| 25           | LAGOS       | 49                       | 1             | 1          |                | 1                                |               |            |                | 14           |               |            |                |
| 26           | NASSARAWA   | 4                        | 4             | 2          | 2              | 6                                | 6             | 3          | 3              | 5            | 5             |            | 5              |
| 27           | NIGER       |                          |               |            |                |                                  |               |            |                |              |               |            |                |
| 28           | OGUN        | 1                        | 1             | 1          |                | 2                                |               |            |                |              |               |            |                |
| 29           | ONDO        | 1                        |               |            |                | 1                                |               |            |                | 2            | 2             | 1          | 1              |
| 30           | OSUN        | 5                        | 5             | 1          | 4              | 1                                | 1             |            | 1              | 3            | 3             |            | 3              |
| 31           | OYO         | 1                        | 1             | 1          |                |                                  |               |            |                | 2            | 2             | 1          | 1              |
| 32           | PLATEAU     | 1                        |               |            |                | 1                                |               |            |                | 1            |               |            |                |
| 33           | RIVERS      |                          |               |            |                |                                  |               |            |                | 1            |               |            |                |
| 34           | SOKOTO      |                          |               |            |                |                                  |               |            |                |              |               |            |                |
| 35           | TARABA      |                          |               |            |                |                                  |               |            |                |              |               |            |                |
| 36           | YOBE        |                          |               |            |                |                                  |               |            |                |              |               |            |                |
| 37           | ZAMFARA     |                          |               |            |                |                                  |               |            |                |              |               |            |                |
| <b>TOTAL</b> |             | <b>68</b>                | <b>14</b>     | <b>7</b>   | <b>7</b>       | <b>18</b>                        | <b>10</b>     | <b>4</b>   | <b>6</b>       | <b>41</b>    | <b>22</b>     | <b>4</b>   | <b>18</b>      |

GRAND TOTAL = 534      TOTAL RETRIEVED = 116,      NO. ANALYSABLE = 63,      NOT ANALYSABLE = 53.

**TABLE 1.5**  
**2006 NBS/CBN/NCC COLLABORATIVE SURVEY ON SOCIO-ECONOMIC ACTIVITIES IN NIGERIA**  
**STATUS OF RETURNS ON SYSTEM OF ADMINISTRATIVE STATISTICS (SAS).**  
**AS AT JUNE 2007**

| <b>S/N</b> | <b>QUESTIONNAIRE BY TYPE</b>        | <b>NUMBER EXPECTED</b> | <b>NUMBER RECEIVED</b> | <b>RESPONSE RATE</b> |
|------------|-------------------------------------|------------------------|------------------------|----------------------|
| 1          | LOCAL GOVT INFORMATION SYSTEM       | 774                    | 492                    | 64%                  |
| 2          | VEHICLE REGISTRATION                | 37                     | 31                     | 84%                  |
| 3          | FISAL OPERATION                     | 37                     | 26                     | 70%                  |
| 4          | AGRIC DEVELOPMENT                   | 37                     | 30                     | 81%                  |
| 5          | HEALTH STATISTICS                   | 37                     | 26                     | 70%                  |
| 6          | HOUSING STATISTICS                  | 37                     | 26                     | 70%                  |
| 7          | EDUCATION STATISTICS                | 37                     | 33                     | 89%                  |
| 8          | STATE WATER BOARD                   | 37                     | 30                     | 81%                  |
| 9          | RESEARCH INSTITUTES                 | 11                     | 11                     | 100%                 |
| *10        | AIR TRANSPORT SURVEY                | 3                      | 1                      | 33%                  |
| 11         | OCEAN SHIPPING                      | 3                      | 2                      | 67%                  |
| 12         | ELECTRICITY GENERATION/CONSUMPTION  | 5                      | 1                      | 20%                  |
| 13         | REPORTED ROAD ACCIDENTS             | 37                     | 31                     | 84%                  |
| 14         | WATER RESOURCES STATISTICS          | 37                     | 25                     | 68%                  |
| 15         | COOPERATIVE SOCIETIES               | 37                     | 29                     | 78%                  |
| 16         | NACRDS                              | 1                      | 1                      | 100%                 |
| 17         | RAILWAYS SERVICES                   | 3                      | 3                      | 100%                 |
| 18         | NATIONAL DIRECTORATE OF EMPLOYMENT  | 37                     | 30                     | 81%                  |
| 19         | UNEMPLOYMENT/INDUSTRIAL RELATION    | 37                     | 18                     | 49%                  |
| 20         | RIVER BASINS/RURAL DEVELOPMENT      | 10                     | 10                     | 100%                 |
| 21         | FIXED TELEPHONE OPERATOR            | 2                      | 2                      | 100%                 |
| 22         | PRE-PAID CALLIN CARDS               | 4                      | 4                      | 100%                 |
| 23         | INTERNET SERVICE PROVIDERS (ISP)    | 15                     | 15                     | 100%                 |
| 24         | DIGITAL MOBILE                      | 1                      | 1                      | 100%                 |
| 25         | VSAT (VERY SMALL APERTURE TERMINAL) | 14                     | 14                     | 100%                 |
| 26         | NIPOST                              | 37                     | 15                     | 41%                  |
|            | <b>TOTAL</b>                        | <b>1,327</b>           | <b>907</b>             | <b>68%</b>           |

**TABLE 1.5 (Contd) NBS/CBN/NCC COLLABORATIVE SURVEY ON SOCIO-ECONOMIC ACTIVITIES IN NIGERIA, 2006**

**SHOWING POSITION OF RETRIEVAL OF SURVEY RETURNS ON SAS MODULE AS AT MAY, 2007**

| ZONE | STATE       | EDUCATION STATISTICS |          | HEALTH STATISTICS |          | STATE WATER BOARD |          | WATER RESOURCES STATISTICS |          | COOPERATIVE SOCIETIES |          |
|------|-------------|----------------------|----------|-------------------|----------|-------------------|----------|----------------------------|----------|-----------------------|----------|
|      |             | NO EXPEC-TED         | NO. REC. | NO EXPEC-TED      | NO. REC. | NO EXPEC-TED      | NO. REC. | NO EXPEC-TED               | NO. REC. | NO EXPEC-TED          | NO. REC. |
| SEZ  | ABIA        | 1                    | 1        | 1                 | 1        | 1                 | 1        | 1                          | 1        | 1                     | 1        |
|      | ANAMBRA     | 1                    |          | 1                 | 1        | 1                 | 1        | 1                          | 1        | 1                     | 1        |
|      | EBONYI      | 1                    | 1        | 1                 | 1        | 1                 |          | 1                          | 1        | 1                     | 1        |
|      | ENUGU       | 1                    | 1        | 1                 | 1        | 1                 | 1        | 1                          |          | 1                     | 1        |
|      | IMO         | 1                    | 1        | 1                 | 1        | 1                 | 1        | 1                          | 1        | 1                     | 1        |
| SSZ  | AKWA IBOM   | 1                    | 1        | 1                 |          | 1                 | 1        | 1                          |          | 1                     | 1        |
|      | BAYELSA     | 1                    | 1        | 1                 |          | 1                 | 1        | 1                          | 1        | 1                     | 1        |
|      | CROSS RIVER | 1                    | 1        | 1                 | 1        | 1                 | 1        | 1                          | 1        | 1                     | 1        |
|      | DELTA       | 1                    |          | 1                 | 1        | 1                 | 1        | 1                          | 1        | 1                     | 1        |
|      | EDO         | 1                    | 1        | 1                 |          | 1                 | 1        | 1                          |          | 1                     |          |
|      | RIVERS      | 1                    | 1        | 1                 | 1        | 1                 | 1        | 1                          | 1        | 1                     | 1        |
| SWZ  | EKITI       | 1                    | 1        | 1                 | 1        | 1                 | 1        | 1                          | 1        | 1                     | 1        |
|      | LAGOS       | 1                    | 1        | 1                 |          | 1                 | 1        | 1                          |          | 1                     |          |
|      | OGUN        | 1                    | 1        | 1                 | 1        | 1                 | 1        | 1                          |          | 1                     | 1        |
|      | ONDO        | 1                    |          | 1                 |          | 1                 |          | 1                          |          | 1                     | 1        |
|      | OSUN        | 1                    | 1        | 1                 | 1        | 1                 | 1        | 1                          |          | 1                     |          |
|      | OYO         | 1                    | 1        | 1                 | 1        | 1                 |          | 1                          |          | 1                     | 1        |
| NEZ  | ADAMAWA     | 1                    | 1        | 1                 | 1        | 1                 | 1        | 1                          | 1        | 1                     | 1        |
|      | BAUCHI      | 1                    | 1        | 1                 | 1        | 1                 |          | 1                          | 1        | 1                     |          |
|      | BORNO       | 1                    | 1        | 1                 |          | 1                 | 1        | 1                          |          | 1                     | 1        |
|      | GOMBE       | 1                    | 1        | 1                 | 1        | 1                 | 1        | 1                          | 1        | 1                     | 1        |
|      | TARABA      | 1                    | 1        | 1                 | 1        | 1                 | 1        | 1                          | 1        | 1                     | 1        |
|      | YOBE        | 1                    | 1        | 1                 | 1        | 1                 | 1        | 1                          | 1        | 1                     | 1        |
| NCZ  | ABUJA       | 1                    |          | 1                 |          | 1                 |          | 1                          |          | 1                     |          |
|      | BENUE       | 1                    | 1        | 1                 | 1        | 1                 | 1        | 1                          | 1        | 1                     | 1        |
|      | KWARA       | 1                    | 1        | 1                 | 1        | 1                 | 1        | 1                          | 1        | 1                     | 1        |
|      | KOGI        | 1                    | 1        | 1                 | 1        | 1                 |          | 1                          |          | 1                     | 1        |
|      | NASARAWA    | 1                    | 1        | 1                 | 1        | 1                 | 1        | 1                          | 1        | 1                     | 1        |
|      | NIGER       | 1                    | 1        | 1                 | 1        | 1                 | 1        | 1                          | 1        | 1                     | 1        |
|      | PLATEAU     | 1                    | 1        | 1                 | 1        | 1                 | 1        | 1                          | 1        | 1                     | 1        |
| NWZ  | JIGAWA      | 1                    | 1        | 1                 |          | 1                 | 1        | 1                          | 1        | 1                     | 1        |
|      | KADUNA      | 1                    | 1        | 1                 | 1        | 1                 | 1        | 1                          | 1        | 1                     | 1        |
|      | KANO        | 1                    | 1        | 1                 | 1        | 1                 | 1        | 1                          | 1        | 1                     | 1        |
|      | KATSINA     | 1                    | 1        | 1                 |          | 1                 | 1        | 1                          | 1        | 1                     |          |
|      | KEBBI       | 1                    | 1        | 1                 | 1        | 1                 | 1        | 1                          | 1        | 1                     |          |
|      | SOKOTO      | 1                    | 1        | 1                 |          | 1                 | 1        | 1                          |          | 1                     |          |
|      | ZAMFARA     | 1                    | 1        | 1                 |          | 1                 |          | 1                          | 1        | 1                     | 1        |
|      | TOTAL       | 37                   | 33       | 37                | 26       | 37                | 30       | 37                         | 25       | 37                    | 29       |

TABLE 1.5 (Contd)

**NBS/CBN/NCC COLLABORATIVE SURVEY ON SOCIO-ECONOMIC ACTIVITIES IN NIGERIA, 2006  
SHOWING POSITION OF RETRIEVAL OF SURVEY RETURNS ON SAS MODULE AS AT MAY, 2007**

| ZONE         | STATE     | NACRDB   |          | TELECOM DIGITAL MOBILE |          | NIPOST    |           | TELECOM FIXED TELEPHONE |          | PRE-PAID CALL-ING CARDS |          | INTERNET SERVICE PROVIDER |           | VSAT (VERY SMALL APERTURE TERMINAL) |           | FISCAL OPERATIONS OF STATE GOVT. |           | LOCAL GOVT FINANCES |            | RAILWAY SERVICES |          | VEHICLE REGISTRATION STATISTICS |           | RIVER BASIN AND RURAL DEV. |           |
|--------------|-----------|----------|----------|------------------------|----------|-----------|-----------|-------------------------|----------|-------------------------|----------|---------------------------|-----------|-------------------------------------|-----------|----------------------------------|-----------|---------------------|------------|------------------|----------|---------------------------------|-----------|----------------------------|-----------|
|              |           | NO EXPEC | NO. REC. | NO EXPEC               | NO. REC. | NO EXPEC  | NO. REC.  | NO EXPEC                | NO. REC. | NO EXPEC.               | NO REC.  | NO EXPEC                  | NO. REC.  | NO EXPEC                            | NO. REC.  | NO EXPE                          | NO. REC.  | NO EXPEC            | NO. REC.   | NO EXPEC         | NO. REC. | NO EXPEC                        | NO. REC.  | NO EXPEC                   | NO. REC.  |
| SEZ          | ABIA      |          |          |                        |          | 1         | 1         |                         |          |                         |          |                           |           |                                     |           | 1                                | 1         | 17                  | 11         |                  |          | 1                               | 1         |                            |           |
|              | ANAMBRA   |          |          |                        |          | 1         | 1         |                         |          |                         |          |                           |           |                                     |           | 1                                | 1         | 21                  | 14         |                  |          | 1                               | 1         |                            |           |
|              | EBONYI    |          |          |                        |          | 1         | 1         |                         |          |                         |          |                           |           |                                     |           | 1                                | 1         | 13                  | 26         |                  |          | 1                               | 1         |                            |           |
|              | ENUGU     |          |          | 1                      | 1        | 1         | 1         | 1                       | 1        |                         |          |                           |           |                                     |           | 1                                | 1         | 17                  | 15         | 1                | 1        | 1                               |           |                            |           |
|              | IMO       |          |          |                        | 1        | 1         |           |                         |          |                         |          |                           |           |                                     |           | 1                                |           | 27                  | 20         |                  |          | 1                               | 1         | 1                          | 1         |
| SSZ          | AKWA IBOM |          |          |                        | 1        | 1         |           |                         |          |                         |          |                           |           |                                     |           | 1                                |           | 31                  | 8          |                  |          | 1                               | 1         |                            |           |
|              | BAYELSA   |          | 1        | 1                      |          | 1         | 1         |                         |          |                         |          |                           |           |                                     |           | 1                                | 1         | 8                   | 19         |                  |          | 1                               | 1         |                            |           |
|              | C/ RIVER  |          |          |                        | 1        | 1         |           |                         |          |                         |          |                           |           |                                     |           | 1                                | 1         | 18                  | 2          |                  |          | 1                               | 1         |                            |           |
|              | DELTA     |          |          |                        | 1        | 1         |           |                         |          |                         |          |                           |           |                                     |           | 1                                |           | 25                  | 17         |                  |          | 1                               |           |                            |           |
|              | EDO       |          |          |                        | 1        | 1         | 1         |                         |          | 1                       | 1        |                           |           |                                     |           | 1                                |           | 18                  | 11         |                  |          | 1                               | 1         |                            |           |
| SWZ          | RIVERS    |          |          |                        | 1        | 1         |           |                         |          |                         |          |                           |           |                                     |           | 1                                | 1         | 23                  | 9          |                  |          | 1                               | 1         | 1                          | 1         |
|              | EKITI     |          |          |                        | 1        | 1         |           |                         |          |                         |          |                           |           |                                     |           | 1                                | 1         | 16                  | 9          |                  |          | 1                               | 1         |                            |           |
|              | LAGOS     |          |          |                        | 1        | 1         |           | 1                       | 1        | 2                       | 2        | 11                        | 11        | 12                                  | 12        | 1                                | 1         | 20                  | 16         | 1                | 1        | 1                               | 1         |                            |           |
|              | OGUN      |          |          |                        | 1        | 1         |           |                         |          |                         |          |                           |           |                                     |           | 1                                |           | 20                  | 16         |                  |          | 1                               | 1         | 1                          | 1         |
|              | ONDO      |          |          |                        | 1        | 1         |           |                         |          |                         |          |                           |           |                                     |           | 1                                | 1         | 18                  | 10         |                  |          | 1                               | 1         |                            |           |
| NEZ          | OSUN      |          |          |                        | 1        | 1         | 1         |                         |          |                         |          |                           |           |                                     |           | 1                                | 1         | 30                  | 24         |                  |          | 1                               | 1         |                            |           |
|              | OYO       |          |          |                        | 1        | 1         |           |                         |          |                         |          |                           |           |                                     |           | 1                                | 1         | 33                  | 9          |                  |          | 1                               | 1         |                            |           |
|              | ADAMAWA   |          |          |                        | 1        | 1         |           |                         |          |                         |          |                           |           |                                     |           | 1                                | 1         | 21                  | 14         |                  |          | 1                               | 1         | 1                          | 1         |
|              | BAUCHI    |          |          |                        | 1        | 1         | 1         |                         |          |                         |          | 1                         | 1         |                                     |           | 1                                | 1         | 20                  | 4          |                  |          | 1                               | 1         |                            |           |
|              | BORNO     |          |          |                        | 1        | 1         |           |                         |          |                         |          |                           |           |                                     |           | 1                                | 1         | 27                  | 28         |                  |          | 1                               |           | 1                          | 1         |
| NCZ          | GOMBE     |          |          |                        | 1        | 1         |           |                         |          |                         |          |                           |           |                                     |           | 1                                | 1         | 11                  | 20         |                  |          | 1                               | 1         |                            |           |
|              | TARABA    |          |          |                        | 1        | 1         | 1         |                         |          |                         |          |                           |           |                                     |           | 1                                | 1         | 16                  | 17         |                  |          | 1                               |           |                            |           |
|              | YOBE      |          |          |                        | 1        | 1         | 1         |                         |          |                         |          |                           | 1         | 1                                   |           | 1                                | 2         | 17                  | 16         |                  |          | 1                               | 1         |                            |           |
|              | ABUJA     |          |          |                        | 1        | 1         |           |                         |          | 1                       | 1        | 3                         | 3         | 1                                   | 1         |                                  |           | 6                   | 1          |                  |          | 1                               | 1         |                            |           |
|              | BENUE     |          |          |                        | 1        | 1         |           |                         |          |                         |          |                           |           |                                     |           | 1                                | 1         | 23                  | 9          |                  |          | 1                               |           | 1                          | 1         |
| NWZ          | KWARA     |          |          |                        | 1        | 1         | 1         |                         |          |                         |          |                           |           |                                     |           | 1                                |           | 16                  | 10         |                  |          | 1                               |           |                            |           |
|              | KOGI      |          |          |                        | 1        | 1         |           |                         |          |                         |          |                           |           |                                     |           | 1                                |           | 21                  | 16         |                  |          | 1                               | 1         |                            |           |
|              | NASARAWA  |          |          |                        | 1        | 1         |           |                         |          |                         |          |                           |           |                                     |           | 1                                | 1         | 13                  | 17         |                  |          | 1                               | 1         |                            |           |
|              | NIGER     |          |          |                        | 1        | 1         |           |                         |          |                         |          |                           |           |                                     |           | 1                                |           | 25                  | 26         |                  |          | 1                               | 1         | 1                          | 1         |
|              | PLATEAU   |          |          |                        | 1        | 1         |           |                         |          |                         |          |                           |           |                                     |           | 1                                | 1         | 17                  | 20         | 1                | 1        | 1                               | 1         | 1                          | 1         |
| NWZ          | JIGAWA    |          |          |                        | 1        | 1         |           |                         |          |                         |          |                           |           |                                     |           | 1                                |           | 27                  | 11         |                  |          | 1                               | 1         |                            |           |
|              | KADUNA    | 1        | 1        | 1                      |          | 1         |           |                         |          |                         |          |                           |           |                                     |           | 1                                | 1         | 23                  | 1          |                  |          | 1                               | 1         |                            |           |
|              | KANO      |          |          |                        | 1        | 1         | 1         |                         |          |                         |          |                           |           |                                     |           | 1                                | 1         | 44                  | 9          |                  |          | 1                               | 1         | 1                          | 1         |
|              | KATSINA   |          |          |                        | 1        | 1         | 1         |                         |          |                         |          |                           |           |                                     |           | 1                                | 1         | 34                  | 14         |                  |          | 1                               | 1         |                            |           |
|              | KEBBI     |          |          |                        | 1        | 1         |           |                         |          |                         |          |                           |           |                                     |           | 1                                | 1         | 21                  | 11         |                  |          | 1                               | 1         |                            |           |
| NWZ          | SOKOTO    |          | 1        | 1                      |          | 1         |           |                         |          |                         |          |                           |           |                                     |           | 1                                |           | 23                  | 10         |                  |          | 1                               | 1         | 1                          | 1         |
|              | ZAMFARA   |          |          |                        |          | 1         | 1         |                         |          |                         |          |                           |           |                                     |           | 1                                |           | 14                  | 2          |                  |          | 1                               | 1         |                            |           |
| <b>TOTAL</b> |           | <b>1</b> | <b>3</b> | <b>33</b>              | <b>1</b> | <b>37</b> | <b>15</b> | <b>2</b>                | <b>2</b> | <b>4</b>                | <b>4</b> | <b>15</b>                 | <b>15</b> | <b>14</b>                           | <b>14</b> | <b>37</b>                        | <b>26</b> | <b>774</b>          | <b>492</b> | <b>3</b>         | <b>3</b> | <b>37</b>                       | <b>31</b> | <b>10</b>                  | <b>10</b> |

| ZONE         | STATE       | HOUSING STATISTICS |           | RESEARCH INSTITUTES |           | AGRIC DEVELOPMENT PROJECT |           | UNEMPLOYMENT AND INDUSTRIAL RELATION |           | ELECTRICITY GENERATION & CONSUMPTION |          | NATIONAL DIRECTORATE OF EMPLOYMENT |           | REPORTED ROAD ACCIDENTS |           | OCEAN SHIPPING |          | AIR TRANSPORT |          |
|--------------|-------------|--------------------|-----------|---------------------|-----------|---------------------------|-----------|--------------------------------------|-----------|--------------------------------------|----------|------------------------------------|-----------|-------------------------|-----------|----------------|----------|---------------|----------|
|              |             | NO EXPEC           | NO. REC.  | NO EXPEC            | NO. REC.  | NO EXPEC                  | NO. REC.  | NO EXPEC                             | NO. REC.  | NO EXPEC                             | NO. REC. | NO EXPEC                           | NO. REC.  | NO EXPEC                | NO. REC.  | NO EXPEC       | NO. REC. | NO EXPEC      | NO. REC. |
| SEZ          | ABIA        | 1                  |           | 1                   | 1         | 1                         | 1         | 1                                    |           |                                      |          | 1                                  | 1         | 1                       | 1         |                |          |               |          |
|              | ANAMBRA     | 1                  |           |                     |           | 1                         | 1         | 1                                    |           |                                      |          | 1                                  | 1         | 1                       |           |                |          |               |          |
|              | EBONYI      | 1                  | 1         |                     |           | 1                         | 1         | 1                                    | 1         |                                      |          | 1                                  | 1         | 1                       |           |                |          |               |          |
|              | ENUGU       | 1                  | 1         | 1                   | 1         | 1                         | 1         | 1                                    | 1         |                                      |          | 1                                  | 1         | 1                       | 1         |                |          |               |          |
|              | IMO         | 1                  |           |                     |           | 1                         | 1         | 1                                    | 1         |                                      |          | 1                                  | 1         | 1                       | 1         |                |          |               |          |
| SSZ          | AKWA IBOM   | 1                  |           |                     |           | 1                         | 1         | 1                                    |           |                                      |          | 1                                  | 1         | 1                       | 1         |                |          |               |          |
|              | BAYELSA     | 1                  | 1         |                     |           | 1                         | 1         | 1                                    |           |                                      |          | 1                                  | 1         | 1                       | 1         |                |          |               |          |
|              | CROSS RIVER | 1                  | 1         |                     |           | 1                         | 1         | 1                                    | 1         |                                      |          | 1                                  |           | 1                       | 1         |                |          |               |          |
|              | DELTA       | 1                  |           |                     |           | 1                         | 1         | 1                                    | 1         |                                      |          | 1                                  |           | 1                       |           |                |          |               |          |
|              | EDO         | 1                  |           | 1                   | 1         | 1                         | 1         | 1                                    |           |                                      |          | 1                                  |           | 1                       |           |                |          |               |          |
| SWZ          | RIVERS      | 1                  |           |                     |           | 1                         |           | 1                                    |           | 1                                    |          | 1                                  |           | 1                       | 1         | 1              |          |               |          |
|              | EKITI       | 1                  | 1         |                     |           | 1                         | 1         | 1                                    | 1         |                                      |          | 1                                  | 1         | 1                       | 1         |                |          |               |          |
|              | LAGOS       | 1                  | 1         | 1                   | 1         | 1                         |           | 1                                    |           | 1                                    |          | 1                                  |           | 1                       | 1         | 2              | 2        | 1             |          |
|              | OGUN        | 1                  | 1         |                     |           | 1                         | 1         | 1                                    |           |                                      |          | 1                                  | 1         | 1                       | 1         |                |          |               |          |
|              | ONDO        | 1                  |           |                     |           | 1                         |           | 1                                    |           |                                      |          | 1                                  | 1         | 1                       | 1         |                |          |               |          |
| NEZ          | OSUN        | 1                  | 1         | 1                   | 1         | 1                         | 1         | 1                                    | 1         |                                      |          | 1                                  | 1         | 1                       | 1         |                |          |               |          |
|              | OYO         | 1                  |           |                     |           | 1                         |           | 1                                    | 1         |                                      |          | 1                                  |           | 1                       | 1         |                |          |               |          |
|              | ADAMAWA     | 1                  | 1         |                     |           | 1                         | 1         | 1                                    | 1         |                                      |          | 1                                  | 1         | 1                       | 1         |                |          |               |          |
|              | BAUCHI      | 1                  | 1         |                     |           | 1                         |           | 1                                    | 1         |                                      |          | 1                                  | 1         | 1                       | 1         |                |          |               |          |
|              | BORNO       | 1                  | 1         | 1                   | 1         | 1                         | 1         | 1                                    |           |                                      |          | 1                                  | 1         | 1                       | 1         |                |          |               |          |
| NCZ          | GOMBE       | 1                  | 1         |                     |           | 1                         | 1         | 1                                    |           |                                      |          | 1                                  | 1         | 1                       | 1         |                |          |               |          |
|              | TARABA      | 1                  | 1         |                     |           | 1                         | 1         | 1                                    |           |                                      |          | 1                                  | 1         | 1                       | 1         |                |          |               |          |
|              | YOBE        | 1                  | 1         |                     |           | 1                         | 1         | 1                                    | 1         |                                      |          | 1                                  | 1         | 1                       | 1         |                |          |               |          |
|              | ABUJA       | 1                  |           |                     |           | 1                         |           | 1                                    |           |                                      |          | 1                                  |           | 1                       | 1         |                |          | 1             |          |
|              | BENUE       | 1                  | 1         |                     |           | 1                         | 1         | 1                                    | 1         |                                      |          | 1                                  | 1         | 1                       | 1         |                |          |               |          |
| NWZ          | KWARA       | 1                  | 1         | 1                   | 1         | 1                         | 1         | 1                                    | 1         | 1                                    |          | 1                                  | 1         | 1                       | 1         |                |          |               |          |
|              | KOGI        | 1                  | 1         |                     |           | 1                         | 1         | 1                                    | 1         |                                      |          | 1                                  | 1         | 1                       | 1         |                |          |               |          |
|              | NASARAWA    | 1                  | 1         |                     |           | 1                         | 1         | 1                                    |           |                                      |          | 1                                  | 1         | 1                       | 1         |                |          |               |          |
|              | NIGER       | 1                  | 1         | 1                   | 1         | 1                         | 1         | 1                                    | 1         | 1                                    |          | 1                                  | 1         | 1                       | 1         |                |          |               |          |
|              | PLATEAU     | 1                  | 1         | 1                   | 1         | 1                         | 1         | 1                                    | 1         | 1                                    | 1        | 1                                  | 1         | 1                       | 1         |                |          |               |          |
| NWZ          | JIGAWA      | 1                  | 1         | 1                   | 1         | 1                         |           | 1                                    |           |                                      |          | 1                                  | 1         | 1                       |           |                |          |               |          |
|              | KADUNA      | 1                  | 1         | 1                   | 1         | 1                         | 1         | 1                                    | 1         |                                      |          | 1                                  | 1         | 1                       | 1         |                |          |               |          |
|              | KANO        | 1                  | 1         |                     |           | 1                         | 1         | 1                                    |           |                                      |          | 1                                  | 1         | 1                       | 1         |                |          | 1             |          |
|              | KATSINA     | 1                  | 1         |                     |           | 1                         | 1         | 1                                    |           |                                      |          | 1                                  | 1         | 1                       |           |                |          |               |          |
|              | KEBBI       | 1                  |           |                     |           | 1                         | 1         | 1                                    | 1         |                                      |          | 1                                  | 1         | 1                       | 1         |                |          |               |          |
| ZAMFARA      | SOKOTO      | 1                  | 1         |                     |           | 1                         | 1         | 1                                    |           |                                      |          | 1                                  | 1         | 1                       | 1         |                |          |               | 1        |
|              | ZAMFARA     | 1                  | 1         |                     |           | 1                         | 1         | 1                                    |           |                                      |          | 1                                  | 1         | 1                       | 1         |                |          |               |          |
| <b>TOTAL</b> |             | <b>37</b>          | <b>26</b> | <b>11</b>           | <b>11</b> | <b>37</b>                 | <b>30</b> | <b>37</b>                            | <b>18</b> | <b>5</b>                             | <b>1</b> | <b>37</b>                          | <b>30</b> | <b>37</b>               | <b>31</b> | <b>3</b>       | <b>2</b> | <b>3</b>      | <b>1</b> |



TABLE 1.6

**NBS/CBN/NCC COLLABORATIVE STUDY ON SOCIO - ECONOMIC ACTIVITIES-2006  
RETRIEVAL STATUS OF GHS RECORDS**

| S/No.        | STATE       | Number of EA'S |             |            | Number HU'S  |              |            |
|--------------|-------------|----------------|-------------|------------|--------------|--------------|------------|
|              |             | Expected       | Covered     | Rate       | Expected     | Covered      | Rate       |
| 1            | Oyo         | 60             | 60          | 100%       | 600          | 593          | 99%        |
| 2            | Ogun        | 60             | 58          | 97%        | 600          | 580          | 97%        |
| 3            | Ondo        | 60             | 60          | 100%       | 600          | 600          | 100%       |
| 4            | Ekiti       | 60             | 60          | 100%       | 600          | 600          | 100%       |
| 5            | Osun        | 60             | 59          | 98%        | 600          | 570          | 95%        |
| 6            | Lagos       | 60             | 60          | 100%       | 600          | 518          | 86%        |
| 7            | Abia        | 60             | 60          | 100%       | 600          | 594          | 99%        |
| 8            | Enugu       | 60             | 60          | 100%       | 600          | 596          | 99%        |
| 9            | Imo         | 60             | 59          | 98%        | 600          | 590          | 98%        |
| 10           | Anambra     | 60             | 60          | 100%       | 600          | 600          | 100%       |
| 11           | Ebonyi      | 60             | 58          | 97%        | 600          | 580          | 97%        |
| 12           | Akwa Ibom   | 60             | 60          | 100%       | 600          | 600          | 100%       |
| 13           | Bayelsa     | 60             | 51          | 85%        | 600          | 390          | 65%        |
| 14           | Cross River | 60             | 59          | 98%        | 600          | 590          | 98%        |
| 15           | Rivers      | 60             | 57          | 95%        | 600          | 570          | 95%        |
| 16           | Delta       | 60             | 60          | 100%       | 600          | 600          | 100%       |
| 17           | Edo         | 60             | 60          | 100%       | 600          | 600          | 100%       |
| 18           | Kaduna      | 60             | 60          | 100%       | 600          | 600          | 100%       |
| 19           | Kano        | 60             | 60          | 100%       | 600          | 600          | 100%       |
| 20           | Kebbi       | 60             | 60          | 100%       | 600          | 600          | 100%       |
| 21           | Zamfara     | 60             | 60          | 100%       | 600          | 600          | 100%       |
| 22           | Katsina     | 60             | 60          | 100%       | 600          | 600          | 100%       |
| 23           | Sokoto      | 60             | 60          | 100%       | 600          | 600          | 100%       |
| 24           | Jigawa      | 60             | 60          | 100%       | 600          | 600          | 100%       |
| 25           | Plateau     | 60             | 60          | 100%       | 600          | 580          | 97%        |
| 26           | Kwara       | 60             | 60          | 100%       | 600          | 600          | 100%       |
| 27           | Kogi        | 60             | 60          | 100%       | 600          | 600          | 100%       |
| 28           | Benue       | 60             | 60          | 100%       | 600          | 590          | 98%        |
| 29           | Niger       | 60             | 60          | 100%       | 600          | 600          | 100%       |
| 30           | Nassarawa   | 60             | 60          | 100%       | 600          | 269          | 45%        |
| 31           | FCT         | 30             | 30          | 100%       | 300          | 300          | 100%       |
| 32           | Adamawa     | 60             | 60          | 100%       | 600          | 600          | 100%       |
| 33           | Bauchi      | 60             | 60          | 100%       | 600          | 600          | 100%       |
| 34           | Gombe       | 60             | 60          | 100%       | 600          | 596          | 99%        |
| 35           | Taraba      | 60             | 60          | 100%       | 600          | 600          | 100%       |
| 36           | Yobe        | 60             | 60          | 100%       | 600          | 600          | 100%       |
| 37           | Borno       | 60             | 60          | 100%       | 600          | 600          | 100%       |
| <b>Total</b> |             | <b>2190</b>    | <b>2171</b> | <b>99%</b> | <b>21900</b> | <b>21106</b> | <b>96%</b> |

TABLE 1.7

**NBS/CBN/NCC COLLABORATIVE SURVEY – 2006**  
**RETRIEVAL STATUS OF AGRICULTURAL SURVEY OF PRIVATE FARMERS**

| S/No.           | STATE       | Number HU'S  | CROP        |      | LIVESTOCK   |      | FISHING     |      |
|-----------------|-------------|--------------|-------------|------|-------------|------|-------------|------|
|                 |             |              | Number HU'S |      | Number HU'S |      | Number HU'S |      |
|                 |             | Expected     | Covered     | Rate | Covered     | Rate | Covered     | Rate |
| 1               | Oyo         | 300          | 204         | 68%  | 190         | 63%  | -           | -    |
| 2               | Ogun        | 300          | 194         | 65%  | 35          | 12%  | 6           | 2%   |
| 3               | Ondo        | 300          | 265         | 88%  | 153         | 51%  | 48          | 16%  |
| 4               | Ekiti       | 300          | 287         | 96%  | 1           | 0%   | -           | -    |
| 5               | Osun        | 300          | 237         | 79%  | 248         | 83%  | -           | -    |
| 6               | Lagos       | 300          | 8           | 3%   | -           | -    | 4           | 1%   |
| 7               | Abia        | 300          | 246         | 82%  | 243         | 81%  | 1           | 0%   |
| 8               | Enugu       | 300          | 255         | 85%  | 251         | 84%  | -           | -    |
| 9               | Imo         | 300          | 290         | 97%  | 2           | 1%   | -           | -    |
| 10              | Anambra     | 300          | 265         | 88%  | 265         | 88%  | 10          | 3%   |
| 11              | Ebonyi      | 300          | 285         | 95%  | 285         | 95%  | -           | -    |
| 12              | Akwa Ibom   | 300          | 248         | 83%  | 246         | 82%  | 54          | 18%  |
| 13              | Bayelsa     | 300          | 118         | 39%  | -           | -    | 108         | 36%  |
| 14              | Cross River | 300          | 265         | 88%  | 207         | 69%  | 19          | 6%   |
| 15              | Rivers      | 300          | 147         | 49%  | 150         | 50%  | 41          | 14%  |
| 16              | Delta       | 300          | 187         | 62%  | 6           | 2%   | 36          | 12%  |
| 17              | Edo         | 300          | 242         | 81%  | 175         | 58%  | 5           | 2%   |
| 18              | Kaduna      | 300          | 245         | 82%  | 256         | 85%  | -           | -    |
| 19              | Kano        | 300          | 270         | 90%  | 270         | 90%  | -           | -    |
| 20              | Kebbi       | 300          | 300         | 100% | 300         | 100% | 8           | 3%   |
| 21              | Zamfara     | 300          | 285         | 95%  | 206         | 69%  | -           | -    |
| 22              | Katsina     | 300          | 300         | 100% | 300         | 100% | -           | -    |
| 23              | Sokoto      | 300          | 293         | 98%  | 298         | 99%  | -           | -    |
| 24              | Jigawa      | 300          | 295         | 98%  | 295         | 98%  | 5           | 2%   |
| 25              | Plateau     | 300          | 257         | 86%  | 257         | 86%  | -           | -    |
| 26              | Kwara       | 300          | 239         | 80%  | 161         | 54%  | -           | -    |
| 27              | Kogi        | 300          | 228         | 76%  | 28          | 9%   | 18          | 6%   |
| 28              | Benue       | 300          | 275         | 92%  | 165         | 55%  | -           | -    |
| 29              | Niger       | 300          | 257         | 86%  | 257         | 86%  | 25          | 8%   |
| 30              | Nassarawa   | 300          | 269         | 90%  | 280         | 93%  | -           | -    |
| 31              | FCT         | 150          | 92          | 61%  | 28          | 19%  | 18          | 12%  |
| 32              | Adamawa     | 300          | 300         | 100% | 297         | 99%  | -           | -    |
| 33              | Bauchi      | 300          | 298         | 99%  | 299         | 100% | -           | -    |
| 34              | Gombe       | 300          | 285         | 95%  | 173         | 58%  | 4           | 1%   |
| 35              | Taraba      | 300          | 297         | 99%  | 287         | 96%  | 36          | 12%  |
| 36              | Yobe        | 300          | 290         | 97%  | 290         | 97%  | 18          | 6%   |
| 37              | Borno       | 300          | 299         | 100% | 295         | 98%  | 5           | 2%   |
| <b>NATIONAL</b> |             | <b>10950</b> | 9117        | 83%  | 7199        | 66%  | 469         | 4%   |

**TABLE 1.8 2006 NBS/CBN/NCC COLLABORATIVE SURVEY ON SOCIO-ECONOMIC ACTIVITIES IN NIGERIA  
STATUS OF RETURNS ON SYSTEM OF ADMINISTRATIVE STATISTICS (SAS) AS AT MAY 2007**

| <b>S/N</b> | <b>QUESTIONNAIRE BY TYPE</b>        | <b>NUMBER EXPECTED</b> | <b>NUMBER RECEIVED</b> | <b>RESPONSE RATE</b> |
|------------|-------------------------------------|------------------------|------------------------|----------------------|
| 1          | LOCAL GOVT INFORMATION SYSTEM       | 774                    | 492                    | 64%                  |
| 2          | VEHICLE REGISTRATION                | 37                     | 31                     | 84%                  |
| 3          | FISAL OPERATION                     | 37                     | 26                     | 70%                  |
| 4          | AGRIC DEVELOPMENT                   | 37                     | 30                     | 81%                  |
| 5          | HEALTH STATISTICS                   | 37                     | 26                     | 70%                  |
| 6          | HOUSING STATISTICS                  | 37                     | 28                     | 76%                  |
| 7          | EDUCATION STATISTICS                | 37                     | 33                     | 89%                  |
| 8          | STATE WATER BOARD                   | 37                     | 30                     | 81%                  |
| 9          | RESEARCH INSTITUTES                 | 12                     | 11                     | 92%                  |
| *10        | AIR TRANSPORT SURVEY                | 3                      | 1                      | 33%                  |
| 11         | OCEAN SHIPPING                      | 2                      | 2                      | 100%                 |
| 12         | ELECTRICITY GENERATION/CONSUMPTION  | 2                      | 1                      | 50%                  |
| 13         | REPORTED ROAD ACCIDENTS             | 37                     | 33                     | 89%                  |
| 14         | WATER RESOURCES STATISTICS          | 37                     | 25                     | 68%                  |
| 15         | COOPERATIVE SOCIETIES               | 37                     | 27                     | 73%                  |
| 16         | NACRDS                              | 1                      | 1                      | 100%                 |
| *17        | RAILWAYS SERVICES                   | 2                      | 2                      | 100%                 |
| 18         | NATIONAL DIRECTORATE OF EMPLOYMENT  | 37                     | 30                     | 81%                  |
| 19         | UNEMPLOYMENT/INDUSTRIAL RELATION    | 37                     | 15                     | 41%                  |
| 20         | RIVER BASINS/RURAL DEVELOPMENT      | 15                     | 10                     | 67%                  |
| 21         | FIXED TELEPHONE OPERATOR            | 37                     | 15                     | 41%                  |
| 22         | PRE-PAID CALLIN CARDS               | 4                      | 4                      | 100%                 |
| 23         | INTERNET SERVICE PROVIDERS          | 13                     | 13                     | 100%                 |
| 24         | ICT RADIO SERVICES STATISTICS       | 4                      | 4                      | 100%                 |
| 25         | ICT TELEVISION SERVICES STATISTICS  | 5                      | 5                      | 100%                 |
| 26         | TELECOM SATELLITE OPERATORS         | 3                      | 3                      | 100%                 |
| 27         | TELECOM DIGITAL MOBILE              | 1                      | 1                      | 100%                 |
| 28         | VSAT (VERY SMALL APERTURE TERMINAL) | 13                     | 13                     | 100%                 |
| *29        | NIPOST                              | 37                     | 16                     | 43%                  |
|            | <b>TOTAL</b>                        | <b>1,372</b>           | <b>928</b>             | <b>68%</b>           |

\*Received at State level only, but needs at National Level.

**TABLE 1.9****NBS/CBN/NCC COLLABORATIVE STUDY ON SOCIO-ECONOMIC ACTIVITIES 2006****TIME - LINE**

| <b>S/N</b> | <b>ACTIVITY</b>  | <b>TIME – LINE</b>          |
|------------|--|-----------------------------|
| 1          | Planning & Preparation   | January/February, 2007      |
| 2          | Training of Trainers (TOT)                                     | February 19 - 23, 2007      |
| 3          | State Training   | February 26 - March 2, 2007 |
| 4          | Fieldwork  | March 3 - 26, 2007          |
| 5          | Monitoring of Fieldwork (Hqrts) Retrieval of records 1st round | March 12-16, 2007           |
| 6          | Monitoring of Fieldwork (Hqts.)/Retrieval of records           | March 23 - 26, 2007         |
| 7          | Data Processing/Analysis/Report Writing                        | April - June, 2007          |

**TABLE: 2.1.2.1**

**Percentage Distribution of Persons by State, Gender and Age-Group (June 2006)**

| <b>State</b>  | <b>0 - 4</b> | <b>5 - 14</b> | <b>15 - 29</b> | <b>30 - 44</b> | <b>45 - 59</b> | <b>60-64</b> | <b>65+</b> |
|---------------|--------------|---------------|----------------|----------------|----------------|--------------|------------|
| Abia          | 9.6          | 19.9          | 27.6           | 15.1           | 13.0           | 4.3          | 10.6       |
| Adamawa       | 12.5         | 29.3          | 27.0           | 17.0           | 9.9            | 1.5          | 2.8        |
| Akwa ibom     | 11.6         | 29.5          | 23.2           | 16.3           | 14.6           | 2.4          | 2.4        |
| Anambra       | 12.3         | 24.6          | 24.7           | 14.9           | 13.2           | 2.7          | 7.5        |
| Bauchi        | 17.3         | 31.3          | 23.9           | 17.0           | 6.6            | 1.6          | 2.3        |
| Bayelsa       | 9.1          | 30.2          | 28.5           | 17.6           | 10.8           | 1.9          | 2.0        |
| Benue         | 11.4         | 32.0          | 27.7           | 16.1           | 9.0            | 1.6          | 2.3        |
| Borno         | 19.4         | 28.5          | 20.4           | 19.9           | 8.5            | 1.2          | 2.1        |
| Cross Rivers  | 9.7          | 23.6          | 30.8           | 22.6           | 10.5           | 1.1          | 1.9        |
| Delta         | 8.8          | 20.7          | 28.5           | 20.4           | 12.9           | 3.0          | 5.7        |
| Ebonyi        | 8.5          | 29.2          | 24.9           | 16.5           | 15.5           | 2.2          | 3.1        |
| Edo           | 10.3         | 26.0          | 25.0           | 16.8           | 13.2           | 3.9          | 4.7        |
| Ekiti         | 8.3          | 23.5          | 22.6           | 12.5           | 14.6           | 6.1          | 12.5       |
| Enugu         | 9.5          | 31.1          | 18.1           | 19.1           | 17.0           | 1.9          | 3.4        |
| Gombe         | 16.9         | 33.1          | 23.5           | 15.6           | 7.8            | 1.1          | 2.1        |
| Imo           | 8.6          | 22.1          | 28.3           | 12.1           | 15.1           | 4.2          | 9.5        |
| Jigawa        | 12.7         | 32.9          | 21.3           | 18.0           | 9.8            | 2.2          | 3.2        |
| Kaduna        | 14.6         | 33.4          | 25.4           | 16.4           | 7.6            | 1.2          | 1.4        |
| Kano          | 17.6         | 32.3          | 23.7           | 16.5           | 6.9            | 1.3          | 1.8        |
| Katsina       | 18.4         | 32.5          | 21.1           | 18.0           | 7.1            | 1.6          | 1.3        |
| Kebbi         | 14.0         | 36.6          | 17.6           | 18.7           | 9.4            | 1.8          | 1.9        |
| Kogi          | 6.8          | 25.5          | 27.9           | 16.7           | 14.3           | 3.4          | 5.3        |
| Kwara         | 9.0          | 27.6          | 24.1           | 15.8           | 15.1           | 3.0          | 5.3        |
| Lagos         | 11.3         | 19.3          | 32.7           | 18.2           | 11.5           | 2.0          | 5.0        |
| Nassarawa     | 12.3         | 31.1          | 27.9           | 17.1           | 8.6            | 1.0          | 1.9        |
| Niger         | 17.7         | 30.2          | 21.4           | 21.1           | 7.1            | 1.2          | 1.3        |
| Ogun          | 9.2          | 24.6          | 16.8           | 19.3           | 14.9           | 3.8          | 11.4       |
| Ondo          | 10.9         | 23.9          | 25.7           | 17.7           | 12.6           | 4.1          | 5.0        |
| Osun          | 11.9         | 25.9          | 24.2           | 13.0           | 10.7           | 3.4          | 10.9       |
| Oyo           | 12.1         | 24.4          | 26.2           | 15.2           | 12.3           | 3.7          | 6.1        |
| Plateau       | 12.8         | 27.5          | 28.2           | 16.1           | 10.1           | 2.1          | 3.2        |
| Rivers        | 11.4         | 25.3          | 26.4           | 20.7           | 8.7            | 4.6          | 2.9        |
| Sokoto        | 14.2         | 30.7          | 21.2           | 18.8           | 10.3           | 2.6          | 2.2        |
| Taraba        | 13.8         | 31.3          | 26.4           | 17.4           | 7.6            | 1.5          | 2.1        |
| Yobe          | 16.0         | 32.5          | 21.3           | 18.1           | 8.1            | 1.7          | 2.4        |
| Zamfara       | 16.0         | 31.7          | 21.4           | 19.5           | 7.2            | 1.7          | 2.5        |
| FCT           | 13.0         | 27.7          | 27.4           | 21.1           | 7.7            | 1.9          | 1.2        |
| <b>GENDER</b> |              |               |                |                |                |              |            |
| Male          | 13.4         | 29.9          | 22.7           | 15.5           | 11.0           | 2.8          | 4.7        |
| Female        | 12.8         | 26.5          | 26.6           | 18.9           | 9.8            | 1.9          | 3.5        |
| National      | 13.1         | 28.2          | 24.6           | 17.1           | 10.4           | 2.4          | 4.1        |

**TABLE: 2.1.2.2**  
**Percentage Distribution of Household Head by State, Gender and Household**  
**Size (June 2006)**

| State        | Male Head | Female Head | HH SIZE |
|--------------|-----------|-------------|---------|
| Abia         | 64.4      | 35.6        | 3.6     |
| Adamawa      | 92.1      | 7.9         | 4.8     |
| Akwa ibom    | 76.6      | 23.4        | 4.1     |
| Anambra      | 71.8      | 28.2        | 4.3     |
| Bauchi       | 99.3      | 0.7         | 5.8     |
| Bayelsa      | 75.1      | 24.9        | 4.3     |
| Benue        | 90.5      | 9.5         | 5.2     |
| Borno        | 94.6      | 5.4         | 4.6     |
| Cross Rivers | 83.0      | 17.0        | 4.5     |
| Delta        | 67.8      | 32.2        | 3.2     |
| Ebonyi       | 75.7      | 24.3        | 4.1     |
| Edo          | 76.0      | 24.0        | 3.8     |
| Ekiti        | 66.8      | 33.2        | 3.2     |
| Enugu        | 58.6      | 41.4        | 4.0     |
| Gombe        | 98.4      | 1.6         | 5.9     |
| Imo          | 69.1      | 30.9        | 4.3     |
| Jigawa       | 98.0      | 2.0         | 5.9     |
| Kaduna       | 95.2      | 4.8         | 6.1     |
| Kano         | 98.1      | 1.9         | 6.4     |
| Katsina      | 95.7      | 4.3         | 5.8     |
| Kebbi        | 99.2      | 0.8         | 5.9     |
| Kogi         | 75.2      | 24.8        | 3.6     |
| Kwara        | 79.1      | 20.9        | 4.1     |
| Lagos        | 81.8      | 18.2        | 4.2     |
| Nassarawa    | 95.9      | 4.1         | 5.6     |
| Niger        | 97.6      | 2.4         | 4.9     |
| Ogun         | 69.3      | 30.7        | 2.6     |
| Ondo         | 74.2      | 25.8        | 3.2     |
| Osun         | 65.5      | 34.5        | 3.6     |
| Oyo          | 76.6      | 23.4        | 4.3     |
| Plateau      | 88.5      | 11.5        | 5.4     |
| Rivers       | 78.5      | 21.5        | 4.9     |
| Sokoto       | 97.3      | 2.7         | 5.4     |
| Taraba       | 98.0      | 2.0         | 5.3     |
| Yobe         | 97.7      | 2.3         | 5.7     |
| Zamfara      | 96.6      | 3.4         | 5.2     |
| FCT          | 94.6      | 5.4         | 4.3     |
| Total        | 83.5      | 16.5        | 4.6     |

**TABLE:2.1.2.3 Percentage Distribution of Persons Aged 15 Years and Above by Marital Status, State, Sector and Gender (June 2006)**

| State         | Married | Divorced | Separated | Widowed | Never married |
|---------------|---------|----------|-----------|---------|---------------|
| Abia          | 44.6    | 1.1      | 0.4       | 14.0    | 39.9          |
| Adamawa       | 60.5    | 1.1      | 3.3       | 3.4     | 31.8          |
| Akwa ibom     | 50.0    | 1.0      | 2.3       | 10.7    | 36.1          |
| Anambra       | 49.6    | 0.2      | 0.8       | 11.2    | 38.0          |
| Bauchi        | 77.5    | 0.7      | 0.2       | 1.3     | 20.3          |
| Bayelsa       | 57.4    | 1.3      | 4.2       | 3.4     | 33.7          |
| Benue         | 56.7    | 1.9      | 1.8       | 4.0     | 35.6          |
| Borno         | 79.3    | 1.0      | 1.3       | 2.8     | 15.6          |
| Cross Rivers  | 47.1    | 0.6      | 3.2       | 7.5     | 41.7          |
| Delta         | 48.6    | 1.4      | 4.8       | 9.1     | 36.1          |
| Ebonyi        | 51.0    | 0.9      | 0.8       | 9.8     | 37.5          |
| Edo           | 54.4    | 1.3      | 3.4       | 7.8     | 33.1          |
| Ekiti         | 55.2    | 0.2      | 2.6       | 9.9     | 32.0          |
| Enugu         | 43.0    | 0.0      | 1.4       | 17.6    | 38.0          |
| Gombe         | 72.5    | 1.9      | 0.8       | 1.1     | 23.8          |
| Imo           | 43.5    | 0.4      | 0.4       | 13.1    | 42.5          |
| Jigawa        | 75.4    | 1.0      | 1.0       | 2.5     | 20.2          |
| Kaduna        | 62.6    | 1.2      | 1.2       | 1.6     | 33.5          |
| Kano          | 75.9    | 0.9      | 0.2       | 0.9     | 22.1          |
| Katsina       | 79.9    | 0.2      | 0.5       | 1.4     | 18.0          |
| Kebbi         | 80.9    | 0.2      | 0.4       | 1.3     | 17.2          |
| Kogi          | 53.0    | 0.8      | 2.4       | 6.3     | 37.6          |
| Kwara         | 56.9    | 0.5      | 3.3       | 7.2     | 32.1          |
| Lagos         | 48.3    | 0.9      | 1.6       | 4.9     | 44.2          |
| Nassarawa     | 62.3    | 0.5      | 0.5       | 1.5     | 35.2          |
| Niger         | 79.5    | 0.5      | 0.5       | 1.1     | 18.4          |
| Ogun          | 51.5    | 2.4      | 9.2       | 14.8    | 22.0          |
| Ondo          | 54.0    | 0.3      | 4.7       | 7.8     | 33.2          |
| Osun          | 54.3    | 0.4      | 5.0       | 9.7     | 30.6          |
| Oyo           | 57.3    | 1.1      | 2.5       | 5.9     | 33.2          |
| Plateau       | 58.5    | 0.7      | 1.4       | 4.4     | 35.0          |
| Rivers        | 50.5    | 0.2      | 2.1       | 7.5     | 39.6          |
| Sokoto        | 80.0    | 0.4      | 0.2       | 1.3     | 18.1          |
| Taraba        | 60.7    | 4.6      | 1.2       | 1.5     | 32.0          |
| Yobe          | 74.8    | 0.9      | 1.5       | 1.3     | 21.4          |
| Zamfara       | 83.4    | 0.3      | 1.3       | 1.0     | 14.0          |
| FCT           | 61.1    | 0.8      | 2.2       | 1.4     | 34.5          |
| <b>SECTOR</b> |         |          |           |         |               |
| Urban         | 56.1    | 1.0      | 2.3       | 5.1     | 35.5          |
| Rural         | 65.4    | 0.9      | 1.6       | 4.7     | 27.4          |
| <b>Gender</b> |         |          |           |         |               |
| Male          | 57.3    | 0.9      | 1.7       | 1.5     | 38.6          |
| Female        | 69.4    | 1.0      | 1.8       | 8.1     | 19.7          |
| National      | 63.4    | 0.9      | 1.7       | 4.8     | 29.2          |

TABLE: 2.1.3.1

**Percentage Distribution of Households by Major Sources of  
Water for Drinking and Cooking, State and Sector (June 2006)**

| State         | Total Households | Pipe borne water treated | Pipe borne water untreated | Bore hole Hand pump | Well Spring protected | Well Spring unprotected | Rain water | Stream Pond River | Tanker Truck Vendor | Others |
|---------------|------------------|--------------------------|----------------------------|---------------------|-----------------------|-------------------------|------------|-------------------|---------------------|--------|
| Abia          | 787,222          | 0.6                      | 15.4                       | 21.8                | 6.8                   | 8.9                     | 17.4       | 23.0              | 5.8                 | 0.2    |
| Adamawa       | 666,969          | 1.7                      | 1.6                        | 20.1                | 14.9                  | 20.3                    | 0.0        | 29.3              | 12.0                | 0.0    |
| Akwa ibom     | 953,822          | 3.0                      | 0.2                        | 32.4                | 0.0                   | 1.6                     | 6.4        | 50.0              | 6.4                 | 0.0    |
| Anambra       | 974,833          | 7.9                      | 0.6                        | 27.2                | 4.1                   | 0.6                     | 6.0        | 47.5              | 5.7                 | 0.3    |
| Bauchi        | 810,479          | 3.3                      | 0.0                        | 7.4                 | 8.9                   | 67.1                    | 0.0        | 8.9               | 4.5                 | 0.0    |
| Bayelsa       | 394,296          | 7.5                      | 2.1                        | 14.1                | 0.0                   | 4.1                     | 1.2        | 68.9              | 0.4                 | 1.7    |
| Benue         | 811,393          | 1.7                      | 0.2                        | 2.0                 | 25.0                  | 12.1                    | 0.0        | 55.8              | 3.2                 | 0.0    |
| Borno         | 896,586          | 1.0                      | 2.9                        | 30.1                | 11.5                  | 43.0                    | 0.0        | 2.4               | 9.0                 | 0.0    |
| Cross Rivers  | 636,336          | 11.9                     | 0.7                        | 23.8                | 1.3                   | 2.0                     | 0.0        | 60.3              | 0.0                 | 0.0    |
| Delta         | 1,264,935        | 6.1                      | 1.0                        | 21.3                | 18.9                  | 22.3                    | 0.2        | 28.4              | 1.0                 | 0.7    |
| Ebonyi        | 532,721          | 3.9                      | 0.0                        | 37.0                | 1.0                   | 7.2                     | 5.1        | 45.2              | 0.6                 | 0.0    |
| Edo           | 838,107          | 2.0                      | 1.0                        | 34.8                | 4.4                   | 3.5                     | 14.8       | 29.9              | 9.6                 | 0.0    |
| Ekiti         | 752,117          | 11.1                     | 0.2                        | 9.4                 | 41.0                  | 3.2                     | 0.0        | 35.0              | 0.0                 | 0.0    |
| Enugu         | 824,632          | 9.2                      | 0.4                        | 7.0                 | 5.2                   | 6.1                     | 0.6        | 54.4              | 17.2                | 0.0    |
| Gombe         | 551,260          | 9.6                      | 0.2                        | 5.9                 | 16.6                  | 51.2                    | 0.2        | 11.2              | 5.2                 | 0.0    |
| Imo           | 663,558          | 1.6                      | 0.7                        | 32.6                | 2.7                   | 2.3                     | 0.4        | 44.9              | 13.5                | 1.4    |
| Jigawa        | 716,417          | 2.4                      | 3.1                        | 50.3                | 5.0                   | 34.9                    | 0.0        | 1.5               | 1.9                 | 0.9    |
| Kaduna        | 944,947          | 14.4                     | 0.5                        | 6.8                 | 36.7                  | 24.8                    | 0.0        | 16.9              | 0.0                 | 0.0    |
| Kano          | 1,606,778        | 2.5                      | 3.3                        | 29.5                | 14.0                  | 38.1                    | 0.0        | 8.8               | 3.8                 | 0.0    |
| Katsina       | 986,811          | 5.0                      | 0.0                        | 10.0                | 25.3                  | 33.7                    | 0.0        | 22.2              | 2.7                 | 1.2    |
| Kebbi         | 899,591          | 3.0                      | 0.2                        | 10.1                | 15.8                  | 63.9                    | 0.0        | 3.9               | 3.2                 | 0.0    |
| Kogi          | 805,525          | 9.6                      | 2.7                        | 22.5                | 18.4                  | 1.7                     | 0.0        | 29.0              | 16.0                | 0.0    |
| Kwara         | 563,204          | 14.9                     | 0.7                        | 31.6                | 23.3                  | 5.9                     | 0.0        | 22.8              | 0.2                 | 0.7    |
| Lagos         | 1,624,060        | 16.4                     | 12.1                       | 37.4                | 7.7                   | 5.6                     | 0.0        | 0.5               | 17.5                | 2.8    |
| Nassarawa     | 379,486          | 9.8                      | 0.2                        | 6.7                 | 6.7                   | 13.1                    | 0.0        | 57.7              | 5.5                 | 0.3    |
| Niger         | 1,537,062        | 13.3                     | 0.0                        | 18.9                | 14.1                  | 32.7                    | 0.0        | 19.6              | 1.4                 | 0.0    |
| Ogun          | 1,165,031        | 10.7                     | 3.5                        | 35.9                | 14.6                  | 9.4                     | 0.0        | 25.5              | 0.4                 | 0.0    |
| Ondo          | 955,840          | 6.5                      | 1.8                        | 27.1                | 22.1                  | 4.1                     | 0.0        | 38.1              | 0.0                 | 0.4    |
| Osun          | 803,647          | 21.5                     | 0.2                        | 9.5                 | 29.7                  | 6.5                     | 0.0        | 32.3              | 0.0                 | 0.2    |
| Oyo           | 1,045,157        | 11.6                     | 0.4                        | 30.8                | 32.9                  | 3.0                     | 0.0        | 19.1              | 2.3                 | 0.0    |
| Plateau       | 643,464          | 9.5                      | 0.0                        | 8.9                 | 16.3                  | 21.0                    | 0.0        | 44.3              | 0.0                 | 0.0    |
| Rivers        | 960,259          | 7.0                      | 1.2                        | 39.5                | 13.6                  | 24.2                    | 0.2        | 11.2              | 3.0                 | 0.0    |
| Sokoto        | 692,322          | 16.0                     | 0.2                        | 5.2                 | 15.5                  | 62.8                    | 0.0        | 0.2               | 0.0                 | 0.0    |
| Taraba        | 405,774          | 0.4                      | 0.0                        | 8.4                 | 1.6                   | 10.6                    | 0.0        | 77.1              | 0.0                 | 1.8    |
| Yobe          | 445,603          | 3.4                      | 0.5                        | 34.4                | 38.9                  | 18.3                    | 0.0        | 1.1               | 1.6                 | 1.8    |
| Zamfara       | 763,430          | 8.9                      | 1.5                        | 12.9                | 36.2                  | 13.6                    | 0.0        | 26.6              | 0.3                 | 0.0    |
| FCT           | 238,574          | 25.6                     | 3.1                        | 23.9                | 9.7                   | 0.7                     | 0.0        | 21.8              | 15.2                | 0.0    |
| <b>SECTOR</b> |                  |                          |                            |                     |                       |                         |            |                   |                     |        |
| Urban         | 8,911,505        | 21.6                     | 3.0                        | 28.5                | 23.0                  | 8.2                     | 0.7        | 7.2               | 7.2                 | 0.6    |
| Rural         | 21,630,741       | 3.5                      | 1.2                        | 18.6                | 14.3                  | 22.9                    | 1.4        | 34.2              | 3.7                 | 0.3    |
| National      | 30,542,246       | 7.7                      | 1.6                        | 20.9                | 16.4                  | 19.5                    | 1.2        | 28.0              | 4.5                 | 0.4    |



TABLE:2.1.3.2

Percentage Distribution of Households by Distance )  
To Source of Water, State and Sector (June 2006)

| State         | Total Households | In dwelling | Within 500m | 500-1km | 1km or more |
|---------------|------------------|-------------|-------------|---------|-------------|
| Abia          | 787,222          | 5.2         | 70.7        | 21.8    | 2.3         |
| Adamawa       | 666,969          | 15.5        | 58.5        | 20.1    | 5.9         |
| Akwa ibom     | 953,822          | 1.6         | 34.9        | 42.5    | 21.0        |
| Anambra       | 974,833          | 4.2         | 39.3        | 32.6    | 24.0        |
| Bauchi        | 810,479          | 15.3        | 55.1        | 29.5    | 0.0         |
| Bayelsa       | 394,296          | 4.5         | 85.6        | 4.5     | 5.3         |
| Benue         | 811,393          | 19.5        | 38.6        | 18.1    | 23.9        |
| Borno         | 896,586          | 18.4        | 50.6        | 27.0    | 4.0         |
| Cross Rivers  | 636,336          | 8.5         | 56.9        | 19.6    | 15.0        |
| Delta         | 1,264,935        | 23.1        | 67.8        | 6.6     | 2.5         |
| Ebonyi        | 532,721          | 3.5         | 34.5        | 47.6    | 14.4        |
| Edo           | 838,107          | 4.7         | 81.7        | 9.9     | 3.7         |
| Ekiti         | 752,117          | 20.3        | 61.9        | 12.8    | 5.0         |
| Enugu         | 824,632          | 12.6        | 52.7        | 24.0    | 10.6        |
| Gombe         | 551,260          | 23.4        | 69.7        | 6.7     | 0.2         |
| Imo           | 663,558          | 5.2         | 33.0        | 40.9    | 21.0        |
| Jigawa        | 716,417          | 18.0        | 71.0        | 6.9     | 4.1         |
| Kaduna        | 944,947          | 58.5        | 29.3        | 12.2    | 0.0         |
| Kano          | 1,606,778        | 42.5        | 35.4        | 15.4    | 6.7         |
| Katsina       | 986,811          | 38.0        | 48.5        | 11.3    | 2.2         |
| Kebbi         | 899,591          | 22.1        | 45.3        | 32.5    | 0.0         |
| Kogi          | 805,525          | 12.3        | 44.3        | 27.7    | 15.6        |
| Kwara         | 563,204          | 20.3        | 58.3        | 20.2    | 1.2         |
| Lagos         | 1,624,060        | 26.2        | 63.1        | 8.4     | 2.3         |
| Nassarawa     | 379,486          | 13.9        | 28.3        | 44.3    | 13.6        |
| Niger         | 1,537,062        | 37.7        | 52.8        | 8.3     | 1.2         |
| Ogun          | 1,165,031        | 24.0        | 63.0        | 13.1    | 0.0         |
| Ondo          | 955,840          | 18.9        | 65.1        | 12.6    | 3.4         |
| Osun          | 803,647          | 19.1        | 57.0        | 22.1    | 1.9         |
| Oyo           | 1,045,157        | 24.2        | 58.3        | 16.6    | 0.9         |
| Plateau       | 643,464          | 17.6        | 45.1        | 30.0    | 7.2         |
| Rivers        | 960,259          | 13.8        | 69.1        | 9.6     | 7.4         |
| Sokoto        | 692,322          | 29.8        | 53.2        | 15.8    | 1.2         |
| Taraba        | 405,774          | 5.8         | 56.0        | 32.9    | 5.3         |
| Yobe          | 445,603          | 2.7         | 86.8        | 7.6     | 2.9         |
| Zamfara       | 763,430          | 48.6        | 42.6        | 5.7     | 3.1         |
| FCT           | 238,574          | 31.6        | 45.4        | 18.2    | 4.8         |
| <b>SECTOR</b> |                  |             |             |         |             |
| Urban         | 8,911,505        | 31.0        | 58.6        | 7.9     | 2.5         |
| Rural         | 21,630,741       | 16.6        | 52.1        | 23.8    | 7.5         |
| National      | 30,542,246       | 20.0        | 53.6        | 20.1    | 6.3         |

TABLE 2.1.3.3

Percentage Distribution of Households by Type of Refuse Disposal,  
State and Sector (June 2006)

| State         | Total Households | HH Bin collected by government | HH Bin collected by private agency | Government bin or shed | Disposal within compound | Unauthorized refuse heap | Other |
|---------------|------------------|--------------------------------|------------------------------------|------------------------|--------------------------|--------------------------|-------|
| Abia          | 787,222          | 5.0                            | 0.0                                | 8.9                    | 60.2                     | 25.5                     | 0.4   |
| Adamawa       | 666,969          | 0.5                            | 0.2                                | 0.4                    | 22.1                     | 75.6                     | 1.2   |
| Akwa ibom     | 953,822          | 0.0                            | 2.1                                | 2.8                    | 93.1                     | 1.1                      | 0.9   |
| Anambra       | 974,833          | 0.0                            | 5.7                                | 0.3                    | 15.0                     | 58.0                     | 21.0  |
| Bauchi        | 810,479          | 0.0                            | 0.0                                | 0.6                    | 44.0                     | 55.4                     | 0.0   |
| Bayelsa       | 394,296          | 4.9                            | 0.8                                | 1.6                    | 34.4                     | 41.8                     | 15.2  |
| Benue         | 811,393          | 0.2                            | 0.5                                | 0.0                    | 57.6                     | 40.9                     | 0.7   |
| Borno         | 896,586          | 0.3                            | 0.0                                | 0.2                    | 27.0                     | 69.2                     | 3.3   |
| Cross Rivers  | 636,336          | 14.5                           | 0.0                                | 43.4                   | 33.6                     | 6.6                      | 2.0   |
| Delta         | 1,264,935        | 1.2                            | 4.7                                | 2.7                    | 33.3                     | 54.3                     | 3.7   |
| Ebonyi        | 532,721          | 0.0                            | 1.8                                | 0.0                    | 84.7                     | 11.8                     | 1.8   |
| Edo           | 838,107          | 4.0                            | 4.4                                | 0.2                    | 48.1                     | 38.5                     | 4.7   |
| Ekiti         | 752,117          | 0.0                            | 0.2                                | 1.0                    | 17.1                     | 79.6                     | 2.1   |
| Enugu         | 824,632          | 8.6                            | 4.8                                | 0.0                    | 74.5                     | 9.9                      | 2.2   |
| Gombe         | 551,260          | 0.2                            | 0.0                                | 0.2                    | 44.1                     | 55.4                     | 0.2   |
| Imo           | 663,558          | 1.6                            | 0.0                                | 0.0                    | 50.0                     | 7.4                      | 41.0  |
| Jigawa        | 716,417          | 0.0                            | 0.5                                | 0.0                    | 59.4                     | 37.7                     | 2.4   |
| Kaduna        | 944,947          | 0.2                            | 8.2                                | 1.7                    | 31.6                     | 57.8                     | 0.5   |
| Kano          | 1,606,778        | 2.1                            | 5.9                                | 0.8                    | 65.2                     | 25.2                     | 0.6   |
| Katsina       | 986,811          | 0.7                            | 0.0                                | 1.2                    | 73.6                     | 23.1                     | 1.0   |
| Kebbi         | 899,591          | 2.0                            | 0.2                                | 0.4                    | 72.7                     | 24.1                     | 0.7   |
| Kogi          | 805,525          | 0.7                            | 1.6                                | 0.2                    | 15.7                     | 81.0                     | 0.7   |
| Kwara         | 563,204          | 0.9                            | 0.3                                | 4.1                    | 26.5                     | 65.5                     | 2.6   |
| Lagos         | 1,624,060        | 22.5                           | 56.4                               | 2.1                    | 2.1                      | 6.8                      | 10.1  |
| Nassarawa     | 379,486          | 1.0                            | 0.2                                | 0.5                    | 19.4                     | 62.2                     | 16.5  |
| Niger         | 1,537,062        | 0.2                            | 0.0                                | 0.0                    | 12.6                     | 79.1                     | 8.0   |
| Ogun          | 1,165,031        | 3.9                            | 6.6                                | 0.4                    | 16.6                     | 61.4                     | 11.1  |
| Ondo          | 955,840          | 1.6                            | 0.0                                | 2.5                    | 45.0                     | 29.1                     | 21.8  |
| Osun          | 803,647          | 0.0                            | 0.2                                | 0.0                    | 22.1                     | 71.8                     | 6.0   |
| Oyo           | 1,045,157        | 0.9                            | 3.5                                | 0.4                    | 11.8                     | 70.6                     | 12.9  |
| Plateau       | 643,464          | 1.1                            | 2.7                                | 0.0                    | 37.3                     | 50.3                     | 8.7   |
| Rivers        | 960,259          | 5.4                            | 0.4                                | 0.0                    | 14.9                     | 52.6                     | 26.7  |
| Sokoto        | 692,322          | 6.2                            | 0.0                                | 6.0                    | 65.7                     | 21.4                     | 0.2   |
| Taraba        | 405,774          | 0.0                            | 0.0                                | 0.0                    | 24.8                     | 73.8                     | 1.5   |
| Yobe          | 445,603          | 0.0                            | 0.0                                | 0.0                    | 11.1                     | 69.6                     | 19.4  |
| Zamfara       | 763,430          | 0.9                            | 0.2                                | 0.3                    | 68.8                     | 29.8                     | 0.0   |
| FCT           | 238,574          | 9.9                            | 11.0                               | 3.5                    | 23.0                     | 48.9                     | 3.2   |
| <b>SECTOR</b> |                  |                                |                                    |                        |                          |                          |       |
| Urban         | 8,911,505        | 7.6                            | 10.9                               | 4.5                    | 23.1                     | 49.4                     | 4.4   |
| Rural         | 21,630,741       | 0.6                            | 0.5                                | 0.5                    | 44.7                     | 46.2                     | 7.5   |
| National      | 30,542,246       | 2.2                            | 2.9                                | 1.4                    | 39.7                     | 46.9                     | 6.8   |

TABLE: 2.1.3.4

**Percentage Distribution of Households by Type of Toilet Facilities and State  
(June 2006)**

| State        | Total Households | None | Toilet on water | Flush to sewage | Flush to septic tank | Pail bucket | Covered pit latrine | Uncovered pit latrine | V.I.P. latrine | Other |
|--------------|------------------|------|-----------------|-----------------|----------------------|-------------|---------------------|-----------------------|----------------|-------|
| Abia         | 787,222          | 0.0  | 0.2             | 3.5             | 14.1                 | 0.0         | 52.7                | 24.9                  | 2.3            | 2.3   |
| Adamawa      | 666,969          | 22.7 | 0.3             | 2.4             | 0.3                  | 0.0         | 52.7                | 19.8                  | 0.5            | 1.2   |
| Akwa ibom    | 953,822          | 27.5 | 4.8             | 0.0             | 3.7                  | 0.0         | 57.2                | 5.7                   | 0.0            | 1.1   |
| Anambra      | 974,833          | 14.7 | 0.0             | 0.6             | 21.3                 | 0.0         | 54.1                | 5.3                   | 0.3            | 3.8   |
| Bauchi       | 810,479          | 15.8 | 0.0             | 0.0             | 0.0                  | 0.0         | 40.0                | 44.2                  | 0.0            | 0.0   |
| Bayelsa      | 394,296          | 1.2  | 79.0            | 2.5             | 7.0                  | 0.0         | 2.9                 | 3.3                   | 0.0            | 4.1   |
| Benue        | 811,393          | 25.7 | 1.9             | 3.0             | 0.7                  | 0.0         | 42.6                | 17.9                  | 0.7            | 7.4   |
| Borno        | 896,586          | 10.8 | 1.9             | 0.3             | 0.0                  | 0.0         | 50.4                | 13.4                  | 14.9           | 8.2   |
| Cross Rivers | 636,336          | 14.4 | 0.0             | 0.0             | 8.5                  | 0.0         | 28.8                | 22.2                  | 7.8            | 18.3  |
| Delta        | 1,264,935        | 4.2  | 16.1            | 15.6            | 13.4                 | 2.7         | 24.0                | 15.6                  | 0.5            | 7.8   |
| Ebonyi       | 532,721          | 13.3 | 0.0             | 1.2             | 2.1                  | 0.0         | 25.3                | 42.3                  | 0.0            | 15.8  |
| Edo          | 838,107          | 7.7  | 2.2             | 3.5             | 7.7                  | 0.0         | 38.5                | 33.3                  | 0.0            | 7.2   |
| Ekiti        | 752,117          | 24.8 | 1.5             | 1.4             | 3.9                  | 0.0         | 38.4                | 1.9                   | 0.2            | 27.9  |
| Enugu        | 824,632          | 52.0 | 0.0             | 0.5             | 13.9                 | 0.0         | 23.6                | 2.9                   | 0.0            | 7.0   |
| Gombe        | 551,260          | 10.6 | 0.0             | 1.9             | 0.0                  | 0.2         | 37.6                | 49.6                  | 0.0            | 0.2   |
| Imo          | 663,558          | 22.2 | 0.0             | 1.6             | 6.2                  | 0.0         | 64.5                | 2.5                   | 0.5            | 2.5   |
| Jigawa       | 716,417          | 9.8  | 0.0             | 0.5             | 0.7                  | 0.0         | 29.6                | 41.4                  | 0.0            | 18.0  |
| Kaduna       | 944,947          | 12.7 | 0.2             | 5.8             | 5.8                  | 0.2         | 48.0                | 17.3                  | 0.0            | 10.2  |
| Kano         | 1,606,778        | 5.8  | 0.2             | 2.7             | 0.8                  | 0.0         | 45.2                | 44.6                  | 0.0            | 0.6   |
| Katsina      | 986,811          | 13.4 | 0.0             | 0.0             | 0.0                  | 0.2         | 49.8                | 31.6                  | 0.7            | 4.3   |
| Kebbi        | 899,591          | 6.1  | 0.7             | 0.0             | 0.0                  | 0.0         | 40.2                | 45.6                  | 0.4            | 7.0   |
| Kogi         | 805,525          | 39.5 | 0.3             | 5.7             | 2.4                  | 0.0         | 20.2                | 5.1                   | 0.0            | 26.8  |
| Kwara        | 563,204          | 35.1 | 0.3             | 6.1             | 2.4                  | 0.0         | 28.3                | 1.4                   | 1.2            | 25.2  |
| Lagos        | 1,624,060        | 0.2  | 1.9             | 24.4            | 34.7                 | 0.5         | 27.6                | 4.7                   | 0.0            | 6.1   |
| Nassarawa    | 379,486          | 22.3 | 0.7             | 0.9             | 0.9                  | 0.0         | 38.9                | 20.8                  | 0.0            | 15.6  |
| Niger        | 1,537,062        | 8.4  | 0.5             | 6.2             | 0.3                  | 0.2         | 43.7                | 20.7                  | 0.0            | 20.0  |
| Ogun         | 1,165,031        | 10.3 | 4.6             | 0.4             | 5.5                  | 0.2         | 43.2                | 13.8                  | 0.7            | 21.3  |
| Ondo         | 955,840          | 17.1 | 6.2             | 1.6             | 0.4                  | 0.0         | 47.3                | 1.2                   | 2.8            | 23.3  |
| Osun         | 803,647          | 41.0 | 0.6             | 3.0             | 3.4                  | 0.2         | 36.9                | 1.7                   | 0.2            | 13.1  |
| Oyo          | 1,045,157        | 49.3 | 0.7             | 9.1             | 12.9                 | 0.0         | 16.4                | 0.5                   | 0.5            | 10.5  |
| Plateau      | 643,464          | 37.6 | 0.0             | 2.5             | 1.6                  | 0.0         | 21.3                | 14.1                  | 0.0            | 23.0  |
| Rivers       | 960,259          | 8.9  | 25.8            | 3.8             | 12.9                 | 0.0         | 8.2                 | 22.5                  | 0.8            | 17.1  |
| Sokoto       | 692,322          | 14.0 | 0.0             | 0.0             | 0.0                  | 0.0         | 49.1                | 33.2                  | 0.0            | 3.7   |
| Taraba       | 405,774          | 6.5  | 0.2             | 2.0             | 0.7                  | 0.0         | 22.0                | 44.0                  | 0.0            | 24.5  |
| Yobe         | 445,603          | 4.1  | 0.0             | 1.6             | 0.7                  | 1.6         | 36.8                | 12.8                  | 0.0            | 42.3  |
| Zamfara      | 763,430          | 25.7 | 1.2             | 0.0             | 0.2                  | 0.2         | 58.6                | 14.1                  | 0.0            | 0.0   |
| FCT          | 238,574          | 11.0 | 0.7             | 15.9            | 20.7                 | 0.0         | 31.0                | 7.9                   | 0.0            | 12.8  |
| National     | 30,542,246       | 18.5 | 2.9             | 3.3             | 4.9                  | 0.2         | 37.8                | 19.3                  | 0.9            | 12.3  |

**TABLE: 2.1.3.5****Percentage Distribution of Households by Distance  
Of Toilet Facilities to Dwelling and State (June 2006)**

| State        | Total Households | In dwelling | Within 500m | 500-1km | 1km or more |
|--------------|------------------|-------------|-------------|---------|-------------|
| Abia         | 787,222          | 26.1        | 70.6        | 3.3     | 0.0         |
| Adamawa      | 666,969          | 32.4        | 22.8        | 44.6    | 0.2         |
| Akwa ibom    | 953,822          | 8.0         | 81.3        | 9.6     | 1.1         |
| Anambra      | 974,833          | 56.6        | 38.4        | 3.1     | 1.9         |
| Bauchi       | 810,479          | 12.5        | 17.7        | 69.7    | 0.0         |
| Bayelsa      | 394,296          | 8.6         | 82.0        | 5.7     | 3.7         |
| Benue        | 811,393          | 21.7        | 52.6        | 21.0    | 4.7         |
| Borno        | 896,586          | 17.2        | 7.5         | 75.3    | 0.0         |
| Cross_rivers | 636,336          | 25.8        | 56.1        | 18.1    | 0.0         |
| Delta        | 1,264,935        | 28.4        | 67.3        | 3.8     | 0.5         |
| Ebonyi       | 532,721          | 5.4         | 75.3        | 17.9    | 1.4         |
| Edo          | 838,107          | 11.1        | 85.5        | 3.4     | 0.0         |
| Ekiti        | 752,117          | 47.5        | 41.9        | 10.4    | 0.2         |
| Enugu        | 824,632          | 32.4        | 58.5        | 8.7     | 0.4         |
| Gombe        | 551,260          | 35.1        | 27.0        | 37.9    | 0.0         |
| Imo          | 663,558          | 51.4        | 36.9        | 11.7    | 0.0         |
| Jigawa       | 716,417          | 54.0        | 41.9        | 3.3     | 0.9         |
| Kaduna       | 944,947          | 32.3        | 18.2        | 49.5    | 0.0         |
| Kano         | 1,606,778        | 77.1        | 8.7         | 14.1    | 0.0         |
| Katsina      | 986,811          | 83.3        | 16.6        | 0.0     | 0.2         |
| Kebbi        | 899,591          | 69.6        | 28.8        | 1.6     | 0.0         |
| Kogi         | 805,525          | 25.0        | 54.2        | 20.4    | 0.3         |
| Kwara        | 563,204          | 35.2        | 60.2        | 4.6     | 0.0         |
| Lagos        | 1,624,060        | 86.9        | 9.6         | 3.5     | 0.0         |
| Nassarawa    | 379,486          | 50.7        | 36.1        | 12.7    | 0.5         |
| Niger        | 1,537,062        | 62.8        | 33.6        | 3.1     | 0.5         |
| Ogun         | 1,165,031        | 57.5        | 37.7        | 4.6     | 0.2         |
| Ondo         | 955,840          | 43.9        | 50.6        | 5.3     | 0.2         |
| Osun         | 803,647          | 33.2        | 63.3        | 2.9     | 0.6         |
| Oyo          | 1,045,157        | 37.6        | 49.5        | 12.7    | 0.2         |
| Plateau      | 643,464          | 26.4        | 52.2        | 20.0    | 1.4         |
| Rivers       | 960,259          | 32.9        | 52.1        | 12.0    | 3.0         |
| Sokoto       | 692,322          | 19.8        | 17.8        | 62.3    | 0.0         |
| Taraba       | 405,774          | 17.6        | 29.5        | 51.1    | 1.8         |
| Yobe         | 445,603          | 37.6        | 31.1        | 26.3    | 5.0         |
| Zamfara      | 763,430          | 25.0        | 12.3        | 62.7    | 0.0         |
| FCT          | 238,574          | 30.0        | 40.7        | 28.0    | 1.3         |
| Total        | 30,542,246       | 37.4        | 40.9        | 20.8    | 0.8         |

**TABLE:2.1.3.6 Percentage Distribution of Households by Type of Housing Unit, State and Sector (June 2006)**

| State         | Total Households | Single room | Flat | Duplex | Whole building | Other |
|---------------|------------------|-------------|------|--------|----------------|-------|
| Abia          | 787,222          | 40.5        | 3.3  | 0.2    | 55.0           | 1.0   |
| Adamawa       | 666,969          | 83.4        | 3.3  | 0.0    | 13.3           | 0.0   |
| Akwa ibom     | 953,822          | 39.0        | 2.5  | 0.0    | 58.3           | 0.2   |
| Anambra       | 974,833          | 37.5        | 3.1  | 3.1    | 56.3           | 0.0   |
| Bauchi        | 810,479          | 85.7        | 2.3  | 0.0    | 11.8           | 0.2   |
| Bayelsa       | 394,296          | 43.2        | 4.9  | 0.0    | 51.9           | 0.0   |
| Benue         | 811,393          | 63.0        | 2.5  | 0.3    | 28.7           | 5.4   |
| Borno         | 896,586          | 87.8        | 3.1  | 0.0    | 6.4            | 2.8   |
| Cross Rivers  | 636,336          | 75.8        | 7.2  | 1.3    | 15.7           | 0.0   |
| Delta         | 1,264,935        | 68.2        | 16.0 | 0.2    | 15.5           | 0.0   |
| Ebonyi        | 532,721          | 19.6        | 0.6  | 0.0    | 79.6           | 0.2   |
| Edo           | 838,107          | 61.7        | 7.4  | 0.2    | 27.2           | 3.5   |
| Ekiti         | 752,117          | 86.4        | 2.6  | 0.0    | 11.0           | 0.0   |
| Enugu         | 824,632          | 24.3        | 7.7  | 0.0    | 68.0           | 0.0   |
| Gombe         | 551,260          | 91.4        | 1.1  | 0.0    | 7.6            | 0.0   |
| Imo           | 663,558          | 19.0        | 2.7  | 0.7    | 77.6           | 0.0   |
| Jigawa        | 716,417          | 44.9        | 2.4  | 0.5    | 31.9           | 20.2  |
| Kaduna        | 944,947          | 89.1        | 6.8  | 0.0    | 3.9            | 0.2   |
| Kano          | 1,606,778        | 89.0        | 2.5  | 0.2    | 8.3            | 0.0   |
| Katsina       | 986,811          | 96.9        | 2.2  | 0.2    | 0.5            | 0.2   |
| Kebbi         | 899,591          | 97.5        | 0.9  | 0.0    | 1.1            | 0.5   |
| Kogi          | 805,525          | 69.0        | 5.3  | 1.4    | 24.1           | 0.2   |
| Kwara         | 563,204          | 79.1        | 4.2  | 0.0    | 16.6           | 0.0   |
| Lagos         | 1,624,060        | 80.8        | 15.9 | 0.2    | 1.2            | 1.9   |
| Nassarawa     | 379,486          | 80.8        | 4.5  | 0.2    | 7.2            | 7.4   |
| Niger         | 1,537,062        | 81.3        | 3.6  | 0.2    | 14.8           | 0.2   |
| Ogun          | 1,165,031        | 87.7        | 1.3  | 0.0    | 10.7           | 0.2   |
| Ondo          | 955,840          | 62.0        | 2.0  | 0.0    | 35.9           | 0.2   |
| Osun          | 803,647          | 89.9        | 2.8  | 0.2    | 7.1            | 0.0   |
| Oyo           | 1,045,157        | 86.7        | 9.3  | 0.4    | 3.7            | 0.0   |
| Plateau       | 643,464          | 93.3        | 2.5  | 0.2    | 3.9            | 0.2   |
| Rivers        | 960,259          | 64.4        | 5.4  | 0.0    | 29.6           | 0.6   |
| Sokoto        | 692,322          | 87.0        | 2.5  | 0.0    | 10.6           | 0.0   |
| Taraba        | 405,774          | 86.3        | 3.6  | 0.2    | 8.2            | 1.6   |
| Yobe          | 445,603          | 87.0        | 0.4  | 0.0    | 11.9           | 0.7   |
| Zamfara       | 763,430          | 24.1        | 0.2  | 5.1    | 70.6           | 0.0   |
| FCT           | 238,574          | 37.8        | 23.4 | 0.3    | 38.5           | 0.0   |
| <b>SECTOR</b> |                  |             |      |        |                |       |
| Urban         | 8,911,505        | 76.9        | 11.8 | 0.5    | 10.2           | 0.7   |
| Rural         | 21,630,741       | 67.9        | 1.9  | 0.4    | 28.2           | 1.6   |
| National      | 30,542,246       | 70.0        | 4.2  | 0.4    | 24.0           | 1.4   |

**TABLE: 2.1.3.7 Percentage Distribution of Households by Type of Fuel Used for Cooking, State and Sector (June 2006)**

| State         | Total Households | Electricity | Gas | Kerosene | Wood | Coal |
|---------------|------------------|-------------|-----|----------|------|------|
| Abia          | 787,222          | 0.6         | 0.0 | 25.3     | 73.9 | 0.2  |
| Adamawa       | 666,969          | 0.2         | 1.0 | 4.9      | 93.2 | 0.7  |
| Akwa ibom     | 953,822          | 0.5         | 0.5 | 12.1     | 86.8 | 0.2  |
| Anambra       | 974,833          | 0.0         | 0.0 | 29.7     | 70.3 | 0.0  |
| Bauchi        | 810,479          | 0.2         | 0.0 | 0.2      | 99.6 | 0.0  |
| Bayelsa       | 394,296          | 0.8         | 0.0 | 26.9     | 72.3 | 0.0  |
| Benue         | 811,393          | 0.3         | 0.5 | 2.7      | 94.9 | 1.5  |
| Borno         | 896,586          | 0.3         | 0.0 | 1.7      | 90.5 | 7.4  |
| Cross Rivers  | 636,336          | 0.0         | 0.0 | 30.1     | 69.9 | 0.0  |
| Delta         | 1,264,935        | 0.0         | 1.2 | 36.9     | 61.8 | 0.0  |
| Ebonyi        | 532,721          | 0.0         | 0.2 | 5.9      | 93.9 | 0.0  |
| Edo           | 838,107          | 0.2         | 1.2 | 21.8     | 76.7 | 0.0  |
| Ekiti         | 752,117          | 0.3         | 0.0 | 21.6     | 77.8 | 0.2  |
| Enugu         | 824,632          | 0.0         | 0.2 | 15.0     | 84.8 | 0.0  |
| Gombe         | 551,260          | 0.4         | 0.0 | 3.9      | 95.8 | 0.0  |
| Imo           | 663,558          | 0.0         | 0.0 | 5.2      | 94.8 | 0.0  |
| Jigawa        | 716,417          | 0.0         | 0.0 | 17.7     | 82.0 | 0.3  |
| Kaduna        | 944,947          | 2.7         | 0.0 | 8.0      | 89.3 | 0.0  |
| Kano          | 1,606,778        | 0.0         | 1.3 | 4.4      | 93.9 | 0.4  |
| Katsina       | 986,811          | 2.4         | 0.0 | 1.0      | 95.9 | 0.7  |
| Kebbi         | 899,591          | 0.2         | 0.0 | 0.4      | 99.5 | 0.0  |
| Kogi          | 805,525          | 1.9         | 0.2 | 21.9     | 76.0 | 0.0  |
| Kwara         | 563,204          | 0.5         | 0.0 | 10.2     | 67.3 | 22.0 |
| Lagos         | 1,624,060        | 0.9         | 1.9 | 88.6     | 6.5  | 2.1  |
| Nassarawa     | 379,486          | 1.9         | 0.0 | 5.4      | 92.7 | 0.0  |
| Niger         | 1,537,062        | 0.7         | 0.2 | 5.6      | 91.7 | 1.9  |
| Ogun          | 1,165,031        | 0.4         | 0.2 | 34.5     | 64.4 | 0.4  |
| Ondo          | 955,840          | 0.2         | 0.0 | 25.0     | 74.8 | 0.0  |
| Osun          | 803,647          | 1.5         | 0.2 | 23.9     | 70.0 | 4.5  |
| Oyo           | 1,045,157        | 0.2         | 1.8 | 31.7     | 55.7 | 10.7 |
| Plateau       | 643,464          | 2.5         | 0.5 | 4.6      | 90.3 | 2.1  |
| Rivers        | 960,259          | 0.4         | 0.6 | 38.0     | 60.8 | 0.2  |
| Sokoto        | 692,322          | 0.5         | 0.0 | 0.0      | 99.5 | 0.0  |
| Taraba        | 405,774          | 0.2         | 0.4 | 1.3      | 98.0 | 0.2  |
| Yobe          | 445,603          | 0.0         | 0.0 | 4.0      | 95.9 | 0.2  |
| Zamfara       | 763,430          | 0.2         | 0.2 | 9.7      | 89.9 | 0.0  |
| FCT           | 238,574          | 2.1         | 9.0 | 28.3     | 59.7 | 1.0  |
| <b>SECTOR</b> |                  |             |     |          |      |      |
| Urban         | 8,911,505        | 1.4         | 1.5 | 43.4     | 48.7 | 5.1  |
| Rural         | 21,630,741       | 0.4         | 0.2 | 6.3      | 92.4 | 0.7  |
| National      | 30,542,246       | 0.6         | 0.5 | 14.8     | 82.3 | 1.7  |

TABLE:2.1.3.8

## Percentage Distribution of Households by Electricity Supply, State and Sector (June 2006)

| State         | Total Households | PHCN-NEPA only | Rural Electrification only | Private Generator only | PHCN NEPA generator | Rural Electricity-Generator | None |
|---------------|------------------|----------------|----------------------------|------------------------|---------------------|-----------------------------|------|
| Abia          | 787,222          | 65.9           | 0.2                        | 1.0                    | 2.3                 | 0.2                         | 30.4 |
| Adamawa       | 666,969          | 28.1           | 0.5                        | 1.9                    | 5.8                 | 0.0                         | 63.7 |
| Akwa ibom     | 953,822          | 52.9           | 0.2                        | 1.1                    | 1.6                 | 1.8                         | 42.3 |
| Anambra       | 974,833          | 75.8           | 2.2                        | 0.3                    | 1.0                 | 0.6                         | 20.1 |
| Bauchi        | 810,479          | 21.5           | 3.5                        | 0.4                    | 1.2                 | 0.0                         | 73.4 |
| Bayelsa       | 394,296          | 3.7            | 18.9                       | 6.1                    | 5.3                 | 29.9                        | 36.1 |
| Benue         | 811,393          | 8.6            | 0.3                        | 4.5                    | 0.3                 | 0.9                         | 85.4 |
| Borno         | 896,586          | 20.4           | 0.0                        | 0.2                    | 0.0                 | 0.0                         | 79.4 |
| Cross Rivers  | 636,336          | 52.3           | 0.7                        | 3.3                    | 1.3                 | 0.0                         | 42.5 |
| Delta         | 1,264,935        | 68.4           | 0.0                        | 0.0                    | 2.2                 | 0.0                         | 29.4 |
| Ebonyi        | 532,721          | 20.2           | 1.4                        | 1.2                    | 8.4                 | 0.4                         | 68.5 |
| Edo           | 838,107          | 70.4           | 1.2                        | 0.2                    | 9.9                 | 0.0                         | 18.3 |
| Ekiti         | 752,117          | 70.3           | 0.0                        | 0.0                    | 1.5                 | 0.2                         | 28.0 |
| Enugu         | 824,632          | 32.0           | 9.0                        | 1.1                    | 0.7                 | 2.2                         | 55.0 |
| Gombe         | 551,260          | 36.0           | 2.0                        | 0.0                    | 1.1                 | 0.0                         | 60.9 |
| Imo           | 663,558          | 64.5           | 1.1                        | 1.2                    | 8.3                 | 0.0                         | 24.8 |
| Jigawa        | 716,417          | 14.1           | 0.3                        | 0.0                    | 0.9                 | 0.0                         | 84.7 |
| Kaduna        | 944,947          | 43.3           | 5.3                        | 1.2                    | 1.4                 | 0.7                         | 48.2 |
| Kano          | 1,606,778        | 46.1           | 0.0                        | 0.6                    | 1.5                 | 0.0                         | 51.8 |
| Katsina       | 986,811          | 20.9           | 0.3                        | 0.0                    | 5.2                 | 0.2                         | 73.4 |
| Kebbi         | 899,591          | 26.2           | 0.0                        | 0.2                    | 4.6                 | 0.2                         | 68.8 |
| Kogi          | 805,525          | 53.2           | 1.0                        | 2.6                    | 0.3                 | 0.0                         | 42.8 |
| Kwara         | 563,204          | 71.1           | 0.0                        | 0.3                    | 0.9                 | 0.5                         | 27.2 |
| Lagos         | 1,624,060        | 79.6           | 0.0                        | 0.9                    | 18.3                | 1.2                         | 0.0  |
| Nassarawa     | 379,486          | 32.6           | 0.9                        | 3.3                    | 1.2                 | 1.0                         | 60.9 |
| Niger         | 1,537,062        | 47.5           | 0.7                        | 1.2                    | 0.2                 | 1.0                         | 49.4 |
| Ogun          | 1,165,031        | 68.4           | 0.0                        | 0.9                    | 0.0                 | 0.0                         | 30.7 |
| Ondo          | 955,840          | 53.9           | 0.0                        | 2.7                    | 0.5                 | 0.2                         | 42.7 |
| Osun          | 803,647          | 60.8           | 0.0                        | 0.6                    | 0.4                 | 0.0                         | 38.3 |
| Oyo           | 1,045,157        | 70.5           | 0.2                        | 0.2                    | 3.3                 | 0.0                         | 25.8 |
| Plateau       | 643,464          | 19.4           | 1.8                        | 0.9                    | 0.5                 | 0.2                         | 77.2 |
| Rivers        | 960,259          | 30.0           | 11.9                       | 4.8                    | 3.0                 | 6.8                         | 43.5 |
| Sokoto        | 692,322          | 28.1           | 0.0                        | 0.7                    | 0.0                 | 0.0                         | 71.1 |
| Taraba        | 405,774          | 8.5            | 1.7                        | 1.3                    | 5.0                 | 1.8                         | 81.8 |
| Yobe          | 445,603          | 20.1           | 8.2                        | 0.0                    | 0.9                 | 0.2                         | 70.7 |
| Zamfara       | 763,430          | 24.7           | 0.0                        | 0.3                    | 1.0                 | 0.2                         | 73.8 |
| FCT           | 238,574          | 65.6           | 0.0                        | 1.4                    | 7.0                 | 0.4                         | 25.6 |
| <b>SECTOR</b> |                  |                |                            |                        |                     |                             |      |
| Urban         | 8,911,505        | 80.2           | 0.7                        | 0.4                    | 5.6                 | 0.9                         | 12.2 |
| Rural         | 21,630,741       | 29.8           | 2.1                        | 1.4                    | 1.9                 | 1.0                         | 63.8 |
| National      | 30,542,246       | 41.5           | 1.8                        | 1.2                    | 2.7                 | 1.0                         | 51.9 |

TABLE: 2.1.3.9

**Percentage Distribution of Households by Type  
of Housing Tenure, State and Sector (June 2006)**

| State         | Total Households | Normal rent | Free | Nominal/<br>Subsidized rent | Owner occupier |
|---------------|------------------|-------------|------|-----------------------------|----------------|
| Abia          | 787,222          | 55.6        | 6.8  | 0.3                         | 37.3           |
| Adamawa       | 666,969          | 33.6        | 6.6  | 6.5                         | 53.3           |
| Akwa ibom     | 953,822          | 12.2        | 17.1 | 4.4                         | 66.3           |
| Anambra       | 974,833          | 41.4        | 0.8  | 0.2                         | 57.6           |
| Bauchi        | 810,479          | 43.3        | 8.3  | 10.7                        | 37.6           |
| Bayelsa       | 394,296          | 59.6        | 7.8  | 5.4                         | 27.1           |
| Benue         | 811,393          | 31.4        | 15.1 | 18.3                        | 35.2           |
| Borno         | 896,586          | 34.7        | 12.4 | 20.5                        | 32.4           |
| Cross Rivers  | 636,336          | 37.6        | 24.9 | 5.0                         | 32.5           |
| Delta         | 1,264,935        | 38.7        | 18.8 | 5.3                         | 37.2           |
| Ebonyi        | 532,721          | 36.9        | 21.8 | 11.9                        | 29.4           |
| Edo           | 838,107          | 44.3        | 15.1 | 7.1                         | 33.5           |
| Ekiti         | 752,117          | 29.8        | 31.2 | 0.6                         | 38.4           |
| Enugu         | 824,632          | 35.5        | 19.4 | 6.7                         | 38.4           |
| Gombe         | 551,260          | 31.2        | 0.5  | 2.0                         | 66.4           |
| Imo           | 663,558          | 41.9        | 4.0  | 0.0                         | 54.1           |
| Jigawa        | 716,417          | 50.5        | 24.1 | 0.3                         | 25.2           |
| Kaduna        | 944,947          | 28.1        | 11.3 | 13.9                        | 46.7           |
| Kano          | 1,606,778        | 45.5        | 6.1  | 5.5                         | 42.9           |
| Katsina       | 986,811          | 45.3        | 4.8  | 14.5                        | 35.2           |
| Kebbi         | 899,591          | 31.8        | 3.1  | 14.1                        | 50.9           |
| Kogi          | 805,525          | 40.7        | 12.6 | 5.2                         | 41.5           |
| Kwara         | 563,204          | 33.2        | 16.3 | 0.7                         | 49.6           |
| Lagos         | 1,624,060        | 58.5        | 10.5 | 1.8                         | 29.2           |
| Nassarawa     | 379,486          | 49.2        | 5.8  | 0.0                         | 44.7           |
| Niger         | 1,537,062        | 58.3        | 1.1  | 0.5                         | 40.1           |
| Ogun          | 1,165,031        | 53.6        | 16.5 | 0.7                         | 29.1           |
| Ondo          | 955,840          | 27.7        | 29.4 | 0.8                         | 42.1           |
| Osun          | 803,647          | 26.8        | 37.7 | 0.0                         | 35.5           |
| Oyo           | 1,045,157        | 42.4        | 22.6 | 2.9                         | 32.1           |
| Plateau       | 643,464          | 42.2        | 8.8  | 10.1                        | 38.8           |
| Rivers        | 960,259          | 53.8        | 15.2 | 8.4                         | 22.6           |
| Sokoto        | 692,322          | 36.3        | 11.3 | 16.2                        | 36.2           |
| Taraba        | 405,774          | 32.9        | 13.8 | 18.5                        | 34.8           |
| Yobe          | 445,603          | 48.8        | 7.4  | 18.1                        | 25.7           |
| Zamfara       | 763,430          | 40.5        | 8.0  | 9.5                         | 41.7           |
| FCT           | 238,574          | 50.7        | 8.9  | 4.6                         | 35.8           |
| <b>SECTOR</b> |                  |             |      |                             |                |
| Urban         | 8,911,505        | 53.3        | 15.2 | 4.5                         | 27.0           |
| Rural         | 21,630,741       | 36.4        | 13.1 | 6.9                         | 43.6           |
| National      | 30,542,246       | 41.2        | 13.7 | 6.2                         | 38.8           |



**TABLE: 2.1.4.1 Percentage Distribution of Households by Income/Allowances, State and Sector (June 2006)**

| State         | Total Households | Less than 1000 | 1000-4999 | 5000-9999 | 10000-19999 | 20000-49999 | 50000-79999 | Above 80000 |
|---------------|------------------|----------------|-----------|-----------|-------------|-------------|-------------|-------------|
| Abia          | 787,222          | 0.0            | 16.5      | 32.8      | 34.2        | 14.4        | 1.9         | 0.3         |
| Adamawa       | 666,969          | 0.1            | 24.1      | 20.4      | 29.4        | 22.5        | 2.4         | 1.1         |
| Akwa ibom     | 953,822          | 0.0            | 7.7       | 31.4      | 44.7        | 14.4        | 1.2         | 0.6         |
| Anambra       | 974,833          | 0.6            | 4.4       | 22.4      | 48.7        | 21.4        | 1.2         | 1.2         |
| Bauchi        | 810,479          | 7.3            | 31.7      | 37.1      | 16.8        | 5.7         | 0.7         | 0.7         |
| Bayelsa       | 394,296          | 0.3            | 1.4       | 15.0      | 34.3        | 43.9        | 4.9         | 0.3         |
| Benue         | 811,393          | 8.6            | 14.3      | 15.8      | 33.3        | 23.2        | 3.2         | 1.6         |
| Borno         | 896,586          | 0.3            | 18.9      | 39.0      | 23.2        | 17.2        | 0.4         | 0.9         |
| Cross Rivers  | 636,336          | 0.6            | 9.7       | 35.7      | 33.8        | 18.2        | 0.6         | 1.3         |
| Delta         | 1,264,935        | 1.6            | 7.3       | 34.1      | 37.0        | 16.8        | 2.6         | 0.6         |
| Ebonyi        | 532,721          | 2.3            | 26.9      | 35.3      | 22.7        | 12.1        | 0.0         | 0.7         |
| Edo           | 838,107          | 2.0            | 7.9       | 42.0      | 30.9        | 14.3        | 2.0         | 1.1         |
| Ekiti         | 752,117          | 0.0            | 27.6      | 38.2      | 24.9        | 8.4         | 0.5         | 0.5         |
| Enugu         | 824,632          | 0.0            | 29.5      | 37.5      | 30.7        | 2.3         | 0.0         | 0.0         |
| Gombe         | 551,260          | 2.6            | 3.9       | 18.4      | 50.5        | 19.5        | 2.0         | 3.1         |
| Imo           | 663,558          | 4.4            | 7.3       | 36.6      | 36.3        | 12.9        | 1.4         | 1.1         |
| Jigawa        | 716,417          | 7.2            | 21.2      | 27.3      | 24.3        | 17.7        | 1.6         | 0.6         |
| Kaduna        | 944,947          | 2.3            | 12.0      | 33.0      | 34.6        | 16.7        | 1.0         | 0.3         |
| Kano          | 1,606,778        | 2.7            | 20.5      | 31.0      | 27.1        | 16.2        | 1.7         | 0.8         |
| Katsina       | 986,811          | 1.6            | 24.8      | 48.7      | 16.9        | 5.2         | 1.7         | 1.1         |
| Kebbi         | 899,591          | 25.4           | 4.9       | 10.7      | 28.8        | 27.5        | 2.2         | 0.5         |
| Kogi          | 805,525          | 4.4            | 18.7      | 24.4      | 36.7        | 14.5        | 0.5         | 0.8         |
| Kwara         | 563,204          | 23.1           | 15.3      | 26.9      | 27.1        | 6.9         | 0.4         | 0.4         |
| Lagos         | 1,624,060        | 0.0            | 3.6       | 19.6      | 32.5        | 37.9        | 5.1         | 1.3         |
| Nassarawa     | 379,486          | 7.9            | 5.9       | 18.4      | 40.4        | 25.5        | 1.0         | 0.9         |
| Niger         | 1,537,062        | 4.2            | 3.4       | 30.5      | 40.8        | 18.4        | 1.1         | 1.4         |
| Ogun          | 1,165,031        | 1.6            | 34.0      | 41.2      | 16.5        | 5.9         | 0.3         | 0.5         |
| Ondo          | 955,840          | 0.9            | 20.8      | 36.1      | 29.4        | 11.7        | 0.8         | 0.4         |
| Osun          | 803,647          | 0.0            | 18.6      | 38.8      | 34.2        | 7.4         | 0.9         | 0.1         |
| Oyo           | 1,045,157        | 1.0            | 12.4      | 24.4      | 36.3        | 22.6        | 2.1         | 1.2         |
| Plateau       | 643,464          | 0.2            | 28.6      | 29.1      | 27.2        | 12.1        | 1.7         | 1.0         |
| Rivers        | 960,259          | 0.0            | 13.6      | 39.0      | 33.9        | 11.9        | 0.0         | 1.7         |
| Sokoto        | 692,322          | 7.7            | 8.0       | 27.4      | 40.6        | 15.0        | 0.8         | 0.6         |
| Taraba        | 405,774          | 0.5            | 14.6      | 37.7      | 33.9        | 10.4        | 1.6         | 1.2         |
| Yobe          | 445,603          | 1.0            | 12.6      | 37.4      | 37.5        | 9.5         | 1.3         | 0.8         |
| Zamfara       | 763,430          | 2.7            | 17.2      | 42.0      | 22.6        | 14.4        | 0.5         | 0.5         |
| FCT           | 238,574          | 0.3            | 4.8       | 13.5      | 32.9        | 43.2        | 4.0         | 1.3         |
| <b>Sector</b> |                  |                |           |           |             |             |             |             |
| Urban         | 8,911,505        | 1.4            | 10.1      | 26.2      | 33.6        | 24.4        | 2.7         | 1.6         |
| Rural         | 21,630,741       | 5.1            | 16.7      | 31.1      | 31.2        | 13.9        | 1.2         | 0.8         |
| National      | 30,542,246       | 4.3            | 15.3      | 30.1      | 31.7        | 16.1        | 1.5         | 1.0         |

**TABLE: 2.1.4.2 Percentage Distribution of Households by Item and Expenditure (June 2006)**

| ITEM               | Less than 1000 | 1000-4999 | 5000-9999 | 10000-19999 | 20000-49999 | 50000-79999 | Above 80000 |
|--------------------|----------------|-----------|-----------|-------------|-------------|-------------|-------------|
| SCHOOL FEES        | 53.3           | 31.7      | 8.0       | 3.6         | 2.2         | 0.5         | 0.7         |
| MEDICAL EXPENSES   | 73.9           | 21.5      | 2.7       | 1.0         | 0.4         | 0.2         | 0.4         |
| HOUSE EXPENSES     | 45.3           | 46.5      | 5.7       | 1.5         | 0.5         | 0.1         | 0.4         |
| REMITANCES         | 74.0           | 20.1      | 3.6       | 1.2         | 0.5         | 0.2         | 0.4         |
| CLOTHING EXPENSES  | 46.2           | 44.1      | 6.7       | 1.9         | 0.4         | 0.2         | 0.5         |
| TRANSPORT EXPENSES | 53.8           | 41.0      | 3.5       | 1.0         | 0.2         | 0.1         | 0.4         |
| FOOD EXPENSES      | 7.2            | 52.7      | 27.2      | 10.0        | 2.2         | 0.2         | 0.4         |
| OTHER EXPENSES     | 58.9           | 28.0      | 7.3       | 4.1         | 1.1         | 0.1         | 0.6         |

**TABLE: 2.1.5.1 Youth Literacy Rate in Any Language by State, Sector and Gender for Persons 15-24 Years (June 2006)**

| <b>State</b>  | <b>Male</b> | <b>Female</b> | <b>Both Sexes</b> |
|---------------|-------------|---------------|-------------------|
| Abia          | 96.3        | 94.7          | 95.5              |
| Adamawa       | 88.7        | 71.0          | 80.4              |
| Akwa ibom     | 95.0        | 96.3          | 95.7              |
| Anambra       | 93.1        | 95.6          | 94.5              |
| Bauchi        | 58.6        | 26.8          | 42.0              |
| Bayelsa       | 95.3        | 87.6          | 91.3              |
| Benue         | 86.3        | 76.1          | 81.4              |
| Borno         | 58.8        | 41.8          | 49.0              |
| Cross Rivers  | 97.4        | 93.5          | 94.8              |
| Delta         | 89.0        | 87.6          | 88.3              |
| Ebonyi        | 93.2        | 92.4          | 92.8              |
| Edo           | 92.1        | 86.8          | 89.8              |
| Ekiti         | 94.6        | 97.7          | 96.3              |
| Enugu         | 82.7        | 89.2          | 86.3              |
| Gombe         | 85.8        | 78.7          | 82.1              |
| Imo           | 93.5        | 95.1          | 94.3              |
| Jigawa        | 42.3        | 35.9          | 39.8              |
| Kaduna        | 73.0        | 58.4          | 66.3              |
| Kano          | 74.3        | 49.6          | 61.2              |
| Katsina       | 65.2        | 21.2          | 45.3              |
| Kebbi         | 50.4        | 24.7          | 39.3              |
| Kogi          | 91.1        | 92.2          | 91.6              |
| Kwara         | 92.3        | 84.2          | 88.6              |
| Lagos         | 98.0        | 95.5          | 96.7              |
| Nassarawa     | 90.6        | 69.7          | 80.9              |
| Niger         | 61.8        | 37.6          | 48.4              |
| Ogun          | 90.4        | 91.8          | 91.2              |
| Ondo          | 93.9        | 96.5          | 95.2              |
| Osun          | 95.6        | 95.9          | 95.8              |
| Oyo           | 94.3        | 92.1          | 93.2              |
| Plateau       | 86.2        | 74.3          | 80.4              |
| Rivers        | 93.2        | 94.0          | 93.5              |
| Sokoto        | 54.1        | 27.9          | 42.8              |
| Taraba        | 79.7        | 55.9          | 69.5              |
| Yobe          | 55.4        | 31.7          | 43.5              |
| Zamfara       | 31.7        | 11.7          | 19.8              |
| FCT           | 82.4        | 75.5          | 79.5              |
| <b>SECTOR</b> |             |               |                   |
| Urban         | 91.6        | 88.1          | 89.8              |
| Rural         | 77.5        | 63.7          | 70.8              |
| National      | 81.3        | 70.7          | 76.1              |

**TABLE: 2.1.5.2 Adult Literacy Rate in any Language by State, Sector and Gender for Persons above 15 Years Old (June 2006)**

| <b>STATE</b>  | <b>Male</b> | <b>Female</b> | <b>Both Sexes</b> |
|---------------|-------------|---------------|-------------------|
| Abia          | 86.5        | 39.1          | 77.7              |
| Adamawa       | 72.2        | 24.4          | 63.1              |
| Akwa ibom     | 89.1        | 40.4          | 84.5              |
| Anambra       | 82.0        | 41.0          | 78.1              |
| Bauchi        | 41.4        | 10.0          | 31.1              |
| Bayelsa       | 88.5        | 36.1          | 81.0              |
| Benue         | 75.8        | 25.3          | 64.6              |
| Borno         | 52.8        | 19.0          | 45.3              |
| Cross Rivers  | 77.9        | 35.1          | 75.6              |
| Delta         | 79.7        | 32.2          | 70.0              |
| Ebonyi        | 74.3        | 28.1          | 64.3              |
| Edo           | 85.7        | 35.9          | 78.5              |
| Ekiti         | 73.5        | 34.3          | 67.7              |
| Enugu         | 83.6        | 35.9          | 71.8              |
| Gombe         | 84.8        | 36.5          | 80.1              |
| Imo           | 85.5        | 38.0          | 78.9              |
| Jigawa        | 52.8        | 13.2          | 41.2              |
| Kaduna        | 65.6        | 22.6          | 56.4              |
| Kano          | 68.9        | 21.5          | 55.6              |
| Katsina       | 34.5        | 5.8           | 23.1              |
| Kebbi         | 30.8        | 4.0           | 19.6              |
| Kogi          | 71.7        | 28.6          | 64.4              |
| Kwara         | 65.6        | 24.6          | 57.0              |
| Lagos         | 93.5        | 42.5          | 90.1              |
| Nassarawa     | 70.7        | 22.6          | 59.1              |
| Niger         | 49.0        | 14.0          | 38.4              |
| Ogun          | 71.2        | 29.2          | 63.0              |
| Ondo          | 81.5        | 36.1          | 76.4              |
| Osun          | 81.1        | 32.6          | 68.6              |
| Oyo           | 82.4        | 36.2          | 76.2              |
| Plateau       | 69.9        | 24.8          | 61.1              |
| Rivers        | 88.8        | 37.0          | 83.7              |
| Sokoto        | 45.0        | 10.0          | 33.2              |
| Taraba        | 61.6        | 16.9          | 50.6              |
| Yobe          | 37.1        | 11.9          | 30.6              |
| Zamfara       | 23.7        | 6.0           | 17.5              |
| FCT           | 72.3        | 27.0          | 67.1              |
| <b>SECTOR</b> |             |               |                   |
| Urban         | 81.5        | 33.8          | 74.3              |
| Rural         | 61.3        | 21.7          | 52.4              |
| Total         | 65.7        | 24.3          | 57.2              |

**TABLE 2.1.6.1 Unemployment Rates by State (June 2006)**

| State        | ILO  | NIGERIA |
|--------------|------|---------|
| Abia         | 19.5 | 25.1    |
| Adamawa      | 4.1  | 21.5    |
| Akwa ibom    | 11.0 | 18.0    |
| Anambra      | 7.8  | 14.9    |
| Bauchi       | 3.0  | 20.5    |
| Bayelsa      | 13.7 | 21.9    |
| Benue        | 4.8  | 7.9     |
| Borno        | 6.4  | 12.5    |
| Cross Rivers | 24.7 | 32.8    |
| Delta        | 15.1 | 22.9    |
| Ebonyi       | 1.2  | 7.9     |
| Edo          | 4.1  | 14.8    |
| Ekiti        | 6.5  | 11.4    |
| Enugu        | 2.6  | 14.1    |
| Gombe        | 10.6 | 16.9    |
| Imo          | 9.2  | 28.3    |
| Jigawa       | 13.7 | 27.0    |
| Kaduna       | 5.3  | 8.7     |
| Kano         | 2.4  | 10.1    |
| Katsina      | 3.7  | 10.9    |
| Kebbi        | 1.1  | 1.3     |
| Kogi         | 8.6  | 14.6    |
| Kwara        | 14.1 | 17.7    |
| Lagos        | 12.2 | 13.7    |
| Nassarawa    | 3.0  | 11.8    |
| Niger        | 2.1  | 4.2     |
| Ogun         | 2.6  | 3.6     |
| Ondo         | 1.9  | 6.7     |
| Osun         | 3.5  | 7.2     |
| Oyo          | 5.3  | 8.1     |
| Plateau      | 5.0  | 6.8     |
| Rivers       | 62.5 | 66.4    |
| Sokoto       | 6.5  | 12.3    |
| Taraba       | 13.2 | 15.2    |
| Yobe         | 4.5  | 24.4    |
| Zamfara      | 4.2  | 19.1    |
| FCT          | 43.3 | 47.8    |
| National     | 7.7  | 14.6    |

ILO Version: One-Hour Criterion  
 Nigerian Version: 40-Hour Criterion

**TABLE: 2.1.6.2 Distribution of Employed Persons by Hours of Work by Sector and Gender (June 2006)**

| HOURS OF WORK        | Urban  |        |            | Rural   |         |            | Total   |         |            |
|----------------------|--------|--------|------------|---------|---------|------------|---------|---------|------------|
|                      | Male   | Female | Both Sexes | Male    | Female  | Both Sexes | Male    | Female  | Both Sexes |
| 1-15                 | 2529   | 2438   | 4967       | 6323    | 3341    | 9664       | 8852    | 5779    | 14631      |
| 15-39                | 13548  | 658    | 14206      | 155331  | 69334   | 224665     | 168878  | 69992   | 238871     |
| 40                   | 6523   | 12187  | 18710      | 114663  | 204344  | 319007     | 121186  | 216531  | 337717     |
| 41-47                | 18968  | 17426  | 36393      | 439365  | 167885  | 607251     | 458333  | 185311  | 643644     |
| 48-56                | 74027  | 20498  | 94526      | 761680  | 383876  | 1145556    | 835707  | 404374  | 1240082    |
| Above 56             | 342756 | 106635 | 449392     | 2113902 | 548159  | 2662061    | 2456658 | 654794  | 3111453    |
| Total Fully Employed | 458352 | 159842 | 618194     | 3591264 | 1376940 | 4968204    | 4049616 | 1536782 | 5586397    |

TABLE 2.1.6.3

## Distribution of Employed Persons by Industry, Sector and Gender (June 2006)

| Industry  | Urban         |               |               | Rural          |                |                | Total          |                |                |
|---|---------------|---------------|---------------|----------------|----------------|----------------|----------------|----------------|----------------|
|   | Male          | Female        | Total         | Male           | Female         | Total          | Male           | Female         | Total          |
| Agriculture, hunting and forestry                       | 159132        | 28707         | 187840        | 2349579        | 773260         | 3122839        | 2508711        | 801968         | 3310679        |
| Fishing   | 1363          | 0             | 1363          | 30287          | 0              | 30287          | 31650          | 0              | 31650          |
| Mining and quarrying                                    | 5705          | 0             | 5705          | 14202          | 0              | 14202          | 19907          | 0              | 19907          |
| Manufacturing   | 1368          | 0             | 1368          | 2050           | 0              | 2050           | 3418           | 0              | 3418           |
| Electricity, gas and water supply                       | 1372          | 0             | 1372          | 19667          | 7883           | 27551          | 21040          | 7883           | 28923          |
| Construction  | 11934         | 0             | 11934         | 84522          | 1515           | 86037          | 96456          | 1515           | 97971          |
| Wholesale and retail trade                              | 55221         | 56365         | 111585        | 291938         | 322798         | 614736         | 347159         | 379163         | 726322         |
| Hotels and restaurant                                   | 1735          | 1517          | 3252          | 4826           | 9420           | 14246          | 6561           | 10938          | 17498          |
| Transport, storage and communication                    | 32856         | 0             | 32856         | 134035         | 3985           | 138020         | 166892         | 3985           | 170877         |
| Financial intermediation                                | 2711          | 4301          | 7011          | 1345           | 1457           | 2802           | 4056           | 5758           | 9813           |
| Real estate, renting and business activities            | 6627          | 0             | 6627          | 36957          | 13406          | 50363          | 43584          | 13406          | 56991          |
| Public administration and defence                       | 42350         | 19584         | 61933         | 175117         | 27214          | 202332         | 217467         | 46798          | 264265         |
| Education   | 60535         | 23319         | 83855         | 232270         | 111900         | 344170         | 292805         | 135220         | 428025         |
| Health and social work                                  | 4055          | 10204         | 14260         | 32845          | 30210          | 63055          | 36900          | 40414          | 77314          |
| Other community, social and personal service activities | 67840         | 15186         | 83027         | 167150         | 63867          | 231017         | 234990         | 79054          | 314044         |
| Activities of private households                        | 2187          | 658           | 2845          | 11428          | 10023          | 21451          | 13615          | 10681          | 24296          |
| Extral territorial organisations and bodies             | 1358          | 0             | 1358          | 3045           | 0              | 3045           | 4404           | 0              | 4404           |
| <b>Total</b>  | <b>458352</b> | <b>159842</b> | <b>618194</b> | <b>3591264</b> | <b>1376940</b> | <b>4968204</b> | <b>4049616</b> | <b>1536782</b> | <b>5586397</b> |

| TABLE: 2.1.6.4          | Distribution of Employed Persons by Engagement in Voluntary or Social Work, Hours of Work, Sector and Gender (June 2006) |        |        |            |        |         |            |         |         |
|-------------------------|--|--------|--------|------------|--------|---------|------------|---------|---------|
|                         | Voluntary Work   | Urban  |        |            | Rural  |         |            | Total   |         |
|                         |  | Male   | Female | Both Sexes | Male   | Female  | Both sexes | Male    | Female  |
| Art and Recreation      | 6560   | 4921   | 11481  | 47021      | 13929  | 60950   | 53581      | 18850   | 72431   |
| Education               | 22389  | 3654   | 26042  | 90356      | 21622  | 111978  | 112745     | 25275   | 138020  |
| Health                  | 5215   | 8991   | 14206  | 34555      | 3947   | 38502   | 39770      | 12938   | 52708   |
| Social Services         | 109863   | 17416  | 127279 | 589166     | 93779  | 682945  | 699029     | 111195  | 810224  |
| Environment             | 149356   | 102667 | 252023 | 258434     | 99183  | 357617  | 407790     | 201850  | 609640  |
| Development and Housing | 25353  | 6653   | 32006  | 752833     | 284713 | 1037546 | 778186     | 291366  | 1069553 |
| Civil Advocacy          | 4523   | 0      | 4523   | 28923      | 3916   | 32839   | 33446      | 3916    | 37362   |
| Philanthropy            | 0  | 0      | 0      | 11846      | 5021   | 16867   | 11846      | 5021    | 16867   |
| Religion                | 204659   | 133932 | 338591 | 1051355    | 276445 | 1327800 | 1256014    | 410377  | 1666390 |
| International           | 0  | 0      | 0      | 933        | 663    | 1596    | 933        | 663     | 1596    |
| Business/professional   | 19549  | 7105   | 26654  | 11256      | 13151  | 24407   | 30804      | 20256   | 51061   |
| Other(Specify)          | 7787   | 4515   | 12302  | 96814      | 17021  | 113835  | 104601     | 21536   | 126137  |
| Hours of Work           |  |        |        |            |        |         |            |         |         |
| Below 15 Hours          | 375765   | 212079 | 587844 | 1573305    | 452368 | 2025673 | 1949070    | 664446  | 2613516 |
| 15-39 hours             | 110881   | 28701  | 139581 | 460585     | 76721  | 537306  | 571466     | 105422  | 676887  |
| 40 Hours                | 10136  | 2742   | 12878  | 79519      | 1636   | 81155   | 89655      | 4378    | 94033   |
| 41-47 Hours             | 10696  | 6422   | 17118  | 160866     | 14172  | 175037  | 171562     | 20594   | 192156  |
| 48-56 Hours             | 15046  | 3478   | 18523  | 62889      | 632    | 63522   | 77935      | 4110    | 82045   |
| Above 56 Hours          | 8003   | 0      | 8003   | 9239       | 4433   | 13673   | 17242      | 4433    | 21676   |
| Total                   | 540966   | 264317 | 805283 | 2891164    | 761243 | 3652407 | 3432130    | 1025560 | 4457690 |



**TABLE: 2.1.7.1 Percentage Distribution of Pregnant Women by State, Registration with Clinic, Received Anti-tetanus and Number of Monthly Visit to Clinic (June 2006)**

| State        | Clinic Registration | Received Anti-tetanus | Number of Visit |      |      |      |      |      |      |
|--------------|---------------------|-----------------------|-----------------|------|------|------|------|------|------|
|              |                     |                       | 0               | 1    | 2    | 3    | 4    | 5    | 6    |
| Abia         | 95.0                | 75.6                  | 0.0             | 42.9 | 38.1 | 9.5  | 4.8  | 0.0  | 4.8  |
| Adamawa      | 68.4                | 76.5                  | 0.0             | 30.8 | 38.5 | 9.6  | 21.2 | 0.0  | 0.0  |
| Akwa ibom    | 58.8                | 53.8                  | 0.0             | 0.0  | 30.0 | 20.0 | 40.0 | 10.0 | 0.0  |
| Anambra      | 84.6                | 75.0                  | 0.0             | 18.2 | 45.5 | 9.1  | 27.3 | 0.0  | 0.0  |
| Bauchi       | 23.9                | 24.5                  | 49.2            | 21.5 | 23.1 | 3.1  | 3.1  | 0.0  | 0.0  |
| Bayelsa      | 52.6                | 57.9                  | 0.0             | 6.7  | 46.7 | 6.7  | 40.0 | 0.0  | 0.0  |
| Benue        | 64.0                | 78.4                  | 0.0             | 45.5 | 42.4 | 9.1  | 3.0  | 0.0  | 0.0  |
| Borno        | 35.4                | 56.0                  | 6.7             | 20.0 | 36.7 | 30.0 | 3.3  | 0.0  | 3.3  |
| Cross Rivers | 75.0                | 75.0                  | 0.0             | 50.0 | 0.0  | 25.0 | 0.0  | 0.0  | 25.0 |
| Delta        | 39.1                | 57.1                  | 0.0             | 9.1  | 63.6 | 9.1  | 18.2 | 0.0  | 0.0  |
| Ebonyi       | 64.6                | 55.8                  | 3.0             | 18.2 | 42.4 | 21.2 | 15.2 | 0.0  | 0.0  |
| Edo          | 42.9                | 44.4                  | 0.0             | 11.1 | 55.6 | 11.1 | 22.2 | 0.0  | 0.0  |
| Ekiti        | 76.5                | 85.7                  | 0.0             | 23.1 | 30.8 | 0.0  | 38.5 | 0.0  | 7.7  |
| Enugu        | 86.2                | 85.7                  | 0.0             | 28.6 | 14.3 | 28.6 | 28.6 | 0.0  | 0.0  |
| Gombe        | 53.8                | 64.4                  | 0.0             | 16.4 | 47.5 | 13.1 | 21.3 | 0.0  | 1.6  |
| Imo          | 85.7                | 70.8                  | 0.0             | 15.4 | 30.8 | 15.4 | 30.8 | 7.7  | 0.0  |
| Jigawa       | 13.4                | 21.3                  | 0.0             | 8.3  | 75.0 | 8.3  | 4.2  | 0.0  | 4.2  |
| Kaduna       | 64.7                | 85.3                  | 0.0             | 29.4 | 50.0 | 2.9  | 2.9  | 2.9  | 11.8 |
| Kano         | 56.3                | 51.7                  | 5.0             | 7.5  | 57.5 | 22.5 | 5.0  | 2.5  | 0.0  |
| Katsina      | 2.5                 | 8.0                   | 91.7            | 4.2  | 0.0  | 0.0  | 4.2  | 0.0  | 0.0  |
| Kebbi        | 4.8                 | 9.1                   | 80.0            | 6.7  | 6.7  | 0.0  | 6.7  | 0.0  | 0.0  |
| Kogi         | 96.2                | 48.0                  | 0.0             | 8.0  | 36.0 | 40.0 | 16.0 | 0.0  | 0.0  |
| Kwara        | 66.7                | 76.5                  | 0.0             | 46.2 | 38.5 | 7.7  | 7.7  | 0.0  | 0.0  |
| Lagos        | 81.8                | 63.6                  | 0.0             | 11.1 | 33.3 | 0.0  | 55.6 | 0.0  | 0.0  |
| Nassarawa    | 55.3                | 55.7                  | 30.6            | 11.3 | 35.5 | 3.2  | 17.7 | 0.0  | 1.6  |
| Niger        | 75.4                | 84.3                  | 11.5            | 35.4 | 38.9 | 3.5  | 10.6 | 0.0  | 0.0  |
| Ogun         | 90.9                | 60.0                  | 9.1             | 18.2 | 36.4 | 9.1  | 18.2 | 0.0  | 9.1  |
| Ondo         | 62.5                | 64.3                  | 0.0             | 40.0 | 0.0  | 20.0 | 40.0 | 0.0  | 0.0  |
| Osun         | 73.3                | 91.7                  | 0.0             | 27.3 | 0.0  | 9.1  | 63.6 | 0.0  | 0.0  |
| Oyo          | 71.0                | 87.5                  | 0.0             | 25.0 | 35.0 | 15.0 | 25.0 | 0.0  | 0.0  |
| Plateau      | 60.7                | 64.3                  | 0.0             | 27.3 | 59.1 | 9.1  | 4.5  | 0.0  | 0.0  |
| Rivers       | 64.7                | 53.3                  | 0.0             | 23.1 | 23.1 | 30.8 | 15.4 | 0.0  | 7.7  |
| Sokoto       | 6.0                 | 11.8                  | 14.3            | 7.1  | 71.4 | 0.0  | 7.1  | 0.0  | 0.0  |
| Taraba       | 50.0                | 43.4                  | 10.9            | 8.7  | 30.4 | 30.4 | 17.4 | 0.0  | 2.2  |
| Yobe         | 18.7                | 27.5                  | 12.5            | 62.5 | 6.3  | 6.3  | 6.3  | 6.3  | 0.0  |
| Zamfara      | 16.7                | 16.7                  | 20.0            | 20.0 | 40.0 | 11.4 | 5.7  | 0.0  | 2.9  |
| FCT          | 68.0                | 76.2                  | 0.0             | 44.4 | 27.8 | 5.6  | 11.1 | 11.1 | 0.0  |
| National     | 43.2                | 52.2                  | 12.5            | 22.4 | 37.4 | 11.3 | 14.1 | 0.7  | 1.6  |

**TABLE 2.1.7.2 Percentage Distribution of Women aged 15-49 Year  
by Method of Family Planning Used and Sector (June 2006)**

| <b>METHOD</b>        | <b>Urban</b> | <b>Rural</b> |
|----------------------|--------------|--------------|
| Pill                 | 1.3          | 0.6          |
| Condom               | 4.7          | 5.3          |
| Injection            | 1.4          | 0.5          |
| IUD                  | 0.4          | 0.0          |
| Female Sterilization | 0.1          | 0.1          |
| Male sterilization   | 0.0          | 0.0          |
| Douche               | 0.1          | 0.0          |
| Norplant             | 0.2          | 0.2          |
| Foaming Tab          | 0.0          | 0.0          |
| Diaphram             | 0.1          | 0.0          |
| Foam Jelly           | 0.0          | 0.0          |
| Traditional methods  | 0.5          | 0.7          |
| Abstinece            | 2.6          | 2.1          |
| Withdrawal           | 0.7          | 0.5          |
| Rhythm               | 0.4          | 0.0          |
| Others               | 87.4         | 89.9         |

TABLE 2.1.8.1

**Percentage Distribution of Births in the last 12 Months  
by State, Sector and Gender (June 2006)**

| State         | Male | Female |
|---------------|------|--------|
| Abia          | 50.3 | 49.7   |
| Adamawa       | 57.8 | 42.2   |
| Akwa ibom     | 49.1 | 50.9   |
| Anambra       | 47.3 | 52.7   |
| Bauchi        | 63.7 | 36.3   |
| Bayelsa       | 27.9 | 72.1   |
| Benue         | 39.1 | 60.9   |
| Borno         | 56.7 | 43.3   |
| Cross Rivers  | 75.0 | 25.0   |
| Delta         | 80.1 | 19.9   |
| Ebonyi        | 55.0 | 45.0   |
| Edo           | 42.4 | 57.6   |
| Ekiti         | 45.4 | 54.6   |
| Enugu         | 46.1 | 53.9   |
| Gombe         | 68.2 | 31.8   |
| Imo           | 44.7 | 55.3   |
| Jigawa        | 68.6 | 31.4   |
| Kaduna        | 46.5 | 53.5   |
| Kano          | 54.7 | 45.3   |
| Katsina       | 65.2 | 34.8   |
| Kebbi         | 30.2 | 69.8   |
| Kogi          | 54.7 | 45.3   |
| Kwara         | 49.9 | 50.1   |
| Lagos         | 49.8 | 50.2   |
| Nassarawa     | 54.3 | 45.7   |
| Niger         | 49.7 | 50.3   |
| Ogun          | 42.2 | 57.8   |
| Ondo          | 35.4 | 64.6   |
| Osun          | 56.1 | 43.9   |
| Oyo           | 59.5 | 40.5   |
| Plateau       | 51.8 | 48.2   |
| Rivers        | 41.4 | 58.6   |
| Sokoto        | 50.0 | 50.0   |
| Taraba        | 65.7 | 34.3   |
| Yobe          | 40.2 | 59.8   |
| Zamfara       | 55.4 | 44.6   |
| FCT           | 55.0 | 45.0   |
| <b>SECTOR</b> |      |        |
| Urban         | 51.6 | 48.4   |
| Rural         | 52.9 | 47.1   |
| Total         | 52.7 | 47.3   |

**TABLE: 2.1.8.2**

**Percentage Distribution of Births by State, Zone, Weight and Gender in Kg (June 2006)**

| State         | 1-1.99 | 2-2.99 | 3-3.99 | 4-4.99 | 5+   |
|---------------|--------|--------|--------|--------|------|
| Abia          | 0.0    | 0.0    | 80.2   | 6.3    | 13.5 |
| Adamawa       | 56.9   | 43.1   | 0.0    | 0.0    | 0.0  |
| Akwa ibom     | 0.0    | 4.8    | 95.2   | 0.0    | 0.0  |
| Anambra       | 0.0    | 8.1    | 78.5   | 0.0    | 13.4 |
| Bauchi        | 56.7   | 23.6   | 15.0   | 1.2    | 3.5  |
| Bayelsa       | 0.0    | 68.2   | 31.8   | 0.0    | 0.0  |
| Benue         | 5.1    | 44.3   | 16.1   | 6.4    | 28.1 |
| Borno         | 44.4   | 0.0    | 16.5   | 0.0    | 39.1 |
| Cross Rivers  | 0.0    | 28.6   | 57.1   | 14.3   | 0.0  |
| Delta         | 0.0    | 34.2   | 56.1   | 9.7    | 0.0  |
| Ebonyi        | 0.0    | 39.9   | 49.1   | 11.0   | 0.0  |
| Edo           | 32.6   | 22.2   | 36.7   | 8.5    | 0.0  |
| Ekiti         | 0.0    | 0.0    | 74.1   | 25.9   | 0.0  |
| Enugu         | 25.6   | 1.5    | 47.8   | 25.1   | 0.0  |
| Gombe         | 0.0    | 26.5   | 73.5   | 0.0    | 0.0  |
| Imo           | 69.8   | 0.0    | 7.1    | 8.8    | 14.3 |
| Jigawa        | 6.6    | 44.3   | 49.0   | 0.0    | 0.0  |
| Kaduna        | 20.4   | 22.5   | 57.1   | 0.0    | 0.0  |
| Kano          | 0.0    | 4.6    | 95.4   | 0.0    | 0.0  |
| Katsina       | 58.8   | 8.0    | 33.3   | 0.0    | 0.0  |
| Kebbi         | 0.0    | 6.7    | 84.7   | 6.0    | 2.6  |
| Kogi          | 0.0    | 16.9   | 67.7   | 15.5   | 0.0  |
| Kwara         | 4.3    | 54.2   | 34.8   | 6.8    | 0.0  |
| Lagos         | 0.0    | 18.4   | 66.4   | 10.9   | 4.3  |
| Nassarawa     | 34.5   | 18.9   | 40.9   | 5.8    | 0.0  |
| Niger         | 69.1   | 0.0    | 30.9   | 0.0    | 0.0  |
| Ogun          | 8.5    | 45.7   | 29.6   | 16.2   | 0.0  |
| Ondo          | 0.0    | 36.0   | 49.9   | 5.5    | 8.7  |
| Osun          | 0.0    | 24.9   | 75.1   | 0.0    | 0.0  |
| Oyo           | 30.4   | 21.0   | 39.8   | 0.0    | 8.8  |
| Plateau       | 0.0    | 67.4   | 32.6   | 0.0    | 0.0  |
| Rivers        | 61.2   | 0.0    | 38.8   | 0.0    | 0.0  |
| Sokoto        | 23.1   | 64.2   | 12.7   | 0.0    | 0.0  |
| Taraba        | 0.0    | 53.4   | 40.2   | 6.4    | 0.0  |
| Yobe          | 0.0    | 0.0    | 0.0    | 0.0    | 0.0  |
| Zamfara       | 0.0    | 0.0    | 100.0  | 0.0    | 0.0  |
| FCT           | 0.0    | 0.9    | 47.7   | 18.6   | 32.8 |
| <b>ZONE</b>   |        |        |        |        |      |
| North Central | 9.8    | 40.1   | 33.8   | 5.9    | 10.4 |
| North East    | 41.1   | 30.8   | 21.5   | 2.4    | 4.2  |
| North West    | 17.6   | 14.2   | 67.9   | 0.2    | 0.1  |
| South East    | 6.2    | 6.8    | 69.8   | 7.7    | 9.5  |
| South South   | 14.0   | 22.8   | 56.8   | 6.4    | 0.0  |
| South West    | 8.0    | 25.9   | 53.0   | 8.4    | 4.7  |
| Total         | 15.0   | 22.2   | 53.5   | 5.1    | 4.3  |

**TABLE: 2.1.8.3 Percentage Distribution of Children (One Year or Less) by State and Immunization Status and Gender (June 2006)**

| State         | Measles | BCG  | DPT1 | DPT2 | DPT3 | OPV0 | OP V1 | OP V2 | OP V3 | Yellow Fever | MMR  | Vitamin A |
|---------------|---------|------|------|------|------|------|-------|-------|-------|--------------|------|-----------|
| Abia          | 18.5    | 7.4  | 3.7  | 0.0  | 0.0  | 7.4  | 7.4   | 11.1  | 3.7   | 3.7          | 7.4  | 29.6      |
| Adamawa       | 50.0    | 2.4  | 4.8  | 0.0  | 4.8  | 0.0  | 4.8   | 0.0   | 2.4   | 4.8          | 0.0  | 26.2      |
| Akwa ibom     | 36.7    | 20.4 | 0.0  | 2.0  | 0.0  | 8.2  | 6.1   | 2.0   | 2.0   | 2.0          | 0.0  | 20.4      |
| Anambra       | 24.1    | 10.3 | 3.4  | 0.0  | 3.4  | 3.4  | 3.4   | 13.8  | 3.4   | 0.0          | 0.0  | 34.5      |
| Bauchi        | 50.0    | 15.8 | 0.0  | 0.0  | 0.0  | 0.9  | 5.3   | 0.9   | 0.0   | 0.0          | 0.0  | 27.2      |
| Bayelsa       | 0.0     | 0.0  | 0.0  | 25.0 | 0.0  | 0.0  | 0.0   | 0.0   | 0.0   | 0.0          | 0.0  | 75.0      |
| Benue         | 30.8    | 28.8 | 3.8  | 3.8  | 5.8  | 1.9  | 3.8   | 0.0   | 0.0   | 0.0          | 1.9  | 19.2      |
| Borno         | 64.9    | 2.7  | 0.0  | 2.7  | 0.0  | 2.7  | 2.7   | 2.7   | 8.1   | 2.7          | 0.0  | 10.8      |
| Cross Rivers  | 40.0    | 10.0 | 0.0  | 0.0  | 0.0  | 20.0 | 0.0   | 0.0   | 0.0   | 10.0         | 0.0  | 20.0      |
| Delta         | 0.0     | 0.0  | 8.3  | 0.0  | 0.0  | 0.0  | 0.0   | 0.0   | 41.7  | 8.3          | 8.3  | 33.3      |
| Ebonyi        | 31.3    | 3.1  | 3.1  | 3.1  | 0.0  | 0.0  | 3.1   | 3.1   | 21.9  | 0.0          | 3.1  | 28.1      |
| Edo           | 7.7     | 15.4 | 3.8  | 0.0  | 0.0  | 7.7  | 3.8   | 3.8   | 11.5  | 0.0          | 7.7  | 38.5      |
| Ekiti         | 25.0    | 15.6 | 0.0  | 0.0  | 0.0  | 3.1  | 3.1   | 9.4   | 18.8  | 3.1          | 0.0  | 21.9      |
| Enugu         | 20.8    | 20.8 | 2.1  | 2.1  | 0.0  | 6.3  | 4.2   | 2.1   | 0.0   | 2.1          | 0.0  | 39.6      |
| Gombe         | 24.4    | 4.4  | 6.7  | 8.9  | 0.0  | 2.2  | 8.9   | 2.2   | 0.0   | 4.4          | 33.3 | 4.4       |
| Imo           | 17.1    | 8.6  | 8.6  | 11.4 | 11.4 | 5.7  | 5.7   | 2.9   | 2.9   | 2.9          | 0.0  | 22.9      |
| Jigawa        | 37.9    | 15.5 | 5.2  | 0.0  | 0.0  | 0.0  | 1.7   | 0.0   | 0.0   | 1.7          | 0.0  | 37.9      |
| Kaduna        | 11.5    | 13.5 | 7.7  | 5.8  | 1.9  | 1.9  | 1.9   | 0.0   | 26.9  | 3.8          | 0.0  | 25.0      |
| Kano          | 11.1    | 44.4 | 2.5  | 2.5  | 2.5  | 0.0  | 1.2   | 0.0   | 1.2   | 1.2          | 0.0  | 33.3      |
| Katsina       | 63.2    | 19.5 | 2.3  | 0.0  | 0.8  | 2.3  | 3.0   | 3.0   | 0.8   | 0.0          | 0.0  | 5.3       |
| Kebbi         | 64.9    | 0.0  | 0.0  | 2.7  | 0.0  | 0.0  | 0.0   | 0.0   | 0.0   | 2.7          | 0.0  | 29.7      |
| Kogi          | 66.7    | 0.0  | 0.0  | 0.0  | 0.0  | 3.7  | 3.7   | 3.7   | 3.7   | 0.0          | 0.0  | 18.5      |
| Kwara         | 16.2    | 10.8 | 2.7  | 5.4  | 2.7  | 0.0  | 2.7   | 0.0   | 8.1   | 2.7          | 0.0  | 48.6      |
| Lagos         | 12.1    | 12.1 | 6.1  | 0.0  | 0.0  | 0.0  | 9.1   | 9.1   | 12.1  | 3.0          | 3.0  | 33.3      |
| Nassarawa     | 28.6    | 28.6 | 1.4  | 0.0  | 1.4  | 1.4  | 0.0   | 1.4   | 2.9   | 8.6          | 1.4  | 24.3      |
| Niger         | 38.5    | 2.6  | 0.0  | 2.6  | 2.6  | 2.6  | 0.0   | 0.0   | 2.6   | 0.0          | 0.0  | 48.7      |
| Ogun          | 55.2    | 3.4  | 3.4  | 0.0  | 0.0  | 0.0  | 0.0   | 3.4   | 0.0   | 3.4          | 3.4  | 27.6      |
| Ondo          | 35.7    | 7.1  | 2.4  | 7.1  | 4.8  | 9.5  | 4.8   | 0.0   | 7.1   | 2.4          | 0.0  | 19.0      |
| Osun          | 25.5    | 5.5  | 7.3  | 0.0  | 1.8  | 1.8  | 7.3   | 14.5  | 0.0   | 0.0          | 0.0  | 36.4      |
| Oyo           | 18.4    | 10.2 | 4.1  | 2.0  | 4.1  | 4.1  | 2.0   | 4.1   | 2.0   | 2.0          | 2.0  | 44.9      |
| Plateau       | 16.0    | 11.1 | 0.0  | 1.2  | 0.0  | 1.2  | 4.9   | 3.7   | 16.0  | 6.2          | 0.0  | 39.5      |
| Rivers        | 68.1    | 8.5  | 0.0  | 0.0  | 2.1  | 2.1  | 2.1   | 4.3   | 0.0   | 2.1          | 0.0  | 10.6      |
| Sokoto        | 41.5    | 30.2 | 0.0  | 0.0  | 1.9  | 0.0  | 1.9   | 3.8   | 9.4   | 0.0          | 0.0  | 11.3      |
| Taraba        | 23.5    | 13.7 | 3.9  | 2.0  | 5.9  | 0.0  | 0.0   | 0.0   | 0.0   | 9.8          | 0.0  | 41.2      |
| Yobe          | 68.3    | 3.2  | 0.0  | 0.0  | 0.0  | 0.0  | 0.0   | 0.0   | 6.3   | 0.0          | 0.0  | 22.2      |
| Zamfara       | 17.0    | 2.1  | 2.1  | 0.0  | 0.0  | 0.0  | 2.1   | 0.0   | 0.0   | 0.0          | 0.0  | 76.6      |
| FCT           | 31.4    | 5.7  | 2.9  | 0.0  | 0.0  | 2.9  | 0.0   | 2.9   | 11.4  | 0.0          | 0.0  | 42.9      |
| <b>Gender</b> |         |      |      |      |      |      |       |       |       |              |      |           |
| Male          | 23.7    | 5.4  | 2.9  | 1.4  | 1.5  | 2.8  | 3.7   | 3.1   | 6.5   | 3.1          | 1.8  | 44.1      |
| Female        | 23.8    | 4.6  | 3.1  | 2.8  | 2.2  | 2.4  | 3.7   | 3.3   | 5.2   | 2.2          | 1.8  | 44.7      |
| National      | 35.1    | 13.8 | 2.6  | 1.8  | 1.6  | 2.2  | 3.2   | 2.7   | 5.0   | 2.3          | 1.5  | 28.3      |

BCG - BOVIS, CALMETTE AND GVERIN  
DPT - DIPHTHERIA, PERTUSSIS AND TETANUS  
OPV - ORAL POLIO VACCINE  
MMR - MEASLES, MUMPS AND RUBELLA

TABLE: 2.1.8.4

**Percentage Distribution of Children (Less than 1 Year) by State  
and Reason for Not Getting Colostrum (first Yellow Milk) (June 2006)**

| State        | Bad Milk | Mother III/Weak | Child III/Weak | Mother Died | Nipple/Breast Problem | Didn't Produce Milk | Other |
|--------------|----------|-----------------|----------------|-------------|-----------------------|---------------------|-------|
| Abia         | 30.4     | 34.8            | 34.8           | 0.0         | 0.0                   | 0.0                 | 0.0   |
| Adamawa      | 33.3     | 33.3            | 33.3           | 0.0         | 0.0                   | 0.0                 | 0.0   |
| Akwa ibom    | 32.4     | 32.4            | 32.4           | 0.0         | 0.0                   | 2.9                 | 0.0   |
| Anambra      | 31.9     | 31.9            | 36.1           | 0.0         | 0.0                   | 0.0                 | 0.0   |
| Bauchi       | 32.9     | 32.9            | 32.9           | 0.0         | 1.3                   | 0.0                 | 0.0   |
| Bayelsa      | 33.3     | 33.3            | 33.3           | 0.0         | 0.0                   | 0.0                 | 0.0   |
| Benue        | 25.5     | 34.3            | 28.4           | 2.9         | 0.0                   | 2.9                 | 5.9   |
| Borno        | 23.5     | 50.0            | 26.5           | 0.0         | 0.0                   | 0.0                 | 0.0   |
| Cross Rivers | 33.3     | 33.3            | 33.3           | 0.0         | 0.0                   | 0.0                 | 0.0   |
| Delta        | 33.3     | 33.3            | 33.3           | 0.0         | 0.0                   | 0.0                 | 0.0   |
| Ebonyi       | 33.3     | 33.3            | 33.3           | 0.0         | 0.0                   | 0.0                 | 0.0   |
| Edo          | 33.3     | 33.3            | 33.3           | 0.0         | 0.0                   | 0.0                 | 0.0   |
| Ekiti        | 33.3     | 33.3            | 33.3           | 0.0         | 0.0                   | 0.0                 | 0.0   |
| Enugu        | 30.0     | 30.0            | 33.3           | 0.0         | 3.3                   | 0.0                 | 3.3   |
| Gombe        | 26.2     | 47.6            | 26.2           | 0.0         | 0.0                   | 0.0                 | 0.0   |
| Imo          | 33.3     | 33.3            | 33.3           | 0.0         | 0.0                   | 0.0                 | 0.0   |
| Jigawa       | 32.0     | 36.0            | 32.0           | 0.0         | 0.0                   | 0.0                 | 0.0   |
| Kaduna       | 28.3     | 41.3            | 28.3           | 0.0         | 0.0                   | 2.2                 | 0.0   |
| Kano         | 32.8     | 32.8            | 32.8           | 0.0         | 0.0                   | 0.0                 | 1.5   |
| Katsina      | 28.9     | 28.9            | 28.9           | 0.0         | 0.8                   | 0.0                 | 12.6  |
| Kebbi        | 33.3     | 33.3            | 33.3           | 0.0         | 0.0                   | 0.0                 | 0.0   |
| Kogi         | 33.3     | 33.3            | 33.3           | 0.0         | 0.0                   | 0.0                 | 0.0   |
| Kwara        | 33.3     | 33.3            | 33.3           | 0.0         | 0.0                   | 0.0                 | 0.0   |
| Lagos        | 31.3     | 37.5            | 31.3           | 0.0         | 0.0                   | 0.0                 | 0.0   |
| Nassarawa    | 32.0     | 32.0            | 32.0           | 0.0         | 0.0                   | 4.0                 | 0.0   |
| Niger        | 33.3     | 33.3            | 33.3           | 0.0         | 0.0                   | 0.0                 | 0.0   |
| Ogun         | 33.3     | 33.3            | 33.3           | 0.0         | 0.0                   | 0.0                 | 0.0   |
| Ondo         | 33.3     | 33.3            | 33.3           | 0.0         | 0.0                   | 0.0                 | 0.0   |
| Osun         | 32.6     | 34.8            | 32.6           | 0.0         | 0.0                   | 0.0                 | 0.0   |
| Oyo          | 33.3     | 33.3            | 33.3           | 0.0         | 0.0                   | 0.0                 | 0.0   |
| Plateau      | 32.9     | 32.9            | 32.9           | 0.0         | 0.0                   | 0.0                 | 1.4   |
| Rivers       | 33.3     | 33.3            | 33.3           | 0.0         | 0.0                   | 0.0                 | 0.0   |
| Sokoto       | 33.3     | 33.3            | 33.3           | 0.0         | 0.0                   | 0.0                 | 0.0   |
| Taraba       | 33.3     | 33.3            | 33.3           | 0.0         | 0.0                   | 0.0                 | 0.0   |
| Yobe         | 27.5     | 39.2            | 27.5           | 0.0         | 2.9                   | 0.0                 | 2.9   |
| Zamfara      | 33.3     | 33.3            | 33.3           | 0.0         | 0.0                   | 0.0                 | 0.0   |
| FCT          | 33.3     | 33.3            | 33.3           | 0.0         | 0.0                   | 0.0                 | 0.0   |
| National     | 31.4     | 34.2            | 31.8           | 0.1         | 0.3                   | 0.4                 | 1.8   |

**TABLE: 2.1.8.5 Percentage Distribution of Deaths in the last 12 Months by State, Sector and Gender**

| State        | Male  | Female |
|--------------|-------|--------|
| Abia         | 40.0  | 60.0   |
| Adamawa      | 100.0 | 0.0    |
| Akwa ibom    | 66.7  | 33.3   |
| Anambra      | 0.0   | 100.0  |
| Bauchi       | 25.0  | 75.0   |
| Bayelsa      | 100.0 | 0.0    |
| Benue        | 54.5  | 45.5   |
| Borno        | 75.0  | 25.0   |
| Cross Rivers | 66.7  | 33.3   |
| Delta        | 60.0  | 40.0   |
| Ebonyi       | 64.7  | 35.3   |
| Edo          | 100.0 | 0.0    |
| Ekiti        | 100.0 | 0.0    |
| Enugu        | 36.4  | 63.6   |
| Gombe        | 0.0   | 100.0  |
| Imo          | 73.7  | 26.3   |
| Jigawa       | 53.5  | 46.5   |
| Kaduna       | 57.1  | 42.9   |
| Kano         | 57.1  | 42.9   |
| Katsina      | 58.3  | 41.7   |
| Kebbi        | 100.0 | 0.0    |
| Kogi         | 50.0  | 50.0   |
| Kwara        | 0.0   | 100.0  |
| Lagos        | 71.4  | 28.6   |
| Nassarawa    | 80.0  | 20.0   |
| Niger        | 0.0   | 0.0    |
| Ogun         | 0.0   | 0.0    |
| Ondo         | 66.7  | 33.3   |
| Osun         | 0.0   | 0.0    |
| Oyo          | 100.0 | 0.0    |
| Plateau      | 100.0 | 0.0    |
| Rivers       | 25.0  | 75.0   |
| Sokoto       | 25.0  | 75.0   |
| Taraba       | 41.7  | 58.3   |
| Yobe         | 75.0  | 25.0   |
| Zamfara      | 40.0  | 60.0   |
| FCT          | 100.0 | 0.0    |
| National     | 57.9  | 42.1   |

**TABLE 2.1.9.1 Percentage Distribution of Persons by Type of Building Embarked Upon, State and Sector (June 2006)**

| State         | Residential | Commercial | Industrial | Other      |
|---------------|-------------|------------|------------|------------|
| Abia          | 85.0        | 0.0        | 0.0        | 15.0       |
| Adamawa       | 87.2        | 7.7        | 2.6        | 2.6        |
| Akwa ibom     | 96.7        | 1.6        | 0.0        | 1.6        |
| Anambra       | 100.0       | 0.0        | 0.0        | 0.0        |
| Bauchi        | 89.6        | 6.0        | 0.0        | 4.5        |
| Bayelsa       | 100.0       | 0.0        | 0.0        | 0.0        |
| Benue         | 95.2        | 4.8        | 0.0        | 0.0        |
| Borno         | 100.0       | 0.0        | 0.0        | 0.0        |
| Cross Rivers  | 98.4        | 0.0        | 0.0        | 1.6        |
| Delta         | 94.7        | 4.0        | 0.0        | 1.3        |
| Ebonyi        | 99.1        | 0.0        | 0.0        | 0.9        |
| Edo           | 92.3        | 0.0        | 0.0        | 7.7        |
| Ekiti         | 100.0       | 0.0        | 0.0        | 0.0        |
| Enugu         | 0.0         | 0.0        | 0.0        | 0.0        |
| Gombe         | 93.9        | 6.1        | 0.0        | 0.0        |
| Imo           | 100.0       | 0.0        | 0.0        | 0.0        |
| Jigawa        | 88.2        | 4.3        | 0.0        | 7.5        |
| Kaduna        | 96.6        | 1.7        | 0.0        | 1.7        |
| Kano          | 67.3        | 15.6       | 0.0        | 17.0       |
| Katsina       | 97.1        | 2.9        | 0.0        | 0.0        |
| Kebbi         | 96.0        | 0.0        | 0.0        | 4.0        |
| Kogi          | 90.7        | 9.3        | 0.0        | 0.0        |
| Kwara         | 100.0       | 0.0        | 0.0        | 0.0        |
| Lagos         | 90.0        | 10.0       | 0.0        | 0.0        |
| Nassarawa     | 100.0       | 0.0        | 0.0        | 0.0        |
| Niger         | 50.0        | 21.4       | 0.0        | 28.6       |
| Ogun          | 85.7        | 14.3       | 0.0        | 0.0        |
| Ondo          | 62.5        | 0.0        | 0.0        | 37.5       |
| Osun          | 96.7        | 3.3        | 0.0        | 0.0        |
| Oyo           | 92.5        | 5.0        | 0.0        | 2.5        |
| Plateau       | 82.9        | 9.8        | 0.0        | 7.3        |
| Rivers        | 100.0       | 0.0        | 0.0        | 0.0        |
| Sokoto        | 86.1        | 0.0        | 0.0        | 13.9       |
| Taraba        | 95.0        | 3.8        | 1.3        | 0.0        |
| Yobe          | 97.8        | 2.2        | 0.0        | 0.0        |
| Zamfara       | 85.2        | 7.4        | 7.4        | 0.0        |
| FCT           | 80.0        | 20.0       | 0.0        | 0.0        |
| <b>SECTOR</b> | <b>0.0</b>  | <b>0.0</b> | <b>0.0</b> | <b>0.0</b> |
| Urban         | 94.9        | 2.0        | 0.2        | 3.0        |
| Rural         | 96.5        | 1.6        | 0.1        | 1.7        |
| National      | 96.3        | 1.7        | 0.1        | 1.9        |



**TABLE 2.1.9.2: Percentage Distribution of Persons by Stage of Completion of Building, State and Sector (June 2006)**

| State         | Foundation level | Window level | Lented level | Roofing level | Completed Totally |
|---------------|------------------|--------------|--------------|---------------|-------------------|
| Abia          | 37.2             | 38.1         | 24.7         | 0.0           | 0.0               |
| Adamawa       | 20.3             | 19.9         | 21.7         | 29.0          | 9.1               |
| Akwa ibom     | 28.1             | 29.4         | 29.2         | 8.9           | 4.5               |
| Anambra       | 31.0             | 31.0         | 32.1         | 2.0           | 3.8               |
| Bauchi        | 22.6             | 27.5         | 29.4         | 13.7          | 6.8               |
| Bayelsa       | 45.0             | 27.5         | 24.4         | 0.0           | 3.1               |
| Benue         | 4.6              | 4.5          | 28.7         | 32.2          | 30.1              |
| Borno         | 31.1             | 32.7         | 32.6         | 3.6           | 0.0               |
| Cross Rivers  | 32.0             | 33.3         | 33.3         | 0.4           | 0.9               |
| Delta         | 24.1             | 25.5         | 35.7         | 7.4           | 7.4               |
| Ebonyi        | 32.6             | 33.4         | 32.6         | 0.7           | 0.6               |
| Edo           | 19.0             | 27.0         | 35.8         | 17.0          | 1.1               |
| Ekiti         | 23.4             | 34.7         | 5.6          | 34.0          | 2.3               |
| Enugu         | 40.0             | 20.0         | 0.0          | 26.7          | 13.3              |
| Gombe         | 11.0             | 22.3         | 11.5         | 20.0          | 35.2              |
| Imo           | 33.3             | 33.3         | 33.4         | 0.1           | 0.0               |
| Jigawa        | 27.8             | 35.6         | 21.2         | 7.2           | 8.2               |
| Kaduna        | 16.6             | 23.3         | 11.8         | 15.8          | 32.6              |
| Kano          | 17.6             | 48.4         | 16.1         | 4.9           | 13.0              |
| Katsina       | 5.4              | 36.8         | 15.2         | 26.4          | 16.2              |
| Kebbi         | 26.5             | 7.0          | 15.4         | 12.6          | 38.5              |
| Kogi          | 31.6             | 29.8         | 34.8         | 3.8           | 0.0               |
| Kwara         | 7.5              | 21.8         | 42.5         | 23.2          | 5.1               |
| Lagos         | 30.0             | 26.8         | 33.1         | 5.1           | 5.1               |
| Nassarawa     | 19.4             | 39.2         | 20.3         | 21.1          | 0.0               |
| Niger         | 13.9             | 51.3         | 0.0          | 9.5           | 25.2              |
| Ogun          | 37.9             | 45.2         | 11.6         | 0.0           | 5.3               |
| Ondo          | 8.6              | 62.6         | 0.0          | 28.8          | 0.0               |
| Osun          | 31.5             | 21.5         | 15.4         | 7.6           | 24.0              |
| Oyo           | 26.4             | 25.8         | 26.3         | 20.4          | 1.1               |
| Plateau       | 22.0             | 4.6          | 8.8          | 22.5          | 42.0              |
| Rivers        | 32.6             | 32.6         | 34.7         | 0.0           | 0.0               |
| Sokoto        | 32.9             | 30.6         | 30.5         | 2.3           | 3.7               |
| Taraba        | 24.2             | 23.3         | 29.0         | 15.5          | 8.0               |
| Yobe          | 21.4             | 31.9         | 27.2         | 13.7          | 5.8               |
| Zamfara       | 9.8              | 28.1         | 47.5         | 10.1          | 4.6               |
| FCT           | 4.2              | 15.2         | 12.0         | 47.3          | 21.4              |
| <b>SECTOR</b> |                  |              |              |               |                   |
| Urban         | 29.6             | 31.7         | 28.7         | 7.0           | 3.0               |
| Rural         | 29.7             | 32.5         | 30.7         | 3.5           | 3.7               |
| National      | 29.7             | 32.3         | 30.4         | 4.0           | 3.6               |

**TABLE 2.1.10.1 Percentage Distribution of Household Ownership and Access to ICT (Radio) by State and Sector (June 2006)**

| State         | Total Households | Access         |             |       | No Access |
|---------------|------------------|----------------|-------------|-------|-----------|
|               |                  | Ownership Only | Access Only | Total |           |
| Abia          | 787,222          | 72.8           | 7.1         | 79.9  | 20.1      |
| Adamawa       | 666,969          | 75.0           | 9.4         | 84.4  | 15.6      |
| Akwa ibom     | 953,822          | 70.4           | 10.0        | 80.4  | 19.6      |
| Anambra       | 974,833          | 92.5           | 3.4         | 95.9  | 4.1       |
| Bauchi        | 810,479          | 76.7           | 12.8        | 89.5  | 10.5      |
| Bayelsa       | 394,296          | 86.5           | 5.7         | 92.2  | 7.8       |
| Benue         | 811,393          | 77.2           | 3.6         | 80.8  | 19.2      |
| Borno         | 896,586          | 62.6           | 7.4         | 70.0  | 30.0      |
| Cross Rivers  | 636,336          | 54.2           | 24.8        | 79.1  | 20.9      |
| Delta         | 1,264,935        | 68.0           | 5.4         | 73.3  | 26.7      |
| Ebonyi        | 532,721          | 79.5           | 8.4         | 87.9  | 12.1      |
| Edo           | 838,107          | 70.6           | 3.5         | 74.1  | 25.9      |
| Ekiti         | 752,117          | 76.9           | 5.6         | 82.6  | 17.4      |
| Enugu         | 824,632          | 73.9           | 2.2         | 76.1  | 23.9      |
| Gombe         | 551,260          | 88.7           | 6.2         | 94.9  | 5.1       |
| Imo           | 663,558          | 77.7           | 4.8         | 82.4  | 17.6      |
| Jigawa        | 716,417          | 71.9           | 9.3         | 81.1  | 18.9      |
| Kaduna        | 944,947          | 87.1           | 2.7         | 89.8  | 10.2      |
| Kano          | 1,606,778        | 80.8           | 7.5         | 88.3  | 11.7      |
| Katsina       | 986,811          | 79.7           | 4.5         | 84.2  | 15.8      |
| Kebbi         | 899,591          | 88.2           | 4.6         | 92.8  | 7.2       |
| Kogi          | 805,525          | 74.3           | 6.2         | 80.5  | 19.5      |
| Kwara         | 563,204          | 83.5           | 4.1         | 87.6  | 12.4      |
| Lagos         | 1,624,060        | 81.8           | 10.7        | 92.5  | 7.5       |
| Nassarawa     | 379,486          | 83.6           | 2.4         | 86.0  | 14.0      |
| Niger         | 1,537,062        | 90.6           | 0.7         | 91.3  | 8.7       |
| Ogun          | 1,165,031        | 67.8           | 14.6        | 82.4  | 17.6      |
| Ondo          | 955,840          | 72.5           | 14.0        | 86.5  | 13.5      |
| Osun          | 803,647          | 71.4           | 16.1        | 87.5  | 12.5      |
| Oyo           | 1,045,157        | 77.2           | 8.8         | 86.0  | 14.0      |
| Plateau       | 643,464          | 75.8           | 4.4         | 80.2  | 19.8      |
| Rivers        | 960,259          | 73.7           | 4.8         | 78.5  | 21.5      |
| Sokoto        | 692,322          | 84.8           | 10.5        | 95.3  | 4.7       |
| Taraba        | 405,774          | 70.2           | 1.3         | 71.5  | 28.5      |
| Yobe          | 445,603          | 61.8           | 20.7        | 82.5  | 17.5      |
| Zamfara       | 763,430          | 83.4           | 8.4         | 91.8  | 8.2       |
| FCT           | 238,574          | 81.1           | 10.0        | 91.1  | 8.9       |
| <b>SECTOR</b> |                  |                |             |       |           |
| Urban         | 8,911,505        | 81.4           | 7.9         | 89.3  | 10.7      |
| Rural         | 21,630,741       | 75.9           | 7.2         | 83.0  | 17.0      |
| National      | 30,542,246       | 77.1           | 7.3         | 84.4  | 15.5      |

TABLE 2.1.10.2

**Percentage Distribution of Household Ownership  
and Access to ICT (Television) by State and Sector (June 2006)**

| <b>State</b> | <b>Total Households</b> | <b>Access Ownership Only</b> | <b>Access Only</b> | <b>Total</b> | <b>No Access</b> |
|--------------|-------------------------|------------------------------|--------------------|--------------|------------------|
| Abia         | 787,222                 | 41.3                         | 7.9                | 49.2         | 50.8             |
| Adamawa      | 666,969                 | 22.7                         | 10.8               | 33.5         | 66.5             |
| Akwa ibom    | 953,822                 | 32.7                         | 19.0               | 51.7         | 48.3             |
| Anambra      | 974,833                 | 56.9                         | 28.1               | 85.0         | 15.0             |
| Bauchi       | 810,479                 | 8.0                          | 15.5               | 23.5         | 76.5             |
| Bayelsa      | 394,296                 | 37.4                         | 42.0               | 79.4         | 20.6             |
| Benue        | 811,393                 | 10.6                         | 6.0                | 16.5         | 83.5             |
| Borno        | 896,586                 | 10.7                         | 10.5               | 21.2         | 78.8             |
| Cross Rivers | 636,336                 | 31.4                         | 30.1               | 61.4         | 38.6             |
| Delta        | 1,264,935               | 41.7                         | 9.1                | 50.7         | 49.3             |
| Ebonyi       | 532,721                 | 12.3                         | 3.7                | 16.0         | 84.0             |
| Edo          | 838,107                 | 56.2                         | 4.2                | 60.4         | 39.6             |
| Ekiti        | 752,117                 | 38.1                         | 12.1               | 50.3         | 49.7             |
| Enugu        | 824,632                 | 23.7                         | 4.4                | 28.1         | 71.9             |
| Gombe        | 551,260                 | 11.6                         | 31.1               | 42.7         | 57.3             |
| Imo          | 663,558                 | 44.0                         | 11.0               | 55.0         | 45.0             |
| Jigawa       | 716,417                 | 5.5                          | 8.1                | 13.6         | 86.4             |
| Kaduna       | 944,947                 | 28.8                         | 14.2               | 43.0         | 57.0             |
| Kano         | 1,606,778               | 18.0                         | 8.1                | 26.1         | 73.9             |
| Katsina      | 986,811                 | 6.3                          | 5.1                | 11.5         | 88.5             |
| Kebbi        | 899,591                 | 10.9                         | 11.8               | 22.7         | 77.3             |
| Kogi         | 805,525                 | 31.8                         | 17.9               | 49.7         | 50.3             |
| Kwara        | 563,204                 | 46.3                         | 6.6                | 53.0         | 47.0             |
| Lagos        | 1,624,060               | 82.5                         | 7.7                | 90.2         | 9.8              |
| Nassarawa    | 379,486                 | 23.0                         | 9.5                | 32.5         | 67.5             |
| Niger        | 1,537,062               | 37.9                         | 13.1               | 51.0         | 49.0             |
| Ogun         | 1,165,031               | 31.4                         | 24.5               | 55.9         | 44.1             |
| Ondo         | 955,840                 | 32.8                         | 21.5               | 54.3         | 45.7             |
| Osun         | 803,647                 | 33.5                         | 29.0               | 62.5         | 37.5             |
| Oyo          | 1,045,157               | 48.2                         | 13.7               | 61.8         | 38.2             |
| Plateau      | 643,464                 | 14.8                         | 15.5               | 30.3         | 69.7             |
| Rivers       | 960,259                 | 38.7                         | 7.9                | 46.6         | 53.4             |
| Sokoto       | 692,322                 | 11.3                         | 23.0               | 34.3         | 65.7             |
| Taraba       | 405,774                 | 10.7                         | 1.5                | 12.2         | 87.8             |
| Yobe         | 445,603                 | 8.7                          | 19.5               | 28.2         | 71.8             |
| Zamfara      | 763,430                 | 6.4                          | 3.6                | 10.0         | 90.0             |
| FCT          | 238,574                 | 57.0                         | 18.2               | 75.3         | 24.7             |
| SECTOR       |                         |                              |                    |              |                  |
| Urban        | 8,911,505               | 59.7                         | 13.9               | 73.6         | 26.4             |
| Rural        | 21,630,741              | 17.4                         | 12.9               | 30.3         | 69.7             |
| National     | 30,542,246              | 27.2                         | 13.2               | 40.3         | 59.7             |

TABLE 2.1.10.3

**Percentage Distribution of Household Ownership and Access  
to ICT (Fixed Telephone) by State and Sector (June 2006)**

| State        | Total Households | Access         |             |       | No Access |
|--------------|------------------|----------------|-------------|-------|-----------|
|              |                  | Ownership Only | Access Only | Total |           |
| Abia         | 787,222          | 0.6            | 1.3         | 1.9   | 98.1      |
| Adamawa      | 666,969          | 0.9            | 4.4         | 5.3   | 94.7      |
| Akwa ibom    | 953,822          | 0.2            | 4.2         | 4.4   | 95.6      |
| Anambra      | 974,833          | 0.6            | 22.8        | 23.4  | 76.6      |
| Bauchi       | 810,479          | 0.0            | 1.0         | 1.0   | 99.0      |
| Bayelsa      | 394,296          | 0.4            | 0.8         | 1.2   | 98.8      |
| Benue        | 811,393          | 1.4            | 2.7         | 4.1   | 95.9      |
| Borno        | 896,586          | 0.2            | 1.4         | 1.6   | 98.4      |
| Cross Rivers | 636,336          | 0.7            | 13.2        | 13.9  | 86.1      |
| Delta        | 1,264,935        | 1.0            | 12.5        | 13.5  | 86.5      |
| Ebonyi       | 532,721          | 0.2            | 1.8         | 2.0   | 98.0      |
| Edo          | 838,107          | 1.3            | 15.7        | 17.0  | 83.0      |
| Ekiti        | 752,117          | 0.2            | 1.2         | 1.4   | 98.6      |
| Enugu        | 824,632          | 0.7            | 0.9         | 1.7   | 98.3      |
| Gombe        | 551,260          | 0.0            | 1.4         | 1.4   | 98.6      |
| Imo          | 663,558          | 1.3            | 4.0         | 5.2   | 94.8      |
| Jigawa       | 716,417          | 0.2            | 2.4         | 2.6   | 97.4      |
| Kaduna       | 944,947          | 0.7            | 0.5         | 1.2   | 98.8      |
| Kano         | 1,606,778        | 1.1            | 5.1         | 6.1   | 93.9      |
| Katsina      | 986,811          | 0.3            | 0.7         | 1.0   | 99.0      |
| Kebbi        | 899,591          | 0.2            | 1.2         | 1.4   | 98.6      |
| Kogi         | 805,525          | 0.5            | 2.1         | 2.6   | 97.4      |
| Kwara        | 563,204          | 0.7            | 3.7         | 4.4   | 95.6      |
| Lagos        | 1,624,060        | 5.5            | 54.0        | 59.5  | 40.5      |
| Nassarawa    | 379,486          | 0.5            | 0.3         | 0.9   | 99.1      |
| Niger        | 1,537,062        | 0.9            | 10.3        | 11.2  | 88.8      |
| Ogun         | 1,165,031        | 0.4            | 8.1         | 8.6   | 91.4      |
| Ondo         | 955,840          | 0.2            | 1.3         | 1.4   | 98.6      |
| Osun         | 803,647          | 0.0            | 0.4         | 0.4   | 99.6      |
| Oyo          | 1,045,157        | 1.2            | 6.5         | 7.8   | 92.2      |
| Plateau      | 643,464          | 1.1            | 0.7         | 1.8   | 98.2      |
| Rivers       | 960,259          | 1.0            | 2.7         | 3.7   | 96.3      |
| Sokoto       | 692,322          | 0.2            | 1.0         | 1.2   | 98.8      |
| Taraba       | 405,774          | 0.2            | 0.0         | 0.2   | 99.8      |
| Yobe         | 445,603          | 0.0            | 2.4         | 2.4   | 97.6      |
| Zamfara      | 763,430          | 0.2            | 1.9         | 2.1   | 97.9      |
| FCT          | 238,574          | 6.4            | 25.7        | 32.1  | 67.9      |
| SECTOR       |                  |                |             |       |           |
| Urban        | 8,911,505        | 2.2            | 14.4        | 16.6  | 83.4      |
| Rural        | 21,630,741       | 0.3            | 2.1         | 2.4   | 97.5      |
| National     | 30,542,246       | 0.7            | 4.9         | 5.6   | 94.3      |

**TABLE 2.1.10.4 Percentage Distribution of Household Ownership and Access to ICT (Telephone) Mobile by State and Sector (June 2006)**

| State         | Total Households | Access         |             |       | No Access |
|---------------|------------------|----------------|-------------|-------|-----------|
|               |                  | Ownership Only | Access Only | Total |           |
| Abia          | 787,222          | 38.6           | 16.0        | 54.6  | 45.4      |
| Adamawa       | 666,969          | 15.5           | 14.3        | 29.7  | 70.3      |
| Akwa ibom     | 953,822          | 29.0           | 32.4        | 61.4  | 38.6      |
| Anambra       | 974,833          | 53.1           | 37.2        | 90.3  | 9.7       |
| Bauchi        | 810,479          | 9.1            | 17.6        | 26.6  | 73.4      |
| Bayelsa       | 394,296          | 26.9           | 43.0        | 69.8  | 30.2      |
| Benue         | 811,393          | 12.9           | 8.9         | 21.8  | 78.5      |
| Borno         | 896,586          | 7.1            | 12.7        | 19.8  | 80.2      |
| Cross Rivers  | 636,336          | 24.2           | 39.2        | 63.4  | 36.6      |
| Delta         | 1,264,935        | 39.5           | 19.1        | 58.6  | 41.4      |
| Ebonyi        | 532,721          | 24.0           | 16.0        | 40.0  | 60.0      |
| Edo           | 838,107          | 53.7           | 12.9        | 66.7  | 33.3      |
| Ekiti         | 752,117          | 34.4           | 38.2        | 72.6  | 27.4      |
| Enugu         | 824,632          | 23.9           | 17.5        | 41.4  | 58.6      |
| Gombe         | 551,260          | 10.2           | 23.8        | 34.0  | 66.0      |
| Imo           | 663,558          | 30.3           | 31.6        | 61.9  | 38.1      |
| Jigawa        | 716,417          | 7.0            | 6.0         | 13.0  | 87.0      |
| Kaduna        | 944,947          | 22.5           | 17.9        | 40.4  | 59.6      |
| Kano          | 1,606,778        | 18.1           | 12.7        | 30.8  | 69.6      |
| Katsina       | 986,811          | 6.2            | 3.9         | 10.1  | 90.2      |
| Kebbi         | 899,591          | 5.7            | 3.4         | 9.0   | 91.0      |
| Kogi          | 805,525          | 34.0           | 25.4        | 59.3  | 41.0      |
| Kwara         | 563,204          | 41.9           | 16.3        | 58.1  | 41.9      |
| Lagos         | 1,624,060        | 81.6           | 10.3        | 91.8  | 8.2       |
| Nassarawa     | 379,486          | 20.8           | 8.6         | 29.4  | 71.0      |
| Niger         | 1,537,062        | 27.9           | 13.2        | 41.0  | 59.0      |
| Ogun          | 1,165,031        | 28.1           | 33.6        | 61.7  | 38.3      |
| Ondo          | 955,840          | 24.6           | 35.6        | 60.3  | 39.7      |
| Osun          | 803,647          | 34.4           | 41.1        | 75.5  | 24.5      |
| Oyo           | 1,045,157        | 47.1           | 21.9        | 69.0  | 31.0      |
| Plateau       | 643,464          | 15.3           | 16.6        | 31.9  | 68.1      |
| Rivers        | 960,259          | 39.8           | 12.9        | 52.7  | 47.3      |
| Sokoto        | 692,322          | 3.7            | 43.4        | 47.1  | 52.9      |
| Taraba        | 405,774          | 11.5           | 0.7         | 12.2  | 87.8      |
| Yobe          | 445,603          | 5.1            | 20.9        | 26.0  | 74.0      |
| Zamfara       | 763,430          | 5.2            | 5.7         | 10.8  | 89.8      |
| FCT           | 238,574          | 62.5           | 10.7        | 73.2  | 26.8      |
| <b>SECTOR</b> |                  |                |             |       |           |
| Urban         | 8,911,505        | 54.7           | 20.2        | 74.9  | 25.1      |
| Rural         | 21,630,741       | 15.9           | 18.5        | 34.4  | 65.6      |
| National      | 30,542,246       | 24.9           | 18.9        | 43.8  | 56.3      |

TABLE 2.1.10.5

Percentage Distribution of Household Ownership and Access to ICT (Personal Computer) by State and Sector (June 2006)

| State         | Total Households | Access         |             | Total |
|---------------|------------------|----------------|-------------|-------|
|               |                  | Ownership Only | Access Only |       |
| Abia          | 787,222          | 0.0            | 2.1         | 2.1   |
| Adamawa       | 666,969          | 0.5            | 3.8         | 4.4   |
| Akwa ibom     | 953,822          | 0.2            | 3.2         | 3.4   |
| Anambra       | 974,833          | 0.9            | 22.9        | 23.8  |
| Bauchi        | 810,479          | 0.0            | 1.0         | 1.0   |
| Bayelsa       | 394,296          | 0.4            | 2.9         | 3.3   |
| Benue         | 811,393          | 1.2            | 3.7         | 4.9   |
| Borno         | 896,586          | 0.0            | 0.2         | 0.2   |
| Cross Rivers  | 636,336          | 0.7            | 17.0        | 17.6  |
| Delta         | 1,264,935        | 0.5            | 10.5        | 11.0  |
| Ebonyi        | 532,721          | 0.0            | 2.7         | 2.7   |
| Edo           | 838,107          | 0.0            | 14.1        | 14.1  |
| Ekiti         | 752,117          | 0.2            | 1.7         | 1.9   |
| Enugu         | 824,632          | 1.1            | 3.1         | 4.2   |
| Gombe         | 551,260          | 0.7            | 2.8         | 3.6   |
| Imo           | 663,558          | 1.2            | 4.6         | 5.9   |
| Jigawa        | 716,417          | 0.0            | 1.4         | 1.4   |
| Kaduna        | 944,947          | 0.0            | 0.9         | 0.9   |
| Kano          | 1,606,778        | 0.6            | 1.0         | 1.7   |
| Katsina       | 986,811          | 0.3            | 1.4         | 1.7   |
| Kebbi         | 899,591          | 0.0            | 1.4         | 1.4   |
| Kogi          | 805,525          | 0.2            | 2.4         | 2.6   |
| Kwara         | 563,204          | 0.5            | 3.7         | 4.2   |
| Lagos         | 1,624,060        | 3.5            | 27.1        | 30.6  |
| Nassarawa     | 379,486          | 0.2            | 0.5         | 0.7   |
| Niger         | 1,537,062        | 0.3            | 7.5         | 7.9   |
| Ogun          | 1,165,031        | 0.2            | 7.9         | 8.1   |
| Ondo          | 955,840          | 0.2            | 2.0         | 2.1   |
| Osun          | 803,647          | 0.2            | 3.6         | 3.8   |
| Oyo           | 1,045,157        | 2.3            | 5.1         | 7.4   |
| Plateau       | 643,464          | 1.2            | 3.7         | 5.0   |
| Rivers        | 960,259          | 0.2            | 8.1         | 8.3   |
| Sokoto        | 692,322          | 0.0            | 7.6         | 7.6   |
| Taraba        | 405,774          | 0.2            | 0.0         | 0.2   |
| Yobe          | 445,603          | 0.0            | 0.2         | 0.2   |
| Zamfara       | 763,430          | 0.0            | 1.7         | 1.7   |
| FCT           | 238,574          | 10.7           | 20.0        | 30.7  |
| <b>SECTOR</b> |                  |                |             |       |
| Urban         | 8,911,505        | 2.1            | 12.6        | 14.7  |
| Rural         | 21,630,741       | 0.2            | 2.2         | 2.4   |
| Total         | 30,542,246       | 0.6            | 4.6         | 5.2   |

**TABLE 2.1.10.6 Percentage Distribution of Household Ownership and Access to ICT (Internet Service) by State and Sector (June 2006)**

| State         | Total Households | Access         |             |       | No Access |
|---------------|------------------|----------------|-------------|-------|-----------|
|               |                  | Ownership Only | Access Only | Total |           |
| Abia          | 787,222          | 0.0            | 3.3         | 3.3   | 96.7      |
| Adamawa       | 666,969          | 0.2            | 3.3         | 3.5   | 96.5      |
| Akwa ibom     | 953,822          | 0.0            | 3.9         | 3.9   | 96.1      |
| Anambra       | 974,833          | 0.3            | 19.4        | 19.7  | 80.3      |
| Bauchi        | 810,479          | 0.0            | 0.6         | 0.6   | 99.4      |
| Bayelsa       | 394,296          | 0.4            | 2.9         | 3.3   | 96.7      |
| Benue         | 811,393          | 0.3            | 2.2         | 2.6   | 97.4      |
| Borno         | 896,586          | 0.0            | 0.2         | 0.2   | 99.8      |
| Cross Rivers  | 636,336          | 0.0            | 16.3        | 16.3  | 83.7      |
| Delta         | 1,264,935        | 0.0            | 10.0        | 10.0  | 90.0      |
| Ebonyi        | 532,721          | 0.0            | 0.4         | 0.4   | 99.6      |
| Edo           | 838,107          | 0.2            | 13.9        | 14.1  | 85.9      |
| Ekiti         | 752,117          | 0.0            | 2.6         | 2.6   | 97.4      |
| Enugu         | 824,632          | 0.0            | 3.8         | 3.8   | 96.2      |
| Gombe         | 551,260          | 0.0            | 2.3         | 2.3   | 97.7      |
| Imo           | 663,558          | 0.2            | 5.2         | 5.4   | 94.6      |
| Jigawa        | 716,417          | 0.0            | 0.7         | 0.7   | 99.3      |
| Kaduna        | 944,947          | 0.0            | 0.3         | 0.3   | 99.7      |
| Kano          | 1,606,778        | 0.0            | 1.9         | 1.9   | 98.1      |
| Katsina       | 986,811          | 0.2            | 1.4         | 1.5   | 98.5      |
| Kebbi         | 899,591          | 0.0            | 0.5         | 0.5   | 99.5      |
| Kogi          | 805,525          | 0.2            | 2.4         | 2.6   | 97.4      |
| Kwara         | 563,204          | 0.3            | 1.4         | 1.7   | 98.3      |
| Lagos         | 1,624,060        | 0.2            | 22.9        | 23.1  | 76.9      |
| Nassarawa     | 379,486          | 0.2            | 0.7         | 0.9   | 99.1      |
| Niger         | 1,537,062        | 0.7            | 5.3         | 6.0   | 94.0      |
| Ogun          | 1,165,031        | 0.2            | 8.1         | 8.3   | 91.7      |
| Ondo          | 955,840          | 0.0            | 2.5         | 2.5   | 97.5      |
| Osun          | 803,647          | 0.0            | 2.4         | 2.4   | 97.6      |
| Oyo           | 1,045,157        | 0.9            | 4.6         | 5.4   | 94.6      |
| Plateau       | 643,464          | 0.0            | 3.7         | 3.7   | 96.3      |
| Rivers        | 960,259          | 0.0            | 2.0         | 2.0   | 98.0      |
| Sokoto        | 692,322          | 0.0            | 7.4         | 7.4   | 92.6      |
| Taraba        | 405,774          | 0.0            | 0.0         | 0.0   | 100.0     |
| Yobe          | 445,603          | 0.0            | 0.0         | 0.0   | 100.0     |
| Zamfara       | 763,430          | 0.0            | 1.7         | 1.7   | 98.3      |
| FCT           | 238,574          | 2.1            | 14.8        | 16.9  | 83.1      |
| <b>SECTOR</b> |                  |                |             |       |           |
| Urban         | 8,911,505        | 0.5            | 11.6        | 12.1  | 87.9      |
| Rural         | 21,630,741       | 0.0            | 1.6         | 1.6   | 98.3      |
| National      | 30,542,246       | 0.1            | 3.9         | 4.0   | 95.9      |

TABLE: 2.1.10.7

**Distribution of Individual Ownership and Access to ICT (Radio) by State and Sector (June 2006)**

| State         | Access         |             |       | No Access |
|---------------|----------------|-------------|-------|-----------|
|               | Ownership Only | Access Only | Total |           |
| Abia          | 45.2           | 45.2        | 90.4  | 9.6       |
| Adamawa       | 53.4           | 39.1        | 92.6  | 7.4       |
| Akwa ibom     | 40.6           | 49.7        | 90.2  | 9.8       |
| Anambra       | 52.8           | 45.0        | 97.8  | 2.2       |
| Bauchi        | 50.7           | 39.6        | 90.3  | 9.7       |
| Bayelsa       | 58.5           | 38.2        | 96.7  | 3.3       |
| Benue         | 51.7           | 38.7        | 90.4  | 9.6       |
| Borno         | 45.2           | 36.4        | 81.7  | 18.3      |
| Cross Rivers  | 50.6           | 38.8        | 89.4  | 10.6      |
| Delta         | 48.4           | 38.1        | 86.5  | 13.5      |
| Ebonyi        | 73.4           | 23.1        | 96.5  | 3.5       |
| Edo           | 51.9           | 36.6        | 88.5  | 11.5      |
| Ekiti         | 28.1           | 58.8        | 86.9  | 13.1      |
| Enugu         | 35.0           | 32.1        | 67.1  | 32.9      |
| Gombe         | 55.3           | 38.4        | 93.7  | 6.3       |
| Imo           | 44.6           | 47.1        | 91.7  | 8.3       |
| Jigawa        | 45.3           | 36.5        | 81.8  | 18.2      |
| Kaduna        | 83.5           | 14.3        | 97.9  | 2.1       |
| Kano          | 45.7           | 45.1        | 90.9  | 9.1       |
| Katsina       | 81.1           | 14.4        | 95.6  | 4.4       |
| Kebbi         | 70.3           | 25.4        | 95.7  | 4.3       |
| Kogi          | 30.2           | 57.4        | 87.7  | 12.3      |
| Kwara         | 48.0           | 46.2        | 94.2  | 5.8       |
| Lagos         | 55.5           | 42.5        | 98.1  | 1.9       |
| Nassarawa     | 70.1           | 25.0        | 95.0  | 5.0       |
| Niger         | 49.9           | 44.5        | 94.4  | 5.6       |
| Ogun          | 56.1           | 35.8        | 91.9  | 8.1       |
| Ondo          | 58.5           | 35.8        | 94.3  | 5.7       |
| Osun          | 57.8           | 38.1        | 95.8  | 4.2       |
| Oyo           | 41.1           | 53.6        | 94.7  | 5.3       |
| Plateau       | 54.2           | 36.4        | 90.6  | 9.4       |
| Rivers        | 87.7           | 6.7         | 94.5  | 5.5       |
| Sokoto        | 70.5           | 25.8        | 96.3  | 3.7       |
| Taraba        | 56.5           | 27.3        | 83.8  | 16.2      |
| Yobe          | 44.7           | 44.8        | 89.5  | 10.5      |
| Zamfara       | 70.4           | 25.7        | 96.1  | 3.9       |
| FCT           | 65.8           | 31.5        | 97.3  | 2.7       |
| <b>SECTOR</b> |                |             |       |           |
| Urban         | 60.8           | 34.7        | 95.5  | 4.5       |
| Rural         | 54.5           | 36.6        | 91.1  | 8.9       |
| Total         | 55.8           | 36.2        | 92.0  | 8.0       |



TABLE: 2.1.10.8

## Distribution of Individual Ownership and Access to ICT (Television) by State and Sector (June 2006)

| State         | Access         |             |       | None |
|---------------|----------------|-------------|-------|------|
|               | Ownership Only | Access Only | Total |      |
| Abia          | 51.6           | 21.6        | 73.3  | 26.7 |
| Adamawa       | 53.5           | 13.3        | 66.8  | 33.2 |
| Akwa ibom     | 42.7           | 27.9        | 70.6  | 29.4 |
| Anambra       | 58.2           | 36.7        | 94.9  | 5.1  |
| Bauchi        | 50.4           | 8.3         | 58.7  | 41.3 |
| Bayelsa       | 55.9           | 34.1        | 90.0  | 10.0 |
| Benue         | 53.8           | 6.3         | 60.1  | 39.9 |
| Borno         | 43.8           | 11.5        | 55.3  | 44.7 |
| Cross Rivers  | 51.5           | 24.2        | 75.7  | 24.3 |
| Delta         | 52.7           | 21.6        | 74.3  | 25.7 |
| Ebonyi        | 76.8           | 3.2         | 80.0  | 20.0 |
| Edo           | 57.5           | 26.7        | 84.2  | 15.8 |
| Ekiti         | 30.0           | 33.0        | 63.0  | 37.0 |
| Enugu         | 34.6           | 1.7         | 36.3  | 63.7 |
| Gombe         | 55.4           | 12.2        | 67.6  | 32.4 |
| Imo           | 44.3           | 32.9        | 77.2  | 22.8 |
| Jigawa        | 46.4           | 5.3         | 51.7  | 48.3 |
| Kaduna        | 82.5           | 6.0         | 88.5  | 11.5 |
| Kano          | 45.9           | 10.1        | 56.0  | 44.0 |
| Katsina       | 81.3           | 1.0         | 82.3  | 17.7 |
| Kebbi         | 69.4           | 5.7         | 75.1  | 24.9 |
| Kogi          | 34.3           | 33.4        | 67.7  | 32.3 |
| Kwara         | 50.1           | 22.2        | 72.4  | 27.6 |
| Lagos         | 70.7           | 26.0        | 96.7  | 3.3  |
| Nassarawa     | 70.3           | 7.3         | 77.6  | 22.4 |
| Niger         | 49.2           | 21.4        | 70.6  | 29.4 |
| Ogun          | 55.3           | 19.8        | 75.1  | 24.9 |
| Ondo          | 58.4           | 20.6        | 79.1  | 20.9 |
| Osun          | 61.5           | 21.9        | 83.4  | 16.6 |
| Oyo           | 50.6           | 29.7        | 80.3  | 19.7 |
| Plateau       | 55.7           | 10.7        | 66.4  | 33.6 |
| Rivers        | 88.0           | 3.4         | 91.4  | 8.6  |
| Sokoto        | 69.3           | 8.0         | 77.3  | 22.7 |
| Taraba        | 56.6           | 3.6         | 60.2  | 39.8 |
| Yobe          | 44.7           | 13.1        | 57.8  | 42.2 |
| Zamfara       | 70.1           | 2.7         | 72.8  | 27.2 |
| FCT           | 75.2           | 13.5        | 88.7  | 11.3 |
| <b>SECTOR</b> |                |             |       |      |
| Urban         | 65.7           | 22.9        | 88.5  | 11.5 |
| Rural         | 55.2           | 12.2        | 67.3  | 32.7 |
| National      | 57.3           | 14.3        | 71.6  | 28.4 |

TABLE: 2.1.10.9

## Distribution of Individual Ownership and Access to ICT (Fixed Telephone) by State and Sector (June 2006)

| State         | Access         |             |       | No Access |
|---------------|----------------|-------------|-------|-----------|
|               | Ownership Only | Access Only | Total |           |
| Abia          | 12.4           | 21.6        | 34.0  | 66.0      |
| Adamawa       | 20.4           | 30.0        | 50.4  | 49.6      |
| Akwa ibom     | 17.3           | 17.3        | 34.6  | 65.4      |
| Anambra       | 20.3           | 37.7        | 58.0  | 42.0      |
| Bauchi        | 23.2           | 25.5        | 48.7  | 51.3      |
| Bayelsa       | 13.2           | 35.3        | 48.5  | 51.5      |
| Benue         | 23.4           | 28.4        | 51.8  | 48.2      |
| Borno         | 23.9           | 18.8        | 42.7  | 57.3      |
| Cross Rivers  | 23.2           | 22.8        | 46.0  | 54.0      |
| Delta         | 15.6           | 25.2        | 40.8  | 59.2      |
| Ebonyi        | 12.4           | 60.1        | 72.5  | 27.5      |
| Edo           | 12.3           | 35.1        | 47.4  | 52.6      |
| Ekiti         | 6.7            | 10.3        | 17.0  | 83.0      |
| Enugu         | 15.9           | 20.4        | 36.3  | 63.7      |
| Gombe         | 22.6           | 30.7        | 53.3  | 46.7      |
| Imo           | 13.8           | 21.6        | 35.4  | 64.6      |
| Jigawa        | 26.5           | 18.7        | 45.2  | 54.8      |
| Kaduna        | 18.4           | 60.8        | 79.2  | 20.8      |
| Kano          | 27.7           | 15.8        | 43.5  | 56.5      |
| Katsina       | 23.1           | 58.1        | 81.0  | 19.0      |
| Kebbi         | 20.3           | 43.4        | 63.7  | 36.3      |
| Kogi          | 7.8            | 17.6        | 25.4  | 74.6      |
| Kwara         | 18.5           | 19.5        | 38.0  | 62.0      |
| Lagos         | 30.9           | 44.1        | 75.0  | 25.0      |
| Nassarawa     | 26.1           | 40.6        | 66.7  | 33.3      |
| Niger         | 11.5           | 34.9        | 46.4  | 53.6      |
| Ogun          | 19.9           | 26.8        | 46.7  | 53.3      |
| Ondo          | 18.3           | 30.4        | 48.7  | 51.3      |
| Osun          | 19.4           | 29.9        | 49.3  | 50.7      |
| Oyo           | 12.4           | 21.6        | 34.0  | 66.0      |
| Plateau       | 19.4           | 32.7        | 52.1  | 47.9      |
| Rivers        | 36.2           | 50.9        | 87.1  | 12.9      |
| Sokoto        | 28.2           | 40.5        | 68.7  | 31.3      |
| Taraba        | 12.6           | 42.3        | 54.9  | 45.1      |
| Yobe          | 21.2           | 23.9        | 45.1  | 54.9      |
| Zamfara       | 23.4           | 45.5        | 68.9  | 31.1      |
| FCT           | 15.1           | 47.9        | 63.0  | 37.0      |
| <b>SECTOR</b> |                |             |       |           |
| Urban         | 20.9           | 34.7        | 55.6  | 44.4      |
| Rural         | 20.3           | 31.7        | 52.0  | 48.0      |
| National      | 18.1           | 34.6        | 52.7  | 47.3      |

TABLE: 2.1.10.10

## Distribution of Individual Ownership and Access to ICT (Mobile Telephone) by State and Sector (June 2006)

| State        | Access         |             |       | No Access |
|--------------|----------------|-------------|-------|-----------|
|              | Ownership Only | Access Only | Total |           |
| Abia         | 32.8           | 41.9        | 74.7  | 25.3      |
| Adamawa      | 48.3           | 15.8        | 64.1  | 35.9      |
| Akwa ibom    | 32.5           | 44.1        | 76.6  | 23.4      |
| Anambra      | 40.3           | 54.8        | 95.2  | 4.8       |
| Bauchi       | 48.7           | 9.0         | 57.7  | 42.3      |
| Bayelsa      | 47.8           | 34.4        | 82.2  | 17.8      |
| Benue        | 49.2           | 13.6        | 62.8  | 37.2      |
| Borno        | 42.5           | 8.6         | 51.1  | 48.9      |
| Cross Rivers | 43.6           | 27.5        | 71.1  | 28.9      |
| Delta        | 33.0           | 45.1        | 78.1  | 21.9      |
| Ebonyi       | 72.4           | 14.6        | 87.0  | 13.0      |
| Edo          | 37.1           | 51.1        | 88.2  | 11.8      |
| Ekiti        | 16.4           | 57.6        | 74.0  | 26.0      |
| Enugu        | 34.2           | 5.1         | 39.2  | 60.8      |
| Gombe        | 52.8           | 12.6        | 65.5  | 34.5      |
| Imo          | 34.0           | 41.4        | 75.4  | 24.6      |
| Jigawa       | 44.5           | 6.9         | 51.4  | 48.6      |
| Kaduna       | 78.8           | 9.6         | 88.4  | 11.6      |
| Kano         | 42.2           | 14.8        | 57.0  | 43.0      |
| Katsina      | 80.3           | 1.5         | 81.8  | 18.2      |
| Kebbi        | 68.6           | 2.5         | 71.1  | 28.9      |
| Kogi         | 20.9           | 53.1        | 74.0  | 26.0      |
| Kwara        | 36.8           | 36.2        | 72.9  | 27.1      |
| Lagos        | 39.3           | 56.5        | 95.8  | 4.2       |
| Nassarawa    | 66.2           | 10.3        | 76.4  | 23.6      |
| Niger        | 41.4           | 24.1        | 65.5  | 34.5      |
| Ogun         | 42.8           | 36.7        | 79.6  | 20.4      |
| Ondo         | 48.0           | 32.4        | 80.4  | 19.6      |
| Osun         | 48.6           | 40.7        | 89.4  | 10.6      |
| Oyo          | 30.0           | 52.8        | 82.8  | 17.2      |
| Plateau      | 51.1           | 15.7        | 66.7  | 33.3      |
| Rivers       | 86.3           | 5.4         | 91.7  | 8.3       |
| Sokoto       | 68.1           | 10.2        | 78.3  | 21.7      |
| Taraba       | 54.5           | 4.7         | 59.2  | 40.8      |
| Yobe         | 43.6           | 17.7        | 61.3  | 38.7      |
| Zamfara      | 68.8           | 3.2         | 72.0  | 28.0      |
| FCT          | 52.8           | 33.2        | 86.0  | 14.0      |
| SECTOR       |                |             |       |           |
| Urban        | 47.6           | 40.3        | 87.9  | 12.1      |
| Rural        | 50.8           | 17.3        | 68.1  | 31.9      |
| Total        | 50.1           | 22.0        | 72.1  | 27.9      |

| <b>TABLE:2.1.10.11</b> |                       | <b>Distribution of Individual Ownership and Access to ICT (Personal Computer) by State and Sector (June 2006)</b> |              |                  |
|------------------------|-----------------------|---|--------------|------------------|
| <b>State</b>           | <b>Access</b>         |   |              | <b>No Access</b> |
|                        | <b>Ownership Only</b> | <b>Access Only</b>  | <b>Total</b> |                  |
| Abia                   | 10.8                  | 23.4  | 34.2         | 65.8             |
| Adamawa                | 16.2                  | 34.3  | 50.5         | 49.5             |
| Akwa ibom              | 11.0                  | 23.2  | 34.2         | 65.8             |
| Anambra                | 13.4                  | 41.3  | 54.7         | 45.3             |
| Bauchi                 | 16.2                  | 32.8  | 49.0         | 51.0             |
| Bayelsa                | 16.1                  | 32.8  | 48.9         | 51.1             |
| Benue                  | 16.5                  | 35.8  | 52.3         | 47.7             |
| Borno                  | 14.1                  | 28.4  | 42.5         | 57.5             |
| Cross Rivers           | 14.6                  | 32.5  | 47.1         | 52.9             |
| Delta                  | 11.1                  | 30.9  | 42.0         | 58.0             |
| Ebonyi                 | 12.2                  | 35.7  | 47.9         | 52.1             |
| Edo                    | 12.6                  | 32.9  | 45.5         | 54.5             |
| Ekiti                  | 5.6                   | 11.9  | 17.5         | 82.5             |
| Enugu                  | 11.5                  | 23.1  | 34.6         | 65.4             |
| Gombe                  | 17.6                  | 35.6  | 53.2         | 46.8             |
| Imo                    | 11.3                  | 24.8  | 36.1         | 63.9             |
| Jigawa                 | 14.8                  | 30.4  | 45.2         | 54.8             |
| Kaduna                 | 26.4                  | 26.3  | 52.7         | 47.3             |
| Kano                   | 13.9                  | 28.4  | 42.3         | 57.7             |
| Katsina                | 26.7                  | 42.8  | 69.5         | 30.5             |
| Kebbi                  | 22.9                  | 38.3  | 61.2         | 38.8             |
| Kogi                   | 7.2                   | 17.8  | 25.0         | 75.0             |
| Kwara                  | 12.2                  | 26.1  | 38.3         | 61.7             |
| Lagos                  | 12.9                  | 43.0  | 55.9         | 44.1             |
| Nassarawa              | 22.0                  | 27.5  | 49.5         | 50.5             |
| Niger                  | 14.0                  | 31.5  | 45.6         | 54.4             |
| Ogun                   | 14.5                  | 32.1  | 46.6         | 53.4             |
| Ondo                   | 16.2                  | 34.0  | 50.2         | 49.8             |
| Osun                   | 16.3                  | 33.7  | 50.0         | 50.0             |
| Oyo                    | 10.3                  | 26.7  | 37.0         | 63.0             |
| Plateau                | 17.2                  | 36.6  | 53.8         | 46.2             |
| Rivers                 | 13.1                  | 29.8  | 43.0         | 57.0             |
| Sokoto                 | 22.9                  | 36.4  | 59.3         | 40.7             |
| Taraba                 | 18.4                  | 40.0  | 58.4         | 41.6             |
| Yobe                   | 14.7                  | 29.5  | 44.2         | 55.8             |
| Zamfara                | 22.9                  | 46.0  | 68.9         | 31.1             |
| FCT                    | 18.0                  | 43.7  | 61.7         | 38.3             |
| <b>SECTOR</b>          |                       |   |              |                  |
| Urban                  | 15.9                  | 38.4  | 54.3         | 45.7             |
| Rural                  | 17.0                  | 35.0  | 52.0         | 48.0             |
| National               | 16.8                  | 35.7  | 52.5         | 47.5             |

TABLE :2.1.10.12

**Percentage Distribution of Individual Ownership and Access to  
ICT (internet) by State and Sector (June 2006)**

| State         | Access         |             |       | No Access |
|---------------|----------------|-------------|-------|-----------|
|               | Ownership Only | Access Only | Total |           |
| Abia          | 0.6            | 1.8         | 2.4   | 97.6      |
| Adamawa       | 0.8            | 0.6         | 1.4   | 98.6      |
| Akwa ibom     | 0.9            | 0.9         | 1.8   | 98.2      |
| Anambra       | 4.7            | 7.0         | 11.7  | 88.3      |
| Bauchi        | 0.2            | 0.1         | 0.4   | 99.6      |
| Bayelsa       | 0.6            | 0.3         | 0.9   | 99.1      |
| Benue         | 0.6            | 1.1         | 1.7   | 98.3      |
| Borno         | 0.2            | 0.0         | 0.2   | 99.8      |
| Cross Rivers  | 1.6            | 1.1         | 2.6   | 97.4      |
| Delta         | 4.8            | 3.1         | 7.9   | 92.1      |
| Ebonyi        | 0.1            | 0.1         | 0.2   | 99.8      |
| Edo           | 3.2            | 5.1         | 8.2   | 91.8      |
| Ekiti         | 0.5            | 0.4         | 0.9   | 99.1      |
| Enugu         | 0.0            | 0.0         | 0.0   | 100.0     |
| Gombe         | 0.2            | 0.1         | 0.3   | 99.7      |
| Imo           | 1.3            | 1.4         | 2.8   | 97.2      |
| Jigawa        | 0.5            | 0.1         | 0.5   | 99.5      |
| Kaduna        | 0.1            | 0.0         | 0.1   | 99.9      |
| Kano          | 0.3            | 0.0         | 0.3   | 99.7      |
| Katsina       | 0.2            | 0.0         | 0.2   | 99.8      |
| Kebbi         | 0.1            | 0.0         | 0.2   | 99.8      |
| Kogi          | 2.2            | 2.7         | 4.9   | 95.1      |
| Kwara         | 0.5            | 0.3         | 0.8   | 99.2      |
| Lagos         | 4.9            | 10.1        | 15.0  | 85.0      |
| Nassarawa     | 0.4            | 0.2         | 0.6   | 99.4      |
| Niger         | 2.5            | 1.2         | 3.6   | 96.4      |
| Ogun          | 2.1            | 1.3         | 3.4   | 96.6      |
| Ondo          | 0.5            | 1.1         | 1.6   | 98.4      |
| Osun          | 0.5            | 0.3         | 0.7   | 99.3      |
| Oyo           | 2.5            | 2.6         | 5.1   | 94.9      |
| Plateau       | 0.9            | 0.4         | 1.3   | 98.7      |
| Rivers        | 0.2            | 0.0         | 0.2   | 99.8      |
| Sokoto        | 1.8            | 0.3         | 2.1   | 97.9      |
| Taraba        | 0.1            | 0.0         | 0.1   | 99.9      |
| Yobe          | 0.0            | 0.1         | 0.2   | 99.8      |
| Zamfara       | 0.4            | 0.0         | 0.4   | 99.6      |
| FCT           | 3.2            | 1.8         | 5.1   | 94.9      |
| <b>SECTOR</b> |                |             |       |           |
| Urban         | 2.9            | 2.9         | 5.8   | 94.2      |
| Rural         | 0.5            | 0.5         | 1.0   | 99.0      |
| National      | 1.0            | 0.9         | 1.9   | 98.1      |

**TABLE:2.1.10.13 Percentage Distribution of Television Viewers by Preference and Sector (June 2006)**

| <b>1st Preferred T.V Stations</b> | <b>Urban</b> | <b>Rural</b> | <b>National</b> |
|-----------------------------------|--------------|--------------|-----------------|
| MITV                              | 2.1          | 0.3          | 1.1             |
| DBN                               | 3.0          | 1.5          | 1.3             |
| Galaxy                            | 4.2          | 0.6          | 2.2             |
| Minaj                             | 2.9          | 2.0          | 2.4             |
| Other                             | 1.5          | 3.7          | 2.7             |
| Silver bird                       | 5.3          | 0.8          | 2.8             |
| Foreign                           | 4.0          | 4.1          | 4.0             |
| Channels                          | 7.2          | 2.6          | 4.6             |
| AIT                               | 11.6         | 4.3          | 7.5             |
| State TV                          | 18.3         | 25.6         | 22.4            |
| NTA                               | 41.9         | 54.5         | 48.9            |
| Total                             | 100          | 100          | 100             |

**TABLE: 2.1.10.14****Percentage Distribution of Television Viewers by Most Preferred and Gender (June 2006)**

| <b>Most Preferred<br/>T.V Station</b> | <b>Male</b> | <b>Female</b> | <b>Both Sexes</b> |
|---------------------------------------|-------------|---------------|-------------------|
| State TV                              | 46.26       | 48.55         | 47.29             |
| Foreign                               | 13.57       | 9.84          | 11.89             |
| AIT                                   | 6.30        | 4.74          | 5.60              |
| NTA                                   | 5.29        | 5.94          | 5.58              |
| Silver B                              | 4.40        | 4.19          | 4.30              |
| Galaxy                                | 3.06        | 3.98          | 3.47              |
| MITV                                  | 1.08        | 1.24          | 1.15              |
| Minaj                                 | 0.09        | 0.09          | 0.09              |
| Channels                              | 0.07        | 0.03          | 0.05              |
| DBN                                   | 0.01        | 0.00          | 0.01              |
| Others                                | 19.89       | 21.40         | 20.57             |
| Total                                 | 100         | 100           | 100               |

**TABLE 2.1.10.15 Distribution of Persons by Type of ICT Equipments Owned and State (June 2006)**

| STATE         | Radio      | Television | Mobile Phone | Fixed line phone | Personal Computer | Internet service |
|---------------|------------|------------|--------------|------------------|-------------------|------------------|
| Abia          | 595,905    | 487,388    | 425,280      | 536              | 2,291             | 2,248            |
| Adamawa       | 242,287    | 172,025    | 203,364      | 18,320           | 9,913             | 2,222            |
| Akwa ibom     | 448,958    | 344,670    | 253,120      | 5,071            | 496               | 2,309            |
| Anambra       | 910,898    | 760,189    | 454,063      | 29,022           | 6,664             | 3,046            |
| Bauchi        | 94,846     | 79,087     | 81,892       | 1,286            | 6,712             | 2,330            |
| Bayelsa       | 252,199    | 134,725    | 197,519      | 10,695           | 7,295             | 1,602            |
| Benue         | 244,392    | 176,441    | 113,388      | 24,260           | 19,897            | 2,693            |
| Borno         | 139,788    | 67,384     | 90,567       | 4,916            | 3,648             | 2,782            |
| Cross Rivers  | 94,186     | 75,992     | 100,067      | 803              | 5,825             | 1,309            |
| Delta         | 744,329    | 636,873    | 509,976      | 81,181           | 55,649            | 3,019            |
| Ebonyi        | 92,771     | 88,043     | 53,105       | 13,148           | 11,990            | 824              |
| Edo           | 743,452    | 648,785    | 478,534      | 43,874           | 56,699            | 2,745            |
| Ekiti         | 398,402    | 279,305    | 272,657      | 2,603            | 14,570            | 2,067            |
| Enugu         | 4,196      | 3,115      | 111,628      | 1,939            | 1,081             | 1,091            |
| Gombe         | 75,365     | 63,833     | 90,274       | 16,857           | 18,337            | 1,279            |
| Imo           | 557,459    | 370,933    | 397,168      | 15,449           | 14,376            | 3,110            |
| Jigawa        | 102,971    | 63,182     | 52,057       | 4,664            | 6,670             | 2,520            |
| Kaduna        | 313,581    | 223,862    | 251,902      | 12,688           | 4,945             | 3,241            |
| Kano          | 538,735    | 362,448    | 376,435      | 38,647           | 8,788             | 6,419            |
| Katsina       | 118,115    | 82,976     | 84,123       | 9,267            | 8,303             | 2,806            |
| Kebbi         | 91,627     | 49,357     | 74,132       | 4,851            | 9,114             | 2,090            |
| Kogi          | 482,085    | 372,712    | 296,537      | 16,709           | 10,009            | 2,427            |
| Kwara         | 456,209    | 392,027    | 308,315      | 1,463            | 12,236            | 1,954            |
| Lagos         | 2,802,297  | 2,625,424  | 1,549,476    | 91,858           | 27,577            | 5,465            |
| Nassarawa     | 90,705     | 68,245     | 71,675       | 1,997            | 5,572             | 1,095            |
| Niger         | 379,620    | 266,232    | 300,596      | 8,404            | 8,903             | 3,228            |
| Ogun          | 717,915    | 536,350    | 528,222      | 14,992           | 15,450            | 3,738            |
| Ondo          | 522,835    | 392,984    | 366,276      | 1,364            | 13,407            | 2,835            |
| Osun          | 493,163    | 416,630    | 294,454      | 1,652            | 496               | 2,373            |
| Oyo           | 1,338,780  | 1,226,408  | 679,665      | 49,039           | 21,222            | 4,157            |
| Plateau       | 242,544    | 216,185    | 138,364      | 5,943            | 7,440             | 1,960            |
| Rivers        | 41,076     | 193,115    | 199,835      | 173,877          | 177,554           | 1,707            |
| Sokoto        | 158,684    | 98,301     | 172,008      | 47,598           | 39,685            | 3,608            |
| Taraba        | 80,461     | 57,970     | 72,022       | 2,094            | 3,632             | 1,113            |
| Yobe          | 59,572     | 33,796     | 73,479       | 4,135            | 1,378             | 1,343            |
| Zamfara       | 80,652     | 50,955     | 70,901       | 7,605            | 3,762             | 2,320            |
| FCT           | 357,995    | 330,129    | 209,632      | 18,045           | 6,348             | 1,056            |
| Total Persons | 15,109,054 | 12,448,076 | 10,002,710   | 786,852          | 627,934           | 92,131           |



**TABLE 2.1.10.16 Percentage Distribution of Owners of ICT Equipments by Number Owned (June 2006)**

| <b>Number Owned</b> | <b>Radio</b> | <b>Television</b> | <b>Mobile phone</b> | <b>Fixed Phone</b> | <b>Personal Computer</b> | <b>Internet Service</b> |
|---------------------|--------------|-------------------|---------------------|--------------------|--------------------------|-------------------------|
| 1                   | 97.5         | 96.2              | 94.7                | 92.9               | 87.6                     | 93.7                    |
| 2                   | 1.6          | 2.6               | 3.6                 | 3.1                | 0.0                      | 5.0                     |
| 3                   | 0.3          | 0.4               | 0.1                 | 0.0                | 0.0                      | 0.9                     |
| 4                   | 0.1          | 0.3               | 0.1                 | 2.3                | 8.8                      | 0.2                     |
| 5+                  | 0.5          | 0.5               | 1.6                 | 1.7                | 3.6                      | 0.2                     |
| Total Persons       | 15,109,054   | 12,448,076        | 10,002,710          | 786,852            | 627,934                  | 92,131                  |

**Percentage Distribution of Persons by Source of Access  
to ICT Equipments (June 2006)**

**TABLE 2.1.10.17**

| <b>Source of Access</b>        | Radio      | Television | Mobile Phone | Fixed Phone | Personal Computer | Internet service |
|--------------------------------|------------|------------|--------------|-------------|-------------------|------------------|
| Owned                          | 35.4       | 39.5       | 32.5         | 8.1         | 11.8              | 1.9              |
| Family member/friend/neighbour | 62.9       | 53.8       | 29.5         | 7.5         | 6.4               | 2.4              |
| Umbrella center                | 0.1        | 0.3        | 24.3         | 23.3        | 9.6               | 0.1              |
| Workplace                      | 0.1        | 0.1        | 0.2          | 5.0         | 0.4               | 1.9              |
| Business center                | 0.1        | 0.7        | 9.6          | 20.4        | 8.6               | 39.4             |
| Others                         | 1.5        | 5.6        | 4.0          | 35.7        | 63.2              | 54.3             |
| Total Persons                  | 42,725,292 | 31,485,209 | 30,786,519   | 9,722,973   | 5,336,858         | 4,939,630        |

**TABLE 2.2.1.1 Number of persons engaged in crop farming by type and sex (in thousand) 2006.**

| No of Persons         |              | 1st Quarter: January - March |                | 2nd Quarter: April - June |                | 3rd Quarter: July - September |                | 4th Quarter: October - December |                |
|-----------------------|--------------|------------------------------|----------------|---------------------------|----------------|-------------------------------|----------------|---------------------------------|----------------|
|                       |              | No engaged                   | No of days     | No engaged                | No of days     | No engaged                    | No of days     | No engaged                      | No of days     |
| All Persons           | <b>Total</b> | <b>48,344</b>                | <b>256,137</b> | <b>50,608</b>             | <b>259,632</b> | <b>43,551</b>                 | <b>222,287</b> | <b>32,566</b>                   | <b>175,033</b> |
|                       | Male         | 30,617                       | 168,044        | 36,048                    | 190,053        | 29,625                        | 158,965        | 21,676                          | 123,404        |
|                       | Female       | 17,728                       | 88,092         | 14,560                    | 69,579         | 13,926                        | 63,322         | 10,890                          | 51,629         |
| Working Proprietors   | <b>Total</b> | <b>11,116</b>                | <b>114,824</b> | <b>12,152</b>             | <b>121,859</b> | <b>10,367</b>                 | <b>106,875</b> | <b>8,756</b>                    | <b>86,269</b>  |
|                       | Male         | 8,168                        | 93,565         | 9,350                     | 102,185        | 7,894                         | 88,782         | 6,294                           | 70,773         |
|                       | Female       | 2,949                        | 21,259         | 2,802                     | 19,674         | 2,472                         | 18,093         | 2,462                           | 15,496         |
| Unpaid Family Members | <b>Total</b> | <b>22,905</b>                | <b>119,057</b> | <b>19,709</b>             | <b>110,298</b> | <b>18,349</b>                 | <b>94,866</b>  | <b>15,876</b>                   | <b>76,544</b>  |
|                       | Male         | 11,452                       | 59,529         | 12,483                    | 65,862         | 11,603                        | 55,342         | 9,995                           | 43,430         |
|                       | Female       | 11,452                       | 59,529         | 7,227                     | 44,436         | 6,747                         | 39,523         | 5,880                           | 33,115         |
| Apprentice            | <b>Total</b> | <b>885</b>                   | <b>1,482</b>   | <b>1,806</b>              | <b>1,802</b>   | <b>1,294</b>                  | <b>1,431</b>   | <b>873</b>                      | <b>709</b>     |
|                       | Male         | 552                          | 1,082          | 1,246                     | 1,212          | 734                           | 1,105          | 590                             | 566            |
|                       | Female       | 333                          | 399            | 561                       | 589            | 561                           | 326            | 283                             | 143            |
| Paid Employees        | <b>Total</b> | <b>13,439</b>                | <b>20,774</b>  | <b>16,940</b>             | <b>25,673</b>  | <b>13,540</b>                 | <b>19,115</b>  | <b>7,060</b>                    | <b>11,511</b>  |
|                       | Male         | 10,445                       | 13,869         | 12,969                    | 20,793         | 9,394                         | 13,735         | 4,796                           | 8,636          |
|                       | Female       | 2,994                        | 6,905          | 3,971                     | 4,880          | 4,147                         | 5,380          | 2,264                           | 2,875          |

**TABLE 2.2.1.3 Farm gate Prices in Naira per Kilogram**

| <b>Staples</b> | <b>2005/06</b> |
|----------------|----------------|
| Maize          | 19.73          |
| Millet         | 19.79          |
| Guinea Corn    | 18.75          |
| Rice           | 25.84          |
| Cotton         | 33.44          |
| Beans          | 22.26          |
| Cassava        | 20.01          |
| Yam            | 20.02          |
| Cocoyam        | 16.71          |
| Melon          | 39.68          |
| Groundnut      | 24.09          |

**TABLE 2.2.1.4 Distribution of Crop Famers by Market Channel and State, 2006**

| State                      | On the farm      | In open market   | In cooperative society | Direct to Industry | Others         | Total            |
|----------------------------|------------------|------------------|------------------------|--------------------|----------------|------------------|
| Abia                       | 31,172           | 228,944          | 7,264                  | 1,108              | 7,329          | 275,816          |
| Adamawa                    | 9,596            | 101,688          | 8,497                  | 4,431              | 1,477          | 125,689          |
| Akwa Ibom                  | 53,113           | 243,283          | 3,340                  |                    | 7,976          | 307,712          |
| Anambra                    | 7,152            | 165,247          | 7,710                  | 2,415              |                | 182,524          |
| Bauchi                     | 15,949           | 342,194          | 9,632                  | 8,131              | 6,074          | 381,980          |
| Bayelsa                    | 11,689           | 28,949           | 1,344                  | 1,258              | 10,613         | 53,853           |
| Benue                      | 124,786          | 432,736          | 10,239                 |                    | 54,050         | 621,812          |
| Borno                      | 5,363            | 207,011          | 14,483                 | 4,739              | 4,739          | 236,335          |
| Cross River                | 40,778           | 98,032           | 2,079                  | 891                | 12,795         | 154,575          |
| Delta                      | 66,330           | 160,837          | 1,798                  |                    | 7,883          | 236,847          |
| Ebonyi                     | 27,903           | 153,407          | 19,732                 | 15,263             | 32,375         | 248,681          |
| Edo                        | 59,509           | 115,592          | 5,568                  | 2,422              | 157            | 183,250          |
| Ekiti                      | 47,052           | 82,153           | 10,634                 | 1,985              | 2,143          | 143,967          |
| Enugu                      | 52,038           | 220,623          | 6,342                  | 1,123              | 7,798          | 287,923          |
| Gombe                      |                  | 38,689           | 2,351                  |                    |                | 41,040           |
| Imo                        | 24,443           | 310,349          | 7,289                  | 9,224              | 30,541         | 381,846          |
| Jigawa                     | 19,770           | 154,291          | 10,376                 | 6,490              | 5,789          | 196,715          |
| Kaduna                     | 1,739            | 293,936          | 9,679                  | 1,531              | 3,192          | 310,077          |
| Kano                       | 49,582           | 622,456          | 17,248                 | 15,293             | 4,996          | 709,575          |
| Katsina                    | 2,613            | 403,743          | 24,277                 | 0                  | 23,730         | 454,363          |
| Kebbi                      | 19,047           | 156,326          | 6,504                  | 1,420              | 1,420          | 184,716          |
| Kogi                       | 35,176           | 167,222          | 821                    | 0                  | 16,857         | 220,077          |
| Kwara                      | 71,466           | 93,619           | 1,149                  | 1,251              | 3,651          | 171,136          |
| Lagos                      | 9,274            | 64,916           | 0                      | 0                  | 9,274          | 83,464           |
| Nassarawa                  | 26,262           | 149,414          | 4,269                  | 4,587              | 9,929          | 194,462          |
| Niger                      | 22,410           | 223,628          | 2,237                  | 940                | 17,515         | 266,730          |
| Ogun                       | 37,684           | 65,651           | 2,365                  | 3,222              | 3,976          | 112,898          |
| Ondo                       | 95,445           | 81,603           | 263                    | 0                  | 756            | 178,067          |
| Osun                       | 49,215           | 96,965           | 1,446                  | 419                | 5,442          | 153,487          |
| Oyo                        | 74,194           | 123,819          | 5,841                  | 4,899              | 4,899          | 213,653          |
| Plateau                    | 19,343           | 248,965          | 8,571                  | 9,377              | 16,768         | 303,023          |
| Rivers                     | 16,655           | 275,486          | 14,232                 |                    | 1,251          | 307,624          |
| Sokoto                     | 22,527           | 257,331          | 9,151                  |                    | 15,839         | 304,848          |
| Taraba                     | 27,868           | 158,990          | 9,646                  | 7,526              | 9,250          | 213,281          |
| Yobe                       | 4,517            | 130,676          | 551                    | 551                | 551            | 136,846          |
| Zamfara                    | 7,007            | 222,145          | 1,800                  | 1,263              | 1,623          | 233,838          |
| FCT                        | 7,603            | 43,805           |                        | 756                | 756            | 52,920           |
| <b>Nigeria</b>             | <b>1,196,269</b> | <b>6,964,721</b> | <b>248,728</b>         | <b>112,513</b>     | <b>343,416</b> | <b>8,865,647</b> |
| <b>Percentage of Total</b> | <b>13.5</b>      | <b>78.6</b>      | <b>2.8</b>             | <b>1.3</b>         | <b>3.9</b>     | <b>100.0</b>     |

**TABLE 2.2.1.5 Distribution (absolute) of crop farmers by problems encountered during storage and by state, 2006**

| State                      | Stealing         | Termites and insects | Lack of modern method of storage | Inadequate storage | Others           | Total             |
|----------------------------|------------------|----------------------|----------------------------------|--------------------|------------------|-------------------|
| Abia                       | 92,218           | 170,921              | 185,112                          | 137,053            | 47,644           | 632,949           |
| Adamawa                    | 51,616           | 65,598               | 84,466                           | 44,610             | 28,891           | 275,181           |
| Akwa Ibom                  | 38,807           | 54,309               | 166,268                          | 93,515             | 33,622           | 386,521           |
| Anambra                    | 30,467           | 145,740              | 155,215                          | 134,222            | 99,761           | 565,406           |
| Bauchi                     | 127,005          | 306,607              | 325,316                          | 228,909            | 88,567           | 1,076,404         |
| Bayelsa                    | 14,984           | 17,824               | 28,135                           | 24,241             | 13,740           | 98,924            |
| Benue                      | 187,023          | 289,770              | 290,841                          | 216,558            | 238,932          | 1,223,123         |
| Borno                      | 77,019           | 154,330              | 142,644                          | 120,115            | 9,634            | 503,743           |
| Cross River                | 62,946           | 70,946               | 84,724                           | 77,034             | 37,122           | 332,772           |
| Delta                      | 69,643           | 112,814              | 109,365                          | 99,976             | 63,195           | 454,993           |
| Ebonyi                     | 27,194           | 137,392              | 125,096                          | 99,351             | 70,296           | 459,328           |
| Edo                        | 82,035           | 79,179               | 102,732                          | 87,159             | 33,834           | 384,939           |
| Ekiti                      | 24,778           | 33,546               | 32,774                           | 16,086             | 5,580            | 112,764           |
| Enugu                      | 61,191           | 190,887              | 154,688                          | 140,174            | 107,464          | 654,404           |
| Gombe                      | 36,467           | 37,475               | 41,092                           | 40,485             | 8,229            | 163,748           |
| Imo                        | 56,501           | 242,924              | 256,627                          | 203,334            | 144,206          | 903,591           |
| Jigawa                     | 23,535           | 109,704              | 111,908                          | 91,197             | 73,750           | 410,094           |
| Kaduna                     | 50,032           | 189,772              | 201,640                          | 127,968            | 36,226           | 605,638           |
| Kano                       | 349,194          | 545,623              | 441,136                          | 388,773            | 163,616          | 1,888,342         |
| Katsina                    | 105,167          | 358,812              | 255,212                          | 86,483             | 133,327          | 939,000           |
| Kebbi                      | 67,697           | 117,098              | 132,673                          | 104,344            | 43,199           | 465,011           |
| Kogi                       | 98,004           | 105,923              | 90,085                           | 70,204             | 59,804           | 424,020           |
| Kwara                      | 53,907           | 72,019               | 85,558                           | 50,584             | 10,113           | 272,180           |
| Lagos                      | 0                | 13,911               | 3,091                            | 0                  | 3,091            | 20,093            |
| Nassarawa                  | 68,256           | 131,701              | 131,984                          | 103,894            | 31,487           | 467,322           |
| Niger                      | 70,970           | 137,116              | 176,978                          | 128,059            | 102,574          | 615,698           |
| Ogun                       | 17,025           | 55,772               | 53,321                           | 36,330             | 13,161           | 175,610           |
| Ondo                       | 50,081           | 122,486              | 140,211                          | 88,823             | 33,974           | 435,576           |
| Osun                       | 35,620           | 62,325               | 84,350                           | 62,230             | 33,964           | 278,489           |
| Oyo                        | 97,585           | 107,813              | 135,659                          | 116,507            | 97,345           | 554,908           |
| Plateau                    | 40,352           | 133,553              | 187,148                          | 141,214            | 99,148           | 601,416           |
| Rivers                     | 76,714           | 249,310              | 82,152                           | 61,771             | 9,165            | 479,112           |
| Sokoto                     | 40,418           | 150,975              | 136,464                          | 82,550             | 54,591           | 464,998           |
| Taraba                     | 75,522           | 127,799              | 154,510                          | 149,951            | 43,671           | 551,453           |
| Yobe                       | 43,393           | 116,278              | 70,544                           | 51,108             | 23,564           | 304,887           |
| Zamfara                    | 116,872          | 161,125              | 192,748                          | 145,429            | 48,727           | 664,901           |
| FCT                        | 33,329           | 41,234               | 39,420                           | 30,348             | 24,775           | 169,106           |
| <b>Nigeria</b>             | <b>2,553,568</b> | <b>5,220,611</b>     | <b>5,191,883</b>                 | <b>3,880,591</b>   | <b>2,169,992</b> | <b>19,016,646</b> |
| <b>Percentage of Total</b> | <b>13.4</b>      | <b>27.5</b>          | <b>27.3</b>                      | <b>20.4</b>        | <b>11.4</b>      | <b>100.0</b>      |

TABLE 2.2.1.6. Distribution (absolute) of crop farmers by problems encountered during production process and by state, 2006

| State                      | Lack of personnel | Lack of fund     | Lack of modern methods/ equipment | Lack of encouragement from government | Lack of credit facilities | Far distance     | Lack of Infrastructure | Others           | Total             |
|----------------------------|-------------------|------------------|-----------------------------------|---------------------------------------|---------------------------|------------------|------------------------|------------------|-------------------|
| Abia                       | 106,990           | 220,810          | 191,417                           | 209,160                               | 219,169                   | 97,855           | 152,048                | 48,284           | 1,245,733         |
| Adamawa                    | 38,037            | 93,637           | 88,784                            | 77,030                                | 93,952                    | 39,179           | 65,226                 | 21,074           | 516,919           |
| Akwa Ibom                  | 67,245            | 229,749          | 110,937                           | 98,500                                | 194,806                   | 32,576           | 129,555                | 27,292           | 890,659           |
| Anambra                    | 29,910            | 181,409          | 157,537                           | 143,604                               | 146,112                   | 63,442           | 143,418                | 89,079           | 954,512           |
| Bauchi                     | 198,718           | 339,303          | 333,948                           | 324,974                               | 326,175                   | 211,328          | 328,556                | 102,838          | 2,165,840         |
| Bayelsa                    | 9,215             | 29,393           | 29,576                            | 28,366                                | 29,576                    | 16,028           | 28,003                 | 13,130           | 183,285           |
| Benue                      | 183,878           | 411,478          | 365,369                           | 412,794                               | 410,161                   | 220,015          | 327,893                | 215,108          | 2,546,695         |
| Borno                      | 75,160            | 197,362          | 139,404                           | 181,884                               | 159,097                   | 84,427           | 125,932                | 8,464            | 971,730           |
| Cross River                | 43,995            | 101,788          | 90,775                            | 92,087                                | 96,244                    | 76,137           | 94,091                 | 37,072           | 632,189           |
| Delta                      | 63,437            | 159,169          | 118,285                           | 138,398                               | 150,447                   | 81,015           | 136,791                | 55,520           | 903,062           |
| Ebonyi                     | 61,975            | 160,046          | 138,752                           | 136,996                               | 139,102                   | 109,482          | 126,174                | 85,964           | 958,492           |
| Edo                        | 66,291            | 114,344          | 93,682                            | 93,179                                | 106,203                   | 64,036           | 90,253                 | 27,636           | 655,624           |
| Ekiti                      | 23,366            | 74,166           | 28,837                            | 18,930                                | 54,516                    | 33,526           | 28,096                 | 1,793            | 263,230           |
| Enugu                      | 85,719            | 265,318          | 180,641                           | 227,491                               | 218,115                   | 111,207          | 167,290                | 105,502          | 1,361,282         |
| Gombe                      | 33,264            | 35,537           | 36,312                            | 36,028                                | 36,028                    | 29,117           | 32,037                 | 8,849            | 247,172           |
| Imo                        | 50,966            | 296,656          | 266,624                           | 266,589                               | 302,548                   | 168,527          | 288,093                | 131,396          | 1,771,398         |
| Jigawa                     | 39,459            | 158,237          | 125,428                           | 120,280                               | 128,432                   | 87,852           | 121,182                | 69,885           | 850,754           |
| Kaduna                     | 94,718            | 306,054          | 234,822                           | 224,130                               | 273,695                   | 140,000          | 184,271                | 37,480           | 1,495,170         |
| Kano                       | 295,061           | 593,217          | 555,181                           | 522,401                               | 511,974                   | 359,534          | 430,307                | 123,472          | 3,391,147         |
| Katsina                    | 168,163           | 428,856          | 302,738                           | 303,757                               | 296,413                   | 81,891           | 193,697                | 120,237          | 1,895,751         |
| Kebbi                      | 129,115           | 152,211          | 149,003                           | 141,018                               | 133,655                   | 102,451          | 118,456                | 44,623           | 970,531           |
| Kogi                       | 70,155            | 171,691          | 110,687                           | 140,228                               | 155,360                   | 81,212           | 104,477                | 52,953           | 886,765           |
| Kwara                      | 9,969             | 93,127           | 75,609                            | 77,189                                | 92,942                    | 57,640           | 85,517                 | 9,784            | 501,777           |
| Lagos                      | 3,091             | 34,004           | 38,641                            | 23,184                                | 37,095                    | 3,091            | 20,093                 | 3,091            | 162,291           |
| Nassarawa                  | 81,488            | 146,513          | 147,503                           | 150,393                               | 148,423                   | 122,137          | 128,942                | 49,836           | 975,235           |
| Niger                      | 111,321           | 219,767          | 210,342                           | 188,102                               | 215,249                   | 130,469          | 211,758                | 138,269          | 1,425,278         |
| Ogun                       | 37,341            | 102,812          | 79,284                            | 78,221                                | 96,335                    | 66,088           | 77,090                 | 15,560           | 552,732           |
| Ondo                       | 106,342           | 165,503          | 157,912                           | 139,777                               | 159,472                   | 96,864           | 158,034                | 85,426           | 1,069,329         |
| Osun                       | 37,732            | 109,951          | 86,195                            | 91,904                                | 110,161                   | 39,140           | 62,354                 | 36,400           | 573,836           |
| Oyo                        | 123,442           | 191,842          | 191,277                           | 189,644                               | 188,722                   | 129,891          | 165,964                | 142,803          | 1,323,585         |
| Plateau                    | 106,574           | 227,877          | 229,307                           | 234,307                               | 237,504                   | 157,648          | 219,321                | 103,065          | 1,515,603         |
| Rivers                     | 21,836            | 238,409          | 53,959                            | 60,289                                | 84,913                    | 39,503           | 53,002                 | 35,822           | 587,732           |
| Sokoto                     | 53,866            | 249,521          | 150,184                           | 165,534                               | 200,254                   | 76,514           | 120,457                | 53,190           | 1,069,520         |
| Taraba                     | 87,301            | 158,172          | 153,889                           | 139,080                               | 153,766                   | 117,219          | 154,703                | 43,650           | 1,007,780         |
| Yobe                       | 46,732            | 120,165          | 68,925                            | 59,471                                | 77,833                    | 53,340           | 50,775                 | 24,097           | 501,337           |
| Zamfara                    | 153,397           | 191,902          | 167,004                           | 168,346                               | 164,638                   | 135,720          | 153,039                | 71,745           | 1,205,792         |
| FCT                        | 37,865            | 44,064           | 41,083                            | 32,594                                | 42,617                    | 38,383           | 42,811                 | 22,572           | 301,990           |
| <b>Nigeria</b>             | <b>2,953,131</b>  | <b>7,014,060</b> | <b>5,699,853</b>                  | <b>5,735,857</b>                      | <b>6,191,704</b>          | <b>3,554,482</b> | <b>5,119,706</b>       | <b>2,262,963</b> | <b>38,531,756</b> |
| <b>Percentage of Total</b> | <b>7.7</b>        | <b>18.2</b>      | <b>14.8</b>                       | <b>14.9</b>                           | <b>16.1</b>               | <b>9.2</b>       | <b>13.3</b>            | <b>5.9</b>       | <b>100.0</b>      |

**TABLE 2.2.1.7a. Distribution (absolute) of crop farmers by access to any ICT facility by state, 2006**

| S/N                        | State       | Radio            |                | Television       |                  | Telephone (fixed) |                  |
|----------------------------|-------------|------------------|----------------|------------------|------------------|-------------------|------------------|
|                            |             | Yes              | No             | Yes              | No               | Yes               | No               |
| 1                          | Abia        | 216,725          | 21,766         | 129,609          | 108,364          | 3,152             | 232,532          |
| 2                          | Adamawa     | 171,767          | 9,956          | 46,328           | 137,245          | 1,081             | 183,948          |
| 3                          | Akwa Ibom   | 89,303           | 6,331          | 62,160           | 30,108           | 3,365             | 84,692           |
| 4                          | Anambra     | 184,475          | 5,202          | 152,800          | 36,876           | 11,890            | 175,836          |
| 5                          | Bauchi      | 347,277          | 20,296         | 107,691          | 285,167          | 0                 | 397,251          |
| 6                          | Bayelsa     | 5,701            | 1,046          | 4,744            | 2,004            | 0                 | 5,749            |
| 7                          | Benue       | 391,825          | 49,901         | 51,396           | 386,784          | 0                 | 439,651          |
| 8                          | Borno       | 306,923          | 101,338        | 48,393           | 362,869          | 1,847             | 401,807          |
| 9                          | Cross River | 14,181           | 2,722          | 11,557           | 5,346            | 0                 | 16,903           |
| 10                         | Delta       | 17,114           | 5,854          | 15,524           | 7,445            | 0                 | 22,968           |
| 11                         | Ebonyi      | 115,257          | 39,829         | 25,341           | 129,542          | 0                 | 156,582          |
| 12                         | Edo         | 9,760            | 2,202          | 9,089            | 2,873            | 0                 | 11,962           |
| 13                         | Ekiti       | 83,569           | 4,736          | 40,813           | 47,492           | 0                 | 87,558           |
| 14                         | Enugu       | 179,438          | 86,639         | 29,979           | 237,311          | 3,611             | 265,561          |
| 15                         | Gombe       | 70,571           | 0              | 15,166           | 56,826           | 0                 | 71,992           |
| 16                         | Imo         | 269,847          | 55,810         | 179,249          | 145,775          | 3,662             | 315,298          |
| 17                         | Jigawa      | 308,322          | 7,171          | 43,425           | 269,904          | 0                 | 313,329          |
| 18                         | Kaduna      | 425,891          | 96,819         | 159,307          | 397,814          | 2,958             | 556,887          |
| 19                         | Kano        | 1,149,332        | 39,709         | 190,987          | 998,054          | 12,013            | 1,177,029        |
| 20                         | Katsina     | 682,249          | 124,609        | 97,773           | 709,085          | 24,187            | 782,671          |
| 21                         | Kebbi       | 249,043          | 28,206         | 42,336           | 234,125          | 3,015             | 273,445          |
| 22                         | Kogi        | 136,433          | 39,070         | 51,655           | 105,759          | 904               | 155,048          |
| 23                         | Kwara       | 90,358           | 10,646         | 34,317           | 66,686           | 0                 | 100,819          |
| 24                         | Lagos       | 66,462           | 0              | 60,279           | 6,183            | 46,369            | 20,093           |
| 25                         | Nassarawa   | 143,694          | 5,024          | 16,899           | 132,656          | 1,734             | 146,654          |
| 26                         | Niger       | 227,193          | 5,941          | 74,768           | 158,367          | 9,995             | 222,894          |
| 27                         | Ogun        | 97,620           | 13,058         | 48,814           | 61,864           | 0                 | 110,198          |
| 28                         | Ondo        | 157,193          | 6,771          | 94,895           | 69,069           | 973               | 162,833          |
| 29                         | Osun        | 107,782          | 6,526          | 68,176           | 43,393           | 0                 | 111,721          |
| 30                         | Oyo         | 164,106          | 18,026         | 118,297          | 63,836           | 1,801             | 181,839          |
| 31                         | Plateau     | 196,348          | 67,144         | 28,327           | 235,165          | 3,755             | 259,482          |
| 32                         | Rivers      | 15,637           | 0              | 11,809           | 3,828            | 0                 | 15,637           |
| 33                         | Sokoto      | 485,062          | 9,875          | 185,236          | 306,852          | 5,819             | 470,092          |
| 34                         | Taraba      | 118,719          | 41,337         | 20,752           | 139,304          | 1,305             | 160,069          |
| 35                         | Yobe        | 153,096          | 20,852         | 32,038           | 0                | 4,334             | 168,843          |
| 36                         | Zamfara     | 403,720          | 15,623         | 36,365           | 363,859          | 0                 | 392,205          |
| 37                         | FCT         | 41,256           | 5,400          | 26,978           | 19,678           | 4,406             | 42,250           |
| <b>Nigeria</b>             |             | <b>7,893,248</b> | <b>975,436</b> | <b>2,373,273</b> | <b>6,367,506</b> | <b>152,174</b>    | <b>8,694,328</b> |
| <b>Percentage of Total</b> |             | <b>58.8</b>      | <b>2.0</b>     | <b>17.7</b>      | <b>13.1</b>      | <b>1.1</b>        | <b>17.9</b>      |



**TABLE 2.2.1.7a Distribution (absolute) of crop farmers by access to any ICT Facility by state, 2006 (Contd)**

| STATE                      | Telephone (mobile) |                  | Personal computer (Pc) |                  | Internet      |                  |
|----------------------------|--------------------|------------------|------------------------|------------------|---------------|------------------|
|                            | Yes                | No               | Yes                    | No               | Yes           | No               |
| Abia                       | 76,448             | 160,713          | 123                    | 237,038          | 0             | 237,161          |
| Adamawa                    | 42,579             | 141,207          | 2,522                  | 181,390          | 1,315         | 183,713          |
| Akwa Ibom                  | 66,323             | 27,167           | 5,259                  | 84,692           | 3,390         | 86,561           |
| Anambra                    | 143,511            | 42,171           | 8,731                  | 180,945          | 9,196         | 180,480          |
| Bauchi                     | 102,686            | 284,513          | 345                    | 396,905          | 0             | 397,251          |
| Bayelsa                    | 4,465              | 1,950            | 0                      | 6,748            | 0             | 6,748            |
| Benue                      | 47,336             | 394,390          | 0                      | 439,651          | 3,257         | 436,395          |
| Borno                      | 77,877             | 325,777          | 1,006                  | 402,648          | 0             | 400,883          |
| Cross River                | 10,840             | 6,063            | 0                      | 16,903           | 0             | 16,903           |
| Delta                      | 20,260             | 2,708            | 1,694                  | 21,274           | 0             | 22,968           |
| Ebonyi                     | 54,653             | 106,140          | 4,711                  | 151,871          | 0             | 156,582          |
| Edo                        | 9,760              | 2,202            | 0                      | 11,962           | 0             | 12,102           |
| Ekiti                      | 42,328             | 45,977           | 448                    | 87,856           | 537           | 87,768           |
| Enugu                      | 67,118             | 194,528          | 2,701                  | 266,471          | 2,549         | 266,623          |
| Gombe                      | 12,350             | 59,642           | 0                      | 71,992           | 0             | 71,992           |
| Imo                        | 193,247            | 131,226          | 9,437                  | 316,220          | 7,351         | 318,306          |
| Jigawa                     | 73,150             | 240,180          | 2,804                  | 310,525          | 0             | 313,329          |
| Kaduna                     | 176,175            | 387,953          | 2,284                  | 561,843          | 2,284         | 561,843          |
| Kano                       | 273,881            | 915,160          | 0                      | 1,189,041        | 0             | 1,189,041        |
| Katsina                    | 134,189            | 668,898          | 37,439                 | 769,419          | 39,163        | 767,695          |
| Kebbi                      | 10,536             | 265,925          | 4,698                  | 271,762          | 0             | 276,461          |
| Kogi                       | 70,763             | 86,355           | 0                      | 155,952          | 197           | 155,952          |
| Kwara                      | 47,507             | 52,738           | 103                    | 100,901          | 0             | 101,004          |
| Lagos                      | 63,371             | 3,091            | 3,091                  | 63,371           | 0             | 66,462           |
| Nassarawa                  | 17,984             | 130,876          | 59                     | 150,463          | 0             | 151,041          |
| Niger                      | 57,049             | 177,533          | 5,809                  | 228,772          | 2,331         | 232,250          |
| Ogun                       | 54,161             | 56,517           | 1,817                  | 108,862          | 1,302         | 109,376          |
| Ondo                       | 111,618            | 52,346           | 3,113                  | 160,851          | 3,113         | 160,851          |
| Osun                       | 87,156             | 25,554           | 6,736                  | 106,241          | 0             | 112,178          |
| Oyo                        | 115,858            | 66,275           | 3,538                  | 180,102          | 837           | 182,803          |
| Plateau                    | 32,416             | 231,076          | 1,651                  | 261,840          | 1,651         | 261,840          |
| Rivers                     | 12,569             | 3,067            | 8,742                  | 6,895            | 0             | 15,637           |
| Sokoto                     | 299,077            | 193,011          | 17,432                 | 473,159          | 14,463        | 471,589          |
| Taraba                     | 18,634             | 142,153          | 4,097                  | 157,482          | 1,205         | 160,375          |
| Yobe                       | 37,625             | 134,573          | 0                      | 172,332          | 955           | 171,377          |
| Zamfara                    | 14,561             | 383,693          | 0                      | 393,592          | 0             | 393,592          |
| FCT                        | 22,205             | 24,451           | 0                      | 46,656           | 0             | 46,656           |
| <b>Nigeria</b>             | <b>2,702,264</b>   | <b>6,167,799</b> | <b>140,391</b>         | <b>8,744,630</b> | <b>95,095</b> | <b>8,783,788</b> |
| <b>Percentage of Total</b> | <b>20.1</b>        | <b>12.7</b>      | <b>1.0</b>             | <b>18.0</b>      | <b>0.7</b>    | <b>18.1</b>      |

**TABLE 2.2.1.7a. Distribution (absolute) of crop farmers by access to any ICT facility by state, 2006 (Contd.)**

| STATE                      | Website       |                  | Total             |                   |
|----------------------------|---------------|------------------|-------------------|-------------------|
|                            | Yes           | No               | Yes               | No                |
| Abia                       | 0             | 237,161          | 426,057           | 1,234,737         |
| Adamawa                    | 1,315         | 183,713          | 266,906           | 1,021,172         |
| Akwa Ibom                  | 0             | 89,951           | 229,799           | 409,501           |
| Anambra                    | 9,196         | 180,480          | 519,798           | 801,991           |
| Bauchi                     | 0             | 397,251          | 558,000           | 2,178,635         |
| Bayelsa                    | 0             | 6,748            | 14,910            | 30,992            |
| Benue                      | 0             | 439,651          | 493,813           | 2,586,424         |
| Borno                      | 0             | 400,883          | 436,047           | 2,396,205         |
| Cross River                | 0             | 16,903           | 36,577            | 81,742            |
| Delta                      | 0             | 22,968           | 54,592            | 106,187           |
| Ebonyi                     | 0             | 154,882          | 199,961           | 895,428           |
| Edo                        | 0             | 12,102           | 28,608            | 55,405            |
| Ekiti                      | 0             | 88,305           | 167,695           | 449,691           |
| Enugu                      | 2,549         | 266,623          | 287,944           | 1,583,756         |
| Gombe                      | 0             | 71,992           | 98,086            | 404,435           |
| Imo                        | 3,634         | 322,023          | 666,428           | 1,604,659         |
| Jigawa                     | 0             | 310,685          | 427,701           | 1,765,124         |
| Kaduna                     | 2,284         | 555,564          | 771,182           | 3,118,723         |
| Kano                       | 0             | 1,185,566        | 1,626,213         | 6,693,601         |
| Katsina                    | 31,675        | 775,183          | 1,046,677         | 4,597,561         |
| Kebbi                      | 0             | 275,970          | 309,628           | 1,625,894         |
| Kogi                       | 1,380         | 154,571          | 261,332           | 852,706           |
| Kwara                      | 0             | 101,004          | 172,284           | 533,797           |
| Lagos                      | 3,091         | 63,371           | 242,663           | 222,570           |
| Nassarawa                  | 0             | 150,039          | 180,370           | 866,754           |
| Niger                      | 1,560         | 232,927          | 378,706           | 1,258,685         |
| Ogun                       | 0             | 109,547          | 203,714           | 569,423           |
| Ondo                       | 3,113         | 160,851          | 374,017           | 773,571           |
| Osun                       | 0             | 112,178          | 269,850           | 517,790           |
| Oyo                        | 837           | 182,803          | 405,275           | 875,683           |
| Plateau                    | 0             | 262,587          | 264,147           | 1,579,135         |
| Rivers                     | 0             | 15,637           | 48,757            | 60,700            |
| Sokoto                     | 0             | 484,724          | 1,007,089         | 2,409,302         |
| Taraba                     | 1,205         | 160,241          | 165,916           | 960,961           |
| Yobe                       | 955           | 171,377          | 229,003           | 839,354           |
| Zamfara                    | 0             | 387,931          | 454,647           | 2,330,494         |
| FCT                        | 0             | 46,656           | 94,846            | 231,746           |
| <b>Nigeria</b>             | <b>62,794</b> | <b>8,791,048</b> | <b>13,419,239</b> | <b>48,524,535</b> |
| <b>Percentage of Total</b> | <b>0.5</b>    | <b>18.1</b>      | <b>100.0</b>      | <b>100.0</b>      |

**TABLE 2.2.1.7b. Distribution (absolute) of crop farmers by possession of any ICT facility by state, 2006**

| State                      | Radio            |                  | Television       |                  | Telephone (fixed) |                  |
|----------------------------|------------------|------------------|------------------|------------------|-------------------|------------------|
|                            | Yes              | No               | Yes              | No               | Yes               | No               |
| Abia                       | 207,565          | 30,926           | 117,095          | 120,879          | 11,302            | 223,422          |
| Adamawa                    | 170,123          | 13,689           | 24,204           | 160,217          | 669               | 183,512          |
| Akwa Ibom                  | 85,190           | 10,443           | 20,836           | 71,432           | 0                 | 91,845           |
| Anambra                    | 164,597          | 25,080           | 81,648           | 108,028          | 0                 | 186,890          |
| Bauchi                     | 334,688          | 56,130           | 17,598           | 375,260          | 0                 | 397,251          |
| Bayelsa                    | 6,533            | 215              | 4,583            | 2,165            | 0                 | 6,748            |
| Benue                      | 382,300          | 61,367           | 28,575           | 415,091          | 4,149             | 439,518          |
| Borno                      | 289,499          | 121,392          | 22,861           | 390,078          | 1,853             | 411,774          |
| Cross River                | 13,339           | 3,564            | 5,593            | 11,310           | 0                 | 16,903           |
| Delta                      | 13,138           | 10,522           | 11,064           | 12,596           | 0                 | 23,660           |
| Ebonyi                     | 129,346          | 30,355           | 19,266           | 137,449          | 1,165             | 154,671          |
| Edo                        | 8,963            | 2,999            | 7,285            | 4,677            | 0                 | 11,962           |
| Ekiti                      | 81,888           | 7,014            | 39,898           | 49,005           | 0                 | 85,482           |
| Enugu                      | 172,914          | 96,349           | 27,218           | 243,259          | 971               | 270,567          |
| Gombe                      | 63,647           | 7,247            | 5,387            | 65,507           | 0                 | 70,894           |
| Imo                        | 265,112          | 60,546           | 122,640          | 203,017          | 0                 | 321,342          |
| Jigawa                     | 274,631          | 40,861           | 18,347           | 295,823          | 0                 | 314,171          |
| Kaduna                     | 449,463          | 73,248           | 96,975           | 461,495          | 1,739             | 560,857          |
| Kano                       | 955,304          | 233,737          | 118,541          | 1,070,500        | 0                 | 1,189,041        |
| Katsina                    | 576,943          | 229,915          | 79,188           | 727,670          | 7,488             | 799,370          |
| Kebbi                      | 235,133          | 40,819           | 34,254           | 242,995          | 4,207             | 271,745          |
| Kogi                       | 134,281          | 41,222           | 29,919           | 126,822          | 0                 | 155,952          |
| Kwara                      | 87,835           | 13,169           | 30,071           | 70,932           | 1,026             | 99,978           |
| Lagos                      | 66,462           | 0                | 57,188           | 9,274            | 21,639            | 44,823           |
| Nassarawa                  | 141,206          | 9,434            | 16,298           | 135,381          | 3,703             | 147,975          |
| Niger                      | 229,318          | 8,065            | 34,197           | 203,186          | 1,147             | 236,123          |
| Ogun                       | 90,765           | 21,849           | 15,637           | 96,977           | 0                 | 112,615          |
| Ondo                       | 138,983          | 24,980           | 62,166           | 101,798          | 0                 | 163,806          |
| Osun                       | 98,630           | 15,679           | 42,689           | 70,478           | 0                 | 111,416          |
| Oyo                        | 164,232          | 23,302           | 80,323           | 101,935          | 879               | 187,409          |
| Plateau                    | 180,390          | 83,317           | 6,978            | 256,729          | 0                 | 263,708          |
| Rivers                     | 15,637           | 0                | 7,438            | 8,199            | 0                 | 13,723           |
| Sokoto                     | 467,364          | 23,348           | 86,582           | 408,186          | 628               | 492,643          |
| Taraba                     | 110,900          | 49,156           | 11,358           | 149,460          | 2,684             | 158,895          |
| Yobe                       | 114,427          | 57,905           | 14,637           | 157,695          | 771               | 171,561          |
| Zamfara                    | 396,214          | 21,866           | 36,074           | 367,675          | 0                 | 399,086          |
| FCT                        | 36,547           | 10,109           | 19,634           | 27,022           | 0                 | 46,656           |
| <b>Nigeria</b>             | <b>7,353,507</b> | <b>1,559,821</b> | <b>1,454,247</b> | <b>7,460,201</b> | <b>66,020</b>     | <b>8,837,993</b> |
| <b>Percentage of Total</b> | <b>72.7</b>      | <b>3.0</b>       | <b>14.4</b>      | <b>14.3</b>      | <b>0.7</b>        | <b>16.9</b>      |

**TABLE 2.2.1.7b. Distribution (absolute) of crop farmers by possession of any ICT facility by state, 2006 (Contd)**

| STATE                      | Telephone (mobile) |                  | Personal computer (Pc) |                  | Internet      |                  |
|----------------------------|--------------------|------------------|------------------------|------------------|---------------|------------------|
|                            | Yes                | No               | Yes                    | No               | Yes           | No               |
| Abia                       | 70,346             | 166,816          | 123                    | 237,038          | 0             | 237,161          |
| Adamawa                    | 25,056             | 159,537          | 793                    | 183,389          | 234           | 183,948          |
| Akwa Ibom                  | 25,497             | 67,993           | 0                      | 91,845           | 0             | 91,845           |
| Anambra                    | 65,764             | 123,912          | 0                      | 189,676          | 0             | 188,190          |
| Bauchi                     | 19,881             | 367,319          | 1,707                  | 395,544          | 0             | 397,251          |
| Bayelsa                    | 3,252              | 3,495            | 0                      | 6,748            | 0             | 6,748            |
| Benue                      | 22,887             | 420,780          | 8,164                  | 435,502          | 8,164         | 435,502          |
| Borno                      | 14,330             | 399,297          | 0                      | 410,856          | 0             | 413,627          |
| Cross River                | 3,984              | 12,918           | 0                      | 16,903           | 0             | 16,903           |
| Delta                      | 6,292              | 17,368           | 0                      | 23,660           | 0             | 23,660           |
| Ebonyi                     | 50,238             | 106,456          | 1,329                  | 155,348          | 449           | 156,694          |
| Edo                        | 4,013              | 7,949            | 0                      | 11,962           | 0             | 11,962           |
| Ekiti                      | 18,865             | 70,038           | 0                      | 88,902           | 0             | 88,902           |
| Enugu                      | 26,823             | 237,190          | 971                    | 269,900          | 0             | 270,871          |
| Gombe                      | 3,062              | 67,832           | 0                      | 70,894           | 0             | 69,796           |
| Imo                        | 109,011            | 216,646          | 633                    | 325,024          | 0             | 325,657          |
| Jigawa                     | 29,484             | 284,686          | 0                      | 314,171          | 0             | 314,171          |
| Kaduna                     | 47,463             | 516,665          | 1,739                  | 562,388          | 1,739         | 562,388          |
| Kano                       | 115,696            | 1,073,346        | 0                      | 1,189,041        | 0             | 1,189,041        |
| Katsina                    | 69,492             | 737,367          | 22,464                 | 784,395          | 7,488         | 799,370          |
| Kebbi                      | 12,622             | 263,821          | 2,104                  | 274,339          | 2,104         | 274,339          |
| Kogi                       | 33,862             | 122,385          | 0                      | 155,952          | 394           | 155,952          |
| Kwara                      | 29,210             | 71,794           | 0                      | 101,004          | 0             | 101,004          |
| Lagos                      | 43,278             | 23,184           | 0                      | 66,462           | 0             | 66,462           |
| Nassarawa                  | 16,345             | 135,333          | 1,144                  | 151,572          | 0             | 152,716          |
| Niger                      | 17,334             | 221,497          | 0                      | 235,014          | 0             | 236,574          |
| Ogun                       | 10,488             | 102,127          | 0                      | 112,615          | 0             | 112,615          |
| Ondo                       | 49,641             | 114,323          | 3,113                  | 160,851          | 0             | 163,964          |
| Osun                       | 31,167             | 80,858           | 0                      | 114,309          | 0             | 114,309          |
| Oyo                        | 55,922             | 132,052          | 3,957                  | 184,331          | 3,957         | 181,630          |
| Plateau                    | 13,800             | 249,908          | 0                      | 263,708          | 0             | 263,708          |
| Rivers                     | 8,199              | 7,438            | 0                      | 15,637           | 0             | 15,637           |
| Sokoto                     | 16,442             | 478,326          | 0                      | 494,768          | 0             | 494,768          |
| Taraba                     | 11,672             | 149,115          | 3,263                  | 158,316          | 1,307         | 160,272          |
| Yobe                       | 9,989              | 163,824          | 771                    | 173,177          | 771           | 171,561          |
| Zamfara                    | 20,645             | 383,103          | 0                      | 399,086          | 1,096         | 397,990          |
| FCT                        | 18,878             | 27,778           | 0                      | 46,656           | 0             | 46,656           |
| <b>Nigeria</b>             | <b>1,130,928</b>   | <b>7,784,475</b> | <b>52,274</b>          | <b>8,870,982</b> | <b>27,703</b> | <b>8,893,844</b> |
| <b>Percentage of Total</b> | <b>11.2</b>        | <b>14.9</b>      | <b>0.5</b>             | <b>17.0</b>      | <b>0.3</b>    | <b>17.0</b>      |

**TABLE 2.2.1.7b. Distribution (absolute) of crop farmers by possession of any ICT facility by state, 2006 (Contd)**

| STATE                      | Website       |                  | Total             |                   |
|----------------------------|---------------|------------------|-------------------|-------------------|
|                            | Yes           | No               | Yes               | No                |
| Abia                       | 0             | 235,979          | 406,431           | 1,252,221         |
| Adamawa                    | 234           | 183,948          | 221,313           | 1,068,239         |
| Akwa Ibom                  | 0             | 91,845           | 131,524           | 517,248           |
| Anambra                    | 0             | 189,398          | 312,009           | 1,011,173         |
| Bauchi                     | 0             | 396,593          | 373,874           | 2,385,348         |
| Bayelsa                    | 0             | 6,748            | 14,368            | 32,865            |
| Benue                      | 6,090         | 437,577          | 460,330           | 2,645,337         |
| Borno                      | 0             | 411,897          | 328,543           | 2,558,921         |
| Cross River                | 0             | 16,903           | 22,916            | 95,403            |
| Delta                      | 0             | 23,660           | 30,494            | 135,125           |
| Ebonyi                     | 449           | 156,893          | 202,242           | 897,867           |
| Edo                        | 0             | 11,962           | 20,260            | 63,473            |
| Ekiti                      | 0             | 88,902           | 140,651           | 478,246           |
| Enugu                      | 971           | 269,900          | 229,867           | 1,658,035         |
| Gombe                      | 0             | 69,796           | 72,095            | 421,965           |
| Imo                        | 0             | 323,978          | 497,397           | 1,776,210         |
| Jigawa                     | 0             | 314,171          | 322,463           | 1,878,053         |
| Kaduna                     | 1,739         | 562,388          | 600,855           | 3,299,430         |
| Kano                       | 0             | 1,189,041        | 1,189,541         | 7,133,748         |
| Katsina                    | 7,488         | 799,370          | 770,550           | 4,877,458         |
| Kebbi                      | 2,104         | 274,339          | 292,527           | 1,642,399         |
| Kogi                       | 0             | 155,541          | 198,455           | 913,825           |
| Kwara                      | 0             | 101,004          | 148,141           | 558,884           |
| Lagos                      | 0             | 66,462           | 188,566           | 276,667           |
| Nassarawa                  | 0             | 152,716          | 178,695           | 885,127           |
| Niger                      | 0             | 236,574          | 281,995           | 1,377,034         |
| Ogun                       | 0             | 112,615          | 116,890           | 671,413           |
| Ondo                       | 0             | 163,175          | 253,903           | 892,897           |
| Osun                       | 0             | 114,309          | 172,486           | 621,358           |
| Oyo                        | 3,957         | 181,630          | 313,227           | 992,289           |
| Plateau                    | 0             | 262,057          | 201,169           | 1,643,136         |
| Rivers                     | 0             | 15,637           | 31,273            | 76,270            |
| Sokoto                     | 0             | 492,716          | 571,016           | 2,884,754         |
| Taraba                     | 1,009         | 160,571          | 142,194           | 985,784           |
| Yobe                       | 2,387         | 171,561          | 143,754           | 1,067,284         |
| Zamfara                    | 2,262         | 389,333          | 456,291           | 2,358,139         |
| FCT                        | 0             | 46,656           | 75,060            | 251,532           |
| <b>Nigeria</b>             | <b>28,688</b> | <b>8,877,841</b> | <b>10,113,368</b> | <b>52,285,157</b> |
| <b>Percentage of Total</b> | <b>0.3</b>    | <b>17.0</b>      | <b>100.0</b>      | <b>100.0</b>      |

TABLE 2.2.1.8a

## AREA PLANTED OF MAJOR CROPS BY STATE (THOUSAND HECTARES) 2006

| STATE       | Cassava  | Millet   | Groundnut | Guinea corn | Beans    | Maize    | Cocoyam | Melon  | Yam      | Rice     | Cotton |
|-------------|----------|----------|-----------|-------------|----------|----------|---------|--------|----------|----------|--------|
| Abia        | 31.88    |          | 0.32      |             | 0.48     | 73.12    | 29.09   | 8.82   | 30.65    | 22.06    |        |
| Adamawa     | 1.74     | 4.31     | 40.85     | 138.14      | 79.80    | 211.30   | 1.61    |        | 0.94     | 61.49    | 10.27  |
| Akwa Ibom   | 157.31   |          |           |             | 3.37     | 74.92    | 52.67   | 12.97  | 21.97    | 0.12     |        |
| Anambra     | 79.31    |          |           |             |          | 40.11    | 34.82   | 3.44   | 42.08    | 12.99    |        |
| Bauchi      | 1.85     | 297.28   | 106.33    | 355.30      | 204.78   | 140.88   |         |        |          | 29.62    | 13.66  |
| Bayelsa     | 3.90     |          |           |             |          | 10.42    | 10.94   |        | 20.48    |          |        |
| Benue       | 271.21   | 44.45    | 151.24    | 120.97      | 35.74    | 143.96   |         |        | 181.88   | 141.56   |        |
| Borno       |          | 523.48   | 108.48    | 543.44      | 396.59   | 527.89   |         |        |          | 76.73    | 14.87  |
| Cross River | 191.56   |          | 4.55      |             | 11.66    | 82.12    | 54.09   | 2.19   | 107.67   | 0.44     |        |
| Delta       | 86.09    |          | 0.60      |             | 0.04     | 95.76    | 16.88   | 8.51   | 41.35    | 2.48     |        |
| Ebonyi      | 57.21    |          | 6.78      |             |          | 37.66    | 40.04   | 5.47   | 48.10    | 102.17   |        |
| Edo         | 52.29    |          | 2.72      |             | 0.92     | 60.51    | 3.50    | 11.23  | 25.20    | 7.45     |        |
| Ekiti       | 37.82    |          |           |             | 0.50     | 65.02    | 42.70   | 1.89   | 41.75    | 24.85    |        |
| Enugu       | 205.41   |          | 0.84      |             | 1.45     | 69.13    | 43.34   | 0.56   | 160.16   | 13.77    |        |
| Gombe       | 3.55     | 198.95   | 23.88     | 154.58      | 97.45    | 159.24   | 4.53    |        |          | 39.56    | 3.28   |
| Imo         | 166.95   |          | 0.10      |             | 0.81     | 96.83    | 24.57   | 17.52  | 33.34    | 0.58     |        |
| Jigawa      |          | 308.73   | 42.29     | 205.55      | 212.40   | 9.90     |         |        |          | 20.43    |        |
| Kaduna      | 219.47   | 373.43   | 154.44    | 346.66      | 181.07   | 437.90   | 0.09    | 0.30   | 142.10   | 259.04   | 0.14   |
| Kano        |          | 241.50   | 321.65    | 347.59      | 212.95   | 87.04    |         |        |          | 46.89    | 21.50  |
| Katsina     |          | 239.67   | 79.88     | 333.91      | 171.90   | 174.14   |         |        |          | 15.09    | 61.92  |
| Kebbi       |          | 186.29   | 23.92     | 177.16      | 114.00   | 37.32    |         |        |          | 34.54    |        |
| Kogi        | 177.23   | 17.54    | 15.59     | 48.13       | 46.39    | 180.46   | 13.71   |        | 73.02    | 39.87    |        |
| Kwara       | 47.02    | 9.41     | 6.78      | 40.90       | 6.55     | 83.62    |         | 5.65   | 29.56    | 20.76    |        |
| Lagos       | 50.20    |          | 1.26      |             | 1.91     | 0.93     | 17.11   | 3.11   | 4.71     | 3.61     |        |
| Nassarawa   | 40.90    | 33.46    | 50.58     | 92.53       | 120.04   | 83.16    |         | 9.24   | 53.26    | 52.47    |        |
| Niger       | 60.58    | 211.27   | 175.67    | 534.03      | 189.59   | 438.42   |         | 87.25  | 202.80   | 203.40   | 4.74   |
| Ogun        | 71.72    |          |           |             | 3.84     | 85.48    | 21.79   | 4.17   | 10.29    | 11.77    |        |
| Ondo        | 86.85    |          | 0.54      |             | 0.88     | 115.30   | 48.38   | 5.17   | 71.62    | 13.44    |        |
| Osun        | 45.69    |          |           |             |          | 58.25    | 20.55   | 0.13   | 10.72    | 9.72     |        |
| Oyo         | 139.04   | 5.98     | 9.90      | 60.74       | 20.06    | 226.23   | 7.41    | 5.91   | 65.88    |          |        |
| Plateau     | 27.25    | 115.46   | 32.37     | 116.11      | 37.24    | 208.71   |         |        | 31.26    | 30.68    |        |
| Rivers      | 117.50   |          | 0.37      |             | 0.44     | 82.46    | 25.19   | 2.59   | 68.78    |          |        |
| Sokoto      | 3.51     | 645.83   | 40.97     | 164.33      | 202.67   | 14.64    |         |        |          | 27.72    | 17.30  |
| Taraba      | 219.72   | 117.57   | 108.69    | 159.75      | 23.12    | 365.01   |         | 2.97   | 168.49   | 149.61   |        |
| Yobe        | 3.11     | 383.35   | 43.91     | 212.05      | 173.96   | 24.05    |         |        |          | 24.99    |        |
| Zamfara     |          | 303.15   | 109.96    | 418.63      | 544.92   | 61.23    |         |        |          | 23.42    | 74.32  |
| F.C.T       | 1.12     | 8.91     | 0.56      | 7.50        | 0.48     | 6.86     |         | 0.91   | 7.94     | 2.68     |        |
| Nigeria     | 2,659.00 | 4,270.00 | 1,666.00  | 4,578.00    | 3,098.00 | 4,670.00 | 513.00  | 200.00 | 1,696.00 | 1,526.00 | 222.00 |

TABLE 2.2.1.8b

## PRODUCTION OF MAJOR CROPS IN THOUSAND TONNES BY STATE. 2006

| STATE       | CASSAVA  | MILLET  | GROUNDNUT | GUINEA CORN | BEANS   | MAIZE   | COCOYAM | MELON  | YAM      | RICE    | COTTON |
|-------------|----------|---------|-----------|-------------|---------|---------|---------|--------|----------|---------|--------|
| Abia        | 616.10   |         | 0.55      |             | 0.82    | 128.65  | 154.13  | 13.13  | 653.19   | 56.57   |        |
| Adamawa     | 13.54    | 4.36    | 92.66     | 206.54      | 108.24  | 203.16  | 3.61    |        | 10.36    | 120.56  | 14.80  |
| Akwa Ibom   | 1518.97  |         |           |             | 7.91    | 84.27   | 116.31  | 4.45   | 162.95   | 0.29    |        |
| Anambra     | 1212.47  |         |           |             |         | 70.12   | 154.38  | 2.55   | 769.26   | 29.92   |        |
| Bauchi      | 17.67    | 367.60  | 157.11    | 379.85      | 142.55  | 189.36  |         |        |          | 49.82   | 31.96  |
| Bayelsa     | 49.33    |         |           |             |         | 11.45   | 40.93   |        | 257.98   |         |        |
| Benue       | 4117.66  | 81.99   | 418.02    | 248.75      | 49.38   | 165.84  |         |        | 3175.73  | 291.34  |        |
| Borno       |          | 695.59  | 305.07    | 838.97      | 666.30  | 695.89  |         |        |          | 134.89  | 106.86 |
| Cross River | 2646.68  |         | 6.86      |             | 21.72   | 120.13  | 228.12  | 2.55   | 1596.55  | 0.57    |        |
| Delta       | 1236.85  |         | 1.18      |             | 0.07    | 181.43  | 46.35   | 6.60   | 656.88   | 4.63    |        |
| Ebonyi      | 746.52   |         | 6.69      |             | 0.00    | 41.38   | 178.60  | 8.13   | 747.45   | 264.45  |        |
| Edo         | 717.49   |         | 4.96      |             | 1.24    | 104.15  | 14.42   | 13.83  | 387.03   | 19.29   |        |
| Ekiti       | 791.41   |         |           |             | 0.47    | 122.53  | 214.97  | 3.87   | 848.37   | 50.10   |        |
| Enugu       | 2673.77  |         | 0.83      |             | 2.22    | 109.59  | 197.24  | 0.71   | 2486.69  | 35.80   |        |
| Gombe       | 9.49     | 307.27  | 50.64     | 189.42      | 172.07  | 211.60  | 19.46   |        |          | 93.07   | 7.46   |
| Imo         | 2682.67  |         | 0.09      |             | 0.75    | 189.04  | 139.26  | 11.34  | 689.78   | 0.28    |        |
| Jigawa      |          | 311.25  | 27.51     | 158.40      | 112.34  | 7.17    |         |        |          | 37.31   |        |
| Kaduna      | 2356.43  | 851.70  | 394.31    | 770.95      | 271.58  | 1114.88 | 0.39    | 0.29   | 2115.18  | 675.09  | 0.19   |
| Kano        |          | 451.66  | 389.04    | 629.24      | 206.63  | 148.96  |         |        |          | 96.56   | 74.65  |
| Katsina     |          | 258.45  | 65.42     | 385.50      | 106.10  | 183.15  |         |        |          | 20.39   | 124.37 |
| Kebbi       |          | 263.33  | 40.56     | 223.28      | 101.49  | 35.60   |         |        |          | 73.41   |        |
| Kogi        | 3360.69  | 21.87   | 42.36     | 66.47       | 72.15   | 309.78  | 49.87   |        | 1118.59  | 83.95   |        |
| Kwara       | 669.89   | 14.30   | 23.59     | 65.18       | 7.61    | 112.29  |         | 2.98   | 472.05   | 49.63   |        |
| Lagos       | 784.83   |         | 2.84      |             | 3.15    | 1.99    | 36.51   | 4.07   | 35.35    | 7.57    |        |
| Nassarawa   | 604.89   | 51.48   | 90.24     | 171.67      | 133.13  | 122.11  |         | 14.94  | 1303.85  | 125.55  |        |
| Niger       | 613.72   | 237.17  | 371.05    | 517.28      | 638.35  | 412.57  |         | 237.95 | 2486.98  | 481.45  | 5.57   |
| Ogun        | 1264.71  |         |           |             | 3.93    | 103.11  | 80.66   | 6.12   | 120.10   | 14.25   |        |
| Ondo        | 1820.05  |         | 0.61      |             | 0.82    | 217.19  | 243.85  | 10.58  | 1457.19  | 26.83   |        |
| Osun        | 827.02   |         |           |             |         | 84.71   | 139.85  | 0.26   | 207.05   | 15.09   |        |
| Oyo         | 1677.25  | 7.87    | 27.39     | 67.49       | 32.56   | 341.08  | 21.56   | 12.06  | 1732.59  |         |        |
| Plateau     | 357.20   | 169.02  | 51.24     | 256.31      | 43.99   | 414.29  |         |        | 571.86   | 62.87   |        |
| Rivers      | 1400.16  |         | 0.34      |             | 0.63    | 121.26  | 139.50  | 3.19   | 895.68   |         |        |
| Sokoto      | 11.78    | 739.25  | 58.42     | 116.76      | 245.19  | 16.46   |         |        |          | 36.18   | 22.74  |
| Taraba      | 3213.25  | 159.40  | 207.98    | 234.61      | 30.41   | 563.71  |         | 9.19   | 3255.95  | 313.05  |        |
| Yobe        | 21.45    | 486.62  | 80.74     | 242.79      | 203.75  | 19.48   |         |        |          | 34.06   |        |
| Zamfara     |          | 449.91  | 142.66    | 699.67      | 380.82  | 59.22   |         |        |          | 24.66   | 127.38 |
| F.C.T       | 7.05     | 9.91    | 1.03      | 4.88        | 1.63    | 5.38    |         | 2.20   | 65.36    | 3.51    |        |
| Nigeria     | 38041.00 | 5940.00 | 3062.00   | 6474.00     | 3770.00 | 7023.00 | 2220.00 | 371.00 | 28280.00 | 3333.00 | 516.00 |

TABLE 2.2.2.1

Distribution of Livestock Farmers by Source and Type of Input, 2006

| ITEM                | MINISTRY EXTENTION |      | AGRO-SERVICE CENTER |      | FARM-SERVICE CENTER |      | COOPERATIVE SOCIETY |      | LOCAL MARKET |      | OTHERS    |      |
|---------------------|--------------------|------|---------------------|------|---------------------|------|---------------------|------|--------------|------|-----------|------|
|                     | Number             | %    | Number              | %    | Number              | %    | Number              | %    | Number       | %    | Number    | %    |
| LIVESTOCK FEEDS     | 105,730            | 28.9 | 31,270              | 22.6 | 53,984              | 24.6 | 36,682              | 14.0 | 4,046,027    | 51.4 | 1,591,276 | 59.7 |
| PULLET MASH         | 58,447             | 16.0 | 23,764              | 17.2 | 48,320              | 22.0 | 27,791              | 10.6 | 789,158      | 10.0 | 216,339   | 8.1  |
| GROWERS MASH        | 61,719             | 16.9 | 19,561              | 14.1 | 48,010              | 21.8 | 25,791              | 9.8  | 776,573      | 9.9  | 202,352   | 7.6  |
| LAYERS MASH         | 50,621             | 13.9 | 24,359              | 17.6 | 51,729              | 23.5 | 35,169              | 13.4 | 692,987      | 8.8  | 163,369   | 6.1  |
| BROILERS MASH       | 22,779             | 6.2  | 9,644               | 7.0  | 5,756               | 2.6  | 39,909              | 15.2 | 373,090      | 4.7  | 82,320    | 3.1  |
| OTHER POULTRY FEEDS | 26,002             | 7.1  | 17,980              | 13.0 | 5,088               | 2.3  | 41,981              | 16.0 | 670,663      | 8.5  | 296,934   | 11.1 |
| DAY OLD CHICKS      | 19,543             | 5.4  | 10,031              | 7.2  | 4,044               | 1.8  | 29,110              | 11.1 | 300,704      | 3.8  | 72,551    | 2.7  |
| ELECTRICITY/STOVE   | 20,379             | 5.6  | 1,761               | 1.3  | 2,935               | 1.3  | 25,463              | 9.7  | 222,920      | 2.8  | 39,892    | 1.5  |



TABLE 2.2.2.2

Number of Persons Engaged in Livestock Farming by Sex, 2006

| STATE        | WORKING PROPRIETOR |                   |                  | UNPAID FAMILY     |                   |                   | APPRENTICE       |                |                |
|--------------|--------------------|-------------------|------------------|-------------------|-------------------|-------------------|------------------|----------------|----------------|
|              | TOTAL              | MALE              | FEMALE           | TOTAL             | MALE              | FEMALE            | TOTAL            | MALE           | FEMALE         |
| Abia         | 358,421            | 90,436            | 267,985          | 61,528            | 20,448            | 41,080            | 1,343            |                | 1,343          |
| Adamawa      | 166,937            | 161,113           | 5,824            | 214,877           | 151,769           | 63,109            | 6,664            | 4,063          | 2,602          |
| Akwa ibom    | 442,251            | 260,785           | 181,466          | 596,295           | 271,025           | 325,270           | 2,588            | 1,270          | 1,318          |
| Anambra      | 462,043            | 323,001           | 139,042          | 479,712           | 68,695            | 411,017           |                  | 3,468          | .              |
| Bauchi       | 384,055            | 354,700           | 29,356           | 352,306           | 167,214           | 185,092           |                  |                |                |
| Benue        | 925,791            | 815,348           | 110,443          | 1,333,923         | 636,222           | 697,701           | 17,846           | -1,785         | 19,630         |
| Borno        | 361,412            | 361,412           | 0                | 858,746           | 387,289           | 471,457           | 9,038            | 0              | 9,038          |
| Cross Rivers | 290,646            | 203,368           | 87,278           | 491,413           | 206,696           | 284,718           | 3,795            | 1,843          | 1,952          |
| Delta        |                    | .                 | .                |                   | .                 | .                 |                  | .              | .              |
| Ebonyi       | 589,234            | 461,755           | 127,479          | 1,748,668         | 751,033           | 997,635           | 51,484           | 4,080          | 47,404         |
| Edo          | 268,845            | 181,777           | 87,068           | 357,220           | 174,838           | 182,382           | 848              | 439            | 410            |
| Enugu        | 788,398            | 454,275           | 334,123          | 792,069           | 279,890           | 512,179           | 4,846            | 1,322          | 3,524          |
| Imo          | 10,751             | 4,300             | 6,450            |                   | .                 | 8,601             |                  | .              | .              |
| Jigawa       | 1,058,864          | 881,815           | 177,049          | 2,137,969         | 1,278,048         | 859,921           | 69,215           | 29,021         | 40,194         |
| Kaduna       | 1,354,961          | 1,304,877         | 50,083           | 1,991,181         | 1,051,346         | 939,835           | 4,856            | 4,856          | 0              |
| Kano         | 3,697,896          | 3,426,225         | 271,670          | 8,147,734         | 5,873,138         | 2,274,596         | 521,374          | 349,310        | 172,064        |
| Katsina      | 1,952,356          | 1,577,383         | 374,974          | 2,806,327         | 1,738,528         | 1,067,799         | 183,749          | 132,172        | 51,576         |
| Kebbi        | 610,434            | 398,559           | 211,875          | 908,067           | 601,373           | 306,694           | 120,854          | 70,956         | 49,898         |
| Kogi         | 352,222            | 245,461           | 106,761          | 552,599           | 260,544           | 292,056           | 4,370            | 4,781          | -411           |
| Kwara        | 273,614            | 213,278           | 60,337           | 546,244           | 250,894           | 295,350           | 16,380           | 11,547         | 4,833          |
| Nassarawa    | 562,728            | 527,681           | 35,047           | 1,428,413         | 779,979           | 648,434           | 53,003           | 50,932         | 2,071          |
| Niger        | 453,479            | 441,490           | 11,989           | 365,338           | 250,992           | 114,347           | 14,844           | 8,895          | 5,948          |
| Ogun         | 82,268             | 46,669            | 35,599           |                   | .                 | 10,419            |                  | .              | .              |
| Ondo         | 126,468            | 67,805            | 58,663           | 98,996            | 30,026            | 68,970            | 37,913           | 17,926         | 19,987         |
| Osun         | 61,730             | 16,999            | 44,731           | 17,925            | 2,981             | 14,944            |                  | .              | .              |
| Oyo          | 962,524            | 542,972           | 419,552          | 390,211           | 187,818           | 202,394           | 6,386            | 6,386          | 0              |
| Plateau      | 578,449            | 531,698           | 46,751           | 1,320,041         | 759,572           | 560,469           | 8,988            | 4,629          | 4,359          |
| Rivers       | 394,315            | 228,596           | 165,719          | 576,286           | 276,406           | 299,879           | 43,812           | 23,865         | 19,947         |
| Sokoto       | 851,151            | 736,051           | 115,100          | 1,128,176         | 695,793           | 432,384           | 18,436           | 18,436         | 0              |
| Taraba       | 151,211            | 113,915           | 37,296           | 293,431           | 165,663           | 127,768           | 783              | 783            | 0              |
| Yobe         | 240,447            | 237,289           | 3,158            | 396,362           | 350,615           | 45,747            |                  | .              | .              |
| Zamfara      | 49,128             | 37,654            | 11,473           | 109,766           | 86,112            | 23,654            | 3,412            | 3,412          | 0              |
| FCT          | 32,836             | 31,324            | 1,512            | 7,266             | 798               | 6,468             |                  | 529            | .              |
| <b>Total</b> | <b>18,895,867</b>  | <b>15,280,013</b> | <b>3,615,854</b> | <b>30,528,110</b> | <b>17,755,742</b> | <b>12,772,368</b> | <b>1,210,824</b> | <b>753,137</b> | <b>457,687</b> |

**TABLE 2.2.2.2.(Contd) Number of Persons Engaged in Livestock Farming by Sex, 2006**

| WORKING PROPRIETOR | UNPAID FAMILY     |                   |              |                  |              |                   | APPRENTICE        |              |                   |           |                  |                |      |                |
|--------------------|-------------------|-------------------|--------------|------------------|--------------|-------------------|-------------------|--------------|-------------------|-----------|------------------|----------------|------|----------------|
|                    | STATE             | Total             | Male         | %                | Female       | %                 | Total             | Male         | %                 | Female    | %                | Total          | Male | %              |
| Abia               | 358,421           | 90,436            | 25.23        | 267,985          | 74.77        | 61,528            | 20,448            | 33.23        | 41,080            | 67        | 1,343            |                | 0    | 1,343          |
| Adamawa            | 166,937           | 161,113           | 96.51        | 5,824            | 3.49         | 214,877           | 151,769           | 70.63        | 63,109            | 29        | 6,664            | 4,063          |      | 2,602          |
| Akwa ibom          | 442,251           | 260,785           | 58.97        | 181,466          | 41.03        | 596,295           | 271,025           | 45.45        | 325,270           | 55        | 2,588            | 1,270          |      | 1,318          |
| Anambra            | 462,043           | 323,001           | 69.91        | 139,042          | 30.09        | 479,712           | 68,695            | 14.32        | 411,017           | 86        |                  | 3,468          |      |                |
| Bauchi             | 384,055           | 354,700           | 92.36        | 29,356           | 7.64         | 352,306           | 167,214           | 47.46        | 185,092           | 53        |                  |                |      |                |
| Benue              | 925,791           | 815,348           | 88.07        | 110,443          | 11.93        | 1,333,923         | 636,222           | 47.70        | 697,701           | 52        | 17,846           | -1,785         |      | 19,630         |
| Borno              | 361,412           | 361,412           | 100.00       | 0                | 0.00         | 858,746           | 387,289           | 45.10        | 471,457           | 55        | 9,038            | 0              |      | 9,038          |
| Cross Rivers       | 290,646           | 203,368           | 69.97        | 87,278           | 30.03        | 491,413           | 206,696           | 42.06        | 284,718           | 58        | 3,795            | 1,843          |      | 1,952          |
| Delta              |                   |                   |              |                  |              |                   |                   |              |                   |           |                  |                |      |                |
| Ebonyi             | 589,234           | 461,755           | 78.37        | 127,479          | 21.63        | 1,748,668         | 751,033           | 42.95        | 997,635           | 57        | 51,484           | 4,080          |      | 47,404         |
| Edo                | 268,845           | 181,777           | 67.61        | 87,068           | 32.39        | 357,220           | 174,838           | 48.94        | 182,382           | 51        | 848              | 439            |      | 410            |
| Enugu              | 788,398           | 454,275           | 57.62        | 334,123          | 42.38        | 792,069           | 279,890           | 35.34        | 512,179           | 65        | 4,846            | 1,322          |      | 3,524          |
| Imo                | 10,751            | 4,300             | 40.00        | 6,450            | 60.00        |                   |                   |              | 8,601             |           |                  |                |      |                |
| Jigawa             | 1,058,864         | 881,815           | 83.28        | 177,049          | 16.72        | 2,137,969         | 1,278,048         | 59.78        | 859,921           | 40        | 69,215           | 29,021         |      | 40,194         |
| Kaduna             | 1,354,961         | 1,304,877         | 96.30        | 50,083           | 3.70         | 1,991,181         | 1,051,346         | 52.80        | 939,835           | 47        | 4,856            | 4,856          |      | 0              |
| Kano               | 3,697,896         | 3,426,225         | 92.65        | 271,670          | 7.35         | 8,147,734         | 5,873,138         | 72.08        | 2,274,596         | 28        | 521,374          | 349,310        |      | 172,064        |
| Katsina            | 1,952,356         | 1,577,383         | 80.79        | 374,974          | 19.21        | 2,806,327         | 1,738,528         | 61.95        | 1,067,799         | 38        | 183,749          | 132,172        |      | 51,576         |
| Kebbi              | 610,434           | 398,559           | 65.29        | 211,875          | 34.71        | 908,067           | 601,373           | 66.23        | 306,694           | 34        | 120,854          | 70,956         |      | 49,898         |
| Kogi               | 352,222           | 245,461           | 69.69        | 106,761          | 30.31        | 552,599           | 260,544           | 47.15        | 292,056           | 53        | 4,370            | 4,781          |      | -411           |
| Kwara              | 273,614           | 213,278           | 77.95        | 60,337           | 22.05        | 546,244           | 250,894           | 45.93        | 295,350           | 54        | 16,380           | 11,547         |      | 4,833          |
| Nassarawa          | 562,728           | 527,681           | 93.77        | 35,047           | 6.23         | 1,428,413         | 779,979           | 54.60        | 648,434           | 45        | 53,003           | 50,932         |      | 2,071          |
| Niger              | 453,479           | 441,490           | 97.36        | 11,989           | 2.64         | 365,338           | 250,992           | 68.70        | 114,347           | 31        | 14,844           | 8,895          |      | 5,948          |
| Ogun               | 82,268            | 46,669            | 56.73        | 35,599           | 43.27        |                   |                   |              | 10,419            |           |                  |                |      |                |
| Ondo               | 126,468           | 67,805            | 53.61        | 58,663           | 46.39        | 98,996            | 30,026            | 30.33        | 68,970            | 70        | 37,913           | 17,926         |      | 19,987         |
| Osun               | 61,730            | 16,999            | 27.54        | 44,731           | 72.46        | 17,925            | 2,981             | 16.63        | 14,944            | 83        |                  |                |      |                |
| Oyo                | 962,524           | 542,972           | 56.41        | 419,552          | 43.59        | 390,211           | 187,818           | 48.13        | 202,394           | 52        | 6,386            | 6,386          |      | 0              |
| Plateau            | 578,449           | 531,698           | 91.92        | 46,751           | 8.08         | 1,320,041         | 759,572           | 57.54        | 560,469           | 42        | 8,988            | 4,629          |      | 4,359          |
| Rivers             | 394,315           | 228,596           | 57.97        | 165,719          | 42.03        | 576,286           | 276,406           | 47.96        | 299,879           | 52        | 43,812           | 23,865         |      | 19,947         |
| Sokoto             | 851,151           | 736,051           | 86.48        | 115,100          | 13.52        | 1,128,176         | 695,793           | 61.67        | 432,384           | 38        | 18,436           | 18,436         |      | 0              |
| Taraba             | 151,211           | 113,915           | 75.33        | 37,296           | 24.67        | 293,431           | 165,663           | 56.46        | 127,768           | 44        | 783              | 783            |      | 0              |
| Yobe               | 240,447           | 237,289           | 98.69        | 3,158            | 1.31         | 396,362           | 350,615           | 88.46        | 45,747            | 12        |                  |                |      |                |
| Zamfara            | 49,128            | 37,654            | 76.65        | 11,473           | 23.35        | 109,766           | 86,112            | 78.45        | 23,654            | 22        | 3,412            | 3,412          |      | 0              |
| FCT                | 32,836            | 31,324            | 95.40        | 1,512            | 4.60         | 7,266             | 798               | 10.98        | 6,468             | 89        |                  | 529            |      |                |
| <b>Total</b>       | <b>18,895,867</b> | <b>15,280,013</b> | <b>80.86</b> | <b>3,615,854</b> | <b>19.14</b> | <b>30,528,110</b> | <b>17,755,742</b> | <b>58.16</b> | <b>12,772,368</b> | <b>42</b> | <b>1,210,824</b> | <b>753,137</b> |      | <b>457,687</b> |

TABLE 2.2.2.3

## Stocks and Changes in Stocks of Livestock by Type, 2006

| LIVESTOCK/POULTRY DESCRIPTION | Initial population | Number born | Number bought | Number slaughtered | Number dead | Number sold | BALANCE    |
|-------------------------------|--------------------|-------------|---------------|--------------------|-------------|-------------|------------|
| CATTLE                        | 10,069,448         | 2,236,399   | 1,106,247     | 190,963            | 200,935     | 1,121,774   | 11,898,422 |
| GOAT                          | 36,115,821         | 18,440,368  | 3,747,405     | 2,855,106          | 1,679,762   | 6,376,792   | 47,391,934 |
| SHEEP                         | 15,613,179         | 7,944,082   | 2,253,944     | 1,597,283          | 540,290     | 3,189,763   | 20,483,869 |
| PIG                           | 1,122,809          | 1,318,395   | 88,394        | 77,824             | 175,552     | 327,637     | 1,948,585  |
| CAMEL                         | 71,164             | 43,612      | 12,907        | 2,947              | 3,277       | 13,270      | 108,189    |
| DONKEY                        | 492,597            | 92,201      | 55,308        | 50,294             | 31,987      | 51,352      | 506,473    |
| HORSE                         | 116,951            | 40,787      | 15,309        | 33,300             | 1,708       | 4,316       | 133,722    |
| OTHER ANIMALS                 | 536,845            | 116,752     | 42,693        | 81,655             | 80,196      | 90,194      | 444,246    |
| CHICKEN                       | 55,392,884         | 47,498,455  | 8,075,741     | 11,927,186         | 11,708,754  | 16,333,182  | 70,997,959 |
| GUINEA FOWL                   | 6,522,836          | 3,842,228   | 978,220       | 1,148,213          | 474,918     | 2,282,582   | 7,437,571  |
| DUCK                          | 2,087,153          | 2,134,494   | 177,187       | 278,938            | 460,991     | 850,757     | 2,808,147  |
| TURKEY                        | 466,217            | 77,241      | 847,133       | 62,175             | 36,313      | 389,404     | 902,700    |
| OTHER BIRDS                   | 347,965            | 189,837     | 31,636        | 68,461             | 54,076      | 91,967      | 354,935    |

TABLE 2.2.2.4

## Diary Products: Quantity and Value by Type, 2006

| DAIRY PRODUCTS | QUANTITY PRODUCED | VALUE OF PRODUCT     |
|----------------|-------------------|----------------------|
| EGGS (CRATES)  | 10,694,534        | 3,071,171,681        |
| MILK (LITRES)  | 8,068,053         | 437,157,468          |
| CHEESE (KG)    | 516,671           | 226,159,127          |
| BUTTER (KG)    | 1,633,750         | 97,931,885           |
| OTHER DAIRIES  | 14,947            | 1,186,265            |
| <b>Total</b>   | <b>20,927,955</b> | <b>3,833,606,426</b> |

**TABLE 2.2.2.5 Prices of Livestock Product by Type, 2006**

| <b>ITEM DESCRIPTION</b> | <b>APRIL-JUNE 2006</b> | <b>JULY-SEP 2006</b> | <b>OCT-DEC 2006</b> | <b>JAN-MAR 2006</b> |
|-------------------------|------------------------|----------------------|---------------------|---------------------|
| CATTLE (NO )            | 35172.29209            | 33063.53268          | 38364.56126         | 36164.76503         |
| GOAT (NO )              | 4210.496635            | 4247.749381          | 4684.406234         | 4706.133684         |
| SHEEP (NO )             | 5205.352981            | 5499.964141          | 5783.874424         | 5617.299865         |
| PIG (NO )               | 6087.171685            | 6712.016177          | 6993.611166         | 5806.085246         |
| CAMEL (NO )             | 15670.58378            | 13977.79794          | 18503.62355         | 21869.75147         |
| OTHER ANIMALS           | 1967.335939            | 846.5600292          | 1403.303696         | 2335.968614         |
| CHICKEN (NO )           | 700.9375965            | 636.5190588          | 810.2342918         | 723.5172256         |
| G FOWL (NO )            | 908.8483487            | 897.0303723          | 1255.776248         | 1126.30716          |
| DUCK (NO )              | 1022.367864            | 1496.021725          | 1488.444896         | 1582.170696         |
| TURKEY (NO )            | 7152.67823             | 5812.940192          | 4152.075097         | 2080.867162         |
| OTHER BIRDS(NO)         | 554.5538596            | 332.0451972          | 350                 | .                   |
| EGGS (CRATE)            | 362.8164043            | 342.247724           | 369.3421839         | 405.2444541         |
| MILK (LITRE)            | 424.2737135            | 389.6641889          | 370.7977863         | 438.6093933         |
| CHEESE (KG)             | 337.7957725            | 422.690025           | 371.0335649         | 252.7054184         |
| BUTTER (KG)             | 390.2501753            | 266.5052244          | 361.8714037         | 388.1912701         |
| OTHER DAIRIES           | 312.2180906            | 248.7276239          | 460.6278452         | .                   |

TABLE 2.2.2.6

## Funds Committed to Livestock Farming by Source, 2006

| STATE        | OWN FUNDS<br>AMOUNT   | RETAINED<br>PROFIT<br>AMOUNT | SHORT TERM<br>PRIV. LOAN<br>AMOUNT | NACRDB<br>AMOUNT   | BANKS<br>AMOUNT    | OTHERS<br>AMOUNT     | TOTAL FUNDS<br>AVAILABLE<br>AMOUNT |
|--------------|-----------------------|------------------------------|------------------------------------|--------------------|--------------------|----------------------|------------------------------------|
| Abia         | 188,067,555           | 4,465,576                    | .                                  | .                  |                    | 4,196,970            | 196,730,101                        |
| Adamawa      | 1,230,532,665         | 26,251,683                   |                                    | .                  | 3,252,167          | 16,837,884           | 1,276,874,399                      |
| Akwa ibom    | 924,985,503           | 9,082,881                    | 8,387,885                          | .                  | .                  | 29,995,675           | 972,451,943                        |
| Anambra      | 821,612,643           | .                            | .                                  | .                  |                    | 53,214,217           | 874,826,860                        |
| Bauchi       | 2,570,410,481         | 54,810,353                   | .                                  |                    |                    | .                    | 2,625,220,834                      |
| Benue        | 4,159,668,697         | 824,189,368                  | 7,495,200                          |                    |                    | 378,864,514          | 5,370,217,779                      |
| Borno        | 805,193,123           | .                            | .                                  |                    |                    | 271,688,243          | 1,076,881,366                      |
| Cross_rivers | 475,370,524           | 36,690,361                   | 1,626,286                          |                    |                    | .                    | 513,687,170                        |
| Delta        | .                     | .                            | .                                  |                    |                    | .                    | 0                                  |
| Ebonyi       | 1,863,213,687         | 56,207,276                   | .                                  |                    |                    | 69,704,453           | 1,989,125,415                      |
| Edo          | 122,476,464           | 511,921                      | .                                  | 468,042            |                    | 4,738,926            | 128,195,353                        |
| Enugu        | 1,382,595,257         | 15,831,667                   | .                                  | .                  |                    | .                    | 1,398,426,923                      |
| Imo          | 88,585,886            | .                            | .                                  | 322,521,429        | .                  | .                    | 411,107,314                        |
| Jigawa       | 5,872,757,387         | 2,135,067,805                | 3,204,800                          | 32,270,556         | 96,366,556         | 1,377,199,928        | 9,516,867,031                      |
| Kaduna       | 7,580,837,634         | 47,748,000                   | 23,355,000                         | .                  | 18,535,714         | 22,877,705           | 7,693,354,053                      |
| Kano         | 18,158,309,848        | 184,663,772                  | 23,388,222                         | .                  |                    | 202,973,081          | 18,569,334,924                     |
| Katsina      | 10,311,557,457        | 274,371,691                  | .                                  | .                  | 74,340,000         | 158,883,529          | 10,819,152,678                     |
| Kebbi        | 4,689,860,606         | 353,743,008                  |                                    | .                  | .                  | 11,977,754           | 5,055,581,368                      |
| Kogi         | 800,901,195           | 158,745,754                  |                                    | .                  |                    | 22,231,145           | 981,878,095                        |
| Kwara        | 461,598,681           | 33,894,109                   |                                    | 10,025,018         |                    | 3,132,818            | 508,650,626                        |
| Nassarawa    | 1,301,988,735         | 183,165,980                  | 2,901,632                          |                    |                    | 5,973,947            | 1,494,030,293                      |
| Niger        | 1,344,382,475         | .                            | 243,096                            |                    |                    | 4,184,189            | 1,348,809,760                      |
| Ogun         | 139,876,892           | .                            | .                                  |                    |                    | .                    | 139,876,892                        |
| Ondo         | 201,571,725           | 11,931,944                   | 16,491,852                         |                    |                    | .                    | 229,995,521                        |
| Osun         | 59,097,642            | .                            | .                                  |                    |                    | .                    | 59,097,642                         |
| Oyo          | 650,560,758           | 111,866,688                  | 108,158,400                        |                    |                    | 34,265,611           | 904,851,458                        |
| Plateau      | 2,130,140,400         | 6,345,355                    | .                                  |                    | 4,243,094          | 36,606,332           | 2,177,335,181                      |
| Rivers       | 923,534,536           | 114,106,603                  | 45,236,581                         |                    |                    | 3,561,935            | 1,086,439,655                      |
| Sokoto       | 5,822,323,788         | 133,826,302                  | 17,079,018                         |                    |                    | 37,715,350           | 6,010,944,458                      |
| Taraba       | 512,011,788           | 2,685,347                    | .                                  |                    |                    | 2,997,039            | 517,694,175                        |
| Yobe         | 771,307,019           | 11,752,000                   | 3,770,433                          |                    |                    | .                    | 786,829,452                        |
| Zamfara      | 3,081,758,660         | 12,762,071                   | .                                  | .                  | .                  | .                    | 3,094,520,731                      |
| FCT          | 38,774,400            | .                            | .                                  | .                  | .                  | .                    | 38,774,400                         |
| <b>Total</b> | <b>79,485,864,111</b> | <b>4,804,717,516</b>         | <b>261,338,403</b>                 | <b>365,285,044</b> | <b>196,737,531</b> | <b>2,753,821,249</b> | <b>87,867,763,854</b>              |

**TABLE 2.2.2.7**      **Number of livestock processing facilities by type and capacity,2006**

|               | <b>AVAILABLE<br/>CAPACITY</b> | <b>UTILIZED<br/>CAPACITY</b> |
|---------------|-------------------------------|------------------------------|
|               | 536527.2682                   | 439937.9194                  |
| REFRIGERATORS | 102711.9534                   | 89835.52168                  |
| SMOKING KILN  | 211333.7716                   | 155867.2832                  |
| DAIRIES       | 32205.84938                   | 23598.52857                  |
| OTHERS        | 112731.0665                   | 89044.87152                  |
| Total         | 995509.9091                   | 798284.1244                  |

**TABLE 2.2.2.8**      **Distribution of livestock farmers by market channel, 2006**

| <b>WHERE DO YOU SELL YOUR LIVESTOCK<br/>PRODUCE</b> |           | <b>%</b> |
|---|-----------|----------|
| IN THE FARM   | 558,090   | 6.8      |
| IN THE NEIGHBOURHOOD                                | 1,667,083 | 20.4     |
| IN THE OPEN MARKET                                  | 5,518,488 | 67.4     |
| IN THE COOPERATIVE SOCIETY                          | 113,797   | 1.4      |
| DIRECT TO THE INDUSTRY                              | 68,352    | 0.8      |
| OTHERS  | 262,049   | 3.2      |
| Total   | 8,187,859 |          |

**TABLE 2.2.2.9 Comparison of Livestock Farming Season between 2006 and 2005**

| FACTOR           | BETTER            |      | SAME             |              | WORST            |              | DON'T KNOW       |      |
|------------------|-------------------|------|------------------|--------------|------------------|--------------|------------------|------|
|                  |                   | %    |                  | %            |                  | %            |                  | %    |
| WEATHER          | 4,104,169         | 27.6 | 1,697,681        | 24.8         | 389,447          | 17.2         | 407,187          | 28.6 |
| HARVEST / OUTPUT | 3,784,883         | 25.4 | 1,747,051        | 25.5         | 479,443          | 21.2         | 300,205          | 21.1 |
| INCOME           | 3,567,656         | 24.0 | 1,684,032        | 24.6         | 716,054          | 31.6         | 340,768          | 24.0 |
| PRICE            | 3,418,000         | 23.0 | 1,728,741        | 25.2         | 678,784          | 30.0         | 374,474          | 26.3 |
| <b>Total</b>     | <b>14,874,708</b> |      | <b>6,857,505</b> | <b>100.0</b> | <b>2,263,728</b> | <b>100.0</b> | <b>1,422,634</b> |      |

**TABLE 2.2.210 Livestock farmers expectation for 2006 season by factor,2006**

| FACTOR           | BETTER          |      | SAME           |      | WORST         |      | DON'T KNOW     |      |
|------------------|-----------------|------|----------------|------|---------------|------|----------------|------|
|                  |                 | %    |                | %    |               | %    |                | %    |
| WEATHER          | 4635196         | 25.7 | 710697         | 25.0 | 87295         | 21.4 | 1156506        | 26.1 |
| HARVEST / OUTPUT | 4510716         | 25.0 | 690807         | 24.3 | 77481         | 19.0 | 1122130        | 25.3 |
| INCOME           | 4523313         | 25.1 | 717155         | 25.2 | 111004        | 27.3 | 1044170        | 23.5 |
| PRICE            | 4384939         | 24.3 | 725165         | 25.5 | 131409        | 32.3 | 1112587        | 25.1 |
| <b>Total</b>     | <b>18054164</b> |      | <b>2843824</b> |      | <b>407189</b> |      | <b>4435392</b> |      |

**TABLE 2.2.2.11 Distribution of Livestock Farmers by Problems Encountered in Purchasing Livestock Inputs, 2006**

| STATE     | TOO COSTLY/HIGH COST |       | LACK OF FUND (MONEY) |       |           | DON'T KNOW WHERE TO OBTAIN |           | NOT AVAILABLE |         |       | SCARE     |       | LACK OF TRANSPORT |       | BAD ROAD | OTHERS |
|-----------|----------------------|-------|----------------------|-------|-----------|----------------------------|-----------|---------------|---------|-------|-----------|-------|-------------------|-------|----------|--------|
|           |                      | %     |                      | %     |           | %                          |           | %             |         | %     |           | %     |                   | %     |          | %      |
| Abia      | 34,113               | 1.0   | 45,294               | 1.0   | 19,642    | 1.5                        | 17,191    | 1.4           | 18,483  | 2.3   | 31,897    | 2.0   | 34,952            | 1.9   | 15,646   | 1.9    |
| Adamawa   | 62,322               | 1.7   | 98,686               | 2.2   | 31,823    | 2.4                        | 21,890    | 1.8           | 10,411  | 1.3   | 33,697    | 2.1   | 24,812            | 1.4   | 21,048   | 2.5    |
| Anambra   | 29,724               | 0.8   | 29,724               | 0.7   | 5,945     | 0.5                        | 8,670     | 0.7           | 17,091  | 2.1   | 29,724    | 1.9   | 29,724            | 1.6   | 27,990   | 3.4    |
| Bauchi    | 193,658              | 5.4   | 259,590              | 5.8   | 97,802    | 7.4                        | 43,539    | 3.6           | 37,278  | 4.6   | 115,601   | 7.2   | 137,373           | 7.6   | 34,934   | 4.2    |
| Benue     | 280,200              | 7.8   | 364,633              | 8.2   | 206,029   | 15.6                       | 187,313   | 15.5          | 109,573 | 13.4  | 205,828   | 12.9  | 232,641           | 12.9  | 145,956  | 17.6   |
| Borno     | 76,190               | 2.1   | 134,390              | 3.0   | 42,115    | 3.2                        | 3,013     | 0.2           | 12,311  | 1.5   | 73,075    | 4.6   | 43,553            | 2.4   | 0        | 0.0    |
| Ebonyi    | 46,241               | 1.3   | 53,637               | 1.2   | 7,359     | 0.6                        | 6,703     | 0.6           | 16,575  | 2.0   | 27,456    | 1.7   | 31,038            | 1.7   | 26,193   | 3.2    |
| Enugu     | 25,221               | 0.7   | 24,339               | 0.5   | 2,203     | 0.2                        | 4,405     | 0.4           | 8,921   | 1.1   | 19,163    | 1.2   | 25,221            | 1.4   | 5,507    | 0.7    |
| Jigawa    | 275,846              | 7.7   | 297,841              | 6.7   | 95,710    | 7.2                        | 96,055    | 7.9           | 31,136  | 3.8   | 89,918    | 5.6   | 96,572            | 5.3   | 82,885   | 10.0   |
| Kaduna    | 295,589              | 8.3   | 395,330              | 8.9   | 31,121    | 2.4                        | 27,062    | 2.2           | 11,715  | 1.4   | 27,692    | 1.7   | 50,009            | 2.8   | 0        | 0.0    |
| Kano      | 889,555              | 24.8  | 976,023              | 22.0  | 337,902   | 25.6                       | 381,457   | 31.5          | 192,701 | 23.6  | 308,037   | 19.3  | 342,070           | 18.9  | 101,670  | 12.3   |
| Katsina   | 302,207              | 8.4   | 403,307              | 9.1   | 19,091    | 1.4                        | 16,714    | 1.4           | 14,510  | 1.8   | 36,678    | 2.3   | 41,045            | 2.3   | 44,483   | 5.4    |
| Kebbi     | 122,697              | 3.4   | 151,555              | 3.4   | 77,191    | 5.8                        | 71,512    | 5.9           | 30,542  | 3.7   | 37,307    | 2.3   | 50,032            | 2.8   | 19,219   | 2.3    |
| Kogi      | 81,163               | 2.3   | 97,642               | 2.2   | 12,536    | 0.9                        | 12,914    | 1.1           | 21,408  | 2.6   | 40,039    | 2.5   | 48,320            | 2.7   | 43,868   | 5.3    |
| Kwara     | 55,570               | 1.6   | 78,656               | 1.8   | 6,474     | 0.5                        | 8,205     | 0.7           | 8,115   | 1.0   | 33,596    | 2.1   | 52,363            | 2.9   | 11,129   | 1.3    |
| Nassarawa | 120,974              | 3.4   | 142,799              | 3.2   | 50,130    | 3.8                        | 53,765    | 4.4           | 66,094  | 8.1   | 112,537   | 7.0   | 128,405           | 7.1   | 36,316   | 4.4    |
| Niger     | 94,882               | 2.6   | 159,588              | 3.6   | 55,376    | 4.2                        | 31,030    | 2.6           | 24,130  | 3.0   | 33,352    | 2.1   | 69,342            | 3.8   | 38,309   | 4.6    |
| Plateau   | 142,317              | 4.0   | 150,572              | 3.4   | 79,423    | 6.0                        | 81,689    | 6.8           | 96,068  | 11.8  | 126,946   | 7.9   | 129,241           | 7.1   | 94,303   | 11.4   |
| Sokoto    | 170,559              | 4.8   | 266,814              | 6.0   | 42,179    | 3.2                        | 38,275    | 3.2           | 34,692  | 4.2   | 86,590    | 5.4   | 83,417            | 4.6   | 39,912   | 4.8    |
| Taraba    | 80,825               | 2.3   | 88,725               | 2.0   | 43,919    | 3.3                        | 36,791    | 3.0           | 21,978  | 2.7   | 37,003    | 2.3   | 39,774            | 2.2   | 19,435   | 2.3    |
| Yobe      | 75,295               | 2.1   | 107,275              | 2.4   | 18,490    | 1.4                        | 9,519     | 0.8           | 3,092   | 0.4   | 39,658    | 2.5   | 57,484            | 3.2   | 1,506    | 0.2    |
| Zamfara   | 121,132              | 3.4   | 109,270              | 2.5   | 33,668    | 2.5                        | 47,226    | 3.9           | 23,218  | 2.8   | 44,042    | 2.8   | 55,109            | 3.0   | 16,831   | 2.0    |
| FCT       | 6,149                | 0.2   | 8,165                | 0.2   | 4,301     | 0.3                        | 4,301     | 0.4           | 6,426   | 0.8   | 7,056     | 0.4   | 7,014             | 0.4   | 1,235    | 0.1    |
| Total     | 3,582,431            | 100.0 | 4,443,854            | 100.0 | 1,320,429 | 100.0                      | 1,209,240 | 100.0         | 816,467 | 100.0 | 1,596,891 | 100.0 | 1,809,512         | 100.0 | 828,374  | 100.0  |



**TABLE 2.2.2.12 Distribution of Livestock Farmers by Government Assistance Required, 2006**

| <b>WAY</b>     |                   | <b>%</b>     |
|----------------|-------------------|--------------|
| CREDIT         | 6,693,335         | 31.8         |
| GRAZING LAND   | 3,239,218         | 15.4         |
| INPUT          | 4,279,866         | 20.4         |
| INFRASTRUCTURE | 4,359,084         | 20.7         |
| OTHERS         | 2,452,841         | 11.7         |
| <b>Total</b>   | <b>21,024,345</b> | <b>100.0</b> |

**TABLE 2.2.2.13 Distribution of Livestock Farmers by ways that can improve livestock activities, 2006**

| <b>SUGGESTION</b>              |                   | <b>%</b>     |
|--------------------------------|-------------------|--------------|
| IMPROVED CREDIT FACILITIES     | 3,373,351         | 25.9         |
| IMPROVED STORAGE FACILITIES    | 2,340,911         | 18.0         |
| IMPROVED PROCESSING FACILITIES | 2,505,748         | 19.3         |
| GOOD PRICE POLICY (WEED OUT M) | 2,540,327         | 19.5         |
| DAMMING                        | 1,297,182         | 10.0         |
| OTHERS                         | 958,837           | 7.4          |
| <b>Total</b>                   | <b>13,016,357</b> | <b>100.0</b> |

**TABLE 2.2.2.14 Distribution of livestock farmers by problems encountered during marketing**

| <b>PROBLEM</b>        |                   | <b>%</b>     |
|-----------------------|-------------------|--------------|
| FAR DISTANCE          | 3,159,330         | 13.6         |
| TRANSPORTATION COST   | 4,855,012         | 21.0         |
| BAD ROAD              | 4,831,827         | 20.9         |
| LOW PRICE             | 4,891,673         | 21.1         |
| SCARCITY OF TRANSPORT | 3,484,814         | 15.0         |
| OTHERS                | 1,950,664         | 8.4          |
| <b>Total</b>          | <b>23,173,320</b> | <b>100.0</b> |

**TABLE 2.2.2.15a Distribution of Livestock Farmers by Possession of any Information and Communication Technology Facility**

| STATE     | ACCESS TO RADIO |             | ACCESS TO TELEVISION |             | ACCESS TO TELEPHONE (FIXED) |             | ACCESS TO TELEPHONE (MOBILE) |             | ACCESS TO PERSONAL COMPUTER |             |
|-----------|-----------------|-------------|----------------------|-------------|-----------------------------|-------------|------------------------------|-------------|-----------------------------|-------------|
|           | Yes             | No          | Yes                  | No          | Yes                         | No          | Yes                          | No          | Yes                         | No          |
| Abia      | 133782.6061     | 9434.787878 | 77677.51515          | 65539.87878 | 0                           | 143217.3939 | 58875.0909                   | 84342.30303 | 872.969697                  | 142344.4242 |
| Adamawa   | 157244.76       | 15210.13333 | 37120.56389          | 135334.3294 | 2651.766667                 | 169803.1267 | 19936.61556                  | 152518.2778 | 520.3466667                 | 171934.5467 |
| Akwa ibom | 168542.5587     | 17902.14231 | 102685.6817          | 83759.01923 | 5847.553846                 | 180597.1471 | 109833.3577                  | 76611.34327 | 5733.71827                  | 180710.9827 |
| Anambra   | 152830.9        | 743.1       | 132519.5             | 21054.5     | 10238.26667                 | 143335.7333 | 121455.5667                  | 32118.43334 | 1651.333333                 | 151922.6667 |
| Bauchi    | 305417.8456     | 113510.2427 | 146182.3515          | 272745.7368 | 2283.764706                 | 416644.3235 | 121198.9172                  | 297729.1711 | 0                           | 418928.0882 |
| Benue     | 321312.0857     | 51774.87857 | 52890.23572          | 320196.7286 | 8209.028572                 | 364877.9357 | 52734.08572                  | 320352.8786 | 2074.564286                 | 371012.4    |
| Borno     | 243854.9679     | 83814.10358 | 22414.89524          | 305254.1762 | 0                           | 327669.0714 | 35407.6                      | 292261.4714 | 743.8571429                 | 326925.2143 |
| C/Rvers   | 56973.70181     | 12220.465   | 34690.90609          | 34503.26071 | 0                           | 69194.16681 | 44376.98395                  | 24817.18286 | 3439.115619                 | 65755.05119 |
| Delta     | 0               | 6569        | 0                    | 6569        | 0                           | 6569        | 0                            | 6569        | 0                           | 6569        |
| Ebonyi    | 150150.7901     | 42391.94568 | 45974.19259          | 146568.5432 | 1138.425926                 | 191404.3099 | 52476.88148                  | 140065.8543 | 1138.425926                 | 191404.3099 |
| Edo       | 46122.51098     | 27356.12341 | 36724.14361          | 36754.49078 | 2632.371158                 | 70846.26324 | 32438.6332                   | 41040.00119 | 409.354                     | 73069.28039 |
| Enugu     | 149300.3903     | 54172.428   | 26377.22967          | 177095.5887 | 0                           | 203472.8183 | 31773.46633                  | 171699.352  | 0                           | 203472.8183 |
| Imo       | 4300.285714     | 0           | 4300.285714          | 0           | 0                           | 4300.285714 | 4300.285714                  | 0           | 4300.285714                 | 0           |
| Jigawa    | 309730.5667     | 42797.43333 | 88143.12778          | 264384.8722 | 56896.32778                 | 295631.6722 | 106637.4944                  | 245890.5056 | 59299.92778                 | 293228.0722 |
| Kaduna    | 348823.6071     | 131640.6429 | 114921.4286          | 365542.8214 | 0                           | 480464.25   | 140611.9286                  | 339852.3214 | 4671                        | 475793.25   |
| Kano      | 1013902.359     | 125883.6667 | 181040.8907          | 958745.1348 | 9171.851852                 | 1130614.174 | 228619.8722                  | 911166.1533 | 6053.422222                 | 1133732.603 |
| Katsina   | 362375.1078     | 88396.17157 | 31169.35294          | 419601.9265 | 5344.705883                 | 445426.5735 | 42824.45588                  | 407946.8235 | 5344.705883                 | 445426.5735 |
| Kebbi     | 149153.3839     | 15398.60085 | 19477.42542          | 145074.5593 | 5187.166102                 | 159364.8186 | 5966.518645                  | 158585.4661 | 229.9728814                 | 164322.0119 |
| Kogi      | 106136.4255     | 15016.82553 | 32645.98724          | 88507.26383 | 657.1914894                 | 120496.0596 | 50505.16596                  | 70648.08511 | 0                           | 121153.2511 |
| Kwara     | 83452.30944     | 10532.23636 | 31909.99103          | 62074.55478 | 596.7272727                 | 93387.81854 | 39853.92296                  | 54130.62285 | 1163.6183                   | 92820.92751 |
| Nassarawa | 144921.3073     | 14769.87368 | 35376.76083          | 124314.4202 | 2543.194737                 | 157147.9863 | 43950.41114                  | 115740.7699 | 1496.331579                 | 158194.8494 |
| Niger     | 185435.5265     | 4957.061224 | 79902.30204          | 110490.2857 | 8655.67347                  | 181736.9143 | 83562.54693                  | 106830.0408 | 5377.567347                 | 185015.0204 |
| Ogun      | 36901.33333     | 0           | 10853.33333          | 26048       | 0                           | 36901.33333 | 10853.33333                  | 26048       | 0                           | 36901.33333 |
| Ondo      | 58259.28767     | 7708.148148 | 40008.45433          | 25958.98148 | 0                           | 65967.43582 | 40086.88026                  | 25880.55556 | 0                           | 65967.43582 |
| Osun      | 18127.25113     | 5812.95     | 19468.70113          | 4471.5      | 2235.75                     | 21704.45113 | 17680.10113                  | 6260.1      | 470.6842105                 | 23469.51692 |
| Oyo       | 160143.104      | 40722.496   | 43263.36             | 157602.24   | 1648.128                    | 199217.472  | 77307.504                    | 123558.096  | 0                           | 200865.6    |
| Plateau   | 179998.8123     | 49205.42925 | 37927.47736          | 191276.7642 | 3490.909434                 | 225713.3321 | 33882.07264                  | 195322.1689 | 848.618868                  | 228355.6226 |
| Rivers    | 84444.58548     | 27515.95162 | 53304.36451          | 58656.17258 | 3027.645161                 | 108932.8919 | 56661.48871                  | 55299.04839 | 11077.61936                 | 100882.9177 |
| Sokoto    | 274840.0234     | 15691.34737 | 84163.72105          | 206367.6497 | 5337.192982                 | 285194.1778 | 138765.7468                  | 151765.624  | 9835.684211                 | 280695.6866 |
| Taraba    | 100371.3277     | 26280.70614 | 16327.87105          | 110324.1628 | 379.625                     | 126272.4088 | 14107.39781                  | 112544.636  | 1198.815789                 | 125453.218  |
| Yobe      | 129844.91       | 20330.96    | 20639.45             | 129536.42   | 146.9                       | 150028.97   | 40806.37167                  | 109369.4983 | 146.9                       | 150028.97   |
| Zamfara   | 186890.45       | 3032.571429 | 0                    | 189923.0214 | 0                           | 189923.0214 | 1920                         | 188003.0214 | 0                           | 189923.0214 |
| FCT       | 7812            | 1260        | 2772                 | 6300        | 1596                        | 7476        | 2646                         | 6426        | 798                         | 8274        |
| Total     | 5831397.081     | 1082052.422 | 1662873.5            | 5250576.003 | 139916.1667                 | 6773533.337 | 1862056.697                  | 5051392.806 | 128896.8391                 | 6784552.665 |

**TABLE 2.2.2.15a (Contd) Distribution of Livestock Farmers by Possession of any Information and Communication Technology Facility**

| STATE     | ACCESS TO INTERNET |             | ACCESS TO WEBSITE |             |
|-----------|--------------------|-------------|-------------------|-------------|
|           | Yes                | No          | Yes               | No          |
| Abia      | 0                  | 143217.3939 | 0                 | 143217.3939 |
| Adamawa   | 3172.113334        | 169282.78   | 520.3466667       | 171934.5467 |
| Akwa ibom | 1150.338462        | 185294.3625 | 0                 | 186444.701  |
| Anambra   | 412.8333333        | 153161.1667 | 412.8333333       | 153161.1667 |
| Bauchi    | 0                  | 418928.0882 | 0                 | 418928.0882 |
| Benue     | 8142.107145        | 364944.8572 | 0                 | 373086.9643 |
| Borno     | 0                  | 327669.0714 | 0                 | 327669.0714 |
| C/Rvers   | 2571.763238        | 66622.40357 | 1460.468          | 67733.69881 |
| Delta     | 0                  | 6569        | 0                 | 6569        |
| Ebonyi    | 1138.425926        | 191404.3099 | 1138.425926       | 191404.3099 |
| Edo       | 0                  | 73478.63439 | 0                 | 73478.63439 |
| Enugu     | 0                  | 203472.8183 | 0                 | 203472.8183 |
| Imo       | 4300.285714        | 0           | 0                 | 4300.285714 |
| Jigawa    | 56940.83889        | 295587.1611 | 3672.166667       | 348855.8333 |
| Kaduna    | 0                  | 480464.25   | 0                 | 480464.25   |
| Kano      | 6053.422222        | 1133732.603 | 6053.422222       | 1133732.603 |
| Katsina   | 5344.705883        | 445426.5735 | 5344.705883       | 445426.5735 |
| Kebbi     | 0                  | 164551.9847 | 536.6033898       | 164015.3814 |
| Kogi      | 0                  | 121153.2511 | 0                 | 121153.2511 |
| Kwara     | 268.5272727        | 93716.01854 | 179.0181818       | 93805.52763 |
| Nassarawa | 2099.41579         | 157591.7652 | 989.9684211       | 158701.2126 |
| Niger     | 4843.493877        | 185549.0939 | 3130.77551        | 187261.8122 |
| Ogun      | 0                  | 36901.33333 | 0                 | 36901.33333 |
| Ondo      | 0                  | 65967.43582 | 0                 | 65967.43582 |
| Osun      | 0                  | 23940.20113 | 0                 | 23940.20113 |
| Oyo       | 0                  | 200865.6    | 0                 | 200865.6    |
| Plateau   | 1137.920755        | 228066.3208 | 0                 | 229204.2415 |
| Rivers    | 8797.980645        | 103162.5565 | 427.4322581       | 111533.1048 |
| Sokoto    | 5718.421053        | 284812.9497 | 1448.666667       | 289082.7041 |
| Taraba    | 0                  | 126652.0338 | 0                 | 126652.0338 |
| Yobe      | 146.9              | 150028.97   | 146.9             | 150028.97   |
| Zamfara   | 0                  | 189923.0214 | 0                 | 189923.0214 |
| FCT       | 126                | 8946        | 126               | 8946        |
| Total     | 112365.4935        | 6801084.01  | 25587.73312       | 6887861.77  |

**TABLE 2.2.2.15b Distribution of livestock farmers by possession of any information and communication technology facility**

| STATE        | OWN A RADIO |         | OWN A TELEVISION |         | OWN A TELEPHONE (FIXED) |         | OWN A TELEPHONE (MOBILE) |         |
|--------------|-------------|---------|------------------|---------|-------------------------|---------|--------------------------|---------|
|              | Yes         | No      | Yes              | No      | Yes                     | No      | Yes                      | No      |
| Abia         | 130358      | 12859.5 | 75428            | 67789.5 | 7050.9                  | 136166  | 47829                    | 94045.7 |
| Adamawa      | 150840      | 21614.4 | 32017            | 140438  | 1834.6                  | 169049  | 21714                    | 150740  |
| Akwa ibom    | 149969      | 36475.3 | 56588            | 129856  | 359.48                  | 163342  | 37458                    | 135590  |
| Anambra      | 140694      | 12880.4 | 63246            | 90327.9 | 0                       | 151097  | 54246                    | 99327.7 |
| Bauchi       | 331990      | 86937.7 | 40815            | 378113  | 0                       | 402585  | 36486                    | 382443  |
| Benue        | 304983      | 68103.7 | 36071            | 337016  | 1360.7                  | 358632  | 29981                    | 330012  |
| Borno        | 238769      | 88900.2 | 8393.2           | 319276  | 0                       | 327669  | 2913.4                   | 324756  |
| Cross_rivers | 51925.7     | 17268.5 | 13766            | 55428.1 | 0                       | 68868.9 | 11445                    | 57423.8 |
| Delta        | 0           | 6569    | 0                | 6569    | 0                       | 0       | 0                        | 0       |
| Ebonyi       | 167904      | 24638.6 | 28864            | 163678  | 4538.5                  | 170773  | 51457                    | 125713  |
| Edo          | 46546.7     | 26932   | 34063            | 39415.4 | 1491.9                  | 70004.1 | 25843                    | 45652.8 |
| Enugu        | 140393      | 63079.8 | 13602            | 189871  | 440.53                  | 203032  | 8590.4                   | 194882  |
| Imo          | 4300.29     | 0       | 4300.3           | 0       | 0                       | 4300.29 | 4300.3                   | 0       |
| Jigawa       | 296316      | 56212   | 11617            | 340911  | 1780.4                  | 350748  | 20386                    | 332142  |
| Kaduna       | 383041      | 97423.7 | 77220            | 403244  | 1557                    | 478907  | 31918                    | 448546  |
| Kano         | 887388      | 252398  | 119005           | 1020781 | 4803.8                  | 1134982 | 117365                   | 1022421 |
| Katsina      | 285820      | 164951  | 11637            | 439134  | 1797.8                  | 448974  | 16277                    | 434494  |
| Kebbi        | 144282      | 20269.6 | 24585            | 139967  | 5021.1                  | 159531  | 4918.9                   | 159633  |
| Kogi         | 92729.7     | 28423.5 | 13259            | 107894  | 0                       | 98430.9 | 18385                    | 79618.7 |
| Kwara        | 79827.2     | 14157.4 | 27688            | 66296.4 | 89.509                  | 93895   | 21340                    | 72644.1 |
| Nassarawa    | 142532      | 17159.5 | 26917            | 132774  | 2173.4                  | 155231  | 24271                    | 133133  |
| Niger        | 183486      | 6906.12 | 35445            | 154947  | 184.16                  | 188901  | 29337                    | 159748  |
| Ogun         | 25396.8     | 11504.5 | 6946.1           | 29955.2 | 0                       | 36901.3 | 3256                     | 33645.3 |
| Ondo         | 55973.7     | 9993.7  | 26295            | 39672.3 | 0                       | 65250.4 | 18710                    | 46540.2 |
| Osun         | 15891.5     | 8048.7  | 8641.9           | 15298.3 | 0                       | 20810.2 | 3984                     | 16826.1 |
| Oyo          | 148452      | 52413.9 | 39864            | 161002  | 0                       | 199217  | 54955                    | 144881  |
| Plateau      | 162564      | 66640.7 | 7425.4           | 221779  | 1813                    | 221528  | 10979                    | 211456  |
| Rivers       | 68736.5     | 43224.1 | 42227            | 69733.8 | 2600.2                  | 94337.9 | 43945                    | 54631.2 |
| Sokoto       | 258737      | 31794.4 | 32256            | 258276  | 1570.7                  | 288961  | 18653                    | 271878  |
| Taraba       | 96628.4     | 30023.7 | 18259            | 108393  | 2430.9                  | 124221  | 11886                    | 114766  |
| Yobe         | 116803      | 33373.2 | 10136            | 140040  | 0                       | 150176  | 12340                    | 137836  |
| Zamfara      | 173178      | 16745.3 | 0                | 189923  | 0                       | 189923  | 1920                     | 188003  |
| FCT          | 7560        | 1512    | 1722             | 7350    | 0                       | 9072    | 1722                     | 7350    |
| Total        | 5484016     | 1429434 | 948299           | 5965150 | 42898                   | 6735516 | 798813                   | 6010778 |

**TABLE 2.2.2.15b Distribution of livestock farmers by possession of any information and communication technology facility**

| STATE        | OWN A PERSONAL COMPUTER |         | OWN AN INTERNET |         | OWN A WEBSITE |         |
|--------------|-------------------------|---------|-----------------|---------|---------------|---------|
|              | Yes                     | No      | Yes             | No      | Yes           | No      |
| Abia         | 335.76                  | 142882  | 335.7575758     | 142882  | 2350.3        | 140867  |
| Adamawa      | 1954.6                  | 170500  | 1434.288889     | 171021  | 1434.3        | 171021  |
| Akwa ibom    | 359.48                  | 186085  | 359.4807692     | 186085  | 359.48        | 186085  |
| Anambra      | 0                       | 153574  | 0               | 153574  | 0             | 153574  |
| Bauchi       | 0                       | 418928  | 0               | 418928  | 0             | 418928  |
| Benue        | 0                       | 373087  | 0               | 373087  | 0             | 373087  |
| Borno        | 0                       | 327669  | 0               | 327669  | 0             | 327669  |
| Cross_rivers | 0                       | 69194.2 | 0               | 69194.2 | 0             | 69194.2 |
| Delta        | 0                       | 6569    | 0               | 6569    | 0             | 6569    |
| Ebonyi       | 6296.3                  | 186246  | 6296.254321     | 186246  | 6296.3        | 186246  |
| Edo          | 0                       | 73478.6 | 0               | 73478.6 | 0             | 73478.6 |
| Enugu        | 0                       | 203473  | 0               | 203473  | 0             | 203473  |
| Imo          | 2150.1                  | 2150.14 | 0               | 4300.29 | 0             | 4300.29 |
| Jigawa       | 890.22                  | 351638  | 2114.277778     | 350414  | 1502.3        | 351026  |
| Kaduna       | 0                       | 480464  | 0               | 480464  | 0             | 480464  |
| Kano         | 4585.9                  | 1135200 | 4815.222222     | 1134971 | 4081.5        | 1135705 |
| Katsina      | 2720.9                  | 448050  | 1797.764706     | 448974  | 1797.8        | 448974  |
| Kebbi        | 1648.1                  | 162904  | 2504.149153     | 162048  | 3168.5        | 161383  |
| Kogi         | 0                       | 121153  | 0               | 121153  | 0             | 121153  |
| Kwara        | 179.02                  | 93805.5 | 0               | 93984.5 | 0             | 93984.5 |
| Nassarawa    | 0                       | 159691  | 0               | 159691  | 0             | 159691  |
| Niger        | 184.16                  | 190208  | 184.1632653     | 190208  | 184.16        | 190208  |
| Ogun         | 0                       | 36901.3 | 0               | 36901.3 | 0             | 36901.3 |
| Ondo         | 0                       | 65967.4 | 0               | 65967.4 | 0             | 65967.4 |
| Osun         | 0                       | 23940.2 | 0               | 23940.2 | 0             | 23940.2 |
| Oyo          | 0                       | 200866  | 0               | 200866  | 0             | 200866  |
| Plateau      | 1813                    | 227391  | 1812.958491     | 227391  | 1813          | 227391  |
| Rivers       | 3027.6                  | 108933  | 0               | 111961  | 0             | 111961  |
| Sokoto       | 0                       | 290531  | 686.2105263     | 289845  | 0             | 290531  |
| Taraba       | 0                       | 126652  | 0               | 126652  | 0             | 126652  |
| Yobe         | 0                       | 150176  | 0               | 150176  | 0             | 150176  |
| Zamfara      | 0                       | 189923  | 0               | 189923  | 0             | 189923  |
| FCT          | 0                       | 9072    | 0               | 9072    | 0             | 9072    |
| Total        | 26145                   | 6887304 | 22340.5277      | 6891109 | 22987         | 6890462 |

TABLE 2.2.3.1

## DISTRIBUTION OF HOUSEHOLDS BY TYPE OF FISHING SITES

| STATE               | POND          |              | STREAM         |              | RIVER            |              | LAKE           |              | OCEAN          |              | OTHER        |              |
|---------------------|---------------|--------------|----------------|--------------|------------------|--------------|----------------|--------------|----------------|--------------|--------------|--------------|
|                     |               | %            |                | %            |                  | %            |                | %            |                | %            |              | %            |
| <b>Akwa Ibom</b>    | 1,869         | 2.0          | 42,282         | 12.2         | 120,614          | 11.6         | 65,158         | 25.1         | 60,886         | 48.3         |              |              |
| <b>Anambra</b>      |               |              |                |              | 33,440           | 3.2          |                |              |                |              |              |              |
| <b>Bayelsa</b>      | 2,083         | 2.3          | 12,610         | 3.6          | 26,892           | 2.6          | 2,630          | 1.0          | 3,864          | 3.1          | 4,342        | 100.0        |
| <b>Borno</b>        |               |              |                |              |                  |              | 41,656         | 16.1         |                |              |              |              |
| <b>Cross Rivers</b> |               |              |                |              | 31,306           | 3.0          |                |              |                |              |              |              |
| <b>Delta</b>        |               |              | 191,596        | 55.2         | 247,432          | 23.8         | 56,931         | 21.9         |                |              |              |              |
| <b>Edo</b>          |               |              | 27,790         | 8.0          | 27,790           | 2.7          |                |              |                |              |              |              |
| <b>Gombe</b>        |               |              |                |              | 11,336           | 1.1          |                |              |                |              |              |              |
| <b>Jigawa</b>       | 9,614         | 10.4         |                |              | 57,086           | 5.5          |                |              |                |              |              |              |
| <b>Katsina</b>      |               |              | 6,195          | 1.8          | 12,390           | 1.2          |                |              |                |              |              |              |
| <b>Kebbi</b>        | 1,256         | 1.4          |                |              | 48,494           | 4.7          |                |              |                |              |              |              |
| <b>Kogi</b>         |               |              |                |              | 64,286           | 6.2          | 68,533         | 26.4         |                |              |              |              |
| <b>Lagos</b>        |               |              |                |              |                  |              |                |              | 12,365         | 9.8          |              |              |
| <b>Niger</b>        |               |              |                |              | 99,264           | 9.6          |                |              | 0              |              |              |              |
| <b>Ogun</b>         | 6,512         | 7.0          |                |              | 53,724           | 5.2          |                |              | 35,816         | 28.4         |              |              |
| <b>Ondo</b>         | 37,268        | 40.3         | 12,100         | 3.5          | 60,500           | 5.8          |                |              | 12,100         | 9.6          |              |              |
| <b>Rivers</b>       |               |              |                |              | 55,624           | 5.4          | 2,070          | 0.8          | 1,104          | 0.9          |              |              |
| <b>Taraba</b>       | 2,278         | 2.5          | 10,098         | 2.9          | 25,432           | 2.5          | 13,437         | 5.2          |                |              |              |              |
| <b>Yobe</b>         | 31,681        | 34.2         | 44,609         | 12.8         | 62,432           | 6.0          | 8,961          | 3.5          |                |              |              |              |
| <b>Total</b>        | <b>92,562</b> | <b>100.0</b> | <b>347,279</b> | <b>100.0</b> | <b>1,038,042</b> | <b>100.0</b> | <b>259,376</b> | <b>100.0</b> | <b>126,135</b> | <b>100.0</b> | <b>4,342</b> | <b>100.0</b> |

**TABLE 2.2.3.2 Number of Persons Engaged in Fish Farming by Sex, 2006**

| <b>QUARTER</b>            | <b>MALE</b> | <b>FEMALE</b> |
|---------------------------|-------------|---------------|
| 1 <sup>ST</sup> APR - JUN | 443,857     | 99013         |
| 2 <sup>ND</sup> JUL - SEP | 507,457     | 123795        |
| 3 <sup>RD</sup> OCT - DEC | 451,285     | 122830        |
| 4 <sup>TH</sup> JAN - MAR | 490,510     | 141046        |

**TABLE 2.2.3.3 Distribution of Household by POND Capacity 2006**

| <b>ITEM</b> | <b>AVAILABLE CAPACITY</b> | <b>UTILIZED CAPACITY</b> |
|-------------|---------------------------|--------------------------|
| Fresh Fish  | 53244937                  | 35442617                 |
| Shrimps     | 0                         | 0                        |
| Other       | 654751                    | 486256                   |

**TABLE 2.2.3.4**

**Quarterly fish production by type**

| ITEM                    | Qtr1        | Qtr2        | Qtr3        | Qtr4        |
|-------------------------|-------------|-------------|-------------|-------------|
| ARTISANAL               | 0           | 878         | 1,703,684   | 809,300     |
| COASTAL & BRAKISH WATER | 18,286,022  | 46,992,423  | 80104,319   | 59,858,439  |
| INLAND RIVERS & LAKES   | 257,386,211 | 211,628,506 | 195,332,184 | 548,025,669 |
| IN SHORES               | 128,854     | 122,106     | 1,068,398   | 438,141     |
| FISH FARMS/PONDS        | 7806        | 4,757       | 124,019     | 308,983     |
| DISTANT WATERS          | 75,115,268  | 54,157,938  | 10,685,258  | 14,252,777  |
| SHRIMPS                 | 16,126,896  | 10,840,404  | 9,963,334   | 7,700,848   |
| CRABS                   | 207,465     | 183,048     | 165,630     | 124,223     |
| PERIWINCLES             | 487,918     | 539,402     | 302,551     | 289,162     |
| OTHERS                  | 4,447,886   | 61,329,889  | 34,424,554  | 25,407,367  |

**TABLE 2.2.3.5: Distribution of Fish Holdings by Source of Input**

| ITEM                     | MINISTRY/EXTENTION |    | AGROCENTRE |       | SERVICE CENTER |      |
|--------------------------|--------------------|----|------------|-------|----------------|------|
|                          | NUMBER             | %  | NUMBER     | %     | NUMBER         | %    |
| FINGERLINGS              | 21780              | 50 | 0          | 0     | 0              | 0    |
| FERTILIZER               | 0                  | 0  | 0          | 0     | 14071          | 80.5 |
| FISH FEED                | 21780              | 50 | 1220       | 100.0 | 3419           | 19.5 |
| POULTRY DROPPINGS        | 0                  | 0  | 0          | 0     | 0              | 0    |
| WATER TREATMENT CHEMICAL | 0                  | 0  | 0          | 0     | 0              | 0    |
| OTHERS                   | 0                  | 0  | 0          | 0     | 0              | 0    |

**TABLE 2.2.3.5: Distribution of Fish Holdings by Source of Input (Contd)**

| ITEM                     | COOPERATIVE |   | LOCAL MARKET |      | OTHERS |      |
|--------------------------|-------------|---|--------------|------|--------|------|
|                          | NUMEBER     | % | NUMBER       | %    | NUMBER | %    |
| FINGERLINGS              | 0           | 0 | 107068       | 25.8 | 9389   | 9.1  |
| FERTILIZER               | 0           | 0 | 18348        | 4.4  | 18499  | 17.9 |
| FISH FEED                | 0           | 0 | 108424       | 26.2 | 47131  | 45.6 |
| POULTRY DROPPINGS        | 0           | 0 | 3256         | 8    | 3256   | 3.2  |
| WATER TREATMENT CHEMICAL | 0           | 0 | 3256         | 8    | 0      | 0    |
| OTHERS                   | 0           | 0 | 174171       | 42.0 | 25072  | 24.3 |



**TABLE 2.2.3.6 Quantity of Fish Sold by Type and Quarters With Value**

|                  | 1 <sup>ST</sup> QUARTER |                | 2 <sup>ND</sup> QUARTER |                |
|------------------|-------------------------|----------------|-------------------------|----------------|
|                  | Quantity                | Value          | Quantity                | Value          |
| FRESH FISH       | 1,670,723,418           | 12,843,476,097 | 2,596,409,235           | 11,118,417,766 |
| DRY/ SMOKED FISH | 39,9042,700             | 4,481,965,634  | 479,356,640             | 4,472,491,744  |
| CANNED FISH      | 18,584,713              | 114,124,606    | 11,999,846              | 102,386,242    |
| SHRIMPS          | 300,470,136             | 864,035,279    | 25,580,358              | 779,528,498    |
| CRABS            | 48,799,333              | 330,845,925    | 37,054,475              | 311,660,450    |
| PERIWINKLES      | 21,258,245              | 232,434,100    | 15,536,450              | 136,165,803    |
| OTHERS           | 93,003,941              | 373,263,720    | 140,577,817             | 604,025,740    |

**TABLE 2.2.3.6 Quantity of Fish Sold by Type and Quarters with Value Contd.**

|                 | 3 <sup>RD</sup> QUARTER |                | 4 <sup>TH</sup> QUARTER |                |
|-----------------|-------------------------|----------------|-------------------------|----------------|
|                 | Quantity                | Value          | Quantity                | Value          |
| FRESH FISH      | 730,621,612             | 12,955,614,952 | 6,395,837,000           | 15,228,187,601 |
| DRY/SMOKED FISH | 331,428,408             | 3,877,645,967  | 379,158,683             | 3,620,534,664  |
| CANNED FISH     | 16,412                  | 89,048,896     | 20,784                  | 113,363,515    |
| SHRIMPS         | 9,328,817               | 800,182,943    | 5,284,188               | 749,047,048    |
| CRABS           | 190,060                 | 141,061,550    | 271,081                 | 112,076,300    |
| PERIWINKLES     | 259,073                 | 266,091,496    | 231,606                 | 253,476,011    |
| OTHERS          | 96,430,926              | 458,364,219    | 69,327,036              | 362,158,802    |

**TABLE 2.2.3.7 Expenditure by Type Quantity & Value**

| ITEM              | QUANTITY   | COST            |
|-------------------|------------|-----------------|
| Outboard Engine   | 143,738    | 14,026,981,998  |
| Nets              | 30,566,956 | 71,341,402,478  |
| Fishing Hooks     | 12,494,362 | 3,516,929,351   |
| Indicator Buoy    | 368,565    | 301,239,400     |
| Plastic Floats    | 15,185,149 | 1,723,719,826   |
| Twine & Ropes     | 13,481,992 | 24,035,855,267  |
| Lead Sheets       | 6,439,206  | 11,267,863,613  |
| Fibre Glass Boats | 16,216     | 7,466,762       |
| Canoes            | 3,601,155  | 159,547,009,370 |
| Others            | 532,922    | 613,166,994     |

**TABLE 2.2.3.8 Available funds by Source, 2006**

| ITEM                    | QUANTITY       |
|-------------------------|----------------|
| Own Funds               | 28,336,555,514 |
| Retained Profit         | 7,315,652,685  |
| Short-Term Private Loan | 1,732,028,670  |
| NACRDB                  | 158,838,439    |
| Other Banks             | 0              |
| Social Capital          | 1,006,340,193  |
| Others                  | 648,797,285    |
| Total                   | 39,198,212,785 |

**TABLE 2.2.3.9 Fish Processing Facilities by Capacity (KG) 2006**

| ITEM             | AVAILABLE CAPACITY | UTILIZED CAPACITY | % UTILIZATION |
|------------------|--------------------|-------------------|---------------|
| Smoking Kiln     | 6564924            | 5171077           | 78.77         |
| Canning          | 46619              | 29109             | 62.44         |
| Ice Block Plants | 126788             | 65606             | 51.67         |
| Others           | 533780             | 428220            | 80.22         |

**TABLE 2.2.3.10: Fish Storage Facilities by Capacity (KG) 2006**

| ITEM         | AVAILABLE CAPACITY | UTILIZED CAPACITY | % UTILIZATION |
|--------------|--------------------|-------------------|---------------|
| Refrigerator | 20,054             | 17,205            | 85.79         |
| Warehouse    | 184,464            | 82,663            | 44.81         |
| Store        | 671,726,572        | 2,185,260         | 0.33          |
| Others       | 417,463            | 363,014           | 86.96         |

**TABLE 2.2.3.11 Distribution of Fish Farmers by Market Channel 2006**

|                            | NUMBER    | %     |
|----------------------------|-----------|-------|
| At the Fish sites          | 1,238,902 | 19.9  |
| In the open Market         | 1,248,475 | 20.0% |
| In the Cooperative Society | 1,248,475 | 20.0% |
| Direct to the Industry     | 1,256,807 | 20.1% |
| Others                     | 1,248,475 | 20.0% |

**TABLE 2.2.3.12 Comparison of 2005 Fishing Seasons with 2006**

| <b>ITEM</b>       | <b>BETTER</b> | <b>SAME</b> | <b>WORST</b> | <b>DON'T KNOW</b> |
|-------------------|---------------|-------------|--------------|-------------------|
| Weather           | 750,118       | 246,681     | 56,635       | 230,315           |
| Production/Output | 791,856       | 193,631     | 101,648      | 196,311           |
| Income            | 727,145       | 335,742     | 148,399      | 83,929            |
| Price             | 685,551       | 435,968     | 69,612       | 42,884            |

**TABLE 2.2.3.13 Fish farmers Expectation in 2007 Fishing Season**

| <b>ITEM</b>       | <b>BETTER</b> | <b>SAME</b> | <b>WORST</b> | <b>DON'T KNOW</b> |
|-------------------|---------------|-------------|--------------|-------------------|
| Weather           | 930669        | 70,455      | 6,402        | 724,064           |
| Production/Output | 978812        | 96,045      | 4,326        | 678,063           |
| Income            | 996782        | 225,451     | 63,328       | 478,863           |
| Price             | 977951        | 219,654     | 47,144       | 524,411           |

**TABLE 2.2.3.14 Distribution of Fish farmers by “desired government assistance”, 2006**

| <b>ITEM</b>    | <b>NUMBER</b> | <b>%</b> |
|----------------|---------------|----------|
| Credit         | 1,214,269     | 40.6     |
| Input          | 636,102       | 21.3     |
| Infrastructure | 845,796       | 28.3     |
| Others         | 292,297       | 9.8      |

**TABLE 2.2.3.15 Distribution of Fish Farmers by Problems Encountered when Purchasing Fishing Tools, 2006**

| <b>ITEM</b>            | <b>NUMBER</b> | <b>%</b> |
|------------------------|---------------|----------|
| High Cost              | 930,912       | 37.6     |
| Scarcity               | 281,740       | 11.4     |
| Lack of Transportation | 411,134       | 16.6     |
| Far Distance           | 630,042       | 25.5     |
| Others                 | 221,458       | 8.9      |

**TABLE 2.2.3.16 Distribution of Holders by Problems Encountered During Production Process 2006**

| <b>ITEM</b>       | <b>NUMBER</b> | <b>%</b> |
|-------------------|---------------|----------|
| Lack of Transport | 581,178       | 21.4     |
| Needs on the Sea  | 728,989       | 26.9     |
| Too much Rain     | 443,944       | 16.4     |
| Distance to Site  | 619,490       | 22.9     |
| Others            | 335,854       | 12.4     |

**TABLE 2.2.3.17 Distribution of Holders by Problems Encountered During Storage Process 2006**

| <b>Item</b>         | <b>Number</b> | <b>%</b> |
|---------------------|---------------|----------|
| Obsolete Equipment  | 508,907       | 21.3     |
| Lack of Electricity | 648,266       | 27.1     |
| Lack of Funds       | 893,565       | 37.4     |
| PSSTS               | 164,276       | 6.9      |
| Others              | 173,754       | 7.3      |

**TABLE 2.2.3.18      Distribution of Holders by Problems Encountered  
During Marketing 2006**

| <b>Item</b>            | <b>Number</b> | <b>%</b> |
|------------------------|---------------|----------|
| Distance to Market     | 609,244       | 17.2     |
| Poor road Network      | 664,435       | 18.8     |
| High Cost of Transport | 798,986       | 22.6     |
| Poor Pricing Policy    | 535,629       | 15.1     |
| No. Government Support | 662,139       | 18.7     |
| Others                 | 269,035       | 7.6      |

TABLE 2.2.3.19a

## Distribution of Holders by access to Information and Communication Technology Facility, 2006

| STATE        | ACCESS TO RADIO |            | ACCESS TO TELEVISION |          | ACCESS TO TELEPHONE<br>FIXED |            | ACCESS TO TELEPHONE<br>MOBILE |             |
|--------------|-----------------|------------|----------------------|----------|------------------------------|------------|-------------------------------|-------------|
|              | YES             | NO         | YES                  | NO       | YES                          | NO         | YES                           | NO          |
| Akwa ibom    | 117498.8571     | 5785.92857 | 68808.04286          | 54476.74 | 445.0714286                  | 122839.714 | 103345.5857                   | 19939.2     |
| Anambra      | 33439.5         | 0          | 22293                | 11146.5  | 0                            | 33439.5    | 33439.5                       | 0           |
| Bayelsa      | 26935.78788     | 2151.54545 | 15251.09091          | 13836.24 | 107.3333333                  | 28980      | 16025.19192                   | 13062.14141 |
| Borno        | 41656           | 0          | 41656                | 0        | 0                            | 41656      | 0                             | 41656       |
| Cross_rivers | 24191           | 7115       | 22768                | 8538     | 8538                         | 22768      | 21345                         | 9961        |
| Delta        | 101819.486      | 174078.52  | 0                    | 275898   | 0                            | 275898.006 | 56931.34                      | 218966.666  |
| Edo          | 27790           | 0          | 27790                | 0        | 0                            | 27790      | 22232                         | 5558        |
| Gombe        | 11335.5         | 0          | 11335.5              | 0        | 0                            | 11335.5    | 0                             | 11335.5     |
| Jigawa       | 57085.5         | 0          | 0                    | 57085.5  | 0                            | 57085.5    | 0                             | 57085.5     |
| Katsina      | 15487.5         | 0          | 0                    | 15487.5  | 0                            | 15487.5    | 0                             | 15487.5     |
| Kebbi        | 76636.315       | 0          | 0                    | 76636.32 | 0                            | 76636.315  | 0                             | 76636.315   |
| Kogi         | 87837.75        | 0          | 19305                | 68532.75 | 0                            | 87837.75   | 25868.7                       | 61969.05    |
| Lagos        | 12365           | 0          | 12365                | 0        | 0                            | 12365      | 12365                         | 0           |
| Niger        | 99264           | 0          | 18499.2              | 80764.8  | 18499.2                      | 80764.8    | 18499.2                       | 80764.8     |
| Ogun         | 78144           | 0          | 6512                 | 71632    | 0                            | 78144      | 6512                          | 71632       |
| Ondo         | 93170           | 9680       | 67034                | 35816    | 0                            | 102850     | 55660                         | 47190       |
| Rivers       | 38785.025       | 22636.1    | 19323.5              | 42097.63 | 0                            | 61421.125  | 37818.85                      | 23602.275   |
| Taraba       | 28242           | 4782.75    | 2884.625             | 30140.13 | 0                            | 33024.75   | 5542                          | 27482.75    |
| Yobe         | 85936.499       | 0          | 19537.7              | 66398.8  | 0                            | 85936.499  | 55185.433                     | 30751.066   |
| TOTAL        | 1057619.72      | 226229.844 | 375362.6588          | 908486.9 | 27589.60476                  | 1256259.96 | 470769.8006                   | 813079.7634 |

**TABLE 2.2.3.19a(Contd) Distribution of Household by access to Information and Communication Technology Facility, 2006**

| STATE        | ACCESS TO PERSONAL COMPUTER |                | ACCESS TO INTERNET |                | ACCESS TO WEBSITE |                |
|--------------|-----------------------------|----------------|--------------------|----------------|-------------------|----------------|
|              | YES                         | NO             | YES                | NO             | YES               | NO             |
| Akwa ibom    | 3560.571429                 | 119724.2       | 3560.571429        | 119724.2       | 0                 | 123284.8       |
| Anambra      | 0                           | 33439.5        | 0                  | 33439.5        | 0                 | 33439.5        |
| Bayelsa      | 0                           | 29087.33       | 0                  | 29087.33       | 0                 | 29087.33       |
| Borno        | 0                           | 41656          | 0                  | 41656          | 0                 | 41656          |
| Cross Rivers | 8538                        | 22768          | 0                  | 31306          | 0                 | 31306          |
| Delta        | 0                           | 275898         | 0                  | 275898         | 0                 | 275898         |
| Edo          | 0                           | 27790          | 0                  | 27790          | 0                 | 27790          |
| Gombe        | 0                           | 11335.5        | 0                  | 11335.5        | 0                 | 11335.5        |
| Jigawa       | 0                           | 57085.5        | 0                  | 57085.5        | 0                 | 57085.5        |
| Katsina      | 0                           | 15487.5        | 0                  | 15487.5        | 0                 | 15487.5        |
| Kebbi        | 0                           | 76636.32       | 0                  | 76636.32       | 0                 | 76636.32       |
| Kogi         | 0                           | 87837.75       | 0                  | 87837.75       | 0                 | 87837.75       |
| Lagos        | 0                           | 12365          | 0                  | 12365          | 0                 | 12365          |
| Niger        | 18499.2                     | 80764.8        | 18499.2            | 80764.8        | 18499.2           | 80764.8        |
| Ogun         | 0                           | 78144          | 0                  | 78144          | 0                 | 78144          |
| Ondo         | 0                           | 102850         | 0                  | 102850         | 0                 | 102850         |
| Rivers       | 11456.075                   | 49965.05       | 0                  | 61421.13       | 0                 | 61421.13       |
| Taraba       | 0                           | 33024.75       | 0                  | 33024.75       | 0                 | 33024.75       |
| Yobe         | 0                           | 85936.5        | 0                  | 85936.5        | 0                 | 85936.5        |
| <b>TOTAL</b> | <b>42053.84643</b>          | <b>1241796</b> | <b>22059.77143</b> | <b>1261790</b> | <b>18499.2</b>    | <b>1265350</b> |

**TABLE 2.2.3.19b Distribution of Household by Possession of Information and Communication Technology Facility, 2006**

| STATE        | OWN RADIO |        | OWN TELEVISION |        | OWN TELEPHONE FIXED |        | OWN TELEPHONE MOBILE |             | OWN PERSONAL COMPUTER |             | OWN INTERNET |        | OWN WEBSITE |        |
|--------------|-----------|--------|----------------|--------|---------------------|--------|----------------------|-------------|-----------------------|-------------|--------------|--------|-------------|--------|
|              | YES       | NO     | YES            | NO     | YES                 | NO     | YES                  | NO          | YES                   | NO          | YES          | NO     | YES         | NO     |
| Akwa ibom    | 117499    | 5785.9 | 65693          | 57592  | 7566.2              | 115719 | 45486.3              | 77798.48572 | 0                     | 123284.7857 | 0            | 123285 | 0           | 123285 |
| Anambra      | 33440     | 0      | 11147          | 22293  | 0                   | 33440  | 33439.5              | 0           | 0                     | 33439.5     | 0            | 33440  | 0           | 33440  |
| Bayelsa      | 24096     | 4991   | 10359          | 18728  | 0                   | 29087  | 2592.262626          | 26495.07071 | 0                     | 29087.33333 | 0            | 29087  | 0           | 29087  |
| Borno        | 24994     | 16662  | 0              | 41656  | 0                   | 41656  | 0                    | 41656       | 0                     | 41656       | 0            | 41656  | 0           | 41656  |
| Cross Rivers | 24191     | 7115   | 17076          | 14230  | 0                   | 31306  | 21345                | 9961        | 0                     | 31306       | 0            | 31306  | 0           | 31306  |
| Delta        | 101819    | 174079 | 0              | 275898 | 0                   | 275898 | 0                    | 275898.006  | 0                     | 275898.006  | 0            | 275898 | 0           | 275898 |
| Edo          | 16674     | 11116  | 0              | 27790  | 0                   | 27790  | 0                    | 27790       | 0                     | 27790       | 0            | 27790  | 0           | 27790  |
| Gombe        | 11336     | 0      | 0              | 11336  | 0                   | 11336  | 0                    | 11335.5     | 0                     | 11335.5     | 0            | 11336  | 0           | 11336  |
| Jigawa       | 57086     | 0      | 0              | 57086  | 0                   | 57086  | 0                    | 57085.5     | 0                     | 57085.5     | 0            | 57086  | 0           | 57086  |
| Katsina      | 12390     | 3097.5 | 0              | 15488  | 0                   | 15488  | 0                    | 15487.5     | 0                     | 15487.5     | 0            | 15488  | 0           | 15488  |
| Kebbi        | 75380     | 1256.3 | 0              | 76636  | 0                   | 76636  | 0                    | 76636.315   | 0                     | 76636.315   | 0            | 76636  | 0           | 76636  |
| Kogi         | 87838     | 0      | 19305          | 68533  | 0                   | 87838  | 25868.7              | 61969.05    | 0                     | 87837.75    | 0            | 87838  | 0           | 87838  |
| Lagos        | 12365     | 0      | 12365          | 0      | 0                   | 12365  | 12365                | 0           | 0                     | 12365       | 0            | 12365  | 0           | 12365  |
| Niger        | 80765     | 18499  | 18499          | 80765  | 18499               | 80765  | 18499.2              | 80764.8     | 18499                 | 80764.8     | 18499        | 80765  | 18499       | 80765  |
| Ogun         | 6512      | 71632  | 6512           | 71632  | 0                   | 78144  | 6512                 | 71632       | 0                     | 78144       | 0            | 78144  | 0           | 78144  |
| Ondo         | 84458     | 18392  | 14762          | 88088  | 0                   | 102850 | 36300                | 66550       | 0                     | 102850      | 0            | 102850 | 0           | 102850 |
| Rivers       | 29399     | 32022  | 4830.9         | 56590  | 0                   | 61421  | 11456.075            | 49965.05    | 0                     | 61421.125   | 0            | 61421  | 0           | 61421  |
| Taraba       | 27483     | 5542   | 2505           | 30520  | 0                   | 33025  | 1518.5               | 31506.25    | 0                     | 33024.75    | 0            | 33025  | 0           | 33025  |
| Yobe         | 85936     | 0      | 12193          | 73744  | 0                   | 85936  | 15375.533            | 70560.966   | 0                     | 85936.499   | 0            | 85936  | 0           | 85936  |



**TABLE 2.2.3.19b Distribution of Household by Possession of Information and Communication Technology Facility, 2006 (Contd)**

| OWN TELEPHONE MOBILE |       | OWN PERSONAL COMPUTER |     | OWN INTERNET |     | OWN WEBSITE |     |
|----------------------|-------|-----------------------|-----|--------------|-----|-------------|-----|
| Quantity             | %     | Quantity              | %   | Quantity     | %   | Quantity    | %   |
| 45486.3              | 19.71 | 0                     | 0   | 0            | 0   | 0           | 0   |
| 33439.5              | 14.49 | 0                     | 0   | 0            | 0   | 0           | 0   |
| 2592.262626          | 1.12  | 0                     | 0   | 0            | 0   | 0           | 0   |
| 0                    | 0     | 0                     | 0   | 0            | 0   | 0           | 0   |
| 21345                | 9.25  | 0                     | 0   | 0            | 0   | 0           | 0   |
| 0                    | 0     | 0                     | 0   | 0            | 0   | 0           | 0   |
| 0                    | 0     | 0                     | 0   | 0            | 0   | 0           | 0   |
| 0                    | 0     | 0                     | 0   | 0            | 0   | 0           | 0   |
| 0                    | 0     | 0                     | 0   | 0            | 0   | 0           | 0   |
| 0                    | 0     | 0                     | 0   | 0            | 0   | 0           | 0   |
| 0                    | 0     | 0                     | 0   | 0            | 0   | 0           | 0   |
| 25868.7              | 11.21 | 0                     | 0   | 0            | 0   | 0           | 0   |
| 12365                | 5.36  | 0                     | 0   | 0            | 0   | 0           | 0   |
| 18499.2              | 8.02  | 18499.2               | 100 | 18499.2      | 100 | 18499.2     | 100 |
| 6512                 | 2.82  | 0                     | 0   | 0            | 0   | 0           | 0   |
| 36300                | 15.73 | 0                     | 0   | 0            | 0   | 0           | 0   |
| 11456.075            | 4.96  | 0                     | 0   | 0            | 0   | 0           | 0   |
| 1518.5               | 0.66  | 0                     | 0   | 0            | 0   | 0           | 0   |
| 15375.533            | 6.66  | 0                     | 0   | 0            | 0   | 0           | 0   |
| 230758.0706          |       | 18499.2               |     | 18499.2      |     | 18499.2     |     |

**TABLE 2.2.3.19b Distribution of Household by Possession of Information and Communication Technology Facility, 2006 (Contd)**

| STATE        | ACCESS TO RADIO<br>YES |       | ACCESS TO<br>TELEVISION |       | ACCESS TO<br>TELEPHONE FIXED |       |
|--------------|------------------------|-------|-------------------------|-------|------------------------------|-------|
|              | Quantity               | %     | Quantity                |       | Quantity                     | %     |
| Akwa ibom    | 117498.857             | 11.11 | 68808.0429              | 18.33 | 445.0714                     | 1.61  |
| Anambra      | 33439.5                | 3.17  | 22293                   | 5.94  | 0                            | 0     |
| Bayelsa      | 26935.7879             | 2.54  | 15251.0909              | 4.06  | 107.3333                     | 0.39  |
| Borno        | 41656                  | 3.94  | 41656                   | 11.10 | 0                            | 0     |
| Cross Rivers | 24191                  | 2.29  | 22768                   | 6.07  | 8538                         | 30.95 |
| Delta        | 101819.486             | 9.63  | 0                       | 0     | 0                            | 0     |
| Edo          | 27790                  | 2.63  | 27790                   | 7.40  | 0                            | 0     |
| Gombe        | 11335.5                | 1.07  | 11335.5                 | 3.02  | 0                            | 0     |
| Jigawa       | 57085.5                | 5.40  | 0                       | 0     | 0                            | 0     |
| Katsina      | 15487.5                | 1.46  | 0                       | 0     | 0                            | 0     |
| Kebbi        | 76636.315              | 7.25  | 0                       | 0     | 0                            | 0     |
| Kogi         | 87837.75               | 8.31  | 19305                   | 5.14  | 0                            | 0     |
| Lagos        | 12365                  | 1.17  | 12365                   | 3.29  | 0                            | 0     |
| Niger        | 99264                  | 9.39  | 18499.2                 | 4.93  | 18499.2                      | 67.05 |
| Ogun         | 78144                  | 7.39  | 6512                    | 1.73  | 0                            | 0     |
| Ondo         | 93170                  | 8.81  | 67034                   | 17.86 | 0                            | 0     |
| Rivers       | 38785.025              | 3.67  | 19323.5                 | 5.15  | 0                            | 0     |
| Taraba       | 28242                  | 2.67  | 2884.625                | 0.77  | 0                            | 0     |
| Yobe         | 85936.499              | 8.73  | 19537.7                 | 5.21  | 0                            | 0     |
|              | 1057619.72             |       | 375362.659              |       | 27589.6                      |       |

**TABLE 2.2.3.19b Distribution of Household by Possession of Information and  
Communication Technology Facility, 2006 (Contd)**

| <b>ACCESS TO<br/>TELEPHONE MOBILE</b> |           | <b>ACCESS TO<br/>PERSONAL<br/>COMPUTER</b> |          | <b>ACCESS TO<br/>INTERNET</b> |          | <b>ACCESS TO<br/>WEBSITE</b> |          |
|---------------------------------------|-----------|--|----------|-------------------------------|----------|------------------------------|----------|
| <b>Quantity</b>                       | <b>%</b>  | <b>Quantity</b>                            | <b>%</b> | <b>Quantity</b>               | <b>%</b> | <b>Quantity</b>              | <b>%</b> |
| 103345.59                             | 21.952467 | 3560.6                                     | 8.47     | 3560.57                       | 16.14    | 0                            | 0        |
| 33439.5                               | 7.1031532 | 0  | 0        | 0                             | 0        | 0                            | 0        |
| 16025.192                             | 3.4040399 | 0  | 0        | 0                             | 0        | 0                            | 0        |
| 0                                     | 0         | 0  | 0        | 0                             | 0        | 0                            | 0        |
| 21345                                 | 4.5340631 | 8538                                       | 20.30    | 0                             | 0        | 0                            | 0        |
| 56931.34                              | 12.093244 | 0  | 0        | 0                             | 0        | 0                            | 0        |
| 22232                                 | 4.7224779 | 0  | 0        | 0                             | 0        | 0                            | 0        |
| 0                                     | 0         | 0  | 0        | 0                             | 0        | 0                            | 0        |
| 0                                     | 0         | 0  | 0        | 0                             | 0        | 0                            | 0        |
| 0                                     | 0         | 0  | 0        | 0                             | 0        | 0                            | 0        |
| 0                                     | 0         | 0  | 0        | 0                             | 0        | 0                            | 0        |
| 25868.7                               | 5.4949786 | 0  | 0        | 0                             | 0        | 0                            | 0        |
| 12365                                 | 2.6265491 | 0  | 0        | 0                             | 0        | 0                            | 0        |
| 18499.2                               | 3.9295639 | 18499                                      | 43.99    | 18499.2                       | 83.86    | 18499                        | 100      |
| 6512                                  | 1.3832663 | 0  | 0        | 0                             | 0        | 0                            | 0        |
| 55660                                 | 11.823188 | 0  | 0        | 0                             | 0        | 0                            | 0        |
| 37818.85                              | 8.0334061 | 11456                                      | 27.24    | 0                             | 0        | 0                            | 0        |
| 5542                                  | 1.1772208 | 0  | 0        | 0                             | 0        | 0                            | 0        |
| 55185.433                             | 11.722382 | 0  | 0        | 0                             | 0        | 0                            | 0        |
| 470769.8                              |           | 42054                                      |          | 22059.8                       |          | 18499                        |          |

**TABLE 2.2.3.20**

**SUMMARY OF DATA ON ICT ACCESS & OWNERSHIP**

| ITEMS                | ACCESS  | %    | OWNER<br>-SHIP | %    | TOTAL<br>ACCESS | %    | DON'T<br>HAVE | %    | TOTAL<br>POPULATI<br>ON |
|----------------------|---------|------|----------------|------|-----------------|------|---------------|------|-------------------------|
| RADIO                | 1057620 | 34.1 | 913660         | 29.5 | 1971314.108     | 63.6 | 1129550       | 36.4 | 3100830                 |
| TELEVISION           | 37563   | 1.7  | 195246         | 8.9  | 232810.7116     | 10.6 | 1961761       | 89.4 | 2194570                 |
| TELEPHONE<br>FIXED   | 27590   | 1.1  | 26065          | 1.0  | 53656.09375     | 2.1  | 2468849       | 97.9 | 2522504                 |
| MOBILE PHONE         | 470770  | 18.7 | 230758         | 9.2  | 701546.6958     | 27.9 | 1816529       | 72.1 | 2518057                 |
| PERSONAL<br>COMPUTER | 42054   | 1.7  | 18499          | 0.7  | 60554.66399     | 2.4  | 2466741       | 97.6 | 2527294                 |
| INTERNET             | 22060   | 0.9  | 18499          | 0.7  | 40559.87424     | 1.6  | 2482763       | 98.4 | 2523322                 |
| WEBSITE              | 18499   | 0.7  | 18499          | 0.7  | 36998.73789     | 1.5  | 2470006       | 98.5 | 2507004                 |
| TOTAL                | 1676156 |      | 1421226        |      | 3097382         |      | 14796199      | 82.7 | 17893581                |

**NBS/CBN/NCC COLLABORATIVE SURVEY 2006  
WHOLESALE AND RETAIL TRADE**

**TABLE 3.1.1**

| ITEM   | Q1 2006     | Q2 2006     | 1ST HALF '06  | Q3 2006     | Q4 2006     | 2ND HALF '06 |
|--|-------------|-------------|---------------|-------------|-------------|--------------|
| NUMBER OF PERSONS ENGAGED (of which)                       | 1,651,383   | 1,939,076   | 1,939,076     | 1,962,647   | 1,981,389   | 1,981,389    |
| NUMBER OF OPERATIVES                                       | 15,457      | 17,389      | 17,389        | 17,389      | 18,162      | 18,162       |
| VALUE OF SALES (N'000)                                     | 78,101,701  | 97,044,302  | 175,146,003   | 95,480,057  | 98,619,623  | 194,099,680  |
| COST OF GOOD SOLD: OPENING STOCK (N'000)                   | 26,430,919  | 28,036,993  | 54,467,912    | 27,666,574  | 30,181,067  | 57,847,641   |
| COST OF GOOD SOLD: PURCHASES (N'000)                       | 33,241,803  | 34,094,995  | 67,336,798    | 44,744,679  | 44,752,568  | 89,497,247   |
| COST OF GOOD SOLD: LESS CLOSING STOCK (N'000)              | 17,923,891  | 18,649,788  | 36,573,679    | 18,882,126  | 20,028,742  | 38,910,868   |
| COST OF OPERATION: SALARIES AND WAGES (N'000)              | 3,408,131   | 3,443,521   | 6,851,652     | 3,592,906   | 3,545,794   | 7,138,700    |
| COST OF OPERATION: OTHER BENEFITS (N'000)                  | 1,276,584   | 1,283,829   | 2,560,413     | 1,283,829   | 1,187,320   | 2,471,149    |
| COST OF OPERATION: IMPORTED MERCHANDISE (N'000)            | 862,981     | 898,790     | 1,761,771     | 898,790     | 938,044     | 1,836,834    |
| COST OF OPERATION: LOCAL MERCHANDISE (N'000)               | 15,603,157  | 15,705,946  | 31,309,103    | 15,813,243  | 15,793,664  | 31,606,907   |
| COST OF OPERATION: DEPRECIATION (N'000)                    | 17,458,024  | 16,544,422  | 34,002,446    | 17,745,266  | 17,756,698  | 35,501,964   |
| COST OF OPERATION: OTHER COST (N'000)                      | 5,462,490   | 6,166,297   | 11,628,787    | 6,391,453   | 8,073,428   | 14,464,881   |
| CAPITAL EXPENDITURE: NEW MACHINERY AND EQUIPMENT (N'000)   | 71,180,202  | 26,782,919  | 97,963,121    | 37,881,950  | 31,938,845  | 69,820,795   |
| CAPITAL EXPENDITURE: NEW VEHICLES (N'000)                  | 61,027,008  | 57,549,192  | 118,576,200   | 57,549,386  | 57,603,614  | 115,153,000  |
| CAPITAL EXPENDITURE: RESIDENTIAL BUILDINGS (N'000)         | 2,064,116   | 2,064,277   | 4,128,393     | 2,064,341   | 2,065,114   | 4,129,455    |
| CAPITAL EXPENDITURE: NON-RESIDENTIAL BUILDINGS (N'000)     | 76,055,038  | 82,717,825  | 158,772,863   | 50,673,647  | 47,596,263  | 98,269,910   |
| CAPITAL EXPENDITURE: MAJOR REPAIRS AND MAINTENANCE (N'000) | 42,907,748  | 47,139,864  | 90,047,612    | 40,277,360  | 63,195,362  | 103,472,722  |
| SOURCE OF FUNDS INVESTED: COMPANY (N'000)                  | 143,000,000 | 140,000,000 | 283,000,000   | 143,000,000 | 128,000,000 | 271,000,000  |
| SOURCE OF FUNDS INVESTED: LOCAL BANK LOANS (N'000)         | 641,000,000 | 407,000,000 | 1,048,000,000 | 407,000,000 | 407,000,000 | 814,000,000  |
| SOURCE OF FUNDS INVESTED: FOREIGN LOANS (N'000)            | -           | -           | -             | -           | -           | -            |
| SOURCE OF FUNDS INVESTED: INCREASE IN EQUITY (N'000)       | 4,727,576   | 5,192,411   | 9,919,987     | 4,758,264   | 5,549,725   | 10,307,989   |
| SOURCE OF FUNDS INVESTED: OTHERS (N'000)                   | 1,935,018   | 1,999,809   | 3,934,827     | 1,981,453   | 2,041,188   | 4,022,641    |
| WORKING CAPITAL: STOCK VALUE AT COST (N'000)               | 3,563,216   | 2,963,292   | 6,526,508     | 2,468,219   | 2,773,623   | 5,241,842    |
| WORKING CAPITAL: DEBTORS (N'000)                           | 2,845,852   | 2,877,603   | 5,723,455     | 2,604,498   | 3,113,901   | 5,718,399    |
| WORKING CAPITAL: PREPAYMENTS (N'000)                       | 426,033     | 429,478     | 855,511       | 447,060     | 447,189     | 894,250      |
| WORKING CAPITAL: CASH IN BANKS (N'000)                     | 1,220,520   | 1,424,327   | 2,644,847     | 1,210,763   | 1,128,036   | 2,338,799    |
| WORKING CAPITAL: CASH AT HAND (N'000)                      | 3,435,309   | 4,359,507   | 7,794,816     | 4,083,858   | 5,286,602   | 9,370,460    |
| WORKING CAPITAL: CURRENT TAXATION (N'000)                  | 95,737      | 104,077     | 199,813       | 85,013      | 136,633     | 221,646      |
| WORKING CAPITAL: DIVIDEND AND INTEREST DUE (N'000)         | 22,574      | 26,277      | 48,850        | 26,277      | 32,395      | 58,672       |
| WORKING CAPITAL: TRADE AND OTHER CREDITORS (N'000)         | 966,479     | 975,012     | 1,941,491     | 1,007,214   | 1,055,388   | 2,062,602    |
| WORKING CAPITAL: BANK OVERDRAFT AND LOAN (N'000)           | 2,044,730   | 1,722,260   | 3,766,990     | 1,542,025   | 1,472,018   | 3,014,043    |
| WORKING CAPITAL: MAJOR REPAIRS AND MAINTENANCE (N'000)     | 153,024     | 168,030     | 321,054       | 128,518     | 127,552     | 256,070      |

**NBS/CBN/NCC COLLABORATIVE SURVEY 2006  
HOTEL AND RESTAURANT**

**TABLE 3.2.1**

| ITEM  | Q1 2006    | Q2 2006    | 1ST HALF '06 | Q3 2006    | Q4 2006    | 2ND HALF '06 |
|---|------------|------------|--------------|------------|------------|--------------|
| NUMBER OF PERSONS ENGAGED                               | 61,395     | 61,468     | 61,468       | 62,147     | 67,874     | 67,874       |
| NUMBER OF PAID EMPLOYEES (of which)                     | 61,322     | 61,419     | 61,419       | 61,370     | 67,000     | 67,000       |
| NUMBER OF OPERATIVES                                    | 42,637     | 42,758     | 42,758       | 43,146     | 42,248     | 42,248       |
| INCOME FROM ACCOMMODATION : NIGERIAN GUESTS (N'000)     | 15,036,861 | 15,402,317 | 30,439,178   | 15,953,414 | 16,588,959 | 32,542,373   |
| INCOME FROM ACCOMMODATION : NON-NIGERIAN GUESTS (N'000) | 147,809    | 159,845    | 307,653      | 159,335    | 159,772    | 319,107      |
| CAPACITY UTILIZATION (%)                                | 58         | 60         | 59           | 59         | 59         | 59           |
| WAGES AND SALARIES (N'000)                              | 1,305,172  | 1,646,581  | 2,951,753    | 1,805,139  | 2,101,035  | 3,906,174    |
| OTHER BENEFITS (N'000)                                  | 929,730    | 850,451    | 1,780,181    | 849,517    | 866,200    | 1,715,716    |
| COST OF GOODS PURCHASED (N'000)                         | 536,440    | 745,352    | 1,281,791    | 758,092    | 772,385    | 1,530,477    |
| POWER AND FUEL (N'000)                                  | 867,947    | 982,437    | 1,850,384    | 965,621    | 972,294    | 1,937,914    |
| RENTS AND RATES (N'000)                                 | 353,736    | 355,265    | 709,000      | 363,273    | 363,855    | 727,127      |
| INTEREST ON LOANS (N'000)                               | 337,065    | 324,397    | 661,462      | 322,068    | 322,602    | 644,669      |
| DEPRECIATION (N'000)                                    | 59,793     | 55,910     | 115,704      | 53,362     | 47,708     | 101,071      |
| OTHER COSTS (N'000)                                     | 5,484,280  | 6,363,208  | 11,847,488   | 6,424,860  | 5,499,805  | 11,924,665   |
| NUMBER OF LODGER NIGHTS                                 | 1,973,077  | 2,062,767  | 4,035,844    | 2,023,212  | 2,043,402  | 4,066,614    |
| NUMBER OF LODGER BEDS                                   | 3,391,259  | 3,410,478  | 6,801,737    | 3,428,230  | 3,435,971  | 6,864,201    |
| NUMBER OF LODGER ROOMS                                  | 3,214,549  | 3,205,073  | 6,419,622    | 3,184,386  | 3,198,933  | 6,383,319    |
| NUMBER OF LODGER TOURISTS                               | 37,638     | 44,978     | 82,616       | 44,978     | 44,311     | 89,289       |

**NBS/CBN/NCC COLLABORATIVE SURVEY 2006  
BUILDING AND CONSTRUCTION**

**TABLE 3.3.1**

| ITEM   | Q1 2006    | Q2 2006    | 1ST HALF '06 | Q3 2006    | Q4 2006    | 2ND HALF '06 |
|--|------------|------------|--------------|------------|------------|--------------|
| NUMBER OF PERSONS ENGAGED (of which)                   | 744,119    | 766,866    | 766,866      | 802,686    | 746,210    | 746,210      |
| NUMBER OF ARTISANS                                     | 10,910     | 10,922     | 10,922       | 10,874     | 12,633     | 12,633       |
| VALUE OF WORK DONE (N'000)                             | 33,017,344 | 26,626,198 | 59,643,542   | 30,314,525 | 26,764,725 | 57,079,250   |
| VALUE OF NEW CONTRACT SERVICES (N'000)                 | 29,261,870 | 30,667,580 | 59,929,450   | 30,915,826 | 29,204,598 | 60,120,424   |
| COST OF OPERATIONS: WAGES AND SALARIES (N'000)         | 1,103,651  | 1,283,204  | 2,386,855    | 1,374,406  | 1,522,370  | 2,896,776    |
| COST OF OPERATIONS: OTHER BENEFITS (N'000)             | 35,428     | 38,958     | 74,386       | 41,965     | 42,559     | 84,523       |
| COST OF OPERATIONS: COST OF MATERIALS (N'000)          | 8,662,768  | 8,121,151  | 16,783,919   | 8,111,905  | 8,068,586  | 16,180,491   |
| COST OF OPERATIONS: COST OF ELECTRICITY & FUEL (N'000) | 3,140,957  | 3,743,578  | 6,884,535    | 3,753,347  | 3,751,136  | 7,504,483    |
| COST OF OPERATIONS: SPARE PARTS (N'000)                | 2,072,544  | 2,055,073  | 4,127,617    | 2,045,126  | 1,152,687  | 3,197,813    |
| COST OF OPERATIONS: DEPRECIATION (N'000)               | 1,886,704  | 1,908,786  | 3,795,490    | 1,888,641  | 1,914,585  | 3,803,226    |
| COST OF OPERATIONS: RENT (N'000)                       | 958,362    | 958,362    | 1,916,725    | 958,362    | 942,330    | 1,900,692    |
| COST OF OPERATIONS: OTHERS (N'000)                     | 2,588,917  | 2,205,972  | 4,794,889    | 4,294,298  | 5,039,427  | 9,333,725    |
| SOURCE OF FUND: COMPANY (N'000)                        | 5,769,724  | 7,730,647  | 13,500,371   | 7,179,332  | 7,821,683  | 15,001,015   |
| SOURCE OF FUND: LOCAL BANK LOANS (N'000)               | 3,446,403  | 3,226,182  | 6,672,585    | 3,021,850  | 3,027,792  | 6,049,642    |
| SOURCE OF FUND: FOREIGN LOANS (N'000)                  | 2,932,525  | 2,932,525  | 5,865,050    | 2,932,525  | 2,929,958  | 5,862,483    |
| SOURCE OF FUND: INCREASE IN EQUITY CAPITAL (N'000)     | 12,547,796 | 12,547,891 | 25,095,687   | 12,547,927 | 7,958,879  | 20,506,806   |

**NBS/CBN/NCC COLLABORATIVE SURVEY 2006  
MANUFACTURING**

**TABLE 3.4.1**

| ITEM   | Q1 2006     | Q2 2006     | 1ST HALF '06  | Q3 2006     | Q4 2006     | 2ND HALF '06  |
|--|-------------|-------------|---------------|-------------|-------------|---------------|
| NUMBER ENGAGED MALE  | 291,697     | 288,975     | 288,975       | 285,288     | 285,881     | 285,881       |
| NUMBER ENGAGED FEMALE  | 91,131      | 93,742      | 93,742        | 100,503     | 102,083     | 102,083       |
| NUMBER OF PAID EMPLOYEES MALE                                    | 245,649     | 249,973     | 249,973       | 246,417     | 251,224     | 251,224       |
| NUMBER OF PAID EMPLOYEES FEMALE                                  | 37,313      | 37,203      | 37,203        | 37,269      | 38,015      | 38,015        |
| TOTAL INVENTORY VALUE OF OPENING STOCK OF RAW MATERIAL (N'000)   | 352,000,000 | 372,000,000 | 724,000,000   | 368,000,000 | 373,000,000 | 741,000,000   |
| TOTAL INVENTORY VALUE OF CLOSING STOCK OF RAW MATERIAL (N'000)   | 37,696,918  | 39,691,563  | 77,388,481    | 44,729,754  | 48,367,340  | 93,097,094    |
| TOTAL INVENTORY VALUE OF OPENING STOCK OF FINISHED GOODS (N'000) | 13,228,882  | 13,493,385  | 26,722,267    | 13,924,609  | 14,525,913  | 28,450,522    |
| TOTAL INVENTORY VALUE OF CLOSING STOCK OF FINISHED GOODS (N'000) | 18,874,655  | 19,099,869  | 37,974,524    | 19,169,490  | 21,080,533  | 40,250,023    |
| VALUE OF SALES: DOMESTIC (N'000)                                 | 882,000,000 | 902,000,000 | 1,784,000,000 | 951,000,000 | 981,000,000 | 1,932,000,000 |
| VALUE OF SALES: EXPORT (N'000)                                   | 8,861,725   | 8,878,187   | 17,739,912    | 11,265,690  | 11,500,733  | 22,766,423    |
| COST OF OPERATION: RAW MATERIAL (N'000)                          | 58,480,903  | 70,004,643  | 128,485,546   | 73,597,233  | 89,822,604  | 163,419,837   |
| COST OF OPERATION: DEPRECIATIONS (N'000)                         | 27,645,974  | 27,732,034  | 55,378,008    | 27,579,689  | 28,055,513  | 55,635,202    |
| COST OF OPERATION: ENERGY (N'000)                                | 140,000,000 | 163,000,000 | 303,000,000   | 182,000,000 | 192,000,000 | 374,000,000   |
| COST OF OPERATION: INTEREST CHARGED (N'000)                      | 92,566,552  | 105,000,000 | 197,566,552   | 101,000,000 | 113,000,000 | 214,000,000   |
| COST OF OPERATION: WAGES AND SALARIES (N'000)                    | 81,693,260  | 82,418,968  | 164,112,228   | 85,742,162  | 90,690,759  | 176,432,921   |
| COST OF OPERATION: SUPPLEMENTARY BENEFITS (N'000)                | 44,406,429  | 44,514,702  | 88,921,131    | 44,668,891  | 45,645,165  | 90,314,056    |
| COST OF OPERATION: OTHERS (N'000)                                | 42,874,088  | 43,728,349  | 86,602,437    | 53,581,427  | 53,758,816  | 107,340,243   |
| INSTALLED CAPACITY UTILIZED (%)                                  | 54.37       | 53.63       | 53.63         | 53.87       | 55.05       | 55.05         |
| CAPITAL EXPENDITURE: MACHINE AND EQUIPMENTS (N'000)              | 93,319,016  | 94,213,180  | 187,532,196   | 109,000,000 | 106,000,000 | 215,000,000   |
| CAPITAL EXPENDITURE: SPAREPARTS (N'000)                          | 35,079,065  | 36,265,518  | 71,344,583    | 36,220,216  | 37,292,493  | 73,512,709    |
| CAPITAL EXPENDITURE: REPAIR AND MAINTAINANCE (N'000)             | 68,712,024  | 69,647,319  | 138,359,343   | 68,437,754  | 69,663,803  | 138,101,557   |
| CAPITAL EXPENDITURE: RESEARCH AND DEVELOPMENT (N'000)            | 50,068,246  | 48,970,334  | 99,038,580    | 45,020,990  | 45,024,392  | 90,045,382    |
| CAPITAL EXPENDITURE: VEHICLES (N'000)                            | 54,514,287  | 54,889,717  | 109,404,004   | 57,229,460  | 57,181,832  | 114,411,292   |
| CAPITAL EXPENDITURE: BUILDING (N'000)                            | 48,280,489  | 48,187,866  | 96,468,355    | 48,261,679  | 53,766,432  | 102,028,111   |
| CAPITAL EXPENDITURE: RESIDENCE (N'000)                           | 11,572,334  | 11,573,760  | 23,146,094    | 11,574,024  | 11,572,421  | 23,146,445    |
| CAPITAL EXPENDITURE: NON-RESIDENCE (N'000)                       | 270,824     | 270,824     | 541,648       | 270,824     | 270,824     | 541,648       |
| CAPITAL EXPENDITURE: OTHERS (N'000)                              | 2,199,667   | 2,229,978   | 4,429,645     | 2,199,930   | 2,198,416   | 4,398,346     |
| QUANTITY OF RAW MATERIAL: IMPORTED (%)                           | 53          | 53          | 53            | 65          | 54          | 54            |
| QUANTITY OF RAW MATERIAL: LOCALLY SOURCED (%)                    | 47          | 47          | 47            | 35          | 46          | 46            |
| SOURCE OF WORKING CAPITAL: BANK LOANS (N'000)                    | 16,815,042  | 17,704,926  | 34,519,968    | 17,858,895  | 18,120,523  | 35,979,418    |
| SOURCE OF WORKING CAPITAL: OWN FUND (N'000)                      | 3,067,405   | 3,394,395   | 6,461,800     | 3,814,337   | 4,137,157   | 7,951,494     |
| SOURCE OF WORKING CAPITAL: FOREIGN (N'000)                       | 10,580,279  | 10,580,279  | 21,160,558    | 10,119,358  | 10,163,255  | 20,282,613    |
| SOURCE OF WORKING CAPITAL: EQUITY (N'000)                        | 35,733,352  | 35,960,520  | 71,693,872    | 38,537,286  | 38,531,799  | 77,069,085    |
| SOURCE OF WORKING CAPITAL: OTHERS (N'000)                        | 41,402,983  | 41,607,742  | 83,010,725    | 41,116,290  | 42,280,247  | 83,396,537    |
| FOREIGN EXCHANGE: UTILIZATION                                    | 46,138,547  | 53,165,194  | 99,303,741    | 51,882,408  | 53,533,491  | 105,415,899   |
| FOREIGN EXCHANGE: DEMAND   | 20,273,329  | 20,072,280  | 40,345,609    | 20,880,032  | 21,273,483  | 42,153,515    |
| FOREIGN EXCHANGE FORECAST: DEMAND                                | 84,614,223  | 88,525,223  | 173,139,446   | 89,764,221  | 94,298,385  | 184,062,606   |



**NBS/CBN/NCC COLLABORATIVE SURVEY 2006  
CAPACITY UTILIZATION (%)**

**TABLE 3.4.2**

| PRODUCTS                       | UNIT OF MEASUREMENT | NO. OF ESTAB. | 1ST QRT '06 | 2ND QTR '06 | 1ST HALF '06 | 3RD QTR '06 | 4TH QTR '06 | 2ND HALF '06 |
|--------------------------------|---------------------|---------------|-------------|-------------|--------------|-------------|-------------|--------------|
| MEAT AND DAIRY PRODUCTS        | KG                  | 2             | 59          | 59          | 58.50        | 54          | 55          | 54.00        |
| VEGETABLE AND GRAIN MILL       | LITRES              | 10            | 50          | 48          | 48.80        | 49          | 48          | 48.40        |
| BAKERY PRODUCTS                | KG                  | 21            | 47          | 46          | 46.60        | 46          | 46          | 46.03        |
| SUGAR, COCOA AND CONFECTIONERY | M/TONS              | 3             | 45          | 47          | 46.00        | 44          | 46          | 45.00        |
| MISCELLANEOUS FOOD PRODUCTS    | M/TONS              | 2             | 26          | 22          | 24.00        | 26          | 26          | 26.00        |
| BEER & STOUT                   | HECT                | 3             | 58          | 55          | 56.50        | 55          | 60          | 57.50        |
| SOFT DRINKS                    | HECT                | 1             | 55          | 35          | 45.00        | 35          | 35          | 35.00        |
| TEXTILES                       | SQ MTRS             | 8             | 55          | 54          | 54.60        | 54          | 59          | 56.60        |
| WEARING APPAREL                | SQ MTRS             | 6             | 67          | 67          | 67.00        | 67          | 67          | 67.00        |
| KNITTING CARPET AND RUGS       | SQ MTRS             | 0             | 0           | 0           | 0.00         | 0           | 0           | 0.00         |
| LEATHER FOOT WEAR              | PAIRS               | 3             | 73          | 65          | 69.00        | 72          | 81          | 76.17        |
| WOOD & CORK PRODUCTS           | TONS                | 0             | 0           | 0           | 0.00         | 0           | 0           | 0.00         |
| SAWMILL                        | TONS                | 5             | 53          | 53          | 52.50        | 53          | 53          | 52.50        |
| PAPER MANUFACTURE & PRODUCTS   | M/TONS              | 2             | 63          | 68          | 65.00        | 70          | 70          | 70.00        |
| PRINTING AND PUBLISHING        | M/TONS              | 12            | 50          | 50          | 49.83        | 45          | 50          | 47.75        |
| BASIC INDUSTRIAL CHEMICAL      | M/TONS              | 3             | 50          | 50          | 50.00        | 49          | 50          | 49.25        |
| PAINTS                         | LITRES              | 6             | 51          | 51          | 51.25        | 52          | 52          | 51.88        |
| DRUGS AND MEDICINE             | LITRES              | 5             | 56          | 56          | 56.00        | 58          | 57          | 57.33        |
| SOAP AND PERFUMES              | M/TONS              | 6             | 54          | 55          | 54.30        | 55          | 53          | 53.80        |
| OTHER CHEMICALS AND PET.PRODS. | M/TONS              | 1             | 91          | 63          | 77.00        | 92          | 89          | 90.50        |
| TYRES AND TUBES                | M/TONS              | 1             | 65          | 70          | 67.50        | 68          | 60          | 64.00        |
| PLASTIC PRODUCTS               | M/TONS              | 9             | 65          | 65          | 65.19        | 65          | 65          | 64.88        |
| GLASS AND GLASS PRODUCTS       | M/TONS              | 2             | 44          | 46          | 44.75        | 51          | 51          | 51.00        |
| CEMENTS AND CEMENTS PRODUCTS   | M/TONS              | 16            | 52          | 52          | 51.50        | 52          | 52          | 52.13        |
| BASIC METAL INDUSTRY           | M/TONS              | 0             | 0           | 0           | 0.00         | 0           | 0           | 0.00         |
| STRUCTURAL METAL PRODUCTS      | M/TONS              | 2             | 51          | 58          | 54.00        | 58          | 54          | 55.50        |
| FABRICATED METAL PRODUCTS      | M/TONS              | 16            | 60          | 60          | 59.69        | 57          | 62          | 59.46        |
| RADIO, TV, ELECTRICAL & COMM.  | SET                 | 3             | 53          | 53          | 53.17        | 53          | 53          | 53.00        |
| MOTOR VEHICLE ASSEMBLY         | TONS                | 1             | 16          | 16          | 16.00        | 16          | 16          | 16.00        |
| FUNITURE                       | SET                 | 9             | 56          | 56          | 56.25        | 56          | 56          | 56.13        |
| TOTAL                          |                     | 158           |             |             |              |             |             |              |
| AVERAGE                        |                     |               | 48.73       | 47.26       | 48.00        | 48.30       | 48.82       | 48.56        |
| WEIGHTED AVERAGE               |                     |               | 54.15       | 52.52       | 53.33        | 53.67       | 54.24       | 53.96        |

**NBS/CBN/NCC COLLABORATIVE SURVEY 2006  
MINING AND QUARRYING**

**TABLE 3.5.1**

| ITEM  | Q1 2006      |              | Q2 2006       |              | 1ST HALF '06 |               | Q3 2006      |              | Q4 2006       |             | 2ND HALF '06 |               |               |
|---|--------------|--------------|---------------|--------------|--------------|---------------|--------------|--------------|---------------|-------------|--------------|---------------|---------------|
|   |              |              |               |              |              |               |              |              |               |             |              |               |               |
| NUMBER OF PERSONS ENGAGED (OF WHICH)            |              | 10,774       |               | 11,152       |              | 11,152        |              | 10,656       |               | 10,760      |              | 10,760        |               |
| NUMBER OF OPERATIVES                            |              | 6,177        |               | 5,916        |              | 5,916         |              | 6,151        |               | 6,164       |              | 6,164         |               |
| WAGES AND SALARIES (N'000)                      |              | 18,183,752   |               | 18,262,954   |              | 36,446,706    |              | 18,151,902   |               | 18,357,382  |              | 36,509,284    |               |
| OTHER SUPPLEMENTARY BENEFITS (N'000)            |              | 17,551       |               | 17,381       |              | 34,932        |              | 16,232       |               | 21,612      |              | 37,844        |               |
| TOTAL EMOLUMENT (N'000)                         |              | 18,201,303   |               | 18,280,335   |              | 36,481,638    |              | 18,168,134   |               | 18,378,994  |              | 36,547,128    |               |
| NEW MACHINERY AND EQUIPMENT (N'000)             |              | 8,085,722    |               | 8,085,722    |              | 16,171,444    |              | 8,085,722    |               | 8,086,388   |              | 16,172,110    |               |
| NEW VEHICLES (N'000)                            |              | 797          |               | 797          |              | 1,593         |              | 797          |               | 797         |              | 1,593         |               |
| RESIDENTIAL BUILDINGS (N'000)                   |              | 38,445       |               | 38,445       |              | 76,890        |              | 38,445       |               | 38,445      |              | 76,890        |               |
| NON-RESIDENTIAL BUILDINGS (N'000)               |              | 32,281       |               | 32,281       |              | 64,563        |              | 32,281       |               | 32,281      |              | 64,563        |               |
| MAJOR REPAIRS AND MAINTENANCE (N'000)           |              | 14,038       |               | 14,587       |              | 28,625        |              | 14,443       |               | 14,378      |              | 28,821        |               |
| OTHER ASSETS ACQUIRED (N'000)                   |              | 6,921        |               | 6,921        |              | 13,842        |              | 6,921        |               | 6,921       |              | 13,842        |               |
| TOTAL CAPITAL EXPENDITURE (N'000)               |              | 8,178,204    |               | 8,178,753    |              | 16,356,957    |              | 8,178,609    |               | 8,179,210   |              | 16,357,819    |               |
| COST OF MATERIALS, FUEL AND ELECTRICITY (N'000) |              | 34,906       |               | 35,102       |              | 70,008        |              | 34,527       |               | 35,207      |              | 69,734        |               |
| RENT (N'000)                                    |              | 200,792      |               | 200,805      |              | 401,597       |              | 201,184      |               | 201,184     |              | 402,368       |               |
| DEPRECIATION (N'000)                            |              | 3,604,464    |               | 3,774,228    |              | 7,378,692     |              | 4,165,927    |               | 3,577,001   |              | 7,742,928     |               |
| SPARE PARTS (N'000)                             |              | 10,640,167   |               | 10,715,673   |              | 21,355,840    |              | 10,297,752   |               | 10,454,640  |              | 20,752,392    |               |
| OTHER COSTS (N'000)                             |              | 3,241,194    |               | 3,437,729    |              | 6,678,923     |              | 3,632,828    |               | 3,572,888   |              | 7,205,716     |               |
| OPERATING COST (N'000)                          |              | 17,721,523   |               | 18,163,537   |              | 35,885,061    |              | 18,332,218   |               | 17,840,919  |              | 36,173,138    |               |
|   |              |              |               |              |              |               |              |              |               |             |              |               |               |
|   |              |              |               |              |              |               |              |              |               |             |              |               |               |
|   |              |              |               |              |              |               |              |              |               |             |              |               |               |
| <b>MINERAL TYPE</b>                             | <b>AVESP</b> | <b>Q1QTY</b> | <b>Q1SPRI</b> | <b>Q1VAL</b> | <b>Q2QTY</b> | <b>Q2SPRI</b> | <b>Q2VAL</b> | <b>Q3QTY</b> | <b>Q3SPRI</b> | <b>Q3VA</b> | <b>Q4QTY</b> | <b>Q4SPRI</b> | <b>Q4VAL</b>  |
| GOLD  | 0            | 0            | 0             | 0            | 0            | 0             | 0            | 0            | 0             | 0           | 0            | 0             | 0             |
| KAOLIN  | 3,030        | 144          | 3,030         | 435,250      | 150          | 3,140         | 471,000      | 148          | 3,150         | 466,200     | 162          | 3,200         | 518,400       |
| MARBLE  | 1,482        | 29,382       | 1,489         | 43,741,524   | 29,918       | 1,450         | 43,366,524   | 22,487       | 1,528         | 34,357,816  | 1,471,870    | 1,463         | 2,152,736,462 |
| GYPSUM  | 4,535        | 55,565       | 496           | 27,573,361   | 32,321       | 16,624        | 537,291,720  | 21,090       | 496           | 10,465,565  | 32,569       | 522           | 17,012,298    |
| DOLOMITE  | 0            | 0            | 0             | 0            | 0            | 0             | 0            | 0            | 0             | 0           | 0            | 0             | 0             |
| CASSITERITE                                     | 0            | 0            | 0             | 0            | 0            | 0             | 0            | 0            | 0             | 0           | 0            | 0             | 0             |
| COLUMBITE                                       | 0            | 0            | 0             | 0            | 0            | 0             | 0            | 0            | 0             | 0           | 0            | 0             | 0             |
| REFINE TIN                                      | 0            | 0            | 0             | 0            | 0            | 0             | 0            | 0            | 0             | 0           | 0            | 0             | 0             |
| BARYTES   | 0            | 0            | 0             | 0            | 0            | 0             | 0            | 0            | 0             | 0           | 0            | 0             | 0             |
| FEILDSPAR                                       | 0            | 0            | 0             | 0            | 0            | 0             | 0            | 0            | 0             | 0           | 0            | 0             | 0             |
| LEAD/ZINC                                       | 0            | 0            | 0             | 0            | 0            | 0             | 0            | 0            | 0             | 0           | 0            | 0             | 0             |
| IRON ORE  | 0            | 0            | 0             | 0            | 0            | 0             | 0            | 0            | 0             | 0           | 0            | 0             | 0             |
| LIMESTONE                                       | 209          | 140          | 209           | 29,260       | 146          | 210           | 30,660       | 152          | 230           | 34,960      | 163          | 240           | 39,120        |
| TANTALITE                                       | 131          | 120          | 113           | 13,560       | 135          | 117           | 15,795       | 146          | 145           | 21,170      | 157          | 150           | 23,550        |
| GRANITE   | 770          | 1,959        | 627           | 1,227,832    | 1,175        | 1,280         | 1,504,095    | 3,330        | 601           | 2,000,343   | 1,685        | 575           | 967,941       |
| SALT  | 367          | 653          | 131           | 85,266       | 658          | 148           | 97,384       | 670          | 145           | 97,150      | 535          | 1,045         | 559,346       |
| WHITE STONE                                     | 581          | 3,918        | 653           | 2,557,984    | 3,918        | 653           | 2,557,984    | 3,918        | 692           | 2,711,463   | 3,931        | 326           | 1,283,255     |

**NBS/CBN/NCC COLLABORATIVE SURVEY 2006  
PROFESSIONAL SERVICES**

**TABLE 3.6.1**

| ITEM   | Q1 2006   | Q2 2006   | 1ST HALF '06 | Q3 2006   | Q4 2006   | 2ND HALF '06 |
|--|-----------|-----------|--------------|-----------|-----------|--------------|
| EMPLOYMENT: PERSONS ENGAGED NIGERIAN MALE                          | 9,695     | 9,777     | 9,777        | 9,902     | 10,894    | 10,894       |
| EMPLOYMENT: PERSONS ENGAGED NIGERIAN FEMALE                        | 3,907     | 3,928     | 3,928        | 4,155     | 4,279     | 4,279        |
| EMPLOYMENT: PERSONS ENGAGED NON-NIGERIAN MALE                      | 517       | 537       | 537          | 537       | 537       | 537          |
| EMPLOYMENT: PERSONS ENGAGED NON-NIGERIAN FEMALE                    | 331       | 331       | 331          | 331       | 331       | 331          |
| OPERATING COST: WAGES AND SALARIES (N'000)                         | 739,781   | 769,672   | 1,509,452    | 790,446   | 868,521   | 1,658,967    |
| OPERATING COST: OTHER BENEFITS (N'000)                             | 211,818   | 258,245   | 470,063      | 367,844   | 420,824   | 788,668      |
| OPERATING COST: COST OF ELECTRICITY (N'000)                        | 97,547    | 125,102   | 222,649      | 120,865   | 100,297   | 221,161      |
| OPERATING COST: COST OF FUEL PURCHASED (N'000)                     | 152,533   | 123,821   | 276,353      | 123,531   | 178,682   | 302,213      |
| OPERATING COST: REPAIR AND MAINTENANCE OF VEHICLES (N'000)         | 187,116   | 185,917   | 373,033      | 213,099   | 204,232   | 417,331      |
| OPERATING COST: RENT ON OFFICE ACCOMODATION (N'000)                | 126,528   | 120,844   | 247,372      | 120,885   | 120,844   | 241,729      |
| OPERATING COST: INTEREST ON LOAN (N'000)                           | 15,400    | 14,966    | 30,366       | 16,806    | 17,715    | 34,521       |
| OPERATING COST: DEPRECIATION (N'000)                               | 168,036   | 211,797   | 379,833      | 206,113   | 239,476   | 445,588      |
| OPERATING COST: OTHER COST (N'000)                                 | 124,771   | 137,567   | 262,338      | 220,562   | 213,017   | 433,578      |
| SOURCE OF INCOME: FEE FOR PROFESIONAL SERVICES (N'000)             | 8,421,406 | 7,292,613 | 15,714,019   | 7,209,184 | 7,695,268 | 14,904,452   |
| SOURCE OF INCOME: INCOME FROM SALES OF LAND (N'000)                | 1,029,943 | 684,775   | 1,714,718    | 721,280   | 1,149,133 | 1,870,413    |
| SOURCE OF INCOME: INCOME FROM SALE OF BUILDINGS (N'000)            | 783,377   | 1,149,546 | 1,932,923    | 1,446,426 | 1,560,159 | 3,006,585    |
| SOURCE OF INCOME: INCOME FROM OTHER ASSETS (N'000)                 | 318,791   | 389,631   | 708,423      | 354,160   | 685,705   | 1,039,865    |
| SOURCE OF INCOME: INCOME FROM PROPERTY RENT (N'000)                | 43,368    | 87,398    | 130,766      | 200,614   | 224,469   | 425,083      |
| SOURCE OF INCOME: INCOME FROM PROPERTY INTEREST (N'000)            | 222,691   | 259,424   | 482,114      | 286,275   | 399,120   | 685,395      |
| SOURCE OF INCOME: INCOME FROM DIVIDENDS (N'000)                    | 73,900    | 73,982    | 147,882      | 74,003    | 73,982    | 147,985      |
| SOURCE OF INCOME: OTHERS (N'000)                                   | 658,584   | 951,020   | 1,609,604    | 267,382   | 1,645,552 | 1,912,934    |
| SOURCE OF WORKING CAPITAL: BANK LOAN (N'000)                       | 2,300,787 | 2,597,150 | 4,897,937    | 2,620,157 | 2,819,986 | 5,440,143    |
| SOURCE OF WORKING CAPITAL: GOVERNMENT GUARANTEED BANK LOAN (N'000) | 20,899    | 20,899    | 41,797       | 21,829    | 21,560    | 43,389       |
| SOURCE OF WORKING CAPITAL: COOPERATIVE SOCIETY (N'000)             | 810,973   | 810,973   | 1,621,945    | 810,973   | 810,973   | 1,621,945    |
| SOURCE OF WORKING CAPITAL: FAMILY FRIEND (N'000)                   | 1,145,329 | 1,145,536 | 2,290,865    | 1,360,661 | 1,361,033 | 2,721,694    |
| SOURCE OF WORKING CAPITAL: ESTABLISHMENT'S OWN FUND (N'000)        | 5,725,716 | 5,985,615 | 11,711,331   | 5,680,218 | 5,584,201 | 11,264,419   |
| SOURCE OF WORKING CAPITAL: FOREIGN SOURCE (N'000)                  | 12,733    | 17,260    | 29,994       | 18,914    | 20,568    | 39,482       |
| SOURCE OF WORKING CAPITAL: INCREASE IN EQUITY (N'000)              | 18,108    | 18,108    | 36,216       | 18,108    | 18,108    | 36,216       |
| SOURCE OF WORKING CAPITAL: OTHERS (N'000)                          | 246,959   | 394,427   | 641,386      | 441,351   | 455,449   | 896,799      |

**NBS/CBN/NCC COLLABORATIVE SURVEY 2006  
ORGANISED ROAD TRANSPORT OPERATORS**

**TABLE 3.7.1**

| ITEM   | Q1 2006    | Q2 2006    | 1ST HALF '06 | Q3 2006    | Q4 2006    | 2ND HALF '06 |
|--|------------|------------|--------------|------------|------------|--------------|
| NUMBER OF PERSONS ENGAGED (OF WHICH)                   | 52,005     | 61,386     | 61,386       | 65,411     | 65,602     | 65,602       |
| NUMBER OF OPERATIVES                                   | 33,428     | 34,646     | 34,646       | 33,408     | 32,929     | 32,929       |
| WAGES AND SALARIES (N'000)                             | 2,483,806  | 2,433,310  | 4,917,116    | 2,824,455  | 2,903,988  | 5,728,443    |
| SUPPLEMENTARY BENEFITS (N'000)                         | 413,653    | 412,775    | 826,428      | 604,540    | 605,358    | 1,209,898    |
| GROSS ADDITION TO FIXED ASSETS (N'000)                 | 1,809,856  | 1,707,475  | 3,517,331    | 1,658,067  | 1,653,126  | 3,311,193    |
| COST OF TYRES PURCHASED AND USED (N'000)               | 841,600    | 813,093    | 1,654,693    | 1,177,058  | 1,161,188  | 2,338,246    |
| COST OF PARTS PURCHASED (N'000)                        | 398,092    | 418,514    | 816,607      | 403,223    | 412,675    | 815,898      |
| COST OF FUEL AND OIL (N'000)                           | 1,766,077  | 1,910,898  | 3,676,975    | 1,802,010  | 1,934,944  | 3,736,954    |
| COST OF REPAIRS AND MAINTENANCE (N'000)                | 20,322     | 21,520     | 41,842       | 17,567     | 19,534     | 37,101       |
| COST OF BUSINESS GIVEN OUT ON SUB CONTRACT (N'000)     | .          | .          | .            | .          | .          | .            |
| ACCIDENT CLAIMS (N'000)                                | 4,043      | 4,043      | 8,085        | 4,142      | 2,994      | 7,137        |
| VEHICLE INSURANCE PREMIUM (N'000)                      | 193,471    | 193,471    | 386,943      | 193,471    | 192,473    | 385,945      |
| LICENCE AND RELICENCE (N'000)                          | 4,482      | 4,182      | 8,664        | 3,883      | 4,182      | 8,065        |
| OTHER PAYMENTS TO LICENCING AUTHORITIES (N'000)        | 27,519     | 27,519     | 55,038       | 27,719     | 27,789     | 55,507       |
| PROVISION FOR DEPRECIATION (N'000)                     | 246,683    | 247,681    | 494,364      | 246,683    | 247,681    | 494,364      |
| INTEREST PAYMENTS (N'000)                              | 25,603     | 25,553     | 51,155       | 35,634     | 35,634     | 71,268       |
| OTHER DISBURSEMENTS (N'000)                            | 38,539     | 39,537     | 78,075       | 40,535     | 39,537     | 80,072       |
| PASSENGER VEHICLES: SALOON CARS (NUMBER)               | 1,118      | 1,118      | 1,118        | 1,118      | 1,118      | 1,118        |
| PASSENGER VEHICLES: STATION WAGON (NUMBER)             | 1,088      | 1,148      | 1,148        | 1,088      | 1,148      | 1,148        |
| PASSENGER VEHICLES: BUSES <= 14 PASSENGERS (NUMBER)    | 998        | 1,018      | 1,018        | 988        | 1,018      | 1,018        |
| PASSENGER VEHICLES: BUSES 15 TO 25 PASSENGERS (NUMBER) | 6,528      | 8,454      | 8,454        | 8,724      | 8,784      | 8,784        |
| PASSENGER VEHICLES: BUSES 26 TO 40 PASSENGERS (NUMBER) | 1,158      | 1,258      | 1,258        | 1,188      | 1,288      | 1,288        |
| PASSENGER VEHICLES: BUSES >= 41 PASSENGERS (NUMBER)    | 689        | 719        | 719          | 629        | 629        | 629          |
| HAULAGE VEHICLES: LORRIES (NUMBER)                     | 848        | 1,098      | 1,098        | 848        | 1,078      | 1,078        |
| HAULAGE VEHICLES: TRAILERS (NUMBER)                    | 888        | 868        | 868          | 888        | 838        | 838          |
| HAULAGE VEHICLES: TANKERS (NUMBER)                     | 479        | 479        | 479          | 479        | 479        | 479          |
| HAULAGE VEHICLES: OTHERS (NUMBER)                      | 2,965      | 3,004      | 3,004        | 2,974      | 2,984      | 2,984        |
| PASSENGER FARES (N'000)                                | 15,683,911 | 18,266,445 | 33,950,356   | 18,184,646 | 19,573,541 | 37,758,187   |
| HAULAGE CHARGES (N'000)                                | 414,123    | 402,684    | 816,806      | 313,659    | 431,830    | 745,488      |
| ACCIDENT CLAIMS (N'000)                                | 4,043      | 4,043      | 8,086        | 4,142      | 2,994      | 7,136        |
| RECEIPTS FROM BUSINESS (N'000)                         | .          | .          | .            | .          | .          | .            |
| RECEIPTS FOR REPAIRS (N'000)                           | 23,327     | 23,347     | 46,674       | 25,972     | 25,992     | 51,964       |
| VALUE OF ASSETS PRODUCED (N'000)                       | .          | .          | .            | .          | .          | .            |
| OTHER RECEIPTS (N'000)                                 | 1,594,095  | 1,593,946  | 3,188,041    | 1,593,746  | 1,594,095  | 3,187,841    |

**NBS/CBN/NCC COLLABORATIVE SURVEY 2006  
BALANCE PAYMENT (\$'000)**

**TABLE 3.8.1**

| <b>ITEM</b>                    | <b>Q1 2006</b>   | <b>Q2 2006</b>   | <b>1<sup>ST</sup> HALF '06</b> | <b>Q3 2006</b>   | <b>Q4 2006</b>   | <b>2ND HALF '06</b> |
|--------------------------------|------------------|------------------|--------------------------------|------------------|------------------|---------------------|
| RECEIPTS: LOANS                | 18,707           | 25,093           | 43,800                         | 38,855           | 44,237           | 83,092              |
| RECEIPTS: LEASING              | 15               | 29               | 44                             | 48               | 71               | 119                 |
| RECEIPTS: LETTER OF CREDIT     | 272,000          | 328,000          | 600,000                        | 248,000          | 566,000          | 814,000             |
| RECEIPTS: BANKER<br>ACCEPTANCE | 2,126            | 1,968            | 4,093                          | 1,922            | 1,238            | 3,160               |
| RECEIPTS: FOREX                | 566,000          | 439,000          | 1,005,000                      | 136,000          | 271,000          | 407,000             |
| RECEIPTS: TRAVELERS<br>CHEQUE  | 85               | 556              | 640                            | 370              | 344              | 714                 |
| RECEIPTS: BROKERAGE            | 92               | 92               | 183                            | 92               | 92               | 183                 |
| RECEIPTS: PLACEMENTS           | 77,429           | 77,620           | 155,050                        | 94,440           | 93,258           | 187,698             |
| RECEIPTS: UNDERWRITINGS        | -                | -                | -                              | -                | -                | -                   |
| RECEIPTS: REDEMPTION           | -                | -                | -                              | -                | -                | -                   |
| RECEIPTS: MONEY TRANSFER       | 1,540,000        | 1,300,000        | 2,840,000                      | 1,650,000        | 370,000          | 2,020,000           |
| RECEIPTS: OTHER TRANSFERS      | 520,000          | 566,000          | 1,086,000                      | 659,000          | 805,000          | 1,464,000           |
| <b>TOTAL RECEIPTS</b>          | <b>2,996,454</b> | <b>2,738,357</b> | <b>5,734,810</b>               | <b>2,828,726</b> | <b>2,151,240</b> | <b>4,979,966</b>    |
|                                | -                | -                | -                              | -                | -                | -                   |
| PAYMENT: LOANS                 | 12,314           | 12,324           | 24,638                         | 8,097            | 15,766           | 23,863              |
| PAYMENT: LEASING               | -                | -                | -                              | -                | -                | -                   |
| PAYMENT: LETTER OF CREDIT      | 946,000          | 1,160,000        | 2,106,000                      | 940,000          | 1,290,000        | 2,230,000           |
| PAYMENT: BANKER<br>ACCEPTANCE  | -                | -                | -                              | -                | -                | -                   |
| PAYMENT: FOREX                 | 492,000          | 414,000          | 906,000                        | 155,000          | 281,000          | 436,000             |
| PAYMENT: TRAVELERS<br>CHEQUE   | 324              | 295              | 619                            | 303              | 105              | 408                 |
| PAYMENT: BROKERAGE             | 103              | 191              | 293                            | 172              | 87               | 259                 |
| PAYMENT: PLACEMENTS            | 168,000          | 168,000          | 336,000                        | 168,000          | 308,000          | 476,000             |
| PAYMENT: UNDERWRITINGS         | -                | -                | -                              | -                | -                | -                   |
| PAYMENT: REDEMPTION            | 34               | 34               | 67                             | 34               | 34               | 67                  |
| PAYMENT: MONEY TRANSFER        | 2,917            | 2,917            | 5,833                          | 2,917            | 2,917            | 5,833               |
| PAYMENT: OTHER TRANSFERS       | 365,000          | 521,000          | 886,000                        | 532,000          | 554,000          | 1,086,000           |
| <b>TOTAL PAYMENTS</b>          | <b>1,986,690</b> | <b>2,278,760</b> | <b>4,265,451</b>               | <b>1,806,522</b> | <b>2,451,908</b> | <b>4,258,429</b>    |

TABLE 3.9.1

**NBS/CBN/NCC COLLABORATIVE SURVEY 2006  
CORPORATE NON-FINANCIAL SECTOR (NON – OIL)**

| ITEM  | MANUFACTURING AND PROCESSING VALUE NIGERIA | TRANSPORT AND COMMUNICATION VALUE NIGERIA | BUILDING AND CONSTRUCTION VALUE NIGERIA | TRADING AND BUSINESS SERVICES VALUE NIGERIA | AGRICULTURE, MINING AND QUARY VALUE NIGERIA | OTHER ACTIVITIES VALUE NIGERIA |
|---|--|---|---|---|---|--------------------------------|
| <b>ASSETS (N'000)</b>   |  |   |   |   |   |                                |
| NON-OIL ASSETS: DEPRECIATION RESERVE                          | 5,013,382.50                               | 109,744,302.04                            | 9,709,600.00                            | 35,732,931.00                               | 335,636.14                                  | 38,726,373.20                  |
| NON-OIL ASSETS: NET FIXED ASSETS                              | 9,281,554,006.08                           | 178,506,406.84                            | 46,264,870.00                           | 15,251,793.88                               | 12,432,203.90                               | 1,409,348,838.46               |
| NON-OIL CURRENT ASSETS: VALUE OF STOCK                        | 6,926,163,408.74                           | 15703239.9                                | 3,114.40                                | 7,035,553.26                                | 17,980,058.66                               | 1,789,460,758.48               |
| NON-OIL ACCOUNT RECEIVABLE: FROM LOCALSOURCES                 | 438,713,917.70                             | 28,153.26                                 | 4,396.80                                | 7,946,872.50                                | 1,006,157.30                                | 11,081,928.30                  |
| NON-OIL ACCOUNT RECEIVABLE: FROM ABROAD                       | 301,670.86                                 | -   | -                                       | -   | -   | -                              |
| NON-OIL ACCOUNT RECEIVABLE: BANK AND CASH BALANCES            | 216,988,574.44                             | 23,056,878.74                             | 946,101,134.00                          | 19,596,436.84                               | 150,104.92                                  | 355,046,912.80                 |
| NON-OIL ACCOUNT RECEIVABLE: PREAPID EXPENSES                  | 164,010,821.34                             | 164,880.00                                |   | 2,890,282.28                                | 1,406.06                                    | 2,053,168.20                   |
| NON-OIL ACCOUNT RECEIVABLE: OTHER CURRENT ASSETS              | 2,466,943,669.62                           | 747,825,088.46                            | 26,335,000.00                           | 98,579.92                                   | 91,600.00                                   | 3,110,418,331.20               |
| NON-OIL ACCOUNT RECEIVABLE: CERTIFICATES OF DEPOSITS          | -  | -   |   | 2,806,546.14                                | -   | 7,250.14                       |
| NON-OIL ACCOUNT RECEIVABLE: BANKERS ACCEPTANCES               | -  | -   |   | 549.60                                      | 2,360,536.58                                | 1,223,551.58                   |
| NON-OIL ACCOUNT RECEIVABLE: FEDERAL GOVERNMENT                | -  | -   | -                                       | -   | -   | -                              |
| NON-OIL ACCOUNT RECEIVABLE: STATE GOVERNMENT                  | -  | -   | -                                       | -   | -   | 15,778.10                      |
| NON-OIL ACCOUNT RECEIVABLE: STATE GOVERNMENT                  | -  | -   |   | 5,038.00                                    | -   | 5,656.30                       |
| NON-OIL ACCOUNT RECEIVABLE: OTHER ASSETS                      | 2,568,564.76                               | -   | 187.78                                  | 11,471,562.64                               | 1,845.74                                    | 756,020.60                     |
| NON-OIL MISCELLANEOUS   | 1,079,945.68                               | -   | 32,151,600.00                           | 229,000.00                                  | 24,709.10                                   | 1,052,763.38                   |
| NON-OIL: TOTAL ASSETS   | 19,503,337,961.72                          | 1,075,028,949.24                          | 1,060,569,902.98                        | 103,065,146.06                              | 34,384,258.40                               | 6,719,197,330.74               |
|   |  |   |   |   |   |                                |
| <b>LIABILITIES (N'000)</b>                                    |  |   |   |   |   |                                |
| NON-OIL LIABILITIES ACCOUNT PAYABLE: SHORT TERM               | 1,455,025,622.72                           | 12,331,475.96                             | 176,761,642.02                          | 2,208,709.58                                | 429,489.50                                  | 46,969,086.22                  |
| NON-OIL LIABILITIES ACCOUNT PAYABLE: MEDIUM TERM              | 1,391,834,089.48                           |   | 117,841,094.68                          |   | 1,145.00                                    | 3,435.00                       |
| NON-OIL LIABILITIES ACCOUNT PAYABLE: LONG TERM                | 1,386,952,698.00                           | 359,252,644.36                            | 294,602,736.70                          | 510,303.60                                  |   | 2,751,938.80                   |
| NON-OIL LIABILITIES ACCOUNT PAYABLE: OTHER CREDITORS          | 1,633,024,455.64                           | 702,245,711.64                            |   | 33,001,913.64                               | 19,089,119.40                               | 1,381,090,327.77               |
| NON-OIL LIABILITIES ACCOUNT PAYABLE: BANK AND OTHER FINANCIAL | 1,772,081,779.02                           | 21,283.26                                 |   | 5,915,921.88                                | 4,072,059.68                                | 1,566.36                       |
| NON-OIL LIABILITIES ACCOUNT PAYABLE: COMMERCIAL PAPERS        | 2,597,711,115.14                           |   |   | 229,000.00                                  | 460,290.00                                  |                                |
| NON-OIL LIABILITIES ACCOUNT PAYABLE: BANKERS ACCEPTANCE       | 257,345.62                                 |   |   |   |   |                                |
| NON-OIL LIABILITIES ACCOUNT PAYABLE: OVERSEAS CREDITORS       | 228,023,818.80                             |   |   |   |   | 2,128,784.00                   |
| NON-OIL LIABILITIES EQUITY: NIGERIA GOVERNMENT SHARES         | 229,516,711.02                             | 6,412.00                                  |   | 24,356.44                                   |   |                                |
| NON-OIL LIABILITIES EQUITY: DOMESTIC PRIVATE SHARES           | 2,161,889,467.44                           |   |   | 2,377.02                                    | 625,170.00                                  | 345,370,641.46                 |
| NON-OIL LIABILITIES EQUITY: DIRECT FOREIGN INVESTMENT         | 206,867,589.68                             |   | 206,221,915.69                          | 50.38                                       |   | 2,741,294,829.62               |
| NON-OIL LIABILITIES EQUITY: RESERVES                          | 5,305,333,464.16                           | 46,821.34                                 |   | 2,368,139.38                                | 7,121,556.50                                | 62,756,992.00                  |
| NON-OIL LIABILITIES EQUITY: OPERATING SURPLUS OR LOSS         | 537,589,201.90                             |   |   | 58,762,352.64                               | 851,101.40                                  | 702,892.60                     |
| NON-OIL LIABILITIES OTHER: OTHER LIABILITIES                  | 245,833,043.46                             |   | 58,920,597.72                           |   | 785,012.00                                  | 2,119,240,761.63               |
| NON-OIL LIABILITIES OTHER: DEBENTURES OR LOAN STOCK           |  |   |   |   |   | 22,900.00                      |
| NON-OIL LIABILITIES OTHER: DEBENTURES OR LOAN STOCK           | 103,293,894.16                             | 1,124,600.68                              | 58,920,574.82                           | 1,964.82                                    | 746,443.82                                  | 8,693,687.30                   |
| NON-OIL LIABILITIES OTHER: DIVIDENDS PAYABLE                  | 27,223,611.60                              |   |   | 35,069.06                                   | 14,633.10                                   | 255,738.04                     |
| NON-OIL LIABILITIES OTHER: MISCELLANEOUSDIVIDENDS PAYABLE     | 220,880,053.88                             |   | 147,301,341.35                          |   | 188,238.00                                  | 7,913,749.94                   |
| NON-OIL: TOTAL LIABILITIES                                    | 19,503,337,961.72                          | 1,075,028,949.24                          | 1,060,569,902.98                        | 103,060,158.44                              | 34,384,258.40                               | 6,719,197,330.74               |

**NBS/CBN/NCC COLLABORATIVE SURVEY 2006  
CORPORATE NON-FINANCIAL SECTOR (FOREIGN PRIVATE)**

**TABLE 3.9.2**

| ITEM   | MANUFACTURING AND PROCESSING VALUE NIGERIA | TRANSPORT AND COMMUNICATION VALUE NIGERIA | BUILDING AND CONSTRUCTION VALUE NIGERIA | TRADING AND BUSINESS SERVICES VALUE NIGERIA | AGRICULTURE, MINING AND QUARY VALUE NIGERIA | OTHER ACTIVITIES VALUE NIGERIA |
|--|--|---|---|---|---|--------------------------------|
| <b>ASSETS (N'000)</b>  |  |   |   |   |   |                                |
| FOREIGN PRIVATE INVESTMENT ASSETS: CASH BALANCE ON HAND            | 63,433,320.60                              |   |   | 5,289.90                                    | 684,171.85                                  | 703,153.66                     |
| FOREIGN PRIVATE INVESTMENT ASSETS: CASH BALANCE AT BANK            | 5,626,278.10                               |   |   | 11,289.70                                   |   | 260,427.96                     |
| FOREIGN PRIVATE INVESTMENT ASSETS: ACCOUNT RECEIVABLE FROM C       | 1,903,750.28                               |   | 2,977.00                                |   | 1,710,429.60                                |                                |
| FOREIGN PRIVATE INVESTMENT ASSETS: ACCOUNT RECEIVABLE FROM O       |  |   |   |   |   |                                |
| FOREIGN PRIVATE INVESTMENT ASSETS: INTER COMPANY ACCOUNTS: L       | 4,495,489.84                               |   |   |   |   |                                |
| NON-OIL ACCOUNT INVESTMENTS: ABROAD                                | 225,074.94                                 |   |   |   |   |                                |
| NON-OIL ACCOUNT INVESTMENTS: IN OTHER NIGERIA COMPASNIES           | 62,040,579.24                              |   |   |   |   |                                |
| NON-OIL SECURITIES: STATE GOVERNMENT                               | 68,700.00                                  |   |   |   |   |                                |
|  |  |   |   |   |   |                                |
| FOREIGN PRIVATE INVESTMENT ASSETS: INTER COMPANY ACCOUNTS: L       | 67,449.66                                  |   |   | 2,806,561,235.68                            |   |                                |
| FOREIGN PRIVATE INVESTMENT ASSETS: SECURITIES: GOVERNMENT          |  |   |   |   |   |                                |
| FOREIGN PRIVATE INVESTMENT ASSETS: OTHER SECURITIES UNLISTED       |  |   |   |   |   |                                |
| FOREIGN PRIVATE INVESTMENT ASSETS: INVESTMENT IN AFFILIATES        | 13,741,259.50                              |   |   |   |   |                                |
| FOREIGN PRIVATE INVESTMENT ASSETS: MORTGAGE HELD                   |  |   |   |   |   |                                |
| FOREIGN PRIVATE INVESTMENT ASSETS: MORTGAGE PREPAID EXPENSES       | 109,575,675.60                             |   |   |   |   |                                |
| FOREIGN PRIVATE INVESTMENT ASSETS: MORTGAGE MISCELLANEOUS          | 238,160.00                                 |   |   |   |   | 68,700.00                      |
| FOREIGN PRIVATE INVESTMENT ASSETS: INVENTORIES RAW MATERIALS       | 1,310,034,437.60                           |   |   | 1,919,389,138.84                            | 2,223,558.53                                | 2,024,360.00                   |
| FOREIGN PRIVATE INVESTMENT ASSETS: INVENTORIES SUPPLIES            | 2,236,069,387.06                           |   |   | 526.70                                      |   |                                |
| FOREIGN PRIVATE INVESTMENT ASSETS: INVENTORIES GOODS IN PROC       | 149,408,411.92                             |   |   | 1,898,040,952.76                            | 1,482,372.34                                | 114,500.00                     |
| FOREIGN PRIVATE INVESTMENT ASSETS: INVENTORIES FINISHED GOODS      | 1,733,720,756.24                           |   |   |   | 741,186.18                                  | 251,900.00                     |
| FOREIGN PRIVATE INVESTMENT ASSETS: FREEHOLD EMPLOYED IN BUSINESS   | 538,362,351.70                             |   |   |   | 25,304.50                                   |                                |
| FOREIGN PRIVATE INVESTMENT ASSETS: FREEHOLD OTHERS                 | 335,297.22                                 |   | 5,496,000.00                            | 32.06                                       |   |                                |
| FOREIGN PRIVATE INVESTMENT ASSETS: LEASEHOLD PROPERTY IN NIG       | 34,314,266.84                              |   | 34,350,000.00                           | 36.64                                       |   |                                |
| FOREIGN PRIVATE INVESTMENT ASSETS: LEASEHOLD MACHINERY EQUIP       | 732,137,750.32                             |   | 4,122,000.00                            | 111,069.58                                  | 2,885.40                                    | 32,060.00                      |
| FOREIGN PRIVATE INVESTMENT ASSETS: LEASEHOLD FURNITURE AND FIXTUES | 171,303,862.20                             |   | 2,290,000.00                            |   |   |                                |
| FOREIGN PRIVATE INVESTMENT ASSETS: MOTOR VEHICLE IN NIGERIA        | 324,687,590.46                             |   |   | 1,790.78                                    | 916.00                                      | 517,989,513.30                 |
| FOREIGN PRIVATE INVESTMENT ASSETS: OTHERS                          | 642,704,928.46                             |   |   |   | 2,290.00                                    |                                |
| <b>TOTAL ASSETS (N'000)</b>  | <b>8,134,494,777.78</b>                    |   | <b>46,260,977.00</b>                    | <b>6,624,116,072.74</b>                     | <b>6,873,114.40</b>                         | <b>521,444,614.92</b>          |
|  |  |   |   |   |   |                                |
| <b>LIABILITIES (N'000)</b>   |  |   |   |   |   |                                |
| FOREIGN PRIVATE INVESTMENT LIABILITIES: ACCOUNTS PAYABLE TO        | 2,261,273,003.40                           |   |   | 5,915,924,082.98                            |   |                                |
| FOREIGN PRIVATE INVESTMENT LIABILITIES: ACCOUNTS PAYABLE TO        | 3,956,249,236.66                           |   | 7,678,828.00                            |   |   | 6,686,800.00                   |
| FOREIGN PRIVATE INVESTMENT LIABILITIES: ACCOUNTS PAYABLE TO        | 221,839,330.30                             |   | 5,106,883.20                            |   |   | 111,405,272.63                 |
| FOREIGN PRIVATE INVESTMENT LIABILITIES: AFTER 12 MONTHS TO B       | 1,374,000,000.00                           |   | 8,987,929.00                            | 708,197,279.66                              |   |                                |
| FOREIGN PRIVATE INVESTMENT LIABILITIES: AFTER 12 MONTHS TO T       | 51,945,251.64                              |   |   |   | 6,870,000.00                                |                                |
| FOREIGN PRIVATE INVESTMENT LIABILITIES: AFTER 12 MONTHS TO O       |  |   |   |   |   |                                |
| FOREIGN PRIVATE INVESTMENT LIABILITIES: LOANS AGAINST LIFE I       |  |   |   |   |   |                                |
| FOREIGN PRIVATE INVESTMENT LIABILITIES: DIRECT LOAND ADV           | 3,664,000.00                               |   |   |   |   |                                |
| FOREIGN PRIVATE INVESTMENT LIABILITIES: CUSTOMERS ADVANCE PA       | 524,982.50                                 |   |   |   |   | 222,627,345.26                 |
| FOREIGN PRIVATE INVESTMENT LIABILITIES: MORTGAGES PAYMENT WI       |  |   |   |   |   |                                |
| FOREIGN PRIVATE INVESTMENT LIABILITIES: MORTGAGES PAYMENT WI       |  |   |   |   |   |                                |
| FOREIGN PRIVATE INVESTMENT LIABILITIES: DUE AFTER 12 MONTHS        |  |   |   |   |   |                                |
| FOREIGN PRIVATE INVESTMENT LIABILITIES: DUE AFTER 12 MONTHS        |  |   | 15,538,063                              |   |   |                                |
| FOREIGN PRIVATE INVESTMENT LIABILITIES: ACCRUED LIABILITIES:       | 45,871,654.10                              |   | 2,530,313                               |   | 1,924                                       |                                |
| FOREIGN PRIVATE INVESTMENT LIABILITIES: ACCRUED LIABILITIES:       | 216,705,260.22                             |   | 6,415,985                               |   | 733   | 180,725,197                    |
| FOREIGN PRIVATE INVESTMENT LIABILITIES: MISCELLANEOUS              | 2,564,763.36                               |   |   |   | 458   |                                |
| FPI  | 8,134,637,482.18                           |   | 46,258,000.00                           | 6,624,121,362.64                            | 6,873,114.40                                | 521,444,614.89                 |

**NBS/CBN/NCC COLLABORATIVE SURVEY 2006**  
**TABLE 3.10.1 MODERN AGRICULTURAL HOLDING**  
**(AREA CULTIVATED AND PRODUCTION BY CROP)**

| <b>CROP</b>           | <b>AREA CULTIVATED<br/>(HECTARES)</b> | <b>PRODUCTION<br/>(TONNES)</b> |
|-----------------------|---------------------------------------|--------------------------------|
| MILLET                | 1,802                                 | 1,148                          |
| GUINEA CORN (SORGHUM) | 5,046                                 | 4,066                          |
| GROUNDNUT (PEANUT)    | 5,684                                 | 5,815                          |
| BEANS (COWPEA)        | 2,051                                 | 1,322                          |
| YAM                   | 2,022                                 | 17,426                         |
| MAIZE                 | 5,303                                 | 5,047                          |
| CASSAVA               | 1,025                                 | 8,264                          |
| RICE                  | 2,168                                 | 1,473                          |
| MELON                 | 1,612                                 | 1,129                          |
| SOYABEANS             | 1,612                                 | 1,452                          |
| ONOINS                | 8                                     | 10                             |
| BANANA                | 73                                    | 10                             |
| GUAVA                 | 29                                    | 163                            |
| RUBBER                | 5,860                                 | 72,677                         |
| PLANTAIN              | 88                                    | 309                            |
| MANGO                 | 366                                   | 848                            |
| OIL PALM              | 6,123                                 | 3,575                          |
| PINEAPPLE             | 15                                    | 161                            |
| VEGETABLE             | 249                                   | 123                            |
| COCOA                 | 258                                   | 67                             |
| BAMBARA NUT           | 176                                   | 137                            |
| BENISEED              | 395                                   | 54                             |
| CASHEW                | 587                                   | 403                            |



TABLE 3.10.2

**NBS/CBN/NCC COLLABORATIVE SURVEY 2006**  
**MODERN AGRICULTURAL HOLDING (Number of Livestock by Kind and Sex)**

| KIND                | NUMBER OF ANIMALS |       |        | NUMBER OF FEMALES |                    |
|---------------------|-------------------|-------|--------|-------------------|--------------------|
|                     | TOTAL             | MALE  | FEMALE | PRODUCING MILK    | NOT PRODUCING MILK |
| CATTLE              | 22,966            | 5,453 | 17,514 | 2,836             | 14,678             |
| SHEEP               | 3,113             | 799   | 2,314  | 0                 | 0                  |
| GOAT                | 5,233             | 771   | 4,461  | 0                 | 0                  |
| CAMEL               | 0                 | 0     | 0      | 0                 | 0                  |
| DONKEY <sup>1</sup> | 0                 | 0     | 0      | 0                 | 0                  |
| PIG                 | 1,323             | 551   | 771    | 0                 | 0                  |
| OTHERS              | 385               | 165   | 220    | 0                 | 0                  |
| ALL ANIMALS         | 33,019            | 7,739 | 25,280 | 2,836             | 14,678             |

TABLE 3.11.1

**NBS/CBN/NCC COLLABORATIVE SURVEY 2006**  
**INFORMATION AND COMMUNICATION TECHNOLOGY (ICT) INDICATOR (NISE)**

| ITEM   | SECTOR        |                          |                                    |                      |                    |                               |                         |
|--|---------------|--------------------------|------------------------------------|----------------------|--------------------|-------------------------------|-------------------------|
|  | MANUFACTURING | WHOLESALE & RETAIL TRADE | ORGANISED ROAD TRANSPORT OPERATORS | HOTELS & RESTAURANTS | MINING & QUARRYING | PRIVATE PROFESSIONAL SERVICES | BUILDING & CONSTRUCTION |
| Number of computers owned by companies                         | 2,584         | 533                      | 27                                 | 283                  | 149                | 8,576                         | 151                     |
| Percentage of companies with internet facilities               | 50            | 15                       | 5                                  | 16                   | 11                 | 26                            | 24                      |
| Total number of employee                                       | 285,881       | 1,981,389                | 65,602                             | 67,874               | 10,760             | 16,041                        | 746,210                 |
| Total number of employees having access to internet facilities | 56,715        | 217,164                  | 8,270                              | 6,867                | 1,946              | 7,276                         | 41,795                  |
| Percentage of employee having access to internet facilities    | 20            | 11                       | 13                                 | 10                   | 18                 | 45                            | 6                       |
| Percentage of companies owned website facilities               | 29            | 14                       | 5                                  | 16                   | 5                  | 18                            | 24                      |
| Number of employees using P.C                                  | 154,452       | 9,950                    | 1,228                              | 5,921                | 562                | 39,069                        | 2,555                   |
| Percentage of companies received orders through internet       | 27            | 7                        | 8                                  | 10                   | 47                 | 15                            | 10                      |
| Percentage of companies place order through internet           | 30            | 8                        | 5                                  | 12                   | 15                 | 17                            | 24                      |
| Percentage of companies that have intranet facilities          | 23            | 10                       | 8                                  | 16                   | 5                  | 14                            | 10                      |
| Percentage of companies that operate LAN                       | 38            | 8                        | 16                                 | 19                   | 16                 | 15                            | 29                      |
| Amount invested on ICT (N)                                     | 4,392,983,362 | 9,104,560                | 159,005,295                        | 25,041,075           | 496,234            | 530,237                       | 367,840,255             |
| Share from Amount invested (N) on ICT (%)                      | 88.66         | 0.18                     | 3.21                               | 0.51                 | 0.01               | 0.01                          | 7.42                    |
| Amount invested on ICT (\$)                                    | 16,034,857    | 2,002,964                | 22,940,442                         | 6,066,675            | 285,650            | 163,054                       | 9,141,991               |
| Share from Amount invested (\$) on ICT (%)                     | 28.31         | 3.54                     | 40.51                              | 10.71                | 0.50               | 0.29                          | 16.14                   |
| Amount Spent on ICT (N)  | 185,569,904   | 4,502,964                | 99,815,000                         | 13,060,605           | 496,234            | 1,145,598                     | 23,721,780              |
| Share from Amount spent (N) on ICT (%)                         | 56.52         | 1.37                     | 30.40                              | 3.98                 | 0.15               | 0.35                          | 7.23                    |

TABLE 4.1.1

## STATE WATER BOARD AND TARIFF

| Volume of Water Available for Domestic Purpose (Cubic metre) |                 |                 |                 |                 |                |
|--|-----------------|-----------------|-----------------|-----------------|----------------|
| STATE  | 1 <sup>ST</sup> | 2 <sup>ND</sup> | 3 <sup>RD</sup> | 4 <sup>TH</sup> | 2,006          |
| Abia   | 6,106,900       | 31,700,000      | 22,120,000      | 7,130,000       | 67,056,900     |
| Adamawa  | 650,000         | 700,000         | 700,000         | 650,000         | 2,700,000      |
| Akwa Ibom  | .               | .               | .               | 137,256         | 137,256        |
| Anambra  | 45,000,000      | 45,000,000      | 45,000,000      | 45,000,000      | 180,000,000    |
| Bauchi   | 1,466,666       | 1,466,666       | 1,466,666       | 1,466,666       | 5,866,664      |
| Bayelsa  | 2,506,833       | 2,757,517       | 2,504,557       | 2,405,240       | 10,174,147     |
| Benue  | 600             | 600             | 600             | 600             | 2,400          |
| Borno  | 6,939,670       | 6,939,670       | 8,009,600       | 9,003,370       | 30,892,310     |
| CRiver   | 707,460         | 721,820         | 722,026         | 601,798         | 2,753,104      |
| Delta  | .               | .               | .               | .               | 0              |
| Ebonyi   | .               | .               | .               | .               | 0              |
| Edo  | 169,511,021     | 170,358,577     | 170,699,294     | 171,040,693     | 681,609,585    |
| Ekiti  | 146,023         | 146,023         | 146,023         | 146,023         | 584,092        |
| Enugu  | 1,965,210       | 986,825         | 958,566         | 1,248,860       | 5,159,461      |
| Gombe  | 688,500         | 2,218,500       | 2,218,500       | 2,218,500       | 7,344,000      |
| Imo  | 2,682,623       | 2,825,220       | 1,731,357       | 2,867,832       | 10,107,032     |
| Jigawa   | 4,202,514       | 4,202,514       | 4,202,514       | 4,202,514       | 16,810,056     |
| Kaduna   | 8,530,000       | 9,320,000       | 12,390,000      | 3,880,000       | 34,120,000     |
| Kano   | 4,183,010,552   | 3,588,331,981   | 2,130,856,423   | 1,172,511,737   | 11,074,710,693 |
| Katsina  | 4,491,243       | 4,479,786       | 4,579,615       | 4,565,942       | 18,116,586     |
| Kebbi  | 1,478,400,000   | 985,600,000     | 1,476,800,000   | 2,215,200,000   | 6,156,000,000  |
| Kogi   | .               | .               | .               | .               | 0              |
| Kwara  | 121,400,000     | 129,900,000     | 138,000,000     | 159,600,000     | 548,900,000    |
| Lagos  | 20,380,000      | 21,740,000      | 24,950,000      | 20,570,000      | 87,640,000     |
| Nassarawa  | 1,926,913       | 2,202,193       | 1,651,644       | 1,926,918       | 7,707,668      |
| Niger  | 169,700,000     | 169,700,000     | 169,700,000     | 169,700,000     | 678,800,000    |
| Ogun   | 290,047,534     | 70,000,000      | 29,004,750      | 23,202,800      | 412,255,084    |
| Ondo   | .               | .               | .               | .               | 0              |
| Osun   | 3,714,483       | 3,684,004       | 3,284,911       | 3,562,039       | 14,245,437     |
| Oyo  | .               | .               | .               | .               | 0              |
| Plateau  | 5,344,354       | 2,994,005       | 4,711,316       | 2,668,805       | 15,718,480     |
| Rivers   | 1,683,257       | 736,592         | 809,851         | 1,153,560       | 4,383,260      |
| Sokoto   | 5,552,750       | 5,382,000       | 5,297,000       | 5,478,000       | 21,709,750     |
| Taraba   | 390,000         | 390,000         | 390,000         | 390,000         | 1,560,000      |
| Yobe   | 1,500,000       | 2,100,000       | 2,420,000       | 2,420,000       | 8,440,000      |
| Zamfara  | .               | .               | .               | .               | 0              |
| FCT  | .               | .               | .               | .               | 0              |
| TOTAL  | 6,538,645,106   | 5,266,584,493   | 4,265,325,213   | 4,034,949,153   | 20,105,503,965 |

| <b>Table 4.1.1. (Contd) Volume of Water Available for Industrial Purpose (cubic metre)</b> |                       |                       |               |               |
|--|-----------------------|-----------------------|---------------|---------------|
| <b>IST</b>   | <b>2<sup>ND</sup></b> | <b>3<sup>RD</sup></b> | <b>4TH</b>    | <b>2,006</b>  |
| 45,802,000   | 23,775,000            | 16,590,000            | 5,345,000     | 91,512,000    |
| 120,000  | 100,000               | 1,000,000             | 1,200,000     | 2,420,000     |
| .  | .                     | .                     | 19,608        | 19,608        |
| 85,000,000   | 85,000,000            | 85,000,000            | 85,000,000    | 340,000,000   |
| 64,808,385   | 64,808,385            | 64,808,385            | 64,808,385    | 259,233,540   |
| 51,159   | 56,276                | 51,113                | 48,500        | 207,048       |
| 3,000  | 3,000                 | 3,000                 | 3,000         | 12,000        |
| 308,403  | 308,403               | 508,000               | 408,860       | 1,533,666     |
| 176,865  | 180,455               | 180,506               | 150,449       | 688,275       |
| .  | .                     | .                     | .             | 0             |
| .  | .                     | .                     | .             | 0             |
| 9,020,527  | 9,065,630             | 9,083,761             | 9,101,929     | 36,271,847    |
| 36,505   | 36,505                | 36,505                | 36,505        | 146,020       |
| 655,070  | 328,941               | 319,522               | 416,287       | 1,719,820     |
| 81,000   | 261,000               | 261,000               | 261,000       | 864,000       |
| 536,525  | 542,442               | 192,373               | 337,393       | 1,608,733     |
| 325,314  | 325,314               | 325,314               | 325,314       | 1,301,256     |
| 2,850,000  | 3,130,000             | 4,130,000             | 1,290,000     | 11,400,000    |
| 2,928,107,386  | 2,511,832,387         | 1,491,599,496         | 802,758,216   | 7,734,297,485 |
| 264,191  | 223,989               | 228,981               | 228,297       | 945,458       |
| 92,400,000   | 61,600,000            | 92,300,000            | 138,450,000   | 384,750,000   |
| .  | .                     | .                     | .             | 0             |
| 30,300,000   | 32,500,000            | 34,700,000            | 39,900,000    | 137,400,000   |
| 5,100,000  | 5,440,000             | 6,240,000             | 5,140,000     | 21,920,000    |
| 352,485  | 402,480               | 302,130               | 352,485       | 1,409,580     |
| 170,000,000  | 170,000,000           | 170,000,000           | 170,000,000   | 680,000,000   |
| 1,243,062  | 1,491,674             | 1,243,062             | 994,449       | 4,972,247     |
| .  | .                     | .                     | .             | 0             |
| 530,640  | 526,286               | 464,130               | 508,863       | 2,029,919     |
| .  | .                     | .                     | .             | 0             |
| 943,121  | 748,501               | 897,393               | 667,201       | 3,256,216     |
| 1,122,172  | 491,061               | 539,901               | 769,040       | 2,922,174     |
| 510,000  | 538,200               | 541,000               | 540,000       | 2,129,200     |
| 390,000  | 390,000               | 390,000               | 390,000       | 1,560,000     |
| 4,650  | 4,650                 | 4,650                 | 4,650         | 18,600        |
| .  | .                     | .                     | .             | 0             |
| .  | .                     | .                     | .             | 0             |
| 3,441,042,460  | 2,974,110,579         | 1,981,940,222         | 1,329,455,431 | 9,726,548,692 |

**TABLE 4.1.1 (Contd) Volume of Water Available for Other Purposes (cubic metre)**

| IST           | 2 <sup>ND</sup> | 3 <sup>RD</sup> | 4 <sup>TH</sup> | 2,006          |
|---------------|-----------------|-----------------|-----------------|----------------|
| 15,267        | 7,925           | 5,530           | 1,785           | 30,507         |
| 4,992,593     | 2,995,500       | 30,000,000      | 5,940,620       | 43,928,713     |
| .             | .               | .               | 39,216          | 39,216         |
| 200,000,000   | 100,000,000     | 100,000,000     | 150,000,000     | 550,000,000    |
| 87            | 87              | 87              | 87              | 348            |
| 300           | 300             | 300             | 300             | 1,200          |
| 3,000,000     | 3,000,000       | 3,000,000       | 3,000,000       | 12,000,000     |
| 300           | 300             | 300             | 300             | 1,200          |
| 300           | 300             | 300             | 300             | 1,200          |
| .             | .               | .               | .               | 0              |
| .             | .               | .               | .               | 0              |
| 592           | .               | .               | .               | 592            |
| 25            | 25              | 25              | 25              | 100            |
| 94            | 94              | 94              | 94              | 376            |
| 40,500        | 130,500         | 130,500         | 130,500         | 432,000        |
| 30            | 30              | 30              | 30              | 120            |
| 725,314       | 725,314         | 725,314         | 725,314         | 2,901,256      |
| 24            | 24              | 24              | 24              | 96             |
| 1,254,903,165 | 1,074,499,594   | 634,256,927     | 351,753,521     | 3,315,413,207  |
| 35            | 35              | 35              | 35              | 140            |
| 277,200,000   | 184,800,000     | 276,900,000     | 415,350,000     | 1,154,250,000  |
| .             | .               | .               | .               | 0              |
| .             | .               | 400             | .               | 400            |
| 922,783,254   | 897,857,611     | 859,006,438     | 832,871,695     | 3,512,518,998  |
| 70,497        | 80,568          | 60,426          | 70,497          | 281,988        |
| 630,000,000   | 630,000,000     | 19,660,000      | 17,910,000      | 1,297,570,000  |
| 104,495,148   | 95,390,621      | 84,965,507      | 92,930,421      | 377,781,697    |
| .             | .               | .               | .               | 0              |
| 300           | 300             | 300             | 300             | 1,200          |
| .             | .               | .               | .               | 0              |
| 182,854       | 231,308         | 129,602         | 664,262         | 1,208,026      |
| 637,500       | 637,500         | 637,500         | 637,500         | 2,550,000      |
| 12,450        | 12,450          | 12,450          | 12,450          | 49,800         |
| 300           | 300             | 300             | 300             | 1,200          |
| 32,500,000    | 32,500,000      | 37,500,000      | 37,500,000      | 140,000,000    |
| .             | .               | .               | .               | 0              |
| .             | .               | .               | .               | 0              |
| 3,431,560,929 | 3,022,870,686   | 2,046,992,389   | 1,909,539,576   | 10,410,963,580 |

| TABLE 4.1.2 Domestic Tariffs (Naira per cubic metre) |                    |                    |                    |                    |                    | Industrial Tariffs (Naira per cubic metre) |                    |                    |                      |                      |
|--|--------------------|--------------------|--------------------|--------------------|--------------------|--|--------------------|--------------------|----------------------|----------------------|
| STATE  | 1ST                | 2ND                | 3RD                | 4TH                | 2,006              | 1ST  | 2ND                | 3RD                | 4TH                  | 2,006                |
| Abia   | 600                | 600                | 600                | 600                | 2,400              | 10,000,000                                 | 10,000,000         | 10,000,000         | 10,000,000           | 40,000,000           |
| Adamawa  | 1,070              | .                  | .                  | .                  | 1,070              | 130  | .                  | .                  | .                    | 130                  |
| Akwa Ibom  | 100                | 100                | 100                | 100                | 400                | 100  | 100                | 100                | 100                  | 400                  |
| Anambra  | 495                | 495                | 495                | 495                | 1,980              | 256  | 256                | 256                | 256                  | 1,024                |
| Bauchi   | 56                 | 56                 | 56                 | 56                 | 224                | .  | .                  | .                  | .                    | 0                    |
| Bayelsa  | 50                 | 50                 | 50                 | 50                 | 200                | 275  | 273                | 273                | 273                  | 1,094                |
| Benue  | 1,010              | 1,010              | 1,010              | 1,010              | 4,040              | 100  | 100                | 100                | 100                  | 400                  |
| Borno  | 3,000              | 3,000              | 3,000              | 3,000              | 12,000             | 7,762,600                                  | 12,395,000         | .                  | 75,922,189           | 96,079,789           |
| CRiver   | 3,000              | 3,000              | 3,000              | 3,000              | 12,000             | 240,000,000                                | 240,000,000        | 240,000,000        | 2,400,000,000        | 3,120,000,000        |
| Delta  | .                  | .                  | .                  | .                  | 0                  | .  | .                  | .                  | .                    | 0                    |
| Ebonyi   | .                  | .                  | .                  | .                  | 0                  | .  | .                  | .                  | .                    | 0                    |
| Edo  | 4,544              | .                  | .                  | .                  | 4,544              | 2,086,000,000                              | .                  | .                  | .                    | 2,086,000,000        |
| Ekiti  | 40                 | 40                 | 40                 | 40                 | 160                | 166,750,000                                | 166,750,000        | 166,750,000        | 166,750,000          | 667,000,000          |
| Enugu  | 21                 | 21                 | 21                 | 21                 | 84                 | 1,633,152,210                              | .                  | .                  | .                    | 1,633,152,210        |
| Gombe  | 400                | 400                | 400                | 400                | 1,600              | 17,000                                     | 17,000             | 17,000             | 17,000               | 68,000               |
| Imo  | 150                | 150                | 150                | 150                | 600                | 100,000,000                                | .                  | .                  | .                    | 100,000,000          |
| Jigawa   | 50                 | .                  | .                  | .                  | 50                 | 500  | .                  | .                  | .                    | 500                  |
| Kaduna   | 75                 | 75                 | 75                 | 75                 | 300                | .  | .                  | .                  | 1,836                | 1,836                |
| Kano   | 16                 | 16                 | 16                 | 16                 | 64                 | 60   | 100                | 60                 | 100                  | 320                  |
| Katsina  | 217                | 217                | 217                | 217                | 868                | 298  | 294                | 291                | 287                  | 1,170                |
| Kebbi  | 750                | 750                | 750                | 750                | 3,000              | 6,000                                      | 6,000              | 6,000              | 6,000                | 24,000               |
| Kogi   | .                  | .                  | .                  | .                  | 0                  | .  | .                  | .                  | .                    | 0                    |
| Kwara  | .                  | .                  | 2                  | .                  | 2                  | .  | .                  | .                  | 65,532,586           | 65,532,586           |
| Lagos  | 230,695,814        | 244,314,403        | 214,751,610        | 208,217,925        | 897,979,752        | 38   | 38                 | 38                 | 38                   | 152                  |
| Nassarawa  | 1,700              | 1,700              | 1,700              | 1,700              | 6,800              | 14,000                                     | 14,000             | 14,000             | 14,000               | 56,000               |
| Niger  | 1,037              | 1,037              | 1,037              | 1,037              | 4,148              | 99   | 99                 | 99                 | 99                   | 396                  |
| Ogun   | 324,219            | 377,327            | 346,371            | 374,634            | 1,422,551          | 80,400,000                                 | 123,490,000        | 61,400,000         | 64,110,000           | 329,400,000          |
| Ondo   | .                  | .                  | .                  | .                  | 0                  | .  | .                  | .                  | .                    | 0                    |
| Osun   | 15                 | 15                 | 15                 | 15                 | 60                 | 488  | 437                | 427                | 432                  | 1,784                |
| Oyo  | .                  | .                  | .                  | .                  | 0                  | .  | .                  | .                  | .                    | 0                    |
| Plateau  | 8,101,500          | 5,833,440          | 5,270,650          | 5,946,380          | 25,151,970         | 484  | 481                | 478                | 476                  | 1,919                |
| Rivers   | 358                | 358                | 358                | 358                | 1,432              | 25   | 25                 | 25                 | 25                   | 100                  |
| Sokoto   | 45,900             | 45,900             | 45,900             | 45,900             | 183,600            | .  | .                  | .                  | 688                  | 688                  |
| Taraba   | 1,000              | 1,000              | 1,000              | 1,000              | 4,000              | 1,500,000                                  | 13,800,000         | 13,800,000         | 13,800,000           | 42,900,000           |
| Yobe   | 801                | 801                | 801                | 801                | 3,204              | 8  | 8                  | 8                  | 8                    | 32                   |
| Zamfara  | .                  | .                  | .                  | .                  | 0                  | .  | .                  | .                  | .                    | 0                    |
| FCT  | .                  | .                  | .                  | .                  | 0                  | .  | .                  | .                  | .                    | 0                    |
| <b>TOTAL</b>   | <b>239,187,988</b> | <b>250,585,961</b> | <b>220,429,424</b> | <b>214,599,730</b> | <b>924,803,103</b> | <b>4,325,604,671</b>                       | <b>566,474,211</b> | <b>491,989,155</b> | <b>2,796,156,493</b> | <b>8,180,224,530</b> |

| STATE        | TABLE 4.1.3 State Govt Allocation to Water Board (N) |                    |                    |                      |                      |
|--------------|--|--------------------|--------------------|----------------------|----------------------|
|              | 1 <sup>ST</sup>                                      | 2 <sup>ND</sup>    | 3 <sup>RD</sup>    | 4 <sup>TH</sup>      | 2,006                |
| Abia         | 323  | 323                | 323                | 323                  | 1,292                |
| Adamawa      | 1,200  | .                  | .                  | .                    | 1,200                |
| Akwa Ibom    | .  | .                  | .                  | 2,065,000,000        | 2,065,000,000        |
| Anambra      | .  | .                  | .                  | .                    | 0                    |
| Bauchi       | .  | .                  | .                  | .                    | 0                    |
| Bayelsa      | 39   | 39                 | 39                 | 39                   | 156                  |
| Benue        | .  | .                  | .                  | .                    | 0                    |
| Borno        | 454  | .                  | .                  | .                    | 454                  |
| CRiver       | 77   | 77                 | 77                 | 77                   | 308                  |
| Delta        | .  | .                  | .                  | .                    | 0                    |
| Ebonyi       | .  | .                  | .                  | .                    | 0                    |
| Edo          | 59   | .                  | .                  | .                    | 59                   |
| Ekiti        | 445  | 445                | 445                | 445                  | 1,780                |
| Enugu        | 540  | 540                | 552                | 552                  | 2,184                |
| Gombe        | 486,118,258  | 486,118,258        | 486,118,258        | 486,118,258          | 1,944,473,032        |
| Imo          | .  | .                  | .                  | .                    | 0                    |
| Jigawa       | 14,000,000   | .                  | .                  | .                    | 14,000,000           |
| Kaduna       | .  | .                  | .                  | 205                  | 205                  |
| Kano         | .  | .                  | .                  | .                    | 0                    |
| Katsina      | 7  | 7                  | 7                  | 7                    | 28                   |
| Kebbi        | 481  | 481                | 481                | 481                  | 1,924                |
| Kogi         | .  | .                  | .                  | .                    | 0                    |
| Kwara        | .  | .                  | .                  | 570                  | 570                  |
| Lagos        | 1,019  | 991                | 985                | 968                  | 3,963                |
| Nassarawa    | 177,250,000  | 177,250,000        | 177,250,000        | 177,250,000          | 709,000,000          |
| Niger        | .  | .                  | .                  | .                    | 0                    |
| Ogun         | 845  | 832                | 833                | 824                  | 3,334                |
| Ondo         | .  | .                  | .                  | .                    | 0                    |
| Osun         | 86   | 86                 | 86                 | 89                   | 347                  |
| Oyo          | .  | .                  | .                  | .                    | 0                    |
| Plateau      | 115  | 114                | 114                | 114                  | 457                  |
| Rivers       | .  | .                  | .                  | .                    | 0                    |
| Sokoto       | .  | .                  | .                  | 2                    | 2                    |
| Taraba       | 374  | 374                | 374                | 374                  | 1,496                |
| Yobe         | .  | .                  | .                  | .                    | 0                    |
| Zamfara      | .  | .                  | .                  | .                    | 0                    |
| FCT          | .  | .                  | .                  | .                    | 0                    |
| <b>TOTAL</b> | <b>677,374,322</b>                                   | <b>663,372,567</b> | <b>663,372,574</b> | <b>2,728,373,328</b> | <b>4,732,492,791</b> |

TABLE 4.1.4

## STATE WATER BOARD - EMPLOYMENT

| STATE     | 1 <sup>ST</sup> QTR |            |       | 2ND QTR |            |       | 3RD QTR |            |       | 4TH QTR |        |       |
|-----------|---------------------|------------|-------|---------|------------|-------|---------|------------|-------|---------|--------|-------|
|           | Male                | Femal<br>e | Total | Male    | Fem<br>ale | Total | Male    | Femal<br>e | Total | Male    | Female | Total |
| Abia      | 81                  | 404        | 485   | 81      | 404        | 485   | 81      | 404        | 485   | 81      | 404    | 485   |
| Adamawa   | .                   | .          | 0     | .       | .          | 0     | .       | 0          | 0     | .       | 0      | 0     |
| Akwa Ibom | 252                 | 34         | 286   | 252     | 34         | 286   | 252     | 34         | 286   | 252     | 34     | 286   |
| Anambra   | .                   | .          | .     | .       | .          | .     | .       | .          | .     | .       | .      | .     |
| Bauchi    | .                   | .          | .     | .       | .          | .     | .       | 0          | .     | .       | 0      | .     |
| Bayelsa   | .                   | .          | .     | .       | .          | .     | .       | .          | .     | .       | 0      | .     |
| Benue     | .                   | .          | .     | .       | .          | .     | .       | .          | .     | .       | 0      | .     |
| Borno     | 72                  | .          | 72    | .       | .          | 0     | .       | 0          | 0     | .       | 0      | 0     |
| CRiver    | 9                   | .          | 9     | 9       | .          | 9     | 9       | .          | 9     | 9       | 0      | 9     |
| Delta     | .                   | .          | .     | .       | .          | .     | .       | .          | .     | .       | .      | .     |
| Ebonyi    | .                   | .          | .     | .       | .          | .     | .       | .          | .     | .       | .      | .     |
| Edo       | .                   | .          | .     | .       | .          | .     | .       | 0          | .     | .       | 0      | .     |
| Ekiti     | 99                  | .          | 99    | 99      | .          | 99    | 99      | .          | 99    | 99      | 0      | 99    |
| Enugu     | 66                  | .          | 66    | 66      | .          | 66    | 66      | .          | 66    | 66      | 0      | 66    |
| Gombe     | 725                 | 30         | 755   | 733     | 32         | 765   | 735     | 32         | 767   | 739     | 34     | 773   |
| Imo       | .                   | .          | .     | .       | .          | .     | .       | .          | .     | .       | 0      | .     |
| Jigawa    | 445                 | 5          | 450   | .       | .          | 0     | .       | .          | 0     | .       | 0      | 0     |
| Kaduna    | .                   | .          | .     | .       | .          | .     | .       | .          | .     | .       | 0      | .     |
| Kano      | .                   | .          | .     | .       | .          | .     | .       | .          | .     | .       | 0      | .     |
| Katsina   | .                   | .          | .     | .       | .          | .     | .       | .          | .     | 0       | 0      | .     |
| Kebbi     | 31                  | .          | 31    | 31      | .          | 31    | 31      | .          | 31    | 31      | 0      | 31    |
| Kogi      | .                   | .          | .     | .       | .          | .     | .       | .          | .     | .       | .      | .     |
| Kwara     | .                   | .          | .     | .       | .          | .     | .       | .          | .     | 27      | 0      | .     |
| Lagos     | 273                 | .          | 273   | 268     | .          | 268   | 264     | .          | 264   | 260     | 0      | 260   |
| Nassarawa | 259                 | 13         | 272   | 259     | 13         | 272   | 257     | 12         | 269   | 257     | 12     | 269   |
| Niger     | .                   | .          | .     | .       | .          | .     | .       | .          | .     | .       | 0      | .     |
| Ogun      | 219                 | .          | 219   | 201     | .          | 201   | 201     | .          | 201   | 218     | 0      | 218   |
| Ondo      | .                   | .          | .     | .       | .          | .     | .       | .          | .     | .       | .      | .     |
| Osun      | .                   | .          | .     | .       | .          | .     | .       | .          | .     | .       | 0      | .     |
| Oyo       | .                   | .          | .     | .       | .          | .     | .       | .          | .     | .       | .      | .     |
| Plateau   | .                   | .          | .     | .       | .          | .     | .       | .          | .     | 0       | 0      | .     |
| Rivers    | .                   | .          | .     | .       | .          | .     | .       | .          | .     | .       | 0      | .     |
| Sokoto    | .                   | .          | .     | .       | .          | .     | .       | .          | .     | .       | 0      | .     |
| Taraba    | 35                  | .          | 35    | 35      | .          | 35    | 35      | .          | 35    | 35      | 0      | 35    |
| Yobe      | .                   | .          | .     | .       | .          | .     | .       | .          | .     | .       | 0      | .     |
| Zamfara   | .                   | .          | .     | .       | .          | .     | .       | .          | .     | .       | .      | .     |
| FCT       | .                   | .          | .     | .       | .          | .     | .       | .          | .     | .       | .      | .     |
| TOTAL     | 2,566               | 486        | 3,052 | 2,034   | 483        | 2,517 | 2,030   | 482        | 2,512 | 2,074   | 484    | 2,531 |



**TABLE 4.1.5**

**STATE WATER BOARD – COST OF OPERATION**

| STATE        | Electricity and Fuel |                    |                    |                    |                      | Repairs and Maintenance |                    |                    |                    |                      |
|--------------|----------------------|--------------------|--------------------|--------------------|----------------------|-------------------------|--------------------|--------------------|--------------------|----------------------|
|              | IST                  | 2 <sup>ND</sup>    | 3 <sup>RD</sup>    | 4 <sup>TH</sup>    | 2,006                | IST                     | 2ND                | 3RD                | 4TH                | 2,006                |
| Abia         | .                    | .                  | .                  | .                  | .                    | .                       | .                  | .                  | .                  | 0                    |
| Adamawa      | 9,506,000            | 9,230,000          | 8,000,000          | 6,800,000          | 33,536,000           | 11,000,000              | 7,200,000          | 7,300,000          | 7,300,000          | 32,800,000           |
| Akwa Ibom    | .                    | .                  | .                  | 71,000,714         | 71,000,714           | .                       | .                  | .                  | 32,735,012         | 32,735,012           |
| Anambra      | 2,006,751            | 1,063,966          | 400,470            | 355,400            | 3,826,587            | 6,295,720               | 4,629,485          | 1,990,470          | 1,085,135          | 14,000,810           |
| Bauchi       | 12,540,000           | 12,540,000         | 12,540,000         | 12,540,000         | 50,160,000           | 10,750,000              | 9,242,150          | 13,558,350         | 11,420,500         | 44,971,000           |
| Bayelsa      | 31,200,000           | .                  | .                  | .                  | 31,200,000           | 27,071,625              | .                  | .                  | .                  | 27,071,625           |
| Benue        | 1,250,000            | 1,250,000          | 1,250,000          | 1,250,000          | 5,000,000            | 88,183,502              | 88,183,602         | 88,183,602         | 88,183,602         | 352,734,308          |
| Borno        | 9,000,000            | 9,000,000          | 9,000,000          | 9,000,000          | 36,000,000           | 568,475                 | 600,000            | 800,000            | 991,500            | 2,959,975            |
| CRiver       | 3,537,680            | 4,220,530          | 3,720,000          | 11,250,000         | 22,728,210           | 2,865,615               | 18,000,500         | 21,750,000         | 19,175,000         | 61,791,115           |
| Delta        | .                    | .                  | .                  | .                  | .                    | .                       | .                  | .                  | .                  | 0                    |
| Ebonyi       | .                    | .                  | .                  | .                  | .                    | .                       | .                  | .                  | .                  | 0                    |
| Edo          | 811,890              | 1,099,970          | 793,520            | 893,000            | 3,598,380            | 1,517,640               | 1,707,450          | 694,340            | 725,930            | 4,645,360            |
| Ekiti        | 2,496,000            | 2,496,000          | 2,496,000          | 3,000,000          | 10,488,000           | 5,100,000               | 5,106,000          | 5,106,000          | 14,200,000         | 29,512,000           |
| Enugu        | 16,850,559           | 16,535,452         | 17,033,468         | 16,747,518         | 67,166,997           | 3,546,267               | 5,065,761          | 3,616,638          | 4,550,129          | 16,778,795           |
| Gombe        | 665,100              | 2,485,300          | 2,565,000          | 2,560,000          | 8,275,400            | 357,000                 | 1,500,000          | 693,500            | 1,379,950          | 3,930,450            |
| Imo          | 5,984,030            | 5,826,774          | 6,717,649          | 5,704,907          | 24,233,360           | 4,673,367               | 4,265,652          | 4,630,971          | 7,124,854          | 20,694,844           |
| Jigawa       | 1,200,000            | .                  | .                  | .                  | 1,200,000            | 2,156,000               | .                  | .                  | .                  | 2,156,000            |
| Kaduna       | 39,630,444           | 41,055,844         | 32,405,543         | 22,973,480         | 136,065,311          | 3,369,121               | 5,700,522          | 2,990,808          | 1,620,657          | 13,681,108           |
| Kano         | 97,691,317           | 89,721,735         | 68,753,173         | 50,654,725         | 306,820,950          | 90,225,000              | 32,820,000         | 83,850,000         | 53,220,000         | 260,115,000          |
| Katsina      | 15,642,534           | 17,964,932         | 19,668,026         | 20,915,175         | 74,190,667           | 1,877,793               | 4,693,454          | 4,912,953          | 7,371,574          | 18,855,774           |
| Kebbi        | 15,600,469           | 17,052,695         | .                  | .                  | 32,653,164           | 5,249,498               | 4,923,514          | .                  | .                  | 10,173,012           |
| Kogi         | .                    | .                  | .                  | .                  | .                    | .                       | .                  | .                  | .                  | 0                    |
| Kwara        | 970,000              | 1,906,000          | 1,492,850          | 2,934,405          | 7,303,255            | 5,716,040               | 3,231,195          | 2,163,016          | 4,804,849          | 15,915,100           |
| Lagos        | 51,610,000           | 51,610,000         | 51,610,000         | 51,610,000         | 206,440,000          | 52,730,000              | 52,730,000         | 52,730,000         | 52,730,000         | 210,920,000          |
| Nassarawa    | 9,753,400            | 4,637,300          | 8,491,000          | 1,432,000          | 24,313,700           | 257,400                 | 1,446,200          | 6,939,400          | 7,180,360          | 15,823,360           |
| Niger        | 2,500,000            | 7,200,000          | 11,500,000         | 3,700,000          | 24,900,000           | 1,000,000               | 10,000,000         | 6,500,000          | 45,500,000         | 63,000,000           |
| Ogun         | 9,021,450            | 7,140,080          | 2,296,844          | 6,315,510          | 24,773,884           | 4,397,310               | 2,841,605          | 3,984,556          | 7,848,690          | 19,072,161           |
| Ondo         | .                    | .                  | .                  | .                  | .                    | .                       | .                  | .                  | .                  | 0                    |
| Osun         | 3,691,916            | 7,113,390          | 7,708,820          | 3,612,970          | 22,127,096           | 36,482,775              | 36,482,775         | 36,482,775         | 36,482,775         | 145,931,100          |
| Oyo          | .                    | .                  | .                  | .                  | .                    | .                       | .                  | .                  | .                  | 0                    |
| Plateau      | 2,200,000            | 3,350,000          | 1,852,477          | 450,000            | 7,852,477            | 3,809,679               | 4,229,060          | 3,131,425          | 3,471,830          | 14,641,994           |
| Rivers       | 545,559              | 545,559            | 545,559            | 545,559            | 2,182,236            | 37,093,922              | 37,093,922         | 37,093,922         | 37,098,922         | 148,380,688          |
| Sokoto       | 10,299,520           | 14,434,695         | 11,876,520         | 10,438,835         | 47,049,570           | 2,468,400               | 1,469,150          | 1,545,610          | 6,060,950          | 11,544,110           |
| Taraba       | 21,422,764           | 21,605             | 708                | 25,086,070         | 46,531,147           | 1,500,000               | 13,800,000         | 13,800,000         | 13,800,000         | 42,900,000           |
| Yobe         | 2,000,000            | 5,000,000          | 1,500,000          | .                  | 8,500,000            | 35,410,000              | 28,140,000         | 27,040,000         | 30,470,000         | 121,060,000          |
| Zamfara      | .                    | .                  | .                  | .                  | .                    | .                       | .                  | .                  | .                  | 0                    |
| FCT          | .                    | .                  | .                  | .                  | .                    | .                       | .                  | .                  | .                  | 0                    |
| <b>TOTAL</b> | <b>379,627,383</b>   | <b>334,501,827</b> | <b>284,217,627</b> | <b>341,770,268</b> | <b>1,340,117,105</b> | <b>445,672,149</b>      | <b>385,101,997</b> | <b>431,488,336</b> | <b>496,532,219</b> | <b>1,758,794,701</b> |

**TABLE 4.1.5 (Contd)**

**STATE WATER BOARD – COST OF OPERATION (Contd)**

| STATE        | Research & Development |                    |                      |                    |                      | Depreciation       |                    |                    |                    |                      |
|--------------|------------------------|--------------------|----------------------|--------------------|----------------------|--------------------|--------------------|--------------------|--------------------|----------------------|
|              | IST                    | 2ND                | 3RD                  | 4TH                | 2,006                | IST                | 2 <sup>ND</sup>    | 3RD                | 4TH                | 2,006                |
| Abia         | .                      | .                  | .                    | .                  | 0                    | .                  | .                  | .                  | .                  | 0                    |
| Adamawa      | 450,000                | 8,000,000          | 1,500,000            | 15,000,000         | 24,950,000           | 41,095,643         | 4,153,999          | 40,966,535         | 40,894,368         | 127,110,545          |
| Akwa Ibom    | .                      | .                  | .                    | 309,237,010        | 309,237,010          | .                  | .                  | .                  | 309,712,099        | 309,712,099          |
| Anambra      | .                      | 61,160,312         | 61,107,585           | 61,161,198         | 183,429,095          | 27,207,351         | 31,044,689         | 15,184,027         | 25,792,322         | 99,228,389           |
| Bauchi       | .                      | .                  | 6,950,000            | .                  | 6,950,000            | 9,245,885          | 9,245,885          | 9,245,885          | 9,245,885          | 36,983,540           |
| Bayelsa      | .                      | .                  | .                    | .                  | 0                    | .                  | .                  | .                  | .                  | 0                    |
| Benue        | .                      | 3,000,000          | 3,000,000            | 3,000,000          | 9,000,000            | .                  | .                  | .                  | .                  | 0                    |
| Borno        | .                      | 300,000            | 105,000              | 218,000            | 623,000              | 14,185,238         | 42,555,444         | 39,718,386         | 45,392,441         | 141,851,509          |
| CRiver       | 300,000                | 15,860,000         | 18,220,000           | 12,520,000         | 46,900,000           | 5,339,819          | 5,303,286          | 5,515,533          | 5,661,079          | 21,819,717           |
| Delta        | .                      | .                  | .                    | .                  | 0                    | .                  | .                  | .                  | .                  | 0                    |
| Ebonyi       | .                      | .                  | .                    | .                  | 0                    | .                  | .                  | .                  | .                  | 0                    |
| Edo          | .                      | 22,749,825         | 24,359,980           | 25,450,271         | 72,560,076           | .                  | .                  | .                  | .                  | 0                    |
| Ekiti        | 1,481,050              | 10,725,000         | 12,378,500           | 14,200,000         | 38,784,550           | 28,415,608         | 253,146,010        | 31,369,553         | 31,995,023         | 344,926,194          |
| Enugu        | .                      | .                  | .                    | 22,200             | 22,200               | 26,471,586         | 26,471,586         | 26,471,586         | 26,471,586         | 105,886,344          |
| Gombe        | .                      | 26,820,315         | 27,284,876           | 2,918,387          | 57,023,578           | 428,000            | 1,166,500          | 3,263,600          | 2,804,630          | 7,662,730            |
| Imo          | .                      | 6,688,417          | 6,879,414            | 6,606,296          | 20,174,127           | 772,442            | 2,011,497          | 1,233,835          | 143,205            | 4,160,979            |
| Jigawa       | 150,000                | .                  | .                    | .                  | 150,000              | 16,688,038         | .                  | .                  | .                  | 16,688,038           |
| Kaduna       | 4,084,843              | 49,440,000         | 54,720,000           | 59,760,000         | 168,004,843          | 64,214,848         | 75,132,620         | 50,183,095         | 55,591,820         | 245,122,383          |
| Kano         | .                      | 61,725,654         | 61,088,218           | 56,937,239         | 179,751,111          | .                  | .                  | .                  | .                  | 0                    |
| Katsina      | 31,840                 | 15,954,877         | 69,463,769           | 16,834,326         | 102,284,812          | 18,813,609         | 16,210,196         | 16,722,743         | 1,703,202          | 53,449,750           |
| Kebbi        | 18,900,000             | 22,221,754         | 22,221,754           | 22,221,754         | 85,565,262           | 24,623,649         | 25,298,782         | .                  | .                  | 49,922,431           |
| Kogi         | .                      | .                  | .                    | .                  | 0                    | .                  | .                  | .                  | .                  | 0                    |
| Kwara        | .                      | 16,955,851         | 23,527,403           | 15,677,768         | 56,161,022           | 30,000             | 36,000             | 80,000             | 65,480             | 211,480              |
| Lagos        | .                      | 141,800,000        | 141,800,000          | 141,800,000        | 425,400,000          | 155,750,000        | 155,750,000        | 155,750,000        | 155,750,000        | 623,000,000          |
| Nassarawa    | 7,550                  | 7,270,273          | 7,270,273            | 7,270,273          | 21,818,369           | 2,809,889          | 2,809,889          | 2,809,889          | 2,809,889          | 11,239,556           |
| Niger        | 81,000,000             | 41,179,039         | 44,005,418           | 44,632,719         | 210,817,176          | .                  | .                  | .                  | .                  | 0                    |
| Ogun         | .                      | 87,591,800         | 25,000,000           | 30,820,800         | 143,412,600          | 46,408,984         | 45,385,342         | 47,620,030         | 45,917,469         | 185,331,825          |
| Ondo         | .                      | .                  | .                    | .                  | 0                    | .                  | .                  | .                  | .                  | 0                    |
| Osun         | .                      | 46,030,238         | 46,030,238           | 46,030,238         | 138,090,714          | 25,915,770         | 24,977,695         | 24,778,966         | 24,507,603         | 100,180,034          |
| Oyo          | .                      | .                  | .                    | .                  | 0                    | .                  | .                  | .                  | .                  | 0                    |
| Plateau      | 396,000                | .                  | 457,330,231          | 4                  | 457,726,235          | .                  | .                  | .                  | 10,204,817         | 10,204,817           |
| Rivers       | .                      | .                  | .                    | .                  | 0                    | .                  | .                  | .                  | .                  | 0                    |
| Sokoto       | .                      | 31,484,374         | 25,248,168           | 24,778,119         | 81,510,661           | .                  | .                  | .                  | .                  | 0                    |
| Taraba       | .                      | .                  | .                    | .                  | 0                    | .                  | .                  | .                  | .                  | 0                    |
| Yobe         | 600,000                | 3,000,000          | 3,000,000            | 1,000,000          | 7,600,000            | .                  | .                  | .                  | .                  | 0                    |
| Zamfara      | .                      | .                  | .                    | .                  | 0                    | .                  | .                  | .                  | .                  | 0                    |
| FCT          | .                      | .                  | .                    | .                  | 0                    | .                  | .                  | .                  | .                  | 0                    |
| <b>TOTAL</b> | <b>107,401,283</b>     | <b>679,957,729</b> | <b>1,142,490,827</b> | <b>918,096,602</b> | <b>2,847,946,441</b> | <b>508,416,359</b> | <b>720,699,420</b> | <b>470,913,663</b> | <b>794,662,918</b> | <b>2,494,692,360</b> |

**TABLE 4.1.5 (Contd)**

**STATE WATER BOARD – COST OF OPERATION (Contd)**

| STATE        | 1ST                | 2ND                | 3RD                | 4 <sup>TH</sup>    | 2,006              | 1ST               | 2ND               | 3 <sup>RD</sup>   | 4 <sup>TH</sup>   | 2,006              |
|--------------|--------------------|--------------------|--------------------|--------------------|--------------------|-------------------|-------------------|-------------------|-------------------|--------------------|
| Abia         | .                  | .                  | .                  | .                  | 0                  | .                 | .                 | .                 | .                 | 0                  |
| Adamawa      | .                  | .                  | .                  | .                  | 0                  | .                 | .                 | .                 | 0                 | 0                  |
| Akwa Ibom    | .                  | .                  | .                  | 78,045,152         | 78,045,152         | .                 | .                 | .                 | 30,232,425        | 30,232,425         |
| Anambra      | 4,553,556          | 400,000            | 58,984             | 4,841,502          | 9,854,042          | .                 | .                 | .                 | .                 | 0                  |
| Bauchi       | 2,044,000          | 2,554,000          | 271,000            | 2,841,000          | 7,710,000          | .                 | .                 | .                 | .                 | 0                  |
| Bayelsa      | .                  | .                  | .                  | .                  | 0                  | .                 | .                 | .                 | 0                 | 0                  |
| Benue        | .                  | .                  | .                  | .                  | 0                  | .                 | .                 | .                 | 0                 | 0                  |
| Borno        | 33,468,959         | 33,115,805         | 41,618,278         | 46,084,488         | 154,287,530        | .                 | .                 | .                 | 0                 | 0                  |
| CRiver       | .                  | .                  | .                  | .                  | 0                  | .                 | .                 | .                 | 0                 | 0                  |
| Delta        | .                  | .                  | .                  | .                  | 0                  | .                 | .                 | .                 | .                 | 0                  |
| Ebonyi       | .                  | .                  | .                  | .                  | 0                  | .                 | .                 | .                 | .                 | 0                  |
| Edo          | .                  | .                  | .                  | .                  | 0                  | .                 | .                 | .                 | 0                 | 0                  |
| Ekiti        | 1,249,963          | 1,155,279          | 2,699,424          | 3,036,825          | 8,141,491          | .                 | .                 | .                 | 0                 | 0                  |
| Enugu        | 26,936,676         | 40,058,156         | 38,997,087         | 39,365,784         | 145,357,703        | 99,122            | 300,042           | 301,323           | 301,399           | 1,001,886          |
| Gombe        | .                  | .                  | .                  | .                  | 0                  | .                 | .                 | .                 | 0                 | 0                  |
| Imo          | .                  | .                  | .                  | .                  | 0                  | .                 | .                 | .                 | 0                 | 0                  |
| Jigawa       | 7,780,952          | .                  | .                  | .                  | 7,780,952          | .                 | .                 | .                 | 0                 | 0                  |
| Kaduna       | 1,542,467          | 1,660,300          | 165,640            | 805,500            | 4,173,907          | .                 | .                 | .                 | 0                 | 0                  |
| Kano         | .                  | .                  | .                  | .                  | 0                  | .                 | .                 | .                 | 0                 | 0                  |
| Katsina      | .                  | .                  | .                  | .                  | 0                  | .                 | .                 | .                 | 0                 | 0                  |
| Kebbi        | 9,278,621          | 8,829,605          | .                  | .                  | 18,108,226         | .                 | .                 | .                 | 0                 | 0                  |
| Kogi         | .                  | .                  | .                  | .                  | 0                  | .                 | .                 | .                 | .                 | 0                  |
| Kwara        | .                  | .                  | .                  | .                  | 0                  | .                 | .                 | .                 | 0                 | 0                  |
| Lagos        | 87,000,000         | 87,000,000         | 87,000,000         | 87,000,000         | 348,000,000        | .                 | .                 | .                 | 0                 | 0                  |
| Nassarawa    | .                  | .                  | .                  | .                  | 0                  | .                 | .                 | .                 | 0                 | 0                  |
| Niger        | .                  | .                  | .                  | 0                  | 0                  | .                 | .                 | .                 | 0                 | 0                  |
| Ogun         | 608,114            | 4,131,969          | 2,645,692          | 2,224,480          | 9,610,255          | .                 | .                 | .                 | 0                 | 0                  |
| Ondo         | .                  | .                  | .                  | .                  | 0                  | .                 | .                 | .                 | .                 | 0                  |
| Osun         | .                  | .                  | 5,027,312          | 1,269,621          | 6,296,933          | .                 | .                 | .                 | 0                 | 0                  |
| Oyo          | .                  | .                  | .                  | .                  | 0                  | .                 | .                 | .                 | .                 | 0                  |
| Plateau      | 29,988,139         | 28,900,065         | 21,065,453         | 40,477,955         | 120,431,612        | 30,594,288        | 21,246,034        | 19,297,927        | 0                 | 71,138,249         |
| Rivers       | .                  | .                  | .                  | .                  | 0                  | .                 | .                 | .                 | 0                 | 0                  |
| Sokoto       | .                  | .                  | .                  | .                  | 0                  | .                 | .                 | .                 | 0                 | 0                  |
| Taraba       | .                  | .                  | .                  | .                  | 0                  | .                 | .                 | .                 | 0                 | 0                  |
| Yobe         | .                  | .                  | .                  | .                  | 0                  | .                 | .                 | .                 | 0                 | 0                  |
| Zamfara      | .                  | .                  | .                  | .                  | 0                  | .                 | .                 | .                 | .                 | 0                  |
| FCT          | .                  | .                  | .                  | .                  | 0                  | .                 | .                 | .                 | .                 | 0                  |
| <b>TOTAL</b> | <b>204,451,447</b> | <b>207,805,179</b> | <b>199,548,870</b> | <b>305,992,307</b> | <b>917,797,803</b> | <b>30,693,410</b> | <b>21,546,076</b> | <b>19,599,250</b> | <b>30,533,824</b> | <b>102,372,560</b> |

TABLE 4.1.5 (Contd)

## STATE WATER BOARD – CAPACITY

| STATE     | Machinery and Equipment 1ST QTR |                 |             |                 |                | Spare Parts 1ST QTR |                 |                 |             |             |
|-----------|---------------------------------|-----------------|-------------|-----------------|----------------|---------------------|-----------------|-----------------|-------------|-------------|
|           | IST                             | 2 <sup>ND</sup> | 3RD         | 4 <sup>TH</sup> | 2,006          | IST                 | 2 <sup>ND</sup> | 3 <sup>RD</sup> | 4TH         | 2,006       |
| Abia      | .                               | .               | .           | .               | .              | .                   | .               | .               | .           | .           |
| Adamawa   | .                               | 4,992,593       | 8,936,120   | 63,711,500      | 77,640,213     | 500,000             | 650,000         | 500,000         | 500,000     | 2,150,000   |
| Akwa Ibom | .                               | .               | .           | 8,950,575,259   | 8,950,575,259  | .                   | .               | .               | 263,030,972 | 263,030,972 |
| Anambra   | .                               | .               | .           | .               | 0              | .                   | .               | .               | .           | 0           |
| Bauchi    | .                               | .               | .           | .               | 0              | .                   | .               | .               | .           | 0           |
| Bayelsa   | .                               | .               | .           | .               | 0              | .                   | .               | .               | .           | 0           |
| Benue     | .                               | .               | .           | .               | 0              | .                   | .               | .               | .           | 0           |
| Borno     | 8,493,430                       | 4,247,715       | 7,079,525   | 8,493,430       | 28,314,100     | 6,814,467           | 425,904         | 22,998,826      | 8,518,084   | 38,757,281  |
| CRiver    | 53,000,000                      | .               | .           | .               | 53,000,000     | 200,000             | 120,000         | 250,000         | 50,000      | 620,000     |
| Delta     | .                               | .               | .           | .               | .              | .                   | .               | .               | .           | .           |
| Ebonyi    | .                               | .               | .           | .               | .              | .                   | .               | .               | .           | .           |
| Edo       | .                               | .               | .           | .               | 0              | .                   | .               | .               | .           | 0           |
| Ekiti     | .                               | 4,807,304       | 112,800,000 | .               | 117,607,304    | 1,200,000           | 1,900,000       | 1,100,000       | .           | 4,200,000   |
| Enugu     | .                               | .               | .           | .               | 0              | .                   | .               | .               | .           | 0           |
| Gombe     | .                               | 848,000         | .           | .               | 848,000        | .                   | 206,355         | .               | 276,498     | 482,853     |
| Imo       | .                               | .               | .           | .               | 0              | .                   | .               | .               | .           | 0           |
| Jigawa    | 250,000                         | .               | .           | .               | 250,000        | 400,000             | .               | .               | .           | 400,000     |
| Kaduna    | 49,157,412                      | 31,159,849      | 42,131,923  | 63,094,876      | 185,544,060    | .                   | .               | .               | 10,915,503  | 10,915,503  |
| Kano      | .                               | .               | .           | .               | 0              | .                   | .               | .               | .           | 0           |
| Katsina   | 820,000                         | 250,000         | 250,000     | 1,273,790       | 2,593,790      | 100,000             | 121,000         | 140,000         | 286,000     | 647,000     |
| Kebbi     | 180,182,500                     | .               | 734,020     | .               | 180,916,520    | 2,750,000           | .               | .               | .           | 2,750,000   |
| Kogi      | .                               | .               | .           | .               | .              | .                   | .               | .               | .           | .           |
| Kwara     | .                               | .               | .           | .               | 0              | .                   | .               | .               | .           | 0           |
| Lagos     | 17,450,000                      | 17,950,000      | 980,000     | 360,000         | 36,740,000     | 51,270,000          | 17,950,000      | 980,000         | 360,000     | 70,560,000  |
| Nassarawa | 3,602,563                       | 7,828,980       | 1,296,690   | 899,620         | 13,627,853     | 127,690             | 150,850         | 165,200         | 88,550      | 532,290     |
| Niger     | 8,900,000                       | .               | 250,000,000 | 1,060,000       | 259,960,000    | 5,000,000           | 9,295,000       | 11,800,000      | 700,000     | 26,795,000  |
| Ogun      | 400,000                         | .               | .           | 40,619,500      | 41,019,500     | 50,000,000          | 22,949,769      | 38,078,245      | 9,363,000   | 120,391,014 |
| Ondo      | .                               | .               | .           | .               | .              | .                   | .               | .               | .           | .           |
| Osun      | 15,384,688                      | 15,384,688      | 15,384,688  | 15,384,688      | 61,538,752     | 57,660              | 206,135         | 98,920          | .           | 362,715     |
| Oyo       | .                               | .               | .           | .               | .              | .                   | .               | .               | .           | .           |
| Plateau   | 3,143,250                       | 15,000          | 198,700     | 785,000         | 4,141,950      | 1,900,245           | 314,650         | 2,844,336       | 511,950     | 5,571,181   |
| Rivers    | .                               | .               | .           | .               | 0              | .                   | .               | .               | .           | 0           |
| Sokoto    | .                               | .               | .           | 152,500,000     | 152,500,000    | .                   | .               | .               | 3,600,000   | 3,600,000   |
| Taraba    | .                               | .               | .           | .               | 0              | .                   | .               | .               | .           | 0           |
| Yobe      | .                               | 30,000,000      | 18,000,000  | .               | 48,000,000     | .                   | 3,000,000       | 1,000,000       | .           | 4,000,000   |
| Zamfara   | .                               | .               | .           | .               | .              | .                   | .               | .               | .           | .           |
| FCT       | .                               | .               | .           | .               | .              | .                   | .               | .               | .           | .           |
| TOTAL     | 340,783,843                     | 117,484,129     | 457,791,666 | 9,298,757,663   | 10,214,817,301 | 120,320,062         | 57,289,663      | 79,955,527      | 298,200,557 | 555,765,809 |

**TABLE 4.1.5 (Contd)**

**STATE WATER BOARD – CAPACITY**

| STATE        | Research & Development 4TH QTR |                   |                    |                    |                    | ICT (Computer, etc) |                   |                   |                   |                   |
|--------------|--------------------------------|-------------------|--------------------|--------------------|--------------------|---------------------|-------------------|-------------------|-------------------|-------------------|
|              | IST                            | 2ND               | 3 <sup>RD</sup>    | 4TH                | 2,006              | IST                 | 2 <sup>ND</sup>   | 3 <sup>RD</sup>   | 4TH               | 2,006             |
| Abia         | .                              | .                 | .                  | .                  | .                  | .                   | .                 | .                 | .                 | .                 |
| Adamawa      | 450,000                        | 700,000           | 430,000            | 400,000            | 1,980,000          | 100,000             | 150,000           | 100,000           | 100,000           | 450,000           |
| Akwa Ibom    | .                              | .                 | .                  | .                  | 0                  | .                   | .                 | .                 | .                 | 0                 |
| Anambra      | .                              | .                 | .                  | .                  | 0                  | .                   | .                 | .                 | .                 | 0                 |
| Bauchi       | .                              | .                 | .                  | .                  | 0                  | .                   | .                 | .                 | .                 | 0                 |
| Bayelsa      | .                              | .                 | .                  | .                  | 0                  | .                   | .                 | .                 | .                 | 0                 |
| Benue        | .                              | .                 | .                  | .                  | 0                  | .                   | .                 | .                 | .                 | 0                 |
| Borno        | .                              | .                 | 15,000,000         | 900,000            | 15,900,000         | .                   | .                 | .                 | .                 | 0                 |
| CRiver       | 300,000                        | .                 | 200,000            | .                  | 500,000            | .                   | .                 | .                 | .                 | 0                 |
| Delta        | .                              | .                 | .                  | .                  | .                  | .                   | .                 | .                 | .                 | .                 |
| Ebonyi       | .                              | .                 | .                  | .                  | .                  | .                   | .                 | .                 | .                 | .                 |
| Edo          | .                              | .                 | .                  | .                  | 0                  | .                   | .                 | .                 | .                 | 0                 |
| Ekiti        | 1,481,050                      | 2,762,818         | 2,762,818          | 2,762,818          | 9,769,504          | 99,750              | 99,750            | 99,750            | 99,750            | 399,000           |
| Enugu        | .                              | .                 | .                  | .                  | 0                  | .                   | .                 | .                 | .                 | 0                 |
| Gombe        | .                              | .                 | .                  | .                  | 0                  | .                   | .                 | .                 | .                 | 0                 |
| Imo          | .                              | .                 | .                  | .                  | 0                  | .                   | .                 | .                 | .                 | 0                 |
| Jigawa       | 150,000                        | .                 | .                  | .                  | 150,000            | 1,000,000           | .                 | .                 | .                 | 1,000,000         |
| Kaduna       | 4,084,843                      | .                 | 1,144,693          | 5,417,250          | 10,646,786         | 4,970,281           | 5,646,724         | 3,229,959         | 1,393,125         | 15,240,089        |
| Kano         | .                              | .                 | .                  | .                  | 0                  | .                   | .                 | .                 | .                 | 0                 |
| Katsina      | 31,840                         | .                 | 819,910            | .                  | 851,750            | 4,900               | .                 | .                 | 536,200           | 541,100           |
| Kebbi        | 18,900,000                     | .                 | .                  | .                  | 18,900,000         | 9,065,979           | .                 | 2,458,516         | .                 | 11,524,495        |
| Kogi         | .                              | .                 | .                  | .                  | .                  | .                   | .                 | .                 | .                 | .                 |
| Kwara        | .                              | .                 | .                  | .                  | 0                  | .                   | .                 | .                 | .                 | 0                 |
| Lagos        | .                              | .                 | 12,440,000         | 55,590,000         | 68,030,000         | .                   | .                 | .                 | 420,000           | 420,000           |
| Nassarawa    | 7,550                          | 16,500            | .                  | 3,600              | 27,650             | .                   | .                 | .                 | .                 | 0                 |
| Niger        | 81,000,000                     | 81,000,000        | 81,000,000         | 81,000,000         | 324,000,000        | .                   | .                 | .                 | .                 | 0                 |
| Ogun         | .                              | .                 | 3,178,000          | 1,300,570          | 4,478,570          | 50,000              | .                 | 5,153,950         | 1,524,780         | 6,728,730         |
| Ondo         | .                              | .                 | .                  | .                  | .                  | .                   | .                 | .                 | .                 | .                 |
| Osun         | .                              | 485,000           | 485,000            | .                  | 970,000            | .                   | .                 | .                 | .                 | 0                 |
| Oyo          | .                              | .                 | .                  | .                  | .                  | .                   | .                 | .                 | .                 | .                 |
| Plateau      | 396,000                        | .                 | .                  | .                  | 396,000            | 450,000             | .                 | 200,000           | 1,000             | 651,000           |
| Rivers       | .                              | .                 | .                  | .                  | 0                  | .                   | .                 | .                 | .                 | 0                 |
| Sokoto       | .                              | .                 | .                  | 450,000,000        | 450,000,000        | .                   | .                 | .                 | .                 | 0                 |
| Taraba       | .                              | .                 | .                  | .                  | 0                  | .                   | .                 | .                 | .                 | 0                 |
| Yobe         | 600,000                        | 720,000           | 500,000            | .                  | 1,820,000          | 2,000,000           | 8,000,000         | 1,000,000         | 6,000,000         | 17,000,000        |
| Zamfara      | .                              | .                 | .                  | .                  | .                  | .                   | .                 | .                 | .                 | .                 |
| FCT          | .                              | .                 | .                  | .                  | .                  | .                   | .                 | .                 | .                 | .                 |
| <b>TOTAL</b> | <b>107,401,283</b>             | <b>85,684,318</b> | <b>117,960,421</b> | <b>597,374,238</b> | <b>908,420,260</b> | <b>17,740,910</b>   | <b>13,896,474</b> | <b>12,242,175</b> | <b>10,074,855</b> | <b>53,954,414</b> |

**TABLE 4.1.5 (Contd)**

**STATE WATER BOARD – CAPACITY**

| STATE        | Vehicles           |                    |                    |                    |                      | Building (Residential) |                  |                  |                  |                  |
|--------------|--------------------|--------------------|--------------------|--------------------|----------------------|------------------------|------------------|------------------|------------------|------------------|
|              | IST                | 2 <sup>ND</sup>    | 3RD                | 4 <sup>TH</sup>    | 2,006                | IST                    | 2 <sup>ND</sup>  | 3RD              | 4TH              | 2,006            |
| Abia         | .                  | .                  | .                  | .                  | .                    | .                      | .                | .                | .                | .                |
| Adamawa      | 500,000            | 1,200,000          | 1,000,000          | 100,000            | 2,800,000            | 1,200,000              | 2,000,000        | 1,200,000        | 1,000,000        | 5,400,000        |
| Akwa Ibom    | .                  | .                  | .                  | .                  | 0                    | .                      | .                | .                | .                | 0                |
| Anambra      | .                  | .                  | .                  | .                  | 0                    | .                      | .                | .                | .                | 0                |
| Bauchi       | .                  | .                  | .                  | .                  | 0                    | .                      | .                | .                | .                | 0                |
| Bayelsa      | .                  | .                  | .                  | .                  | 0                    | .                      | .                | .                | .                | 0                |
| Benue        | .                  | .                  | .                  | .                  | 0                    | .                      | .                | .                | .                | 0                |
| Borno        | .                  | .                  | .                  | .                  | 0                    | .                      | .                | .                | .                | 0                |
| CRiver       | .                  | .                  | .                  | .                  | 0                    | .                      | .                | .                | .                | 0                |
| Delta        | .                  | .                  | .                  | .                  | .                    | .                      | .                | .                | .                | .                |
| Ebonyi       | .                  | .                  | .                  | .                  | .                    | .                      | .                | .                | .                | .                |
| Edo          | .                  | .                  | .                  | .                  | 0                    | .                      | .                | .                | .                | 0                |
| Ekiti        | .                  | .                  | .                  | .                  | 0                    | .                      | .                | .                | .                | 0                |
| Enugu        | .                  | .                  | .                  | .                  | 0                    | .                      | .                | .                | .                | 0                |
| Gombe        | .                  | .                  | .                  | .                  | 0                    | .                      | .                | .                | .                | 0                |
| Imo          | .                  | .                  | .                  | .                  | 0                    | .                      | .                | .                | .                | 0                |
| Jigawa       | 1,350,000          | .                  | .                  | .                  | 1,350,000            | .                      | .                | .                | .                | 0                |
| Kaduna       | .                  | .                  | .                  | .                  | 0                    | .                      | .                | .                | .                | 0                |
| Kano         | .                  | .                  | .                  | .                  | 0                    | .                      | .                | .                | .                | 0                |
| Katsina      | .                  | .                  | .                  | .                  | 0                    | .                      | .                | .                | .                | 0                |
| Kebbi        | 81,866,500         | 33,667,500         | .                  | .                  | 115,534,000          | .                      | .                | .                | .                | 0                |
| Kogi         | .                  | .                  | .                  | .                  | .                    | .                      | .                | .                | .                | .                |
| Kwara        | .                  | .                  | .                  | .                  | 0                    | .                      | .                | .                | .                | 0                |
| Lagos        | 199,350,000        | 199,350,000        | 199,350,000        | 199,350,000        | 797,400,000          | .                      | .                | .                | .                | 0                |
| Nassarawa    | .                  | .                  | .                  | .                  | 0                    | .                      | .                | .                | .                | 0                |
| Niger        | .                  | .                  | .                  | .                  | 0                    | .                      | .                | .                | .                | 0                |
| Ogun         | .                  | .                  | .                  | .                  | 0                    | .                      | .                | .                | .                | 0                |
| Ondo         | .                  | .                  | .                  | .                  | .                    | .                      | .                | .                | .                | .                |
| Osun         | .                  | .                  | .                  | .                  | 0                    | .                      | .                | .                | .                | 0                |
| Oyo          | .                  | .                  | .                  | .                  | .                    | .                      | .                | .                | .                | .                |
| Plateau      | 50,884,253         | 45,586,389         | 33,988,918         | 17,253,006         | 147,712,566          | .                      | .                | .                | .                | 0                |
| Rivers       | .                  | .                  | .                  | .                  | 0                    | .                      | .                | .                | .                | 0                |
| Sokoto       | .                  | .                  | .                  | .                  | 0                    | .                      | .                | .                | .                | 0                |
| Taraba       | .                  | .                  | .                  | .                  | 0                    | .                      | .                | .                | .                | 0                |
| Yobe         | .                  | .                  | .                  | .                  | 0                    | .                      | .                | .                | .                | 0                |
| Zamfara      | .                  | .                  | .                  | .                  | .                    | .                      | .                | .                | .                | .                |
| FCT          | .                  | .                  | .                  | .                  | .                    | .                      | .                | .                | .                | .                |
| <b>TOTAL</b> | <b>333,950,753</b> | <b>279,803,889</b> | <b>234,338,918</b> | <b>216,703,006</b> | <b>1,064,796,566</b> | <b>1,200,000</b>       | <b>2,000,000</b> | <b>1,200,000</b> | <b>1,000,000</b> | <b>5,400,000</b> |

**TABLE 4.1.5 (Contd)**

**STATE WATER BOARD – CAPACITY**

| STATE     | Building (Non-Residential) |     |                 |     |       | Others Capital Expenditures |     |     |     |       |
|-----------|----------------------------|-----|-----------------|-----|-------|-----------------------------|-----|-----|-----|-------|
|           | IST                        | 2ND | 3 <sup>RD</sup> | 4TH | 2,006 | IST                         | 2ND | 3RD | 4TH | 2,006 |
| Abia      | .                          | .   | .               | .   | .     | .                           | .   | .   | 0   | .     |
| Adamawa   | .                          | .   | .               | .   | 0     | .                           | .   | .   | 0   | 0     |
| Akwa Ibom | .                          | .   | .               | .   | 0     | .                           | .   | .   | .   | 0     |
| Anambra   | .                          | .   | .               | .   | 0     | .                           | .   | .   | .   | 0     |
| Bauchi    | .                          | .   | .               | .   | 0     | .                           | .   | .   | 0   | 0     |
| Bayelsa   | .                          | .   | .               | .   | 0     | .                           | .   | .   | 0   | 0     |
| Benue     | .                          | .   | .               | .   | 0     | .                           | .   | .   | 0   | 0     |
| Borno     | .                          | .   | .               | .   | 0     | .                           | .   | .   | 0   | 0     |
| CRiver    | .                          | .   | .               | .   | 0     | .                           | .   | .   | 0   | 0     |
| Delta     | .                          | .   | .               | .   | .     | .                           | .   | .   | .   | .     |
| Ebonyi    | .                          | .   | .               | .   | .     | .                           | .   | .   | .   | .     |
| Edo       | .                          | .   | .               | .   | 0     | .                           | .   | .   | 0   | 0     |
| Ekiti     | .                          | .   | .               | .   | 0     | .                           | .   | .   | 0   | 0     |
| Enugu     | .                          | .   | .               | .   | 0     | .                           | .   | .   | 0   | 0     |
| Gombe     | .                          | .   | .               | .   | 0     | .                           | .   | .   | 0   | 0     |
| Imo       | .                          | .   | .               | .   | 0     | .                           | .   | .   | 0   | 0     |
| Jigawa    | .                          | .   | .               | .   | 0     | .                           | .   | .   | 0   | 0     |
| Kaduna    | .                          | .   | .               | .   | 0     | .                           | .   | .   | 0   | 0     |
| Kano      | .                          | .   | .               | .   | 0     | .                           | .   | .   | 0   | 0     |
| Katsina   | .                          | .   | .               | .   | 0     | .                           | .   | .   | 0   | 0     |
| Kebbi     | .                          | .   | .               | .   | 0     | .                           | .   | .   | 0   | 0     |
| Kogi      | .                          | .   | .               | .   | .     | .                           | .   | .   | .   | .     |
| Kwara     | .                          | .   | .               | .   | 0     | .                           | .   | .   | 0   | 0     |
| Lagos     | .                          | .   | .               | .   | 0     | .                           | .   | .   | 0   | 0     |
| Nassarawa | .                          | .   | .               | .   | 0     | .                           | .   | .   | 0   | 0     |
| Niger     | .                          | .   | .               | .   | 0     | .                           | .   | .   | 0   | 0     |
| Ogun      | .                          | .   | .               | .   | 0     | .                           | .   | .   | 0   | 0     |
| Ondo      | .                          | .   | .               | .   | .     | .                           | .   | .   | .   | .     |
| Osun      | .                          | .   | .               | .   | 0     | .                           | .   | .   | 0   | 0     |
| Oyo       | .                          | .   | .               | .   | .     | .                           | .   | .   | .   | .     |
| Plateau   | .                          | .   | .               | .   | 0     | .                           | .   | .   | 0   | 0     |
| Rivers    | .                          | .   | .               | .   | 0     | .                           | .   | .   | 0   | 0     |
| Sokoto    | .                          | .   | .               | .   | 0     | .                           | .   | .   | 0   | 0     |
| Taraba    | .                          | .   | .               | .   | 0     | .                           | .   | .   | 0   | 0     |
| Yobe      | .                          | .   | .               | .   | 0     | .                           | .   | .   | 0   | 0     |
| Zamfara   | .                          | .   | .               | .   | .     | .                           | .   | .   | .   | .     |
| FCT       | .                          | .   | .               | .   | .     | .                           | .   | .   | .   | .     |
| TOTAL     |                            |     |                 |     | 0     |                             |     |     |     | 0     |

**TABLE 4.1.5 (Contd)**

**STATE WATER BOARD – RECEIPTS**

| STATE        | IST                | 2 <sup>ND</sup>    | 3 <sup>RD</sup>    | 4TH                | 2,006                | IST                | 2 <sup>ND</sup>    | 3RD                | 4TH                | 2,006              |
|--------------|--------------------|--------------------|--------------------|--------------------|----------------------|--------------------|--------------------|--------------------|--------------------|--------------------|
| Abia         | .                  | .                  | .                  | .                  | .                    | .                  | .                  | .                  | .                  | .                  |
| Adamawa      | 300,480            | 482,525            | 421,600            | 212,100            | 1,416,705            | .                  | .                  | .                  | .                  | 0                  |
| Akwa Ibom    | .                  | .                  | .                  | 99,575,960         | 99,575,960           | .                  | .                  | .                  | 64,000,000         | 64,000,000         |
| Anambra      | 6,321,809          | 3,459,320          | 2,261,160          | 1,274,000          | 13,316,289           | .                  | .                  | .                  | .                  | 0                  |
| Bauchi       | .                  | .                  | .                  | .                  | 0                    | .                  | .                  | .                  | .                  | 0                  |
| Bayelsa      | 12,254,607         | .                  | .                  | .                  | 12,254,607           | .                  | .                  | .                  | .                  | 0                  |
| Benue        | 2,858,258          | 4,690,044          | 3,949,792          | 3,637,660          | 15,135,754           | .                  | .                  | .                  | .                  | 0                  |
| Borno        | 1,010,150          | 1,008,000          | 1,691,377          | 1,591,014          | 5,300,541            | .                  | .                  | .                  | .                  | 0                  |
| CRiver       | 3,120,000          | 3,725,000          | 3,825,255          | 3,122,012          | 13,792,267           | 5,339,819          | 5,303,286          | 5,515,533          | 5,661,079          | 21,819,717         |
| Delta        | .                  | .                  | .                  | .                  | .                    | .                  | .                  | .                  | .                  | .                  |
| Ebonyi       | .                  | .                  | .                  | .                  | .                    | .                  | .                  | .                  | .                  | .                  |
| Edo          | 10,007,010         | 12,810,717         | 6,667,660          | 7,678,623          | 37,164,010           | .                  | .                  | .                  | .                  | 0                  |
| Ekiti        | 4,253,939          | 3,164,690          | 3,961,822          | 2,801,125          | 14,181,576           | .                  | .                  | .                  | .                  | 0                  |
| Enugu        | 14,377,818         | 13,910,569         | 11,739,057         | 13,133,298         | 53,160,742           | 24,000,000         | 36,000,000         | 36,000,000         | 36,000,000         | 132,000,000        |
| Gombe        | 2,071,743          | 225,147            | 1,560,750          | 1,888,450          | 5,746,090            | 20,231,339         | 3,064,323          | 20,541,136         | 16,922,791         | 60,759,589         |
| Imo          | .                  | .                  | .                  | .                  | 0                    | .                  | .                  | .                  | .                  | 0                  |
| Jigawa       | .                  | .                  | .                  | 6,695,250          | 6,695,250            | .                  | .                  | .                  | .                  | 0                  |
| Kaduna       | 148,717,782        | 170,477,410        | 124,731,151        | 113,897,759        | 557,824,102          | .                  | .                  | .                  | .                  | 0                  |
| Kano         | 125,897,372        | 115,816,734        | 112,377,118        | 99,206,522         | 453,297,746          | .                  | .                  | .                  | .                  | 0                  |
| Katsina      | 59,443,554         | 73,017,383         | 72,713,604         | 63,500,405         | 268,674,946          | 2,378,275          | 3,703,977          | 101,712,410        | 3,521,831          | 111,316,493        |
| Kebbi        | 31,056,200         | 30,556,100         | 31,776,200         | 31,600,101         | 124,988,601          | .                  | .                  | .                  | .                  | 0                  |
| Kogi         | .                  | .                  | .                  | .                  | .                    | .                  | .                  | .                  | .                  | .                  |
| Kwara        | 14,776,884         | 17,477,033         | 14,623,584         | 20,615,498         | 67,492,999           | .                  | .                  | .                  | .                  | 0                  |
| Lagos        | 286,000,000        | 286,000,000        | 286,000,000        | 286,000,000        | 1,144,000,000        | 10,400,000         | 10,400,000         | 10,400,000         | 10,400,000         | 41,600,000         |
| Nassarawa    | 4,257,210          | 4,333,638          | 4,131,815          | 4,343,440          | 17,066,103           | 13,000,000         | 14,829,050         | 28,632,500         | .                  | 56,461,550         |
| Niger        | 17,855,929         | 20,723,727         | 19,660,000         | 17,910,000         | 76,149,656           | 22                 | .                  | .                  | .                  | 22                 |
| Ogun         | 38,045,031         | 44,188,492         | 38,408,998         | 34,889,821         | 155,532,342          | 80,400,000         | 123,490,000        | 61,400,000         | 64,110,000         | 329,400,000        |
| Ondo         | .                  | .                  | .                  | .                  | .                    | .                  | .                  | .                  | .                  | .                  |
| Osun         | 10,285,278         | 23,621,782         | 20,187,239         | 11,258,584         | 65,352,883           | .                  | .                  | .                  | .                  | 0                  |
| Oyo          | .                  | .                  | .                  | .                  | .                    | .                  | .                  | .                  | .                  | .                  |
| Plateau      | 53,429,049         | 38,967,734         | 45,333,131         | 46,859,032         | 184,588,946          | .                  | 552,477            | .                  | .                  | 552,477            |
| Rivers       | 2,377,375          | 2,377,357          | 2,377,375          | 2,377,375          | 9,509,482            | .                  | .                  | .                  | .                  | 0                  |
| Sokoto       | 22,758,085         | 21,927,816         | 21,041,195         | 17,512,632         | 83,239,728           | .                  | .                  | .                  | .                  | 0                  |
| Taraba       | .                  | .                  | .                  | .                  | 0                    | .                  | .                  | .                  | .                  | 0                  |
| Yobe         | 2,163,303          | 1,993,300          | 1,780,714          | 1,423,943          | 7,361,260            | .                  | .                  | .                  | .                  | 0                  |
| Zamfara      | .                  | .                  | .                  | .                  | .                    | .                  | .                  | .                  | .                  | .                  |
| FCT          | .                  | .                  | .                  | .                  | .                    | .                  | .                  | .                  | .                  | .                  |
| <b>TOTAL</b> | <b>873,638,866</b> | <b>894,954,518</b> | <b>831,220,597</b> | <b>893,004,604</b> | <b>3,492,818,585</b> | <b>155,749,455</b> | <b>197,343,113</b> | <b>264,201,579</b> | <b>200,615,701</b> | <b>817,909,848</b> |



TABLE 4.1.5 (Contd)

## STATE WATER BOARD – RECEIPTS

| STATE     | IST     | 2ND       | 3RD         | 4 <sup>TH</sup> | 2,006       | IST | 2ND | 3RD | 4TH | 2,006 |
|-----------|---------|-----------|-------------|-----------------|-------------|-----|-----|-----|-----|-------|
| Abia      | .       | .         | .           | .               | .           | .   | .   | .   | 0   | .     |
| Adamawa   | .       | .         | .           | .               | 0           | .   | .   | .   | 0   | 0     |
| Akwa Ibom | .       | .         | .           | .               | 0           | .   | .   | .   | .   | 0     |
| Anambra   | .       | .         | .           | .               | 0           | .   | .   | .   | 0   | 0     |
| Bauchi    | .       | .         | .           | .               | 0           | .   | .   | 0   | 0   | 0     |
| Bayelsa   | .       | .         | .           | .               | 0           | .   | .   | .   | 0   | 0     |
| Benue     | .       | .         | .           | .               | 0           | .   | .   | .   | 0   | 0     |
| Borno     | .       | .         | .           | .               | 0           | .   | .   | .   | 0   | 0     |
| CRiver    | .       | .         | 100,000,000 | .               | 100,000,000 | .   | .   | .   | 0   | 0     |
| Delta     | .       | .         | .           | .               | .           | .   | .   | .   | .   | .     |
| Ebonyi    | .       | .         | .           | .               | .           | .   | .   | .   | .   | .     |
| Edo       | .       | .         | .           | .               | 0           | .   | .   | .   | 0   | 0     |
| Ekiti     | .       | .         | .           | .               | 0           | .   | .   | .   | 0   | 0     |
| Enugu     | 82,500  | .         | .           | .               | 82,500      | .   | .   | .   | 0   | 0     |
| Gombe     | .       | .         | .           | .               | 0           | .   | .   | .   | 0   | 0     |
| Imo       | .       | .         | .           | .               | 0           | .   | .   | .   | 0   | 0     |
| Jigawa    | .       | .         | .           | .               | 0           | .   | .   | .   | 0   | 0     |
| Kaduna    | .       | .         | .           | .               | 0           | .   | .   | .   | 0   | 0     |
| Kano      | .       | .         | .           | .               | 0           | .   | .   | .   | 0   | 0     |
| Katsina   | .       | .         | .           | .               | 0           | .   | .   | .   | 0   | 0     |
| Kebbi     | .       | .         | .           | .               | 0           | .   | .   | .   | 0   | 0     |
| Kogi      | .       | .         | .           | .               | .           | .   | .   | .   | .   | .     |
| Kwara     | .       | .         | .           | .               | 0           | .   | .   | .   | 0   | 0     |
| Lagos     | .       | .         | .           | .               | 0           | .   | .   | .   | 0   | 0     |
| Nassarawa | .       | .         | .           | .               | 0           | .   | .   | .   | 0   | 0     |
| Niger     | .       | .         | .           | .               | 0           | .   | .   | .   | 0   | 0     |
| Ogun      | 35,600  | 181,000   | 93,000      | 245,000         | 554,600     | .   | .   | .   | 0   | 0     |
| Ondo      | .       | .         | .           | .               | .           | .   | .   | .   | .   | .     |
| Osun      | .       | .         | .           | .               | 0           | .   | .   | .   | 0   | 0     |
| Oyo       | .       | .         | .           | .               | .           | .   | .   | .   | .   | .     |
| Plateau   | .       | 978,900   | .           | .               | 978,900     | .   | .   | .   | 0   | 0     |
| Rivers    | .       | .         | .           | .               | 0           | .   | .   | .   | 0   | 0     |
| Sokoto    | .       | .         | .           | .               | 0           | .   | .   | .   | 0   | 0     |
| Taraba    | .       | .         | .           | .               | 0           | .   | .   | .   | 0   | 0     |
| Yobe      | .       | .         | .           | .               | 0           | .   | .   | .   | 0   | 0     |
| Zamfara   | .       | .         | .           | .               | .           | .   | .   | .   | .   | .     |
| FCT       | .       | .         | .           | .               | .           | .   | .   | .   | .   | .     |
| TOTAL     | 118,100 | 1,159,900 | 100,093,000 | 245,000         | 101,616,000 | 0   | 0   | 0   | 0   | 0     |

**TABLE 4.1.6 a****STATE WATER BOARD****INFORMATION AND COMMUNICATION TECHNOLOGY**

|  | <b>Percent</b> |
|--|----------------|
| Establishment owning internet facilities             | 33.3           |
| Establishment having website?                        | 25.9           |
| Establishment receiving orders through the internet? | 22.2           |
| Do you place orders through the internet?            | 18.5           |
| Establishment having intranets?                      | 29.6           |
| Establishments having Local Area Networks (LAN)      | 29.6           |

TABLE 4.1.6 (b)

**STATE WATER BOARD  
INFORMATION AND COMMUNICATION TECHNOLOGY**

| STATE        | Number of computers in your organizations? | Number of employees with access to internet facilities | Number of employee using Personal Computers (PCs) | Investment on ICT from domestic sources during the year (Naira) | Investment on ICT from foreign sources during the year (USD) | Amount spend on ICT during the year (Naira) |
|--------------|--|--|---|---|--|---|
| Abia         | 1  | 0  | 1   | 0   | 0  | 0   |
| Adamawa      | 9  | 0  | 0   | 0   | 0  | 0   |
| Akwa Ibom    | 20   | 10   | 30  | 3,210,000   | 3,658,331  | 0   |
| Anambra      | 8  | 12   | 5   | 0   | 0  | 0   |
| Bauchi       | .  | .  | .   | .   | .  | 0   |
| Bayelsa      | 1  | 0  | 0   | 0   | 0  | 0   |
| Benue        | 3  | 0  | 0   | 0   | 0  | 0   |
| Borno        | 16   | 0  | 0   | 0   | 0  | 0   |
| Criver       | 10   | 5  | 3   | 0   | 0  | 0   |
| Delta        | .  | .  | .   | .   | .  | .   |
| Ebonyi       | .  | .  | .   | .   | .  | .   |
| Edo          | 25   | 0  | 0   | 0   | 0  | 0   |
| Ekiti        | 9  | 5  | 4   | 0   | 0  | 0   |
| Enugu        | 10   | 3  | 10  | 0   | 0  | 0   |
| Gombe        | 0  | 0  | 0   | 0   | 0  | 0   |
| Imo          | 3  | 0  | 5   | 0   | 0  | 0   |
| Jigawa       | 8  | 20   | 2   | 0   | 0  | 0   |
| Kaduna       | 100  | 50   | 300   | 0   | 0  | 0   |
| Kano         | 18   | 0  | 0   | 0   | 0  | 0   |
| Katsina      | 20   | 3  | 2   | 647,000   | 0  | 647,000                                     |
| Kebbi        | 2  | 0  | 2   | 0   | 0  | 0   |
| Kogi         | .  | .  | .   | .   | .  | .   |
| Kwara        | 11   | 0  | 0   | 0   | 0  | 0   |
| Lagos        | 100  | 100  | 100   | 35,600,000  | 0  | 35,600,000                                  |
| Nassarawa    | 9  | 1  | 4   | 0   | 0  | 0   |
| Niger        | 0  | 12   | 0   | 0   | 0  | 0   |
| Ogun         | 36   | 11   | 36  | 1,730,218   | 0  | 1,730,218                                   |
| Ondo         | .  | .  | .   | .   | .  | .   |
| Osun         | 14   | 30   | 150   | 487,855   | .  | 487,855                                     |
| Oyo          | .  | .  | .   | .   | .  | .   |
| Plateau      | 16   | 12   | 10  | 2,175,000   | 0  | 2,175,000                                   |
| Rivers       | 4  | 10   | 0   | 0   | 0  | 0   |
| Sokoto       | 6  | 0  | 2   | 0   | 0  | 0   |
| Taraba       | 6  | 36   | 3   | 0   | 0  | 0   |
| Yobe         | 8  | 15   | 15  | 960,000   | 0  | 200,000                                     |
| Zamfara      | .  | .  | .   | .   | .  | .   |
| FCT          | .  | .  | .   | .   | .  | .   |
| <b>TOTAL</b> | <b>473</b>                                 | <b>335</b>   | <b>684</b>  | <b>44,810,073</b>   | <b>3,658,331</b>   | <b>40,840,073</b>                           |

**TABLE 4.2.1**

**WATER RESOURCES STATISTICS  
Value of Contracts Projects**

| STATE       | Project Number | Project Number | Project Number | Project Number | Project Number | Project Number | Project Number | Project Number | Project Number | Project Number | Project Number | Project Number |
|-------------|----------------|----------------|----------------|----------------|----------------|----------------|----------------|----------------|----------------|----------------|----------------|----------------|
|             | 1              | 2              | 3              | 4              | 5              | 6              | 7              | 8              | 9              | 10             | 11             | 12             |
| Abia        | 93,000,000     | 160,000,000    | 30,000,000     | 12,000,000     | 15,600,000     | 28,000,000     | .              | .              | .              | .              | .              | .              |
| Adamawa     | 5,940,620      | 97,875,000     | 2,995,500      | 3,503,900      | .              | .              | .              | .              | .              | .              | .              | .              |
| Akwa-Ibom   | .              | .              | .              | .              | .              | .              | .              | .              | .              | .              | .              | .              |
| Anambra     | 1,500,000      | 1,200,000      | .              | .              | .              | .              | .              | .              | .              | .              | .              | .              |
| Bauchi      | 573,923,400    | 901,598,233    | 38,734,416     | 106,325,036    | .              | .              | .              | .              | .              | .              | .              | .              |
| Bayesa      | 130,000,000    | 45,531,000     | 45,531,000     | 22,236,000     | 55,990,000     | 41,300,000     | 28,069,000     | 26,400,000     | 36,088,000     | 31,438,000     | 39,169,000     | 57,629,000     |
| Benue       | 3,000,000      | 3,640,000      | 25,000,000     | 13,800,000     | 14,880,000     | 3,105,000      | 590,000,000    | 136,492,000    | 211,740,000    | 25,393,000     | 13,800,000     | 112,100,000    |
| Borno       | .              | .              | .              | .              | .              | .              | .              | .              | .              | .              | .              | .              |
| Cross River | .              | .              | .              | .              | .              | .              | .              | .              | .              | .              | .              | .              |
| Delta       | 4,312,980      | .              | 4,985,858      | 2,156,490      | 2,156,491      | 4,687,133      | 2,190,169      | 2,125,594      | 9,988,838      | 12,894,816     | 4,530,000      | 11,299,714     |
| Ebonyi      | .              | .              | .              | .              | .              | .              | .              | .              | .              | .              | .              | .              |
| Edo         | .              | .              | .              | .              | .              | .              | .              | .              | .              | .              | .              | .              |
| Ekiti       | 340,000        | 962,000        | 1,000,000      | 60,000,000     | 147,000,000    | 2,700,000      | 10,000,000     | 9,900,000      | 1,200,000      | 17,212,492     | .              | .              |
| Enugu       | .              | .              | .              | .              | .              | .              | .              | .              | .              | .              | .              | .              |
| Gombe       | 64,000,000     | 86,000,000     | .              | .              | .              | .              | .              | .              | .              | .              | .              | .              |
| Imo         | .              | .              | .              | .              | .              | .              | .              | .              | .              | .              | .              | .              |
| Jigawa      | 21,000,000,000 | 15,000,000,000 | 38,943,600     | 6,000,000,000  | .              | .              | .              | .              | .              | .              | .              | .              |
| Kaduna      | 2,684,194      | 6,564,158      | 2,682,853      | 9,698,785      | 26,551,305     | 13,256,833     | 15,588,547     | 8,993,050      | 6,439,702      | 7,095,375      | 6,710,456      | 9,500,000      |
| Kano        | 300,000,000    | 5,859,401,351  | 36,379,750     | 42,936,941     | 79,116,400     | 36,551,600     | 34,479,500     | 6,321,175      | 32,340,400     | 9,782,036      | 10,000,000     | 311,683,189    |
| Katsina     | 5,000,000      | 15,000,000     | 13,223,600     | 36,195,690     | .              | 100,000,000    | .              | .              | .              | .              | .              | .              |
| Kebbi       | 10,954,800     | 17,047,800     | 18,000,000     | 50,000,000     | 157,942,056    | 24,523,066     | 11,250,000     | 54,635,490     | 10,954,800     | 64,445,000     | 15,610,140     | 146,511,773    |
| Kogi        | .              | .              | .              | .              | .              | .              | .              | .              | .              | .              | .              | .              |
| Kwara       | 928,776,972    | 1,739,160      | 9,975,300      | 5,953,500      | 5,051,371      | 69,903,200     | 2,024,750      | 14,741,797     | 1,283,880      | 2,147,350      | 3,874,547      | 619,000        |
| Lagos       | .              | .              | .              | .              | .              | .              | .              | .              | .              | .              | .              | .              |
| Nasarawa    | .              | .              | .              | .              | .              | .              | .              | .              | .              | .              | .              | .              |
| Niger       | 4,900,000      | 222,000,000    | .              | .              | .              | .              | .              | .              | .              | .              | .              | .              |
| Ogun        | .              | .              | .              | .              | .              | .              | .              | .              | .              | .              | .              | .              |
| Ondo        | .              | .              | .              | .              | .              | .              | .              | .              | .              | .              | .              | .              |
| Osun        | .              | .              | .              | .              | .              | .              | .              | .              | .              | .              | .              | .              |
| Oyo         | .              | .              | .              | .              | .              | .              | .              | .              | .              | .              | .              | .              |
| Plateau     | 3,171,050      | 7,440,000      | .              | .              | .              | .              | .              | .              | .              | .              | .              | .              |
| Rivers      | 65,000,000     | 6,096,750      | 220,000        | 76,392,811     | 79,557,084     | 50,000,000     | 20,000,000     | 2,585,000      | .              | .              | .              | .              |
| Sokoto      | .              | .              | .              | .              | .              | .              | .              | .              | .              | .              | .              | .              |
| Taraba      | 450,000        | .              | .              | .              | .              | .              | .              | .              | .              | .              | .              | .              |
| Yobe        | 86,893,030     | 1,000,000      | 2,400,000      | 1,500,000      | 5,950,000      | 3,718,000      | 7,375,786      | 2,042,857      | 3,900,000      | 5,052,500      | 4,000,000      | 9,000,000      |
| Zamfara     | .              | 2,000,000      | 9,723,499      | 921,000        | 78,792,000     | 83,800,000     | 773,000        | .              | .              | .              | .              | .              |
| FCT         | .              | .              | .              | .              | .              | .              | .              | .              | .              | .              | .              | .              |

TABLE 4.2.1(Contd)

**WATER RESOURCES STATISTICS**  
**Value of Contracts Projects**

| STATE       | Project Number | Project Number | Project Number | Project Number | Project Number | Project Number | Project Number | Project Number | Project Number | Project Number | Project Number |
|-------------|----------------|----------------|----------------|----------------|----------------|----------------|----------------|----------------|----------------|----------------|----------------|
|             | 14             | 15             | 16             | 17             | 18             | 19             | 20             | 21             | 22             | 23             | 24             |
| Abia        | -              | -              | -              | -              | -              | -              | -              | -              | -              | -              | -              |
| Adamawa     | -              | -              | -              | -              | -              | -              | -              | -              | -              | -              | -              |
| Akwa-Ibom   | -              | -              | -              | -              | -              | -              | -              | -              | -              | -              | -              |
| Anambra     | -              | -              | -              | -              | -              | -              | -              | -              | -              | -              | -              |
| Bauchi      | -              | -              | -              | -              | -              | -              | -              | -              | -              | -              | -              |
| Bayesa      | 24,169,000     | 14,270,000     | 24,869,000     | 49,369,000     | 25,169,000     | 12,300,000     | 16,400,000     | 31,761,000     | 21,300,000     | 75,450,000     | 39,550,000     |
| Benue       | 35,000,000     | 85,000,000     | 8,581,000      | -              | -              | -              | -              | -              | -              | -              | -              |
| Borno       | -              | -              | -              | -              | -              | -              | -              | -              | -              | -              | -              |
| Cross River | -              | -              | -              | -              | -              | -              | -              | -              | -              | -              | -              |
| Delta       | 2,367,750      | 9,971,539      | 4,882,113      | 12,410,552     | 4,923,278      | 18,634,408     | 4,882,113      | 4,998,213      | 2,663,175      | 4,800,000      | 3,661,880      |
| Ebonyi      | -              | -              | -              | -              | -              | -              | -              | -              | -              | -              | -              |
| Edo         | -              | -              | -              | -              | -              | -              | -              | -              | -              | -              | -              |
| Ekiti       | -              | -              | -              | -              | -              | -              | -              | -              | -              | -              | -              |
| Enugu       | -              | -              | -              | -              | -              | -              | -              | -              | -              | -              | -              |
| Gombe       | -              | -              | -              | -              | -              | -              | -              | -              | -              | -              | -              |
| Imo         | -              | -              | -              | -              | -              | -              | -              | -              | -              | -              | -              |
| Jigawa      | -              | -              | -              | -              | -              | -              | -              | -              | -              | -              | -              |
| Kaduna      | 10,289,500     | 11,467,418     | 6,446,370      | 13,400,436     | 2,682,853      | 27,984,716     | 3,690,803      | 13,926,527     | -              | -              | -              |
| Kano        | -              | -              | -              | -              | -              | -              | -              | -              | -              | -              | -              |
| Katsina     | -              | -              | -              | -              | -              | -              | -              | -              | -              | -              | -              |
| Kebbi       | -              | -              | -              | -              | -              | -              | -              | -              | -              | -              | -              |
| Kogi        | -              | -              | -              | -              | -              | -              | -              | -              | -              | -              | -              |
| Kwara       | 3,069,270      | 1,507,500      | 3,016,980      | 1,309,367      | 1,190,456      | 1,122,920      | 12,892,684     | 8,216,298      | 3,646,788      | 20,964,100     | 2,858,220      |
| Lagos       | -              | -              | -              | -              | -              | -              | -              | -              | -              | -              | -              |
| Nasarawa    | -              | -              | -              | -              | -              | -              | -              | -              | -              | -              | -              |
| Niger       | -              | -              | -              | -              | -              | -              | -              | -              | -              | -              | -              |
| Ogun        | -              | -              | -              | -              | -              | -              | -              | -              | -              | -              | -              |
| Ondo        | -              | -              | -              | -              | -              | -              | -              | -              | -              | -              | -              |
| Osun        | -              | -              | -              | -              | -              | -              | -              | -              | -              | -              | -              |
| Oyo         | -              | -              | -              | -              | -              | -              | -              | -              | -              | -              | -              |
| Plateau     | -              | -              | -              | -              | -              | -              | -              | -              | -              | -              | -              |
| Rivers      | -              | -              | -              | -              | -              | -              | -              | -              | -              | -              | -              |
| Sokoto      | -              | -              | -              | -              | -              | -              | -              | -              | -              | -              | -              |
| Taraba      | -              | -              | -              | -              | -              | -              | -              | -              | -              | -              | -              |
| Yobe        | 2,915,000      | 1,800,000      | 2,915,000      | 2,616,000      | 489,613        | 8,476,650      | 1,500,000      | 800,000        | 2,680,650      | 3,855,000      | 3,855,000      |
| Zamfara     | -              | -              | -              | -              | -              | -              | -              | -              | -              | -              | -              |
| FCT         | -              | -              | -              | -              | -              | -              | -              | -              | -              | -              | -              |

**TABLE 4.2.1(Contd)**

**WATER RESOURCES STATISTICS  
Value of Contracts Projects**

| <b>STATE</b> | <b>Project<br/>Number<br/>26</b> | <b>Project<br/>Number<br/>27</b> | <b>Project<br/>Number<br/>28</b> | <b>Project<br/>Number<br/>29</b> | <b>Project<br/>Number<br/>30</b> | <b>Project<br/>Number<br/>31</b> | <b>Project<br/>Number<br/>32</b> | <b>Project<br/>Number<br/>33</b> | <b>Project<br/>Number<br/>34</b> | <b>Project<br/>Number<br/>35</b> | <b>Project<br/>Number<br/>36</b> | <b>Project<br/>Number<br/>37</b> |
|--------------|----------------------------------|----------------------------------|----------------------------------|----------------------------------|----------------------------------|----------------------------------|----------------------------------|----------------------------------|----------------------------------|----------------------------------|----------------------------------|----------------------------------|
| Abia         | .                                | .                                | .                                | .                                | .                                | .                                | .                                | .                                | .                                | .                                | .                                | .                                |
| Adamawa      | .                                | .                                | .                                | .                                | .                                | .                                | .                                | .                                | .                                | .                                | .                                | .                                |
| Akwa-Ibom    | .                                | .                                | .                                | .                                | .                                | .                                | .                                | .                                | .                                | .                                | .                                | .                                |
| Anambra      | .                                | .                                | .                                | .                                | .                                | .                                | .                                | .                                | .                                | .                                | .                                | .                                |
| Bauchi       | .                                | .                                | .                                | .                                | .                                | .                                | .                                | .                                | .                                | .                                | .                                | .                                |
| Bayesa       | 33,488,500                       | 21,300,000                       | 5,000,000                        | 25,169,000                       | 1,525,000,000                    | 24,669,000                       | 49,819,000                       | 11,394,000                       | 25,169,000                       | 69,715,400                       | 2,579,500,000                    | .                                |
| Benue        | .                                | .                                | .                                | .                                | .                                | .                                | .                                | .                                | .                                | .                                | .                                | .                                |
| Borno        | .                                | .                                | .                                | .                                | .                                | .                                | .                                | .                                | .                                | .                                | .                                | .                                |
| Cross River  | .                                | .                                | .                                | .                                | .                                | .                                | .                                | .                                | .                                | .                                | .                                | .                                |
| Delta        | 386,400                          | 714,000                          | 4,995,203                        | 4,840,000                        | 1,925,325                        | 3,661,880                        | 3,661,880                        | 3,661,880                        | 2,465,925                        | 2,465,925                        | 11,711,135                       | 1,145,650                        |
| Ebonyi       | .                                | .                                | .                                | .                                | .                                | .                                | .                                | .                                | .                                | .                                | .                                | .                                |
| Edo          | .                                | .                                | .                                | .                                | .                                | .                                | .                                | .                                | .                                | .                                | .                                | .                                |
| Ekiti        | .                                | .                                | .                                | .                                | .                                | .                                | .                                | .                                | .                                | .                                | .                                | .                                |
| Enugu        | .                                | .                                | .                                | .                                | .                                | .                                | .                                | .                                | .                                | .                                | .                                | .                                |
| Gombe        | .                                | .                                | .                                | .                                | .                                | .                                | .                                | .                                | .                                | .                                | .                                | .                                |
| Imo          | .                                | .                                | .                                | .                                | .                                | .                                | .                                | .                                | .                                | .                                | .                                | .                                |
| Jigawa       | .                                | .                                | .                                | .                                | .                                | .                                | .                                | .                                | .                                | .                                | .                                | .                                |
| Kaduna       | .                                | .                                | .                                | .                                | .                                | .                                | .                                | .                                | .                                | .                                | .                                | .                                |
| Kano         | .                                | .                                | .                                | .                                | .                                | .                                | .                                | .                                | .                                | .                                | .                                | .                                |
| Katsina      | .                                | .                                | .                                | .                                | .                                | .                                | .                                | .                                | .                                | .                                | .                                | .                                |
| Kebbi        | .                                | .                                | .                                | .                                | .                                | .                                | .                                | .                                | .                                | .                                | .                                | .                                |
| Kogi         | .                                | .                                | .                                | .                                | .                                | .                                | .                                | .                                | .                                | .                                | .                                | .                                |
| Kwara        | 7,789,500                        | 3,698,400                        | 2,696,941                        | 1,912,370                        | 1,085,400                        | 1,499,628                        | 2,199,610                        | 4,000,000                        | 3,600,500                        | 55,973,497                       | 32,663,590                       | 4,705,710                        |
| Lagos        | .                                | .                                | .                                | .                                | .                                | .                                | .                                | .                                | .                                | .                                | .                                | .                                |
| Nasarawa     | .                                | .                                | .                                | .                                | .                                | .                                | .                                | .                                | .                                | .                                | .                                | .                                |
| Niger        | .                                | .                                | .                                | .                                | .                                | .                                | .                                | .                                | .                                | .                                | .                                | .                                |
| Ogun         | .                                | .                                | .                                | .                                | .                                | .                                | .                                | .                                | .                                | .                                | .                                | .                                |
| Ondo         | .                                | .                                | .                                | .                                | .                                | .                                | .                                | .                                | .                                | .                                | .                                | .                                |
| Osun         | .                                | .                                | .                                | .                                | .                                | .                                | .                                | .                                | .                                | .                                | .                                | .                                |
| Oyo          | .                                | .                                | .                                | .                                | .                                | .                                | .                                | .                                | .                                | .                                | .                                | .                                |
| Plateau      | .                                | .                                | .                                | .                                | .                                | .                                | .                                | .                                | .                                | .                                | .                                | .                                |
| Rivers       | .                                | .                                | .                                | .                                | .                                | .                                | .                                | .                                | .                                | .                                | .                                | .                                |
| Sokoto       | .                                | .                                | .                                | .                                | .                                | .                                | .                                | .                                | .                                | .                                | .                                | .                                |
| Taraba       | .                                | .                                | .                                | .                                | .                                | .                                | .                                | .                                | .                                | .                                | .                                | .                                |
| Yobe         | 345,000                          | 1,911,800                        | 2,529,000                        | 1,155,000                        | 12,000                           | 12,000                           | 971,000                          | 300,000                          | 2,980,000                        | 774,510                          | 1,700,000                        | 4,508,000                        |
| Zamfara      | .                                | .                                | .                                | .                                | .                                | .                                | .                                | .                                | .                                | .                                | .                                | .                                |
| FCT.         | .                                | .                                | .                                | .                                | .                                | .                                | .                                | .                                | .                                | .                                | .                                | .                                |

TABLE 4.2.1(Contd)

**WATER RESOURCES STATISTICS**  
**Value of Contracts Projects**

| STATE       | Project Number | Project Number | Project Number | Project Number | Project Number | Project Number | Project Number | Project Number | Project Number | Project Number | Project Number | Project Number | Project Number |
|-------------|----------------|----------------|----------------|----------------|----------------|----------------|----------------|----------------|----------------|----------------|----------------|----------------|----------------|
|             | 38             | 39             | 40             | 41             | 42             | 43             | 44             | 45             | 46             | 47             | 48             | 49             | 50             |
| Abia        | .              | .              | .              | .              | .              | .              | .              | .              | .              | .              | .              | .              | .              |
| Adamawa     | .              | .              | .              | .              | .              | .              | .              | .              | .              | .              | .              | .              | .              |
| Akwa-Ibom   | .              | .              | .              | .              | .              | .              | .              | .              | .              | .              | .              | .              | .              |
| Anambra     | .              | .              | .              | .              | .              | .              | .              | .              | .              | .              | .              | .              | .              |
| Bauchi      | .              | .              | .              | .              | .              | .              | .              | .              | .              | .              | .              | .              | .              |
| Bayesa      | .              | .              | .              | .              | .              | .              | .              | .              | .              | .              | .              | .              | .              |
| Benue       | .              | .              | .              | .              | .              | .              | .              | .              | .              | .              | .              | .              | .              |
| Borno       | .              | .              | .              | .              | .              | .              | .              | .              | .              | .              | .              | .              | .              |
| Cross River | .              | .              | .              | .              | .              | .              | .              | .              | .              | .              | .              | .              | .              |
| Delta       | 559,000        | 646,800        | 642,400        | 1,250,150      | 4,994,880      | 3,708,487      | 3,600,000      | 6,718,718      | 8,219,665      | 4,809,657      | 1,628,944      | 4,995,203      | 4,950,000      |
| Ebonyi      | .              | .              | .              | .              | .              | .              | .              | .              | .              | .              | .              | .              | .              |
| Edo         | .              | .              | .              | .              | .              | .              | .              | .              | .              | .              | .              | .              | .              |
| Ekiti       | .              | .              | .              | .              | .              | .              | .              | .              | .              | .              | .              | .              | .              |
| Enugu       | .              | .              | .              | .              | .              | .              | .              | .              | .              | .              | .              | .              | .              |
| Gombe       | .              | .              | .              | .              | .              | .              | .              | .              | .              | .              | .              | .              | .              |
| Imo         | .              | .              | .              | .              | .              | .              | .              | .              | .              | .              | .              | .              | .              |
| Jigawa      | .              | .              | .              | .              | .              | .              | .              | .              | .              | .              | .              | .              | .              |
| Kaduna      | .              | .              | .              | .              | .              | .              | .              | .              | .              | .              | .              | .              | .              |
| Kano        | .              | .              | .              | .              | .              | .              | .              | .              | .              | .              | .              | .              | .              |
| Katsina     | .              | .              | .              | .              | .              | .              | .              | .              | .              | .              | .              | .              | .              |
| Kebbi       | .              | .              | .              | .              | .              | .              | .              | .              | .              | .              | .              | .              | .              |
| Kogi        | .              | .              | .              | .              | .              | .              | .              | .              | .              | .              | .              | .              | .              |
| Kwara       | 21,313,851     | 7,564,000      | 4,150,000      | 5,200,000      | 5,050,000      | 6,597,982      | 44,660,900     | 20,855,675     | .              | .              | .              | .              | .              |
| Lagos       | .              | .              | .              | .              | .              | .              | .              | .              | .              | .              | .              | .              | .              |
| Nasarawa    | .              | .              | .              | .              | .              | .              | .              | .              | .              | .              | .              | .              | .              |
| Niger       | .              | .              | .              | .              | .              | .              | .              | .              | .              | .              | .              | .              | .              |
| Ogun        | .              | .              | .              | .              | .              | .              | .              | .              | .              | .              | .              | .              | .              |
| Ondo        | .              | .              | .              | .              | .              | .              | .              | .              | .              | .              | .              | .              | .              |
| Osun        | .              | .              | .              | .              | .              | .              | .              | .              | .              | .              | .              | .              | .              |
| Oyo         | .              | .              | .              | .              | .              | .              | .              | .              | .              | .              | .              | .              | .              |
| Plateau     | .              | .              | .              | .              | .              | .              | .              | .              | .              | .              | .              | .              | .              |
| Rivers      | .              | .              | .              | .              | .              | .              | .              | .              | .              | .              | .              | .              | .              |
| Sokoto      | .              | .              | .              | .              | .              | .              | .              | .              | .              | .              | .              | .              | .              |
| Taraba      | .              | .              | .              | .              | .              | .              | .              | .              | .              | .              | .              | .              | .              |
| Yobe        | .              | .              | .              | .              | .              | .              | .              | .              | .              | .              | .              | .              | .              |
| Zamfara     | .              | .              | .              | .              | .              | .              | .              | .              | .              | .              | .              | .              | .              |
| FCT.        | .              | .              | .              | .              | .              | .              | .              | .              | .              | .              | .              | .              | .              |

**TABLE 4.2.2**

**WATER RESOURCES STATISTICS  
Amount Spent on Projects by Type**

| STATE       | Project Number 1 | Project Number 2 | Project Number 3 | Project Number 4 | Project Number 5 | Project Number 6 | Project Number 7 | Project Number 8 | Project Number 9 | Project Number 10 |
|-------------|------------------|------------------|------------------|------------------|------------------|------------------|------------------|------------------|------------------|-------------------|
| Abia        | 107,125,000      | 13,198,670       | 17,638,276       | 12,000,000       | 10,100,000       | 2,000,000        | .                | .                | .                | .                 |
| Adamawa     | 5,940,620        | 97,875,000       | 2,995,500        | 3,503,900        | .                | .                | .                | .                | .                | .                 |
| Akwa-Ibom   | .                | .                | .                | .                | .                | .                | .                | .                | .                | .                 |
| Anambra     | 1,500,000        | 1,200,000        | .                | .                | .                | .                | .                | .                | .                | .                 |
| Bauchi      | 382,798,849      | 60,100,000,000   | 12,580,500       | 59,081,225       | .                | .                | .                | .                | .                | .                 |
| Bayesa      | .                | 30,811,000       | 17,493,123       | 16,011,000       | 10,970,000       | 23,300,000       | 6,500,000        | 12,000,000       | 17,088,500       | 8,000,000         |
| Benue       | 431,000,000      | 3,640,000        | 24,800,000       | 13,800,000       | 14,880,000       | 3,105,000        | 254,000,000      | 82,000,000       | 152,484,000      | 20,890,000        |
| Borno       | .                | .                | .                | .                | .                | .                | .                | .                | .                | .                 |
| Cross River | .                | .                | .                | .                | .                | .                | .                | .                | .                | .                 |
| Delta       | 4,312,980        | .                | 4,985,858        | 2,156,490        | 2,156,490        | 4,452,776        | .                | .                | 9,489,396        | 12,849,816        |
| Ebonyi      | .                | .                | .                | .                | .                | .                | .                | .                | .                | .                 |
| Edo         | .                | .                | .                | .                | .                | .                | .                | .                | .                | .                 |
| Ekiti       | 340,000          | 962,000          | 1,000,000        | 60,000,000       | 147,000,000      | 2,700,000        | 10,000,000       | 194,000,000      | 1,200,000        | 17,212,492        |
| Enugu       | .                | .                | .                | .                | .                | .                | .                | .                | .                | .                 |
| Gombe       | 90,000,000       | .                | .                | .                | .                | .                | .                | .                | .                | .                 |
| Imo         | .                | .                | .                | .                | .                | .                | .                | .                | .                | .                 |
| Jigawa      | .                | .                | .                | 310,000,000      | .                | .                | .                | .                | .                | .                 |
| Kaduna      | 2,684,194        | 6,564,158        | 2,682,853        | 9,598,785        | 26,551,305       | 10,097,091       | 15,588,547       | 8,993,050        | 6,439,702        | 7,095,375         |
| Kano        | 300,000,000      | 3,857,173,994    | 36,379,750       | 42,936,941       | 79,116,400       | 36,551,600       | 34,479,500       | 6,321,175        | 32,340,400       | 9,782,036         |
| Katsina     | 5,000,000        | 15,000,000       | 13,223,600       | 36,195,690       | 63,007,950       | 36,933,950       | .                | .                | .                | .                 |
| Kebbi       | 8,656,300        | 11,000,000       | .                | 22,000,000       | 105,034,467      | 15,700,000       | 7,386,875        | .                | .                | .                 |
| Kogi        | .                | .                | .                | .                | .                | .                | .                | .                | .                | .                 |
| Kwara       | 633,410,162      | 1,438,196        | 7,855,988        | 4,686,065        | 3,984,022        | 65,049,098       | 1,211,813        | 14,004,707       | 1,219,686        | 1,219,686         |
| Lagos       | .                | .                | .                | .                | .                | .                | .                | .                | .                | .                 |
| Nasarawa    | .                | .                | .                | .                | .                | .                | .                | .                | .                | .                 |
| Niger       | 3,200,000        | 205,000,000      | .                | .                | .                | .                | .                | .                | .                | .                 |
| Ogun        | .                | .                | .                | .                | .                | .                | .                | .                | .                | .                 |
| Ondo        | .                | .                | .                | .                | .                | .                | .                | .                | .                | .                 |
| Osun        | .                | .                | .                | .                | .                | .                | .                | .                | .                | .                 |
| Oyo         | .                | .                | .                | .                | .                | .                | .                | .                | .                | .                 |
| Plateau     | 3,171,050        | 7,440,000        | .                | .                | .                | .                | .                | .                | .                | .                 |
| Rivers      | .                | .                | .                | .                | .                | .                | .                | .                | .                | .                 |
| Sokoto      | .                | .                | .                | .                | .                | .                | .                | .                | .                | .                 |
| Taraba      | 450,000          | 20,000           | 200,000          | .                | .                | .                | .                | .                | .                | .                 |
| Yobe        | 15,000,000       | .                | 450,000          | 700,000          | 4,865,512        | .                | 5,000,000        | .                | .                | .                 |
| Zamfara     | .                | .                | .                | 921,000          | 939,600          | .                | 773,000          | .                | .                | .                 |
| FCT         | .                | .                | .                | .                | .                | .                | .                | .                | .                | .                 |



**TABLE 4.2.2(Contd)**

**WATER RESOURCES STATISTICS  
Amount Spent on Projects by Type**

| STATE       | Project Number | Project Number | Project Number | Project Number | Project Number | Project Number | Project Number | Project Number | Project Number | Project Number |
|-------------|----------------|----------------|----------------|----------------|----------------|----------------|----------------|----------------|----------------|----------------|
|             | 11             | 12             | 13             | 14             | 15             | 16             | 17             | 18             | 19             | 20             |
| Abia        | .              | .              | .              | .              | .              | .              | .              | .              | .              | .              |
| Adamawa     | .              | .              | .              | .              | .              | .              | .              | .              | .              | .              |
| Akwa-Ibom   | .              | .              | .              | .              | .              | .              | .              | .              | .              | .              |
| Anambra     | .              | .              | .              | .              | .              | .              | .              | .              | .              | .              |
| Bauchi      | .              | .              | .              | .              | .              | .              | .              | .              | .              | .              |
| Bayesa      | 27,300,000     | 25,221,100     | 8,000,000      | 2,000,000      | 3,600,000      | .              | .              | 3,500,000      | 4,000,000      | 8,000,000      |
| Benue       | 12,800,000     | 52,000,000     | 135,950,000    | 10,500,000     | 35,000,000     | 3,581,000      | .              | .              | .              | .              |
| Borno       | .              | .              | .              | .              | .              | .              | .              | .              | .              | .              |
| Cross River | .              | .              | .              | .              | .              | .              | .              | .              | .              | .              |
| Delta       | .              | 10,734,728     | 18,718,172     | .              | 9,472,961      | .              | .              | 4,677,114      | .              | 4,638,007      |
| Ebonyi      | .              | .              | .              | .              | .              | .              | .              | .              | .              | .              |
| Edo         | .              | .              | .              | .              | .              | .              | .              | .              | .              | .              |
| Ekiti       | .              | .              | .              | .              | .              | .              | .              | .              | .              | .              |
| Enugu       | .              | .              | .              | .              | .              | .              | .              | .              | .              | .              |
| Gombe       | .              | .              | .              | .              | .              | .              | .              | .              | .              | .              |
| Imo         | .              | .              | .              | .              | .              | .              | .              | .              | .              | .              |
| Jigawa      | .              | .              | .              | .              | .              | .              | .              | .              | .              | .              |
| Kaduna      | 6,710,456      | 9,500,000      | 4,950,000      | 10,289,500     | .              | .              | .              | 2,682,853      | .              | .              |
| Kano        | 10,000,000     | 6,400,000      | .              | .              | .              | .              | .              | .              | .              | .              |
| Katsina     | .              | .              | .              | .              | .              | .              | .              | .              | .              | .              |
| Kebbi       | 6,800,000      | 112,105,572    | .              | .              | .              | .              | .              | .              | .              | .              |
| Kogi        | .              | .              | .              | .              | .              | .              | .              | .              | .              | .              |
| Kwara       | 3,487,093      | 495,200        | 888,989        | 2,915,807      | 1,432,125      | 2,866,131      | 1,243,899      | 1,130,933      | 1,066,774      | 10,958,781     |
| Lagos       | .              | .              | .              | .              | .              | .              | .              | .              | .              | .              |
| Nasarawa    | .              | .              | .              | .              | .              | .              | .              | .              | .              | .              |
| Niger       | .              | .              | .              | .              | .              | .              | .              | .              | .              | .              |
| Ogun        | .              | .              | .              | .              | .              | .              | .              | .              | .              | .              |
| Ondo        | .              | .              | .              | .              | .              | .              | .              | .              | .              | .              |
| Osun        | .              | .              | .              | .              | .              | .              | .              | .              | .              | .              |
| Oyo         | .              | .              | .              | .              | .              | .              | .              | .              | .              | .              |
| Plateau     | .              | .              | .              | .              | .              | .              | .              | .              | .              | .              |
| Rivers      | .              | .              | .              | .              | .              | .              | .              | .              | .              | .              |
| Sokoto      | .              | .              | .              | .              | .              | .              | .              | .              | .              | .              |
| Taraba      | .              | .              | .              | .              | .              | .              | .              | .              | .              | .              |
| Yobe        | 3,000,000      | 3,000,000      | 1,320,000      | .              | 357,143        | .              | 1,300,000      | .              | .              | 700,000        |
| Zamfara     | .              | .              | .              | .              | .              | .              | .              | .              | .              | .              |
| FCT         | .              | .              | .              | .              | .              | .              | .              | .              | .              | .              |

TABLE 4.2.2(Contd)

**WATER RESOURCES STATISTICS**  
**Amount Spent on Projects by Type**

| STATE       | Project Number | Project Number | Project Number | Project Number | Project Number | Project Number | Project Number | Project Number | Project Number | Project Number |
|-------------|----------------|----------------|----------------|----------------|----------------|----------------|----------------|----------------|----------------|----------------|
|             | 21             | 22             | 23             | 24             | 25             | 26             | 27             | 28             | 29             | 30             |
| Abia        | .              | .              | .              | .              | .              | .              | .              | .              | .              | .              |
| Adamawa     | .              | .              | .              | .              | .              | .              | .              | .              | .              | .              |
| Akwa-Ibom   | .              | .              | .              | .              | .              | .              | .              | .              | .              | .              |
| Anambra     | .              | .              | .              | .              | .              | .              | .              | .              | .              | .              |
| Bauchi      | .              | .              | .              | .              | .              | .              | .              | .              | .              | .              |
| Bayesa      | .              | 13,300,000     | 70,180,000     | 16,000,000     | .              | .              | 7,000,000      | .              | 7,300,000      | 775,622,000    |
| Benue       | .              | .              | .              | .              | .              | .              | .              | .              | .              | .              |
| Borno       | .              | .              | .              | .              | .              | .              | .              | .              | .              | .              |
| Cross River | .              | .              | .              | .              | .              | .              | .              | .              | .              | .              |
| Delta       | .              | 2,530,016      | .              | .              | 1,890,000      | 386,400        | 714,000        | .              | .              | 1,829,059      |
| Ebonyi      | .              | .              | .              | .              | .              | .              | .              | .              | .              | .              |
| Edo         | .              | .              | .              | .              | .              | .              | .              | .              | .              | .              |
| Ekiti       | .              | .              | .              | .              | .              | .              | .              | .              | .              | .              |
| Enugu       | .              | .              | .              | .              | .              | .              | .              | .              | .              | .              |
| Gombe       | .              | .              | .              | .              | .              | .              | .              | .              | .              | .              |
| Imo         | .              | .              | .              | .              | .              | .              | .              | .              | .              | .              |
| Jigawa      | .              | .              | .              | .              | .              | .              | .              | .              | .              | .              |
| Kaduna      | .              | .              | .              | .              | .              | .              | .              | .              | .              | .              |
| Kano        | .              | .              | .              | .              | .              | .              | .              | .              | .              | .              |
| Katsina     | .              | .              | .              | .              | .              | .              | .              | .              | .              | .              |
| Kebbi       | .              | .              | .              | .              | .              | .              | .              | .              | .              | .              |
| Kogi        | .              | .              | .              | .              | .              | .              | .              | .              | .              | .              |
| Kwara       | 7,394,586      | 3,026,834      | 13,626,665     | 2,715,309      | 3,075,364      | 7,164,782      | 3,513,480      | 2,561,894      | 1,816,572      | 1,083,400      |
| Lagos       | .              | .              | .              | .              | .              | .              | .              | .              | .              | .              |
| Nasarawa    | .              | .              | .              | .              | .              | .              | .              | .              | .              | .              |
| Niger       | .              | .              | .              | .              | .              | .              | .              | .              | .              | .              |
| Ogun        | .              | .              | .              | .              | .              | .              | .              | .              | .              | .              |
| Ondo        | .              | .              | .              | .              | .              | .              | .              | .              | .              | .              |
| Osun        | .              | .              | .              | .              | .              | .              | .              | .              | .              | .              |
| Oyo         | .              | .              | .              | .              | .              | .              | .              | .              | .              | .              |
| Plateau     | .              | .              | .              | .              | .              | .              | .              | .              | .              | .              |
| Rivers      | .              | .              | .              | .              | .              | .              | .              | .              | .              | .              |
| Sokoto      | .              | .              | .              | .              | .              | .              | .              | .              | .              | .              |
| Taraba      | .              | .              | .              | .              | .              | .              | .              | .              | .              | .              |
| Yobe        | .              | .              | .              | .              | .              | .              | .              | .              | 540,000        | 11,750         |
| Zamfara     | .              | .              | .              | .              | .              | .              | .              | .              | .              | .              |
| FCT         | .              | .              | .              | .              | .              | .              | .              | .              | .              | .              |

TABLE 4.2.2(Contd)

WATER RESOURCES STATISTICS  
Amount Spent on Projects by Type

| STATE       | Project Number | Project Number | Project Number | Project Number | Project Number | Project Number | Project Number | Project Number | Project Number | Project Number |
|-------------|----------------|----------------|----------------|----------------|----------------|----------------|----------------|----------------|----------------|----------------|
|             | 31             | 32             | 33             | 34             | 35             | 36             | 37             | 38             | 39             | 40             |
| Abia        | .              | .              | .              | .              | .              | .              | .              | .              | .              | .              |
| Adamawa     | .              | .              | .              | .              | .              | .              | .              | .              | .              | .              |
| Akwa-Ibom   | .              | .              | .              | .              | .              | .              | .              | .              | .              | .              |
| Anambra     | .              | .              | .              | .              | .              | .              | .              | .              | .              | .              |
| Bauchi      | .              | .              | .              | .              | .              | .              | .              | .              | .              | .              |
| Bayesa      | 8,000,000      | 12,950,000     | .              | .              | 17,400,000     | .              | .              | .              | .              | .              |
| Benue       | .              | .              | .              | .              | .              | .              | .              | .              | .              | .              |
| Borno       | .              | .              | .              | .              | .              | .              | .              | .              | .              | .              |
| Cross River | .              | .              | .              | .              | .              | .              | .              | .              | .              | .              |
| Delta       | .              | 3,478,786      | 0              | 2,465,925      | 2,465,925      | .              | .              | .              | .              | .              |
| Ebonyi      | .              | .              | .              | .              | .              | .              | .              | .              | .              | .              |
| Edo         | .              | .              | .              | .              | .              | .              | .              | .              | .              | .              |
| Ekiti       | .              | .              | .              | .              | .              | .              | .              | .              | .              | .              |
| Enugu       | .              | .              | .              | .              | .              | .              | .              | .              | .              | .              |
| Gombe       | .              | .              | .              | .              | .              | .              | .              | .              | .              | .              |
| Imo         | .              | .              | .              | .              | .              | .              | .              | .              | .              | .              |
| Jigawa      | .              | .              | .              | .              | .              | .              | .              | .              | .              | .              |
| Kaduna      | .              | .              | .              | .              | .              | .              | .              | .              | .              | .              |
| Kano        | .              | .              | .              | .              | .              | .              | .              | .              | .              | .              |
| Katsina     | .              | .              | .              | .              | .              | .              | .              | .              | .              | .              |
| Kebbi       | .              | .              | .              | .              | .              | .              | .              | .              | .              | .              |
| Kogi        | .              | .              | .              | .              | .              | .              | .              | .              | .              | .              |
| Kwara       | 1,424,646      | 2,089,630      | 2,000,000      | 1,080,150      | 16,792,049     | 9,799,077      | 4,078,498      | 14,707,468     | 2,269,200      | 1,245,100      |
| Lagos       | .              | .              | .              | .              | .              | .              | .              | .              | .              | .              |
| Nasarawa    | .              | .              | .              | .              | .              | .              | .              | .              | .              | .              |
| Niger       | .              | .              | .              | .              | .              | .              | .              | .              | .              | .              |
| Ogun        | .              | .              | .              | .              | .              | .              | .              | .              | .              | .              |
| Ondo        | .              | .              | .              | .              | .              | .              | .              | .              | .              | .              |
| Osun        | .              | .              | .              | .              | .              | .              | .              | .              | .              | .              |
| Oyo         | .              | .              | .              | .              | .              | .              | .              | .              | .              | .              |
| Plateau     | .              | .              | .              | .              | .              | .              | .              | .              | .              | .              |
| Rivers      | .              | .              | .              | .              | .              | .              | .              | .              | .              | .              |
| Sokoto      | .              | .              | .              | .              | .              | .              | .              | .              | .              | .              |
| Taraba      | .              | .              | .              | .              | .              | .              | .              | .              | .              | .              |
| Yobe        | 11,750         | .              | .              | .              | .              | .              | .              | .              | .              | .              |
| Zamfara     | .              | .              | .              | .              | .              | .              | .              | .              | .              | .              |
| FCT         | .              | .              | .              | .              | .              | .              | .              | .              | .              | .              |

TABLE 4.2.2(Contd)

**WATER RESOURCES STATISTICS**  
**Amount Spent on Projects by Type**

| STATE       | Project Number | Project Number | Project Number | Project Number | Project Number | Project Number | Project Number | Project Number | Project Number | Project Number |
|-------------|----------------|----------------|----------------|----------------|----------------|----------------|----------------|----------------|----------------|----------------|
|             | 41             | 42             | 43             | 44             | 45             | 46             | 47             | 48             | 49             | 50             |
| Abia        | .              | .              | .              | .              | .              | .              | .              | .              | .              | .              |
| Adamawa     | .              | .              | .              | .              | .              | .              | .              | .              | .              | .              |
| Akwa-Ibom   | .              | .              | .              | .              | .              | .              | .              | .              | .              | .              |
| Anambra     | .              | .              | .              | .              | .              | .              | .              | .              | .              | .              |
| Bauchi      | .              | .              | .              | .              | .              | .              | .              | .              | .              | .              |
| Bayesa      | .              | .              | .              | .              | .              | .              | .              | .              | .              | .              |
| Benue       | .              | .              | .              | .              | .              | .              | .              | .              | .              | .              |
| Borno       | .              | .              | .              | .              | .              | .              | .              | .              | .              | .              |
| Cross River | .              | .              | .              | .              | .              | .              | .              | .              | .              | .              |
| Delta       | .              | .              | 3,523,063      | .              | .              | .              | .              | 1,628,944      | .              | .              |
| Ebonyi      | .              | .              | .              | .              | .              | .              | .              | .              | .              | .              |
| Edo         | .              | .              | .              | .              | .              | .              | .              | .              | .              | .              |
| Ekiti       | .              | .              | .              | .              | .              | .              | .              | .              | .              | .              |
| Enugu       | .              | .              | .              | .              | .              | .              | .              | .              | .              | .              |
| Gombe       | .              | .              | .              | .              | .              | .              | .              | .              | .              | .              |
| Imo         | .              | .              | .              | .              | .              | .              | .              | .              | .              | .              |
| Jigawa      | .              | .              | .              | .              | .              | .              | .              | .              | .              | .              |
| Kaduna      | .              | .              | .              | .              | .              | .              | .              | .              | .              | .              |
| Kano        | .              | .              | .              | .              | .              | .              | .              | .              | .              | .              |
| Katsina     | .              | .              | .              | .              | .              | .              | .              | .              | .              | .              |
| Kebbi       | .              | .              | .              | .              | .              | .              | .              | .              | .              | .              |
| Kogi        | .              | .              | .              | .              | .              | .              | .              | .              | .              | .              |
| Kwara       | 1,560,000      | 1,515,000      | 1,979,394      | 13,390,270     | 6,256,703      | .              | .              | .              | .              | .              |
| Lagos       | .              | .              | .              | .              | .              | .              | .              | .              | .              | .              |
| Nasarawa    | .              | .              | .              | .              | .              | .              | .              | .              | .              | .              |
| Niger       | .              | .              | .              | .              | .              | .              | .              | .              | .              | .              |
| Ogun        | .              | .              | .              | .              | .              | .              | .              | .              | .              | .              |
| Ondo        | .              | .              | .              | .              | .              | .              | .              | .              | .              | .              |
| Osun        | .              | .              | .              | .              | .              | .              | .              | .              | .              | .              |
| Oyo         | .              | .              | .              | .              | .              | .              | .              | .              | .              | .              |
| Plateau     | .              | .              | .              | .              | .              | .              | .              | .              | .              | .              |
| Rivers      | .              | .              | .              | .              | .              | .              | .              | .              | .              | .              |
| Sokoto      | .              | .              | .              | .              | .              | .              | .              | .              | .              | .              |
| Taraba      | .              | .              | .              | .              | .              | .              | .              | .              | .              | .              |
| Yobe        | .              | .              | .              | .              | .              | .              | .              | .              | .              | .              |
| Zamfara     | .              | .              | .              | .              | .              | .              | .              | .              | .              | .              |
| FCT         | .              | .              | .              | .              | .              | .              | .              | .              | .              | .              |

**TABLE 4.2.3**

**WATER RESOURCES STATISTICS  
Percentage of Completion by Project Type**

| <b>STATE</b> | <b>Project Number</b> | <b>Project Number</b> | <b>Project Number</b> | <b>Project Number</b> | <b>Project Number</b> | <b>Project Number</b> | <b>Project Number</b> | <b>Project Number</b> | <b>Project Number</b> | <b>Project Number</b> | <b>Project Number</b> | <b>Project Number</b> |
|--------------|-----------------------|-----------------------|-----------------------|-----------------------|-----------------------|-----------------------|-----------------------|-----------------------|-----------------------|-----------------------|-----------------------|-----------------------|
|              | <b>1</b>              | <b>2</b>              | <b>3</b>              | <b>4</b>              | <b>5</b>              | <b>6</b>              | <b>7</b>              | <b>8</b>              | <b>9</b>              | <b>10</b>             | <b>11</b>             | <b>12</b>             |
| Abia         | 100.0                 | 85.0                  | 5.0                   | 100.0                 | 30.0                  | .                     | .                     | .                     | .                     | .                     | .                     | .                     |
| Adamawa      | 100.0                 | 100.0                 | 100.0                 | 100.0                 | .                     | .                     | .                     | .                     | .                     | .                     | .                     | .                     |
| Akwa-Ibom    | .                     | .                     | .                     | .                     | .                     | .                     | .                     | .                     | .                     | .                     | .                     | .                     |
| Anambra      | 100.0                 | 100.0                 | .                     | .                     | .                     | .                     | .                     | .                     | .                     | .                     | .                     | .                     |
| Bauchi       | 30.0                  | .                     | 75.0                  | 100.0                 | .                     | .                     | .                     | .                     | .                     | .                     | .                     | .                     |
| Bayesa       | .                     | 70.0                  | 35.0                  | 35.0                  | 30.0                  | 40.0                  | 30.0                  | 65.0                  | 30.0                  | 30.0                  | 70.0                  | 30.0                  |
| Benue        | 10.0                  | 100.0                 | 100.0                 | 100.0                 | 100.0                 | 100.0                 | 60.0                  | 60.0                  | 65.0                  | 95.0                  | 85.0                  | 16.0                  |
| Borno        | .                     | .                     | .                     | .                     | .                     | .                     | .                     | .                     | .                     | .                     | .                     | .                     |
| Cross River  | 95.0                  | 100.0                 | 90.0                  | .                     | .                     | 100.0                 | 100.0                 | .                     | .                     | .                     | .                     | .                     |
| Delta        | 100.0                 | .                     | 100.0                 | 100.0                 | 100.0                 | .                     | 100.0                 | 100.0                 | 100.0                 | 100.0                 | .                     | 100.0                 |
| Ebonyi       | 100.0                 | .                     | .                     | .                     | .                     | .                     | .                     | .                     | .                     | .                     | .                     | .                     |
| Edo          | .                     | .                     | .                     | .                     | .                     | .                     | .                     | .                     | .                     | .                     | .                     | .                     |
| Ekiti        | 100.0                 | 100.0                 | 100.0                 | 100.0                 | 100.0                 | 100.0                 | 100.0                 | 100.0                 | 100.0                 | 100.0                 | .                     | .                     |
| Enugu        | .                     | .                     | .                     | .                     | .                     | .                     | .                     | .                     | .                     | .                     | .                     | .                     |
| Gombe        | 85.0                  | 0.1                   | .                     | .                     | .                     | .                     | .                     | .                     | .                     | .                     | .                     | .                     |
| Imo          | .                     | .                     | .                     | .                     | .                     | .                     | .                     | .                     | .                     | .                     | .                     | .                     |
| Jigawa       | 20.0                  | 20.0                  | 80.0                  | 5.0                   | .                     | .                     | .                     | .                     | .                     | .                     | .                     | .                     |
| Kaduna       | 100.0                 | 100.0                 | 100.0                 | 100.0                 | 100.0                 | 95.0                  | 100.0                 | 100.0                 | 100.0                 | 90.0                  | 100.0                 | 100.0                 |
| Kano         | 100.0                 | .                     | 100.0                 | 100.0                 | 100.0                 | 100.0                 | 100.0                 | 100.0                 | 100.0                 | 100.0                 | 100.0                 | .                     |
| Katsina      | .                     | 100.0                 | 100.0                 | 100.0                 | .                     | 100.0                 | .                     | .                     | .                     | .                     | .                     | .                     |
| Kebbi        | 95.0                  | 85.0                  | .                     | 75.0                  | 85.0                  | 85.0                  | 95.0                  | 60.0                  | 95.0                  | 95.0                  | 90.0                  | 95.0                  |
| Kogi         | .                     | .                     | .                     | .                     | .                     | .                     | .                     | .                     | .                     | .                     | .                     | .                     |
| Kwara        | .                     | 100.0                 | .                     | .                     | .                     | .                     | 100.0                 | 100.0                 | 100.0                 | 100.0                 | 100.0                 | 100.0                 |
| Lagos        | .                     | .                     | .                     | .                     | .                     | .                     | .                     | .                     | .                     | .                     | .                     | .                     |
| Nasarawa     | .                     | .                     | .                     | .                     | .                     | .                     | .                     | .                     | .                     | .                     | .                     | .                     |
| Niger        | 75.0                  | 87.8                  | .                     | .                     | .                     | .                     | .                     | .                     | .                     | .                     | .                     | .                     |
| Ogun         | .                     | .                     | .                     | .                     | .                     | .                     | .                     | .                     | .                     | .                     | .                     | .                     |
| Ondo         | .                     | .                     | .                     | .                     | .                     | .                     | .                     | .                     | .                     | .                     | .                     | .                     |
| Osun         | .                     | .                     | .                     | .                     | .                     | .                     | .                     | .                     | .                     | .                     | .                     | .                     |
| Oyo          | .                     | .                     | .                     | .                     | .                     | .                     | .                     | .                     | .                     | .                     | .                     | .                     |
| Plateau      | 100.0                 | 100.0                 | .                     | .                     | .                     | .                     | .                     | .                     | .                     | .                     | .                     | .                     |
| Rivers       | 100.0                 | 100.0                 | 100.0                 | 85.0                  | 75.0                  | 100.0                 | 100.0                 | 100.0                 | .                     | .                     | .                     | .                     |
| Sokoto       | .                     | .                     | .                     | .                     | .                     | .                     | .                     | .                     | .                     | .                     | .                     | .                     |
| Taraba       | 100.0                 | 100.0                 | 50.0                  | .                     | .                     | .                     | .                     | .                     | .                     | .                     | .                     | .                     |
| Yobe         | .                     | .                     | .                     | .                     | .                     | .                     | .                     | .                     | .                     | .                     | .                     | .                     |
| Zamfara      | 100.0                 | .                     | 20.0                  | 100.0                 | 80.0                  | 40.0                  | 100.0                 | .                     | .                     | .                     | .                     | .                     |
| FCT          | .                     | .                     | .                     | .                     | .                     | .                     | .                     | .                     | .                     | .                     | .                     | .                     |

TABLE 4.2.3 (Contd)

**WATER RESOURCES STATISTICS**  
Percentage of Completion by Project Type

| STATE       | Project Number | Project Number | Project Number | Project Number | Project Number | Project Number | Project Number | Project Number | Project Number | Project Number | Project Number | Project Number |
|-------------|----------------|----------------|----------------|----------------|----------------|----------------|----------------|----------------|----------------|----------------|----------------|----------------|
|             | 13             | 14             | 15             | 16             | 17             | 18             | 19             | 20             | 21             | 22             | 23             | 24             |
| Abia        | .              | .              | .              | .              | .              | .              | .              | .              | .              | .              | .              | .              |
| Adamawa     | .              | .              | .              | .              | .              | .              | .              | .              | .              | .              | .              | .              |
| Akwa-Ibom   | .              | .              | .              | .              | .              | .              | .              | .              | .              | .              | .              | .              |
| Anambra     | .              | .              | .              | .              | .              | .              | .              | .              | .              | .              | .              | .              |
| Bauchi      | .              | .              | .              | .              | .              | .              | .              | .              | .              | .              | .              | .              |
| Bayesa      | 30.0           | 40.0           | 30.0           | 20.0           | 40.0           | 25.0           | 30.0           | 60.0           | 20.0           | 50.0           | 80.0           | 30.0           |
| Benue       | 75.0           | 18.0           | 18.0           | 65.0           | .              | .              | .              | .              | .              | .              | .              | .              |
| Borno       | .              | .              | .              | .              | .              | .              | .              | .              | .              | .              | .              | .              |
| Cross River | .              | .              | .              | .              | .              | .              | .              | .              | .              | .              | .              | .              |
| Delta       | 100.0          | .              | 100.0          | 100.0          | 100.0          | 100.0          | 100.0          | 100.0          | 100.0          | 100.0          | .              | 100.0          |
| Ebonyi      | .              | .              | .              | .              | .              | .              | .              | .              | .              | .              | .              | .              |
| Edo         | .              | .              | .              | .              | .              | .              | .              | .              | .              | .              | .              | .              |
| Ekiti       | .              | .              | .              | .              | .              | .              | .              | .              | .              | .              | .              | .              |
| Enugu       | .              | .              | .              | .              | .              | .              | .              | .              | .              | .              | .              | .              |
| Gombe       | .              | .              | .              | .              | .              | .              | .              | .              | .              | .              | .              | .              |
| Imo         | .              | .              | .              | .              | .              | .              | .              | .              | .              | .              | .              | .              |
| Jigawa      | .              | .              | .              | .              | .              | .              | .              | .              | .              | .              | .              | .              |
| Kaduna      | 100.0          | 100.0          | 50.0           | 20.0           | 50.0           | 100.0          | 50.0           | 100.0          | 60.0           | .              | .              | .              |
| Kano        | .              | .              | .              | .              | .              | .              | .              | .              | .              | .              | .              | .              |
| Katsina     | .              | .              | .              | .              | .              | .              | .              | .              | .              | .              | .              | .              |
| Kebbi       | .              | .              | .              | .              | .              | .              | .              | .              | .              | .              | .              | .              |
| Kogi        | .              | .              | .              | .              | .              | .              | .              | .              | .              | .              | .              | .              |
| Kwara       | 100.0          | .              | 100.0          | 100.0          | 100.0          | 100.0          | 100.0          | 100.0          | 100.0          | 100.0          | 100.0          | 100.0          |
| Lagos       | .              | .              | .              | .              | .              | .              | .              | .              | .              | .              | .              | .              |
| Nasarawa    | .              | .              | .              | .              | .              | .              | .              | .              | .              | .              | .              | .              |
| Niger       | .              | .              | .              | .              | .              | .              | .              | .              | .              | .              | .              | .              |
| Ogun        | .              | .              | .              | .              | .              | .              | .              | .              | .              | .              | .              | .              |
| Ondo        | .              | .              | .              | .              | .              | .              | .              | .              | .              | .              | .              | .              |
| Osun        | .              | .              | .              | .              | .              | .              | .              | .              | .              | .              | .              | .              |
| Oyo         | .              | .              | .              | .              | .              | .              | .              | .              | .              | .              | .              | .              |
| Plateau     | .              | .              | .              | .              | .              | .              | .              | .              | .              | .              | .              | .              |
| Rivers      | .              | .              | .              | .              | .              | .              | .              | .              | .              | .              | .              | .              |
| Sokoto      | .              | .              | .              | .              | .              | .              | .              | .              | .              | .              | .              | .              |
| Taraba      | .              | .              | .              | .              | .              | .              | .              | .              | .              | .              | .              | .              |
| Yobe        | .              | .              | .              | .              | .              | .              | .              | .              | .              | .              | .              | .              |
| Zamfara     | .              | .              | .              | .              | .              | .              | .              | .              | .              | .              | .              | .              |
| FCT         | .              | .              | .              | .              | .              | .              | .              | .              | .              | .              | .              | .              |

TABLE 4.2.3 (Contd)

**WATER RESOURCES STATISTICS**  
Percentage of Completion by Project Type

| STATE       | Project Number | Project Number | Project Number | Project Number | Project Number | Project Number | Project Number | Project Number | Project Number | Project Number | Project Number | Project Number | Project Number | Project Number |
|-------------|----------------|----------------|----------------|----------------|----------------|----------------|----------------|----------------|----------------|----------------|----------------|----------------|----------------|----------------|
|             | 25             | 26             | 27             | 28             | 29             | 30             | 31             | 32             | 33             | 34             | 35             | 36             | 37             | 38             |
| Abia        | .              | .              | .              | .              | .              | .              | .              | .              | .              | .              | .              | .              | .              | .              |
| Adamawa     | .              | .              | .              | .              | .              | .              | .              | .              | .              | .              | .              | .              | .              | .              |
| Akwa-Ibom   | .              | .              | .              | .              | .              | .              | .              | .              | .              | .              | .              | .              | .              | .              |
| Anambra     | .              | .              | .              | .              | .              | .              | .              | .              | .              | .              | .              | .              | .              | .              |
| Bauchi      | .              | .              | .              | .              | .              | .              | .              | .              | .              | .              | .              | .              | .              | .              |
| Bayesa      | 30.0           | 70.0           | 40.0           | .              | 60.0           | .              | 40.0           | 30.0           | .              | 40.0           | 30.0           | 100.0          | .              | .              |
| Benue       | .              | .              | .              | .              | .              | .              | .              | .              | .              | .              | .              | .              | .              | .              |
| Borno       | .              | .              | .              | .              | .              | .              | .              | .              | .              | .              | .              | .              | .              | .              |
| Cross River | .              | .              | .              | .              | .              | .              | .              | .              | .              | .              | .              | .              | .              | .              |
| Delta       | 100.0          | 100.0          | 100.0          | 100.0          | .              | 100.0          | 100.0          | 100.0          | 100.0          | 100.0          | 100.0          | 100.0          | 100.0          | 100.0          |
| Ebonyi      | .              | .              | .              | .              | .              | .              | .              | .              | .              | .              | .              | .              | .              | .              |
| Edo         | .              | .              | .              | .              | .              | .              | .              | .              | .              | .              | .              | .              | .              | .              |
| Ekiti       | .              | .              | .              | .              | .              | .              | .              | .              | .              | .              | .              | .              | .              | .              |
| Enugu       | .              | .              | .              | .              | .              | .              | .              | .              | .              | .              | .              | .              | .              | .              |
| Gombe       | .              | .              | .              | .              | .              | .              | .              | .              | .              | .              | .              | .              | .              | .              |
| Imo         | .              | .              | .              | .              | .              | .              | .              | .              | .              | .              | .              | .              | .              | .              |
| Jigawa      | .              | .              | .              | .              | .              | .              | .              | .              | .              | .              | .              | .              | .              | .              |
| Kaduna      | .              | .              | .              | .              | .              | .              | .              | .              | .              | .              | .              | .              | .              | .              |
| Kano        | .              | .              | .              | .              | .              | .              | .              | .              | .              | .              | .              | .              | .              | .              |
| Katsina     | .              | .              | .              | .              | .              | .              | .              | .              | .              | .              | .              | .              | .              | .              |
| Kebbi       | .              | .              | .              | .              | .              | .              | .              | .              | .              | .              | .              | .              | .              | .              |
| Kogi        | .              | .              | .              | .              | .              | .              | .              | .              | .              | .              | .              | .              | .              | .              |
| Kwara       | 100.0          | 100.0          | 100.0          | 100.0          | 100.0          | 100.0          | 100.0          | 100.0          | 100.0          | .              | .              | .              | .              | .              |
| Lagos       | .              | .              | .              | .              | .              | .              | .              | .              | .              | .              | .              | .              | .              | .              |
| Nasarawa    | .              | .              | .              | .              | .              | .              | .              | .              | .              | .              | .              | .              | .              | .              |
| Niger       | .              | .              | .              | .              | .              | .              | .              | .              | .              | .              | .              | .              | .              | .              |
| Ogun        | .              | .              | .              | .              | .              | .              | .              | .              | .              | .              | .              | .              | .              | .              |
| Ondo        | .              | .              | .              | .              | .              | .              | .              | .              | .              | .              | .              | .              | .              | .              |
| Osun        | .              | .              | .              | .              | .              | .              | .              | .              | .              | .              | .              | .              | .              | .              |
| Oyo         | .              | .              | .              | .              | .              | .              | .              | .              | .              | .              | .              | .              | .              | .              |
| Plateau     | .              | .              | .              | .              | .              | .              | .              | .              | .              | .              | .              | .              | .              | .              |
| Rivers      | .              | .              | .              | .              | .              | .              | .              | .              | .              | .              | .              | .              | .              | .              |
| Sokoto      | .              | .              | .              | .              | .              | .              | .              | .              | .              | .              | .              | .              | .              | .              |
| Taraba      | .              | .              | .              | .              | .              | .              | .              | .              | .              | .              | .              | .              | .              | .              |
| Yobe        | .              | .              | .              | .              | .              | .              | .              | .              | .              | .              | .              | .              | .              | .              |
| Zamfara     | .              | .              | .              | .              | .              | .              | .              | .              | .              | .              | .              | .              | .              | .              |
| FCT         | .              | .              | .              | .              | .              | .              | .              | .              | .              | .              | .              | .              | .              | .              |

**TABLE 4.2.3 (Contd)**

**WATER RESOURCES STATISTICS  
Percentage of Completion by Project Type**

| <b>STATE</b> | Project Number 39 | Project Number 40 | Project Number 41 | Project Number 42 | Project Number 43 | Project Number 44 | Project Number 45 | Project Number 46 | Project Number 47 | Project Number 48 | Project Number 49 | Project Number 50 |
|--------------|-------------------|-------------------|-------------------|-------------------|-------------------|-------------------|-------------------|-------------------|-------------------|-------------------|-------------------|-------------------|
| Abia         | .                 | .                 | .                 | .                 | .                 | .                 | .                 | .                 | .                 | .                 | .                 | .                 |
| Adamawa      | .                 | .                 | .                 | .                 | .                 | .                 | .                 | .                 | .                 | .                 | .                 | .                 |
| Akwa-Ibom    | .                 | .                 | .                 | .                 | .                 | .                 | .                 | .                 | .                 | .                 | .                 | .                 |
| Anambra      | .                 | .                 | .                 | .                 | .                 | .                 | .                 | .                 | .                 | .                 | .                 | .                 |
| Bauchi       | .                 | .                 | .                 | .                 | .                 | .                 | .                 | .                 | .                 | .                 | .                 | .                 |
| Bayesa       | .                 | .                 | .                 | .                 | .                 | .                 | .                 | .                 | .                 | .                 | .                 | .                 |
| Benue        | .                 | .                 | .                 | .                 | .                 | .                 | .                 | .                 | .                 | .                 | .                 | .                 |
| Borno        | .                 | .                 | .                 | .                 | .                 | .                 | .                 | .                 | .                 | .                 | .                 | .                 |
| Cross River  | .                 | .                 | .                 | .                 | .                 | .                 | .                 | .                 | .                 | .                 | .                 | .                 |
| Delta        | 100.0             | 100.0             | 100.0             | 100.0             | 100.0             | 100.0             | 25.0              | 40.0              | 100.0             | 100.0             | 100.0             | .                 |
| Ebonyi       | .                 | .                 | .                 | .                 | .                 | .                 | .                 | .                 | .                 | .                 | .                 | .                 |
| Edo          | .                 | .                 | .                 | .                 | .                 | .                 | .                 | .                 | .                 | .                 | .                 | .                 |
| Ekiti        | .                 | .                 | .                 | .                 | .                 | .                 | .                 | .                 | .                 | .                 | .                 | .                 |
| Enugu        | .                 | .                 | .                 | .                 | .                 | .                 | .                 | .                 | .                 | .                 | .                 | .                 |
| Gombe        | .                 | .                 | .                 | .                 | .                 | .                 | .                 | .                 | .                 | .                 | .                 | .                 |
| Imo          | .                 | .                 | .                 | .                 | .                 | .                 | .                 | .                 | .                 | .                 | .                 | .                 |
| Jigawa       | .                 | .                 | .                 | .                 | .                 | .                 | .                 | .                 | .                 | .                 | .                 | .                 |
| Kaduna       | .                 | .                 | .                 | .                 | .                 | .                 | .                 | .                 | .                 | .                 | .                 | .                 |
| Kano         | .                 | .                 | .                 | .                 | .                 | .                 | .                 | .                 | .                 | .                 | .                 | .                 |
| Katsina      | .                 | .                 | .                 | .                 | .                 | .                 | .                 | .                 | .                 | .                 | .                 | .                 |
| Kebbi        | .                 | .                 | .                 | .                 | .                 | .                 | .                 | .                 | .                 | .                 | .                 | .                 |
| Kogi         | .                 | .                 | .                 | .                 | .                 | .                 | .                 | .                 | .                 | .                 | .                 | .                 |
| Kwara        | .                 | .                 | .                 | .                 | .                 | .                 | .                 | .                 | .                 | .                 | .                 | .                 |
| Lagos        | .                 | .                 | .                 | .                 | .                 | .                 | .                 | .                 | .                 | .                 | .                 | .                 |
| Nasarawa     | .                 | .                 | .                 | .                 | .                 | .                 | .                 | .                 | .                 | .                 | .                 | .                 |
| Niger        | .                 | .                 | .                 | .                 | .                 | .                 | .                 | .                 | .                 | .                 | .                 | .                 |
| Ogun         | .                 | .                 | .                 | .                 | .                 | .                 | .                 | .                 | .                 | .                 | .                 | .                 |
| Ondo         | .                 | .                 | .                 | .                 | .                 | .                 | .                 | .                 | .                 | .                 | .                 | .                 |
| Osun         | .                 | .                 | .                 | .                 | .                 | .                 | .                 | .                 | .                 | .                 | .                 | .                 |
| Oyo          | .                 | .                 | .                 | .                 | .                 | .                 | .                 | .                 | .                 | .                 | .                 | .                 |
| Plateau      | .                 | .                 | .                 | .                 | .                 | .                 | .                 | .                 | .                 | .                 | .                 | .                 |
| Rivers       | .                 | .                 | .                 | .                 | .                 | .                 | .                 | .                 | .                 | .                 | .                 | .                 |
| Sokoto       | .                 | .                 | .                 | .                 | .                 | .                 | .                 | .                 | .                 | .                 | .                 | .                 |
| Taraba       | .                 | .                 | .                 | .                 | .                 | .                 | .                 | .                 | .                 | .                 | .                 | .                 |
| Yobe         | .                 | .                 | .                 | .                 | .                 | .                 | .                 | .                 | .                 | .                 | .                 | .                 |
| Zamfara      | .                 | .                 | .                 | .                 | .                 | .                 | .                 | .                 | .                 | .                 | .                 | .                 |
| FCT          | .                 | .                 | .                 | .                 | .                 | .                 | .                 | .                 | .                 | .                 | .                 | .                 |



TABLE 4.2.4

**WATER RESOURCES STATISTICS**  
**Employment Size**

| STATE       | QTR 1 |        |       | QTR 2 |        |       | QTR 3 |        |       | QTR 4 |        |       |
|-------------|-------|--------|-------|-------|--------|-------|-------|--------|-------|-------|--------|-------|
|             | Male  | Female | Total | Male  | Female | Total | Male  | Female | Total | Male  | Female | Total |
| Abia        | .     | .      | .     | .     | .      | .     | .     | .      | .     | .     | .      | .     |
| Adamawa     | 108   | 36     | 144   | 108   | 36     | 144   | 108   | 36     | 144   | 108   | 36     | 144   |
| Akwa-Ibom   | .     | .      | .     | .     | .      | .     | .     | .      | .     | .     | .      | .     |
| Anambra     | 6     | .      | 6     | 6     | .      | 6     | 6     | .      | 6     | 6     | .      | 6     |
| Bauchi      | .     | .      | .     | .     | .      | .     | .     | .      | .     | .     | .      | .     |
| Bayesa      | 41    | 20     | 61    | 41    | 20     | 61    | 41    | 20     | 61    | 41    | 20     | 61    |
| Benue       | 106   | 30     | 136   | 106   | 30     | 136   | 106   | 30     | 136   | 106   | 30     | 136   |
| Borno       | .     | .      | .     | .     | .      | .     | .     | .      | .     | .     | .      | 0     |
| Cross River | .     | .      | .     | .     | .      | .     | .     | .      | .     | .     | .      | 0     |
| Delta       | 101   | 44     | 145   | 102   | 40     | 142   | 102   | 41     | 143   | 103   | 42     | 145   |
| Ebonyi      | .     | .      | .     | .     | .      | .     | .     | .      | .     | .     | .      | .     |
| Edo         | .     | .      | .     | .     | .      | .     | .     | .      | .     | .     | .      | .     |
| Ekiti       | 445   | 99     | 544   | 445   | 99     | 544   | 445   | 99     | 544   | 445   | 99     | 544   |
| Enugu       | .     | .      | .     | .     | .      | .     | .     | .      | .     | .     | .      | .     |
| Gombe       | 3     | 2      | 5     | 3     | 2      | 5     | 3     | 2      | 5     | 3     | 2      | 5     |
| Imo         | 97    | 47     | 144   | 97    | 47     | 144   | 97    | 47     | 144   | 97    | 47     | 144   |
| Jigawa      | 1     | .      | 1     | .     | .      | .     | .     | .      | .     | .     | .      | .     |
| Kaduna      | .     | .      | .     | .     | .      | .     | .     | .      | .     | .     | .      | .     |
| Kano        | 49    | .      | 49    | 49    | .      | 49    | 49    | .      | 49    | 49    | .      | 49    |
| Katsina     | 496   | 1      | 497   | 493   | 1      | 494   | 489   | 1      | 490   | 468   | 1      | 469   |
| Kebbi       | .     | .      | .     | .     | .      | .     | .     | .      | .     | .     | .      | .     |
| Kogi        | .     | .      | .     | .     | .      | .     | .     | .      | .     | .     | .      | .     |
| Kwara       | 33    | 12     | 45    | 33    | 12     | 45    | 33    | 12     | 45    | 33    | 12     | 45    |
| Lagos       | .     | .      | .     | .     | .      | .     | .     | .      | .     | .     | .      | .     |
| Nasarawa    | .     | .      | .     | .     | .      | .     | .     | .      | .     | .     | .      | .     |
| Niger       | 10    | 1      | 11    | 10    | 1      | 11    | 10    | 1      | 11    | 10    | 1      | 11    |
| Ogun        | .     | .      | .     | .     | .      | .     | .     | .      | .     | .     | .      | .     |
| Ondo        | .     | .      | .     | .     | .      | .     | .     | .      | .     | .     | .      | .     |
| Osun        | .     | .      | .     | .     | .      | .     | .     | .      | .     | .     | .      | .     |
| Oyo         | .     | .      | .     | .     | .      | .     | .     | .      | .     | .     | .      | .     |
| Plateau     | .     | .      | .     | .     | .      | .     | .     | .      | .     | .     | .      | .     |
| Rivers      | .     | .      | .     | .     | .      | .     | .     | .      | .     | .     | .      | .     |
| Sokoto      | .     | .      | .     | .     | .      | .     | .     | .      | .     | .     | .      | .     |
| Taraba      | .     | .      | .     | .     | .      | .     | .     | .      | .     | .     | .      | .     |
| Yobe        | 216   | 5      | 221   | 216   | 5      | 221   | 246   | 5      | 251   | 246   | 5      | 251   |
| Zamfara     | .     | .      | .     | .     | .      | .     | .     | .      | .     | .     | .      | .     |
| FCT         | .     | .      | .     | .     | .      | .     | .     | .      | .     | .     | .      | .     |

TABLE 4.2.5

**WATER RESOURCES STATISTICS**  
**Capital Expenditure by Type**

| STATE        | Machinery & Equipment | Transport Equipment | Residential Building | Non Residential Building |
|--------------|-----------------------|---------------------|----------------------|--------------------------|
| Abia         | 67,125,000            | .                   | .                    | 6,000,000                |
| Adamawa      | .                     | .                   | .                    | .                        |
| Akwa-Ibom    | .                     | .                   | .                    | .                        |
| Anambra      | 4,000,000             | 4,000,000           | 1,000,000            | 0                        |
| Bauchi       | 36,880,938            | .                   | .                    | .                        |
| Bayesa       | .                     | .                   | .                    | .                        |
| Benue        | 1,800,000             | .                   | .                    | 4,200,000                |
| Borno        | .                     | .                   | .                    | .                        |
| Cross River  | .                     | .                   | .                    | .                        |
| Delta        | .                     | .                   | .                    | .                        |
| Ebonyi       | 339,220,000           | .                   | .                    | .                        |
| Edo          | .                     | .                   | .                    | .                        |
| Ekiti        | 117,607,304           | 9,769,504           | 399,000              | .                        |
| Enugu        | .                     | .                   | .                    | .                        |
| Gombe        | .                     | .                   | .                    | .                        |
| Imo          | 21,918,300            | .                   | .                    | .                        |
| Jigawa       | 87,000,000            | .                   | .                    | .                        |
| Kaduna       | .                     | .                   | .                    | .                        |
| Kano         | .                     | .                   | .                    | .                        |
| Katsina      | 101,323,022           | .                   | .                    | .                        |
| Kebbi        | 29,567,492            | .                   | .                    | .                        |
| Kogi         | .                     | .                   | .                    | .                        |
| Kwara        | .                     | .                   | .                    | .                        |
| Lagos        | .                     | .                   | .                    | .                        |
| Nasarawa     | .                     | .                   | .                    | 7,500,000                |
| Niger        | .                     | .                   | .                    | .                        |
| Ogun         | .                     | .                   | .                    | .                        |
| Ondo         | .                     | .                   | .                    | .                        |
| Osun         | .                     | .                   | .                    | .                        |
| Oyo          | .                     | .                   | .                    | .                        |
| Plateau      | 1,268,131             | 816,055             | .                    | .                        |
| Rivers       | 299,851,645           | .                   | .                    | .                        |
| Sokoto       | .                     | .                   | .                    | .                        |
| Taraba       | 14,410,000            | 60,000              | 45,000               | .                        |
| Yobe         | 230,112,000           | 86,123,000          | 12,200,000           | 10,000,000               |
| Zamfara      | .                     | .                   | .                    | .                        |
| FCT          | .                     | .                   | .                    | .                        |
| <b>TOTAL</b> | <b>1,352,083,832</b>  | <b>100,768,559</b>  | <b>13,644,000</b>    | <b>27,700,000</b>        |

**TABLE 4.2.5b WATER RESOURCES STATISTICS**  
**Information and Communication Technology**

|   | Percent |
|---|---------|
| Establishment owning internet facilities        | 9.1     |
| Establishment having website                    | 9.1     |
| Do you place orders through the internet        | 9.1     |
| Establishment having intranets                  | 4.5     |
| Establishments having Local Area Networks (LAN) | 14.3    |

**TABLE 4.2.6 WATER RESOURCES STATISTICS**  
**Information and Communication Technology**

| STATE        | Number of computers in your organisations | Number of employees with access to internet facilities | Number of employee using Personal Computers (PCs) | Investment on ICT from domestics sources during the year (Naira) | Investment on ICT from foreign sources during the year (USD) | Amount spend on ICT during the year (Naira) |
|--------------|---|--|---|--|--|---|
| Abia         | 10  | .  | 3   | .  | .  | .   |
| Adamawa      | 2   | 0  | 0   | 0  | 0  | 0   |
| Akwa-Ibom    | .   | .  | .   | .  | .  | .   |
| Anambra      | 8   | 0  | 0   | 0  | 0  | 0   |
| Bauchi       | 2   | .  | 2   | .  | .  | .   |
| Bayesa       | 6   | .  | 2   | .  | .  | .   |
| Benue        | 10  | .  | .   | .  | .  | .   |
| Borno        | .   | .  | .   | .  | .  | .   |
| Cross River  | 2   | .  | .   | .  | .  | .   |
| Delta        | 30  | 2  | 30  | .  | .  | .   |
| Ebonyi       | 2   | 5  | 5   | .  | .  | .   |
| Edo          | .   | .  | .   | .  | .  | .   |
| Ekiti        | 9   | 5  | 4   | .  | .  | .   |
| Enugu        | .   | .  | .   | .  | .  | .   |
| Gombe        | 2   | .  | .   | .  | .  | .   |
| Imo          | 3   | .  | 5   | .  | .  | .   |
| Jigawa       | 5   | 5  | 4   | 1,000,000  | 10,000   | .   |
| Kaduna       | 16  | 0  | 2   | .  | .  | .   |
| Kano         | .   | .  | .   | .  | .  | .   |
| Katsina      | 10  | .  | 2   | .  | .  | .   |
| Kebbi        | 3   | .  | .   | .  | .  | .   |
| Kogi         | .   | .  | .   | .  | .  | .   |
| Kwara        | 5   | .  | 5   | .  | .  | .   |
| Lagos        | .   | .  | .   | .  | .  | .   |
| Nasarawa     | 5   | .  | 2   | .  | .  | .   |
| Niger        | 2   | 2  | 4   | 88,000   | .  | 88,000                                      |
| Ogun         | .   | .  | .   | .  | .  | .   |
| Ondo         | .   | .  | .   | .  | .  | .   |
| Osun         | .   | .  | .   | .  | .  | .   |
| Oyo          | .   | .  | .   | .  | .  | .   |
| Plateau      | 3   | 4  | 6,000   | 0  | .  | 150,000                                     |
| Rivers       | 10  | .  | .   | .  | .  | .   |
| Sokoto       | .   | .  | .   | .  | .  | .   |
| Taraba       | .   | .  | .   | .  | .  | 150,000                                     |
| Yobe         | 2   | 10   | 3   | .  | .  | .   |
| Zamfara      | 2   | .  | 2   | .  | .  | .   |
| FCT          | .   | .  | .   | .  | .  | .   |
| <b>TOTAL</b> | <b>149</b>                                | <b>33</b>  | <b>6,075</b>                                      | <b>1,088,000</b>   | <b>10,000</b>  | <b>388,000</b>                              |

TABLE 4.3.1

**STATE GOVERNMENT FINANCES  
INTERNALLY GENERATED REVENUE**

| STATE        | Taxes                |                      |                      |                       |                       | Fines and Fees       |                      |                      |                      |                      |
|--------------|----------------------|----------------------|----------------------|-----------------------|-----------------------|----------------------|----------------------|----------------------|----------------------|----------------------|
|              | IST                  | 2 <sup>ND</sup>      | 3 <sup>RD</sup>      | 4 <sup>TH</sup>       | 2,006                 | IST                  | 2 <sup>ND</sup>      | 3 <sup>RD</sup>      | 4 <sup>TH</sup>      | 2,006                |
| Abia         | 334,981,371          | 322,380,752          | 344,141,604          | 412,311,582           | 1,413,815,309         | 49,951,993           | 34,300,675           | 32,521,145           | 27,945,668           | 144,719,481          |
| Adamawa      |                      | 207,565,720          | 224,806,041          | 202,100,778           | 825,127,840           | 11,241,094           | 185,585,297          | 144,532,677          | 1,237,448            | 342,596,516          |
| Akwa-Ibom    | .                    | .                    | .                    | .                     | 0                     | .                    | .                    | .                    | .                    | 0                    |
| Anambra      | 102,000,000          | 136,000,000          | 100,000,000          | 252,000,000           | 590,000,000           | 150,000,000          | 227,000,000          | 229,000,000          | 229,000,000          | 835,000,000          |
| Bauchi       | .                    | .                    | .                    | 914,401,200           | 914,401,200           | .                    | .                    | .                    | 88,664,205           | 88,664,205           |
| Bayesa       | .                    | .                    | .                    | .                     | 0                     | .                    | .                    | .                    | .                    | 0                    |
| Benue        | .                    | .                    | .                    | 1,138                 | 1,138                 | .                    | .                    | .                    | 751,909,000          | 751,909,000          |
| Borno        | 360,773,122          | 317,581,068          | 31,312,317           |                       | 709,666,507           | 13,189,394           | 11,807,412           | 36,728,029           | .                    | 61,724,835           |
| Cross River  | .                    | .                    | .                    | .                     | 0                     | .                    | .                    | .                    | .                    | 0                    |
| Delta        | .                    | .                    | .                    | .                     | 0                     | .                    | .                    | .                    | .                    | 0                    |
| Ebonyi       | 84,005,230           | 123,289,722          | 142,611,007          | 149,547,709           | 499,453,668           | 2,498,375            | 2,391,360            | 14,553,441           | 9,266,830            | 28,710,006           |
| Edo          | .                    | .                    | .                    | .                     | 0                     | .                    | .                    | .                    | .                    | 0                    |
| Ekiti        | .                    | .                    | .                    | 875,060,018           | 875,060,018           | .                    | .                    | .                    | 6,828,108            | 6,828,108            |
| Enugu        | 228,426,368          | 332,840,419          | 802,684,488          | 807,782,356           | 2,171,733,631         | 40,303,028           | 41,266,993           | 75,044,392           | 60,268,156           | 216,882,569          |
| Gombe        | .                    | .                    | .                    | 777,918,851           | 777,918,851           | .                    | .                    | .                    | 15,605,051           | 15,605,051           |
| Imo          | .                    | .                    | .                    | .                     | 0                     | .                    | .                    | .                    | .                    | 0                    |
| Jigawa       | .                    | .                    | .                    | .                     | 0                     | .                    | .                    | .                    | .                    | 0                    |
| Kaduna       | 599,481,741          | 692,295,901          | 710,793,598          | 759,815,662           | 2,762,386,902         | 111,861,331          | 58,556,887           | 36,441,977           | 33,619,085           | 240,479,280          |
| Kano         | 492,195,036          | 555,330,974          | 582,954,481          | 616,292,339           | 2,246,772,830         | 40,742,781           | 55,837,359           | 40,983,117           | 103,457,915          | 241,021,172          |
| Katsina      | 262,379,531          | 283,299,399          | 311,048,179          | .                     | 856,727,109           | .                    | .                    | .                    | .                    | 0                    |
| Kebbi        | 212,356,668          | 202,541,175          | 246,371,560          | 294,664,894           | 955,934,297           | 28,240,229           | 68,958,905           | 10,479,922           | 19,509,351           | 127,188,407          |
| Kogi         | .                    | .                    | .                    | .                     | 0                     | .                    | .                    | .                    | .                    | 0                    |
| Kwara        | .                    | .                    | .                    | .                     | 0                     | .                    | .                    | .                    | .                    | 0                    |
| Lagos        | .                    | .                    | .                    | 488,300,000           | 488,300,000           | .                    | .                    | .                    | 632,000,000          | 632,000,000          |
| Nasarawa     | 28,208,746           | 61,846,869           | 71,608,316           | 63,851,420            | 225,515,351           | .                    | .                    | .                    | .                    | 0                    |
| Niger        | 257,490,707          | 298,542,441          | 306,958,175          | 306,186,663           | 1,169,177,986         | 325,280,548          | 26,685,329           | 12,743,507           | 28,717,473           | 393,426,857          |
| Ogun         | 508,997,546          | 697,771,822          | 620,468,932          | 748,961,615           | 2,576,199,915         | 5,097,923            | 69,901,729           | 62,157,642           | 75,531,158           | 212,688,452          |
| Ondo         | 376,809,194          | 513,901,898          | 378,671,093          | 354,765,536           | 1,624,147,721         | 4,248,255            | 34,288,229           | 49,101,911           | 109,895,813          | 197,534,208          |
| Osun         | 449,238,255          | 449,238,255          | 449,238,255          | 471,128,141           | 1,818,842,906         | 134,504,516          | 134,504,516          | 134,504,516          | 385,592,135          | 789,105,683          |
| Oyo          | 828,314,095          | 102,258,632          | 959,963,501          | 889,598,600           | 2,780,134,828         | 105,894,788          | 112,222,858          | 86,852,427           | 117,401,421          | 422,371,494          |
| Plateau      | 338,684              | 338,684              | 338,684              | 338,684               | 1,354,736             | 17,158,887           | 17,156,887           | 17,156,887           | 17,156,887           | 68,629,548           |
| Rivers       | 479,132,989          | 521,876,417          | 556,034,878          | 585,766,154           | 2,142,810,438         | 61,986,934           | 49,837,960           | 60,456,649           | 46,244,925           | 218,526,468          |
| Sokoto       | 47,238,871           | 58,632,253           | 123,219,215          | 350,632,338           | 579,722,677           | 11,341,862           | 48,393,812           | 25,068,415           | 22,740,709           | 107,544,798          |
| Taraba       | 112,500,000          | 112,500,000          | 113,625,000          | 114,761,250           | 453,386,250           | 115,522,231          | 115,522,231          | 116,677,454          | 117,844,228          | 465,566,144          |
| Yobe         | .                    | .                    | .                    | .                     | 0                     | .                    | .                    | .                    | .                    | 0                    |
| Zamfara      | .                    | .                    | .                    | .                     | 0                     | .                    | .                    | .                    | .                    | 0                    |
| FCT          | .                    | .                    | .                    | .                     | 0                     | .                    | .                    | .                    | .                    | 0                    |
| <b>TOTAL</b> | <b>5,955,523,455</b> | <b>5,990,032,401</b> | <b>7,076,849,324</b> | <b>10,436,186,928</b> | <b>29,458,592,108</b> | <b>1,229,064,169</b> | <b>1,294,218,439</b> | <b>1,185,004,108</b> | <b>2,900,435,566</b> | <b>6,608,722,282</b> |

TABLE 4.3.1 (Contd)

STATE GOVERNMENT FINANCES  
INTERNALLY GENERATED REVENUE

| STATE        | Licenses           |                    |                    |                    |                      | Earnings and Sales by Govt. Debts |                    |                    |                      |                      |
|--------------|--------------------|--------------------|--------------------|--------------------|----------------------|-----------------------------------|--------------------|--------------------|----------------------|----------------------|
|              | IST                | 2 <sup>ND</sup>    | 3RD                | 4TH                | 2,006                | IST                               | 2ND                | 3RD                | 4TH                  | 2,006                |
| Abia         | 13,766,118         | 12,805,040         | 12,606,728         | 17,300,315         | 56,478,201           | 285,800                           | 4,614,370          | 322,365            | 258,165              | 5,480,700            |
| Adamawa      | 3,657,380          | 11,682,291         | 14,073,722         | 5,509,775          | 34,923,168           | 4,640,876                         | 4,085,300          | 3,844,985          | 238,733,715          | 251,304,876          |
| Akwa-Ibom    | .                  | .                  | .                  | .                  | 0                    | .                                 | .                  | .                  | .                    | 0                    |
| Anambra      | 19,000,000         | 15,000,000         | 20,000,000         | 20,000,000         | 74,000,000           | 1,000,000                         | 21,000,000         | 1,000,000          | 3,000,000            | 26,000,000           |
| Bauchi       | .                  | .                  | .                  | 30,868,450         | 30,868,450           | .                                 | .                  | .                  | 266,351,491          | 266,351,491          |
| Bayesa       | .                  | .                  | .                  | .                  | 0                    | .                                 | .                  | .                  | .                    | 0                    |
| Benue        | .                  | .                  | .                  | 16,578,000         | 16,578,000           | .                                 | .                  | .                  | 131,631,000          | 131,631,000          |
| Borno        | 588,700            | 388,200            | 698,450            | .                  | 1,675,350            | 17,366,030                        | 16,481,588         | 8,799,675          | .                    | 42,647,293           |
| Cross River  | .                  | .                  | .                  | .                  | 0                    | .                                 | .                  | .                  | .                    | 0                    |
| Delta        | .                  | .                  | .                  | .                  | 0                    | .                                 | .                  | .                  | .                    | 0                    |
| Ebonyi       | 4,307,351          | 3,602,100          | 3,284,893          | 3,059,643          | 14,253,987           | 1,900,580                         | 868,113            | 13,019,833         | 13,939,362           | 29,727,888           |
| Edo          | .                  | .                  | .                  | .                  | 0                    | .                                 | .                  | .                  | .                    | 0                    |
| Ekiti        | .                  | .                  | .                  | 19,933,675         | 19,933,675           | .                                 | .                  | .                  | .                    | 0                    |
| Enugu        | 14,145,948         | 14,492,878         | 13,618             | 16,537,057         | 45,189,501           | 144,920                           | 1,094,931          | 441,331            | 783,467              | 2,464,649            |
| Gombe        | .                  | .                  | .                  | 764,300            | 764,300              | .                                 | .                  | .                  | 9,022,354            | 9,022,354            |
| Imo          | .                  | .                  | .                  | .                  | 0                    | .                                 | .                  | .                  | .                    | 0                    |
| Jigawa       | .                  | .                  | .                  | .                  | 0                    | .                                 | .                  | .                  | .                    | 0                    |
| Kaduna       | 30,502,185         | 28,197,486         | 32,298,014         | 30,460,807         | 121,458,492          | 2,430,985                         | 17,859,790         | 87,897,605         | 23,497,285           | 131,685,665          |
| Kano         | 24,857,510         | 310,017,980        | 32,117,550         | 30,952,875         | 397,945,915          | 5,210,407                         | 7,388,560          | 5,550,241          | 62,731,130           | 80,880,338           |
| Katsina      | 5,967,590          | 5,836,164          | 9,511,244          | .                  | 21,314,998           | .                                 | .                  | .                  | .                    | 0                    |
| Kebbi        | 1,460,834          | 884,660            | 577,020            | 22,665,123         | 25,587,637           | 10,443,120                        | 24,956,733         | 346,175,769        | 117,960,120          | 499,535,742          |
| Kogi         | .                  | .                  | .                  | .                  | 0                    | .                                 | .                  | .                  | .                    | 0                    |
| Kwara        | .                  | .                  | .                  | .                  | 0                    | .                                 | .                  | .                  | .                    | 0                    |
| Lagos        | .                  | .                  | .                  | 84,000,000         | 84,000,000           | .                                 | .                  | .                  | 109,800,000          | 109,800,000          |
| Nasarawa     | 59,796,609         | 6,239,450          | 4,382,976          | 14,512,475         | 84,931,510           | .                                 | .                  | .                  | .                    | 0                    |
| Niger        | 861,900            | 2,686,450          | 10,833,895         | 8,576,160          | 22,958,405           | .                                 | .                  | .                  | 4,473,351            | 4,473,351            |
| Ogun         | 12,262,268         | 16,813,778         | 14,951,059         | 18,047,268         | 62,074,373           | 147,147,182                       | 201,765,346        | 179,412,703        | 216,567,214          | 744,892,445          |
| Ondo         | 17,177,150         | 13,598,299         | 11,915,179         | 12,588,421         | 55,279,049           | 15,891,950                        | 66,437,934         | 63,314,041         | 54,824,975           | 200,468,900          |
| Osun         | 27,485,764         | 27,485,764         | 27,485,764         | 25,636,814         | 108,094,106          | 55,183,537                        | 55,183,537         | 55,183,537         | 45,487,454           | 211,038,065          |
| Oyo          | 43,957,900         | 52,801,048         | 54,650,041         | 64,654,271         | 216,063,260          | 8,189,016                         | 33,494,264         | 48,144,378         | 50,839,091           | 140,666,749          |
| Plateau      | 16,378,187         | 16,378,187         | 16,378,187         | 16,378,187         | 65,512,748           | 4,518,668                         | 4,518,668          | 4,518,668          | 4,518,668            | 18,074,672           |
| Rivers       | 30,543,241         | 31,050,040         | 29,080,972         | 27,134,904         | 117,809,157          | 12,220,649                        | 887,948            | 31,983,819         | 936,355              | 46,028,771           |
| Sokoto       | .                  | .                  | .                  | .                  | 0                    | .                                 | .                  | 57,003,500         | 282,460,598          | 339,464,098          |
| Taraba       | 400,000            | 4,000,000          | 404,000,011        | 4,080,400          | 412,480,411          | 118,244,019                       | 118,244,019        | 9,426,459          | 120,620,724          | 366,535,221          |
| Yobe         | .                  | .                  | .                  | .                  | 0                    | .                                 | .                  | .                  | .                    | 0                    |
| Zamfara      | .                  | .                  | .                  | .                  | 0                    | .                                 | .                  | .                  | .                    | 0                    |
| FCT          | .                  | .                  | .                  | .                  | 0                    | .                                 | .                  | .                  | .                    | 0                    |
| <b>TOTAL</b> | <b>327,116,635</b> | <b>573,959,815</b> | <b>698,859,323</b> | <b>490,238,920</b> | <b>2,090,174,693</b> | <b>404,817,739</b>                | <b>578,881,101</b> | <b>916,038,909</b> | <b>1,758,436,519</b> | <b>3,658,174,268</b> |

**TABLE 4.3.1 (Contd)**

**STATE GOVERNMENT FINANCES  
INTERNALLY GENERATED REVENUE**

| STATE        | Rent on Govt. properties |                    |                    |                    |                      | Interests, repayments and dividends |                    |                    |                      |                      |
|--------------|--------------------------|--------------------|--------------------|--------------------|----------------------|-------------------------------------|--------------------|--------------------|----------------------|----------------------|
|              | IST                      | 2 <sup>ND</sup>    | 3 <sup>RD</sup>    | 4TH                | 2,006                | IST                                 | 2ND                | 3 <sup>RD</sup>    | 4TH                  | 2,006                |
| Abia         | .                        | .                  | .                  | .                  | 0                    | .                                   | .                  | .                  | .                    | 0                    |
| Adamawa      | 130,720                  | 4,246,280          | 56,201,277         | 134,276            | 60,712,553           | 22,547                              | 571,920            | 144,040            | .                    | 738,507              |
| Akwa-Ibom    | .                        | .                  | .                  | .                  | 0                    | .                                   | .                  | .                  | .                    | 0                    |
| Anambra      | 7,000,000                | 4,000,000          | 1,000,000          | 5,000,000          | 17,000,000           | 10,000,000                          | 68,000,000         | 132,000,000        | 226,000,000          | 436,000,000          |
| Bauchi       | .                        | .                  | .                  | 5,650,631          | 5,650,631            | .                                   | .                  | .                  | 502,909,994          | 502,909,994          |
| Bayesa       | .                        | .                  | .                  | .                  | 0                    | .                                   | .                  | .                  | .                    | 0                    |
| Benue        | .                        | .                  | .                  | 27,521,000         | 27,521,000           | .                                   | .                  | .                  | 13,637,000           | 13,637,000           |
| Borno        | 849,632                  | 237,477            | 13,815,979         | .                  | 14,903,088           | 3,787,570                           | 3,787,570          | 3,787,570          | .                    | 11,362,710           |
| Cross River  | .                        | .                  | .                  | .                  | 0                    | .                                   | .                  | .                  | .                    | 0                    |
| Delta        | .                        | .                  | .                  | .                  | 0                    | .                                   | .                  | .                  | .                    | 0                    |
| Ebonyi       | 3,126,191                | 9,202,149          | 7,765,075          | 8,302,198          | 28,395,613           | 7,512,870                           | 1,492,115          | 10,205,385         | 12,641,262           | 31,851,632           |
| Edo          | .                        | .                  | .                  | .                  | 0                    | .                                   | .                  | .                  | .                    | 0                    |
| Ekiti        | .                        | .                  | .                  | .                  | 0                    | .                                   | .                  | .                  | .                    | 0                    |
| Enugu        | 9,217,576                | 21,250,899         | 40,659,615         | 14,062,426         | 85,190,516           | 13,223,137                          | 838,623            | .                  | 19,948,573           | 34,010,333           |
| Gombe        | .                        | .                  | .                  | 6,394,889          | 6,394,889            | .                                   | .                  | .                  | 59,211,688           | 59,211,688           |
| Imo          | .                        | .                  | .                  | .                  | 0                    | .                                   | .                  | .                  | .                    | 0                    |
| Jigawa       | .                        | .                  | .                  | .                  | 0                    | .                                   | .                  | .                  | .                    | 0                    |
| Kaduna       | 28,533,134               | 23,499,558         | 13,245,318         | 25,317,863         | 90,595,873           | 302,335,910                         | 208,893,732        | 175,248,156        | 247,618,167          | 934,095,965          |
| Kano         | 58,583,551               | 1,412,450          | 48,126,097         | 27,373,065         | 135,495,163          | 83,920,190                          | 131,519,359        | 156,056,433        | 134,838,250          | 506,334,232          |
| Katsina      | 1,016,758                | 470,088            | 3,692,221          | .                  | 5,179,067            | 6,691,811                           | 12,689,083         | 11,181,559         | .                    | 30,562,453           |
| Kebbi        | 9,199,936                | 11,697,817         | 4,441,148          | 3,576,154          | 28,915,055           | .                                   | 65,999,999         | 23,480,660         | .                    | 89,480,659           |
| Kogi         | .                        | .                  | .                  | .                  | 0                    | .                                   | .                  | .                  | .                    | 0                    |
| Kwara        | .                        | .                  | .                  | .                  | 0                    | .                                   | .                  | .                  | .                    | 0                    |
| Lagos        | .                        | .                  | .                  | 170,000,000        | 170,000,000          | .                                   | .                  | .                  | 536,000,000          | 536,000,000          |
| Nasarawa     | .                        | .                  | .                  | .                  | 0                    | .                                   | .                  | .                  | .                    | 0                    |
| Niger        | 70,776,821               | 4,018,712          | 5,048,644          | 2,802,716          | 82,646,893           | .                                   | .                  | .                  | .                    | 0                    |
| Ogun         | 4,200,961                | 5,760,276          | 5,122,122          | 6,182,860          | 21,266,219           | 7,266,528                           | 10,119,404         | 8,998,322          | 10,861,782           | 37,246,036           |
| Ondo         | 61,227,039               | 3,241,839          | 32,180,425         | 163,487,779        | 260,137,082          | 36,502,281                          | 65,296,744         | 58,636,569         | 317,500              | 160,753,094          |
| Osun         | 24,828,236               | 24,828,236         | 24,828,236         | 33,455,706         | 107,940,414          | 7,161,284                           | 7,161,285          | 7,161,284          | 3,745,457            | 25,229,310           |
| Oyo          | 4,138,854                | 11,501,476         | 8,912,774          | 12,580,386         | 37,133,490           | 436,224                             | 13,836,787         | 35,677,308         | 55,894,842           | 105,845,161          |
| Plateau      | 12,611,775               | 12,611,775         | 12,611,775         | 12,611,775         | 50,447,100           | .                                   | .                  | .                  | .                    | 0                    |
| Rivers       | 3,700,962                | 3,700,962          | 3,700,962          | 3,700,962          | 14,803,848           | 11,144,263                          | 5,260,511          | 46,500,592         | 125,574,973          | 188,480,339          |
| Sokoto       | 8,436,542                | 38,390,912         | 29,819,312         | 36,951,280         | 113,598,046          | 4,617,059                           | 87,675,251         | 51,187,963         | 9,631,946            | 153,112,219          |
| Taraba       | 3,750,000                | 3,750,000          | 3,787,500          | 3,825,375          | 15,112,875           | 43,558,894                          | 43,558,894         | 43,994,482         | 44,434,427           | 175,546,697          |
| Yobe         | .                        | .                  | .                  | .                  | 0                    | .                                   | .                  | .                  | .                    | 0                    |
| Zamfara      | .                        | .                  | .                  | .                  | 0                    | .                                   | .                  | .                  | .                    | 0                    |
| FCT          | .                        | .                  | .                  | .                  | 0                    | .                                   | .                  | .                  | .                    | 0                    |
| <b>TOTAL</b> | <b>311,328,688</b>       | <b>183,820,906</b> | <b>314,958,480</b> | <b>568,931,341</b> | <b>1,379,039,415</b> | <b>538,180,568</b>                  | <b>726,701,277</b> | <b>764,260,323</b> | <b>2,003,265,861</b> | <b>4,032,408,029</b> |

TABLE 4.3.1 (Contd)

STATE GOVERNMENT FINANCES  
INTERNALLY GENERATED REVENUE

| STATE        | Reimbursement      |                    |                   |                    |                      | Miscellaneous        |                      |                      |                      |                      |
|--------------|--------------------|--------------------|-------------------|--------------------|----------------------|----------------------|----------------------|----------------------|----------------------|----------------------|
|              | IST                | 2 <sup>ND</sup>    | 3RD               | 4TH                | 2,006                | IST                  | 2ND                  | 3RD                  | 4TH                  | 2,006                |
| Abia         | .                  | .                  | .                 | .                  | 0                    | .                    | .                    | .                    | 0                    | 0                    |
| Adamawa      | .                  | .                  | .                 | .                  | 0                    | 1,356,642            | 1,372,080            | 2,907,569            | 1,052,840            | 6,689,131            |
| Akwa-Ibom    | .                  | .                  | .                 | .                  | 0                    | .                    | .                    | .                    | .                    | 0                    |
| Anambra      | .                  | .                  | 18,000,000        | 410,000,000        | 428,000,000          | .                    | 258,000,000          | 126,000,000          | 0                    | 384,000,000          |
| Bauchi       | .                  | .                  | .                 | .                  | 0                    | .                    | .                    | .                    | 0                    | 0                    |
| Bayesa       | .                  | .                  | .                 | .                  | 0                    | .                    | .                    | .                    | .                    | 0                    |
| Benue        | .                  | .                  | .                 | .                  | 0                    | .                    | .                    | .                    | 6,017,000            | 6,017,000            |
| Borno        | .                  | .                  | .                 | .                  | 0                    | 131,145,615          | 13,159,615           | 95,601,821           | 0                    | 239,907,051          |
| C/River      | .                  | .                  | .                 | .                  | 0                    | .                    | .                    | .                    | .                    | 0                    |
| Delta        | .                  | .                  | .                 | .                  | 0                    | .                    | .                    | .                    | .                    | 0                    |
| Ebonyi       | .                  | .                  | .                 | .                  | 0                    | 30,025,189           | 40,217,319           | 5,354,663            | 7,536,122            | 83,133,293           |
| Edo          | .                  | .                  | .                 | .                  | 0                    | .                    | .                    | .                    | .                    | 0                    |
| Ekiti        | .                  | .                  | .                 | .                  | 0                    | .                    | .                    | .                    | 30,284,885           | 30,284,885           |
| Enugu        | .                  | .                  | 71,000            | .                  | 71,000               | .                    | .                    | 103,975              | 18,750               | 122,725              |
| Gombe        | .                  | .                  | .                 | .                  | 0                    | .                    | .                    | .                    | 248,617,350          | 248,617,350          |
| Imo          | .                  | .                  | .                 | .                  | 0                    | .                    | .                    | .                    | .                    | 0                    |
| Jigawa       | .                  | .                  | .                 | .                  | 0                    | .                    | .                    | .                    | .                    | 0                    |
| Kaduna       | 191,500,000        | .                  | .                 | .                  | 191,500,000          | 260,627,233          | 262,435,737          | 261,402,484          | 281,149,293          | 1,065,614,747        |
| Kano         | 847,220            | 476,241            | 6,708,000         | 121,340,600        | 129,372,061          | 424,677,738          | 439,013,598          | 466,466,818          | 355,717,752          | 1,685,875,906        |
| Katsina      | .                  | .                  | .                 | .                  | 0                    | .                    | .                    | .                    | 0                    | 0                    |
| Kebbi        | 40,056,041         | 900,000            | 1,600,000         | 19,775,895         | 62,331,936           | .                    | .                    | 9,162,240            | 280,890              | 9,443,130            |
| Kogi         | .                  | .                  | .                 | .                  | 0                    | .                    | .                    | .                    | .                    | 0                    |
| Kwara        | .                  | .                  | .                 | .                  | 0                    | .                    | .                    | .                    | .                    | 0                    |
| Lagos        | .                  | .                  | .                 | 113,000,000        | 113,000,000          | .                    | .                    | .                    | 603,100,000          | 603,100,000          |
| Nasarawa     | .                  | .                  | .                 | .                  | 0                    | 5,083,500            | 10,613,300           | 8,224,200            | 4,794,000            | 28,715,000           |
| Niger        | .                  | .                  | .                 | .                  | 0                    | 395,396              | 4,269,162            | 6,231,144            | 3,323,715            | 14,219,417           |
| Ogun         | .                  | .                  | .                 | .                  | 0                    | 404,541,212          | 554,699,018          | 493,246,498          | 594,891,421          | 2,047,378,149        |
| Ondo         | .                  | .                  | .                 | .                  | 0                    | .                    | .                    | .                    | 0                    | 0                    |
| Osun         | 490,535,754        | .                  | .                 | .                  | 490,535,754          | 69,814,122           | 69,814,122           | 69,814,122           | 27,312,531           | 236,754,897          |
| Oyo          | .                  | .                  | .                 | .                  | 0                    | 840,000              | .                    | .                    | 0                    | 840,000              |
| Plateau      | .                  | .                  | .                 | .                  | 0                    | 979,267              | 979,267              | 979,267              | 979,267              | 3,917,068            |
| Rivers       | .                  | .                  | .                 | .                  | 0                    | 78,837,747           | 240,224,669          | 78,649,006           | 207,916,098          | 605,627,520          |
| Sokoto       | .                  | .                  | .                 | .                  | 0                    | .                    | .                    | .                    | 0                    | 0                    |
| Taraba       | 150,000,000        | 150,000,000        | 151,500           | 153,015,000        | 453,166,500          | 750,000              | 750,000              | 757,500              | 765,075              | 3,022,575            |
| Yobe         | .                  | .                  | .                 | .                  | 0                    | .                    | .                    | .                    | 0                    | 0                    |
| Zamfara      | .                  | .                  | .                 | .                  | 0                    | .                    | .                    | .                    | .                    | 0                    |
| FCT          | .                  | .                  | .                 | .                  | 0                    | .                    | .                    | .                    | .                    | 0                    |
| <b>TOTAL</b> | <b>872,939,015</b> | <b>151,376,241</b> | <b>26,530,500</b> | <b>817,131,495</b> | <b>1,867,977,251</b> | <b>1,409,073,661</b> | <b>1,895,547,887</b> | <b>1,624,901,307</b> | <b>2,373,756,989</b> | <b>7,303,279,844</b> |



TABLE 4.4.1

## COOPERATIVE SOCIETY

## TYPE AND MEMBERSHIP OF COOPERATIVE SOCIETIES

| STATE     | FISHERY    |             |            | LIVESTOCK  |             |            | CREDIT AND THRIFT MARKETING |             |            |
|-----------|------------|-------------|------------|------------|-------------|------------|-----------------------------|-------------|------------|
|           | Registered | Unegistered | Membership | Registered | Unegistered | Membership | Registered                  | Unegistered | Membership |
| Abia      | 5          | .           | 165        | .          | .           | .          | 325                         | 100         | 7,952      |
| Adamawa   | 4          | .           | 60         | 140        | .           | 1,450      | 3                           | .           | 70         |
| Akwa-Ibom | 500        | .           | 3,780      | 500        | .           | 3,696      | .                           | .           | .          |
| Anambra   | 231        | .           | 2,772      | 210        | .           | 2,520      | 442                         | 1           | 11,036     |
| Bauchi    | .          | .           | .          | .          | .           | .          | .                           | .           | .          |
| Bayesa    | 46         | .           | 460        | 22         | .           | 220        | 18                          | .           | 180        |
| Benue     | 42         | 3           | 2,000      | .          | .           | .          | 34                          | 15          | 5,000      |
| Borno     | .          | .           | 1,892      | .          | .           | .          | 30                          | 10          | 1,885,456  |
| C/River   | .          | .           | 1,010      | 16         | 45          | 1,200      | 72                          | 155         | 5,200      |
| Delta     | 22         | .           | 3,100      | .          | .           | .          | 3,020                       | .           | 160,552    |
| Ebonyi    | 6          | .           | 1,060      | 26         | .           | 635        | 12                          | .           | 566        |
| Edo       | .          | .           | .          | .          | .           | .          | .                           | .           | .          |
| Ekiti     | .          | .           | .          | 10         | 3           | 250        | 5,000                       | 125         | 300,250    |
| Enugu     | .          | .           | .          | 155        | 30          | 1,550      | 145                         | 35          | 1,450      |
| Gombe     | 29         | 0           | 320        | 142        | 0           | 4,129      | 216                         | 0           | 25,192     |
| Imo       | .          | .           | .          | .          | .           | .          | .                           | .           | .          |
| Jigawa    | 192        | 1           | 6,104      | 1,198      | 3           | 30,740     | 1,280                       | 8           | 29,000     |
| Kaduna    | 14         | 8           | 210        | 10         | 4           | 150        | 15                          | 5           | 225        |
| Kano      | 8          | .           | 372        | 7          | .           | 271        | 567                         | .           | 12,623     |
| Katsina   | .          | .           | .          | .          | .           | .          | .                           | .           | .          |
| Kebbi     | .          | .           | .          | .          | .           | .          | .                           | .           | .          |
| Kogi      | 1,800      | .           | 6,060      | 6,060      | .           | 8,136      | 16,201                      | .           | 19,538     |
| Kwara     | 15         | .           | 7,000      | .          | .           | .          | 7                           | .           | 5,000      |
| Lagos     | .          | .           | .          | .          | .           | .          | .                           | .           | .          |
| Nasarawa  | 250        | .           | 11,000     | 150        | .           | 8,600      | 100                         | .           | 8,000      |
| Niger     | .          | .           | .          | .          | .           | .          | 35                          | .           | 350        |
| Ogun      | 424        | 3           | 427        | .          | .           | .          | 5,924                       | 4           | 5,928      |
| Ondo      | 39         | 13          | 9,852      | 3,010      | 1,001       | 4,011      | 716                         | 121         | 837        |
| Osun      | .          | .           | .          | .          | .           | .          | .                           | .           | .          |
| Oyo       | .          | .           | .          | .          | .           | .          | 8,390                       | .           | 335,600    |
| Plateau   | .          | .           | .          | 7          | .           | 394        | .                           | .           | .          |
| Rivers    | 2,595      | .           | 44,115     | 1,645      | .           | 19,740     | 1,251                       | .           | 12,510     |
| Sokoto    | .          | .           | .          | .          | .           | .          | .                           | .           | .          |
| Taraba    | 150        | 90          | 5,000      | 15         | .           | .          | 1,100                       | .           | .          |
| Yobe      | 4          | 0           | 134        | 30         | 0           | 626        | 22                          | 0           | 470        |
| Zamfara   | 120        | .           | 1,200      | 1,020      | .           | 9,900      | 270                         | .           | 1,500      |
| FCT       | .          | .           | .          | .          | .           | .          | .                           | .           | .          |
| TOTAL     | 6,496      | 118         | 108,093    | 14,373     | 1,086       | 98,218     | 45,195                      | 579         | 2,834,485  |

TABLE 4.4.1 (Contd)

**COOPERATIVE SOCIETY  
TYPE AND MEMBERSHIP OF COOPERATIVE SOCIETIES**

| STATE     | FISHERY    |             |            | LIVESTOCK  |             |            | CREDIT AND THRIFT MARKETING |             |            |
|-----------|------------|-------------|------------|------------|-------------|------------|-----------------------------|-------------|------------|
|           | Registered | Unegistered | Membership | Registered | Unegistered | Membership | Registered                  | Unegistered | Membership |
| Abia      | 5          | .           | 165        | .          | .           | .          | 325                         | 100         | 7,952      |
| Adamawa   | 4          | .           | 60         | 140        | .           | 1,450      | 3                           | .           | 70         |
| Akwa-Ibom | 500        | .           | 3,780      | 500        | .           | 3,696      | .                           | .           | .          |
| Anambra   | 231        | .           | 2,772      | 210        | .           | 2,520      | 442                         | 1           | 11,036     |
| Bauchi    | .          | .           | .          | .          | .           | .          | .                           | .           | .          |
| Bayesa    | 46         | .           | 460        | 22         | .           | 220        | 18                          | .           | 180        |
| Benue     | 42         | 3           | 2,000      | .          | .           | .          | 34                          | 15          | 5,000      |
| Borno     | .          | .           | 1,892      | .          | .           | .          | 30                          | 10          | 1,885,456  |
| C/River   | .          | .           | 1,010      | 16         | 45          | 1,200      | 72                          | 155         | 5,200      |
| Delta     | 22         | .           | 3,100      | .          | .           | .          | 3,020                       | .           | 160,552    |
| Ebonyi    | 6          | .           | 1,060      | 26         | .           | 635        | 12                          | .           | 566        |
| Edo       | .          | .           | .          | .          | .           | .          | .                           | .           | .          |
| Ekiti     | .          | .           | .          | 10         | 3           | 250        | 5,000                       | 125         | 300,250    |
| Enugu     | .          | .           | .          | 155        | 30          | 1,550      | 145                         | 35          | 1,450      |
| Gombe     | 29         | 0           | 320        | 142        | 0           | 4,129      | 216                         | 0           | 25,192     |
| Imo       | .          | .           | .          | .          | .           | .          | .                           | .           | .          |
| Jigawa    | 192        | 1           | 6,104      | 1,198      | 3           | 30,740     | 1,280                       | 8           | 29,000     |
| Kaduna    | 14         | 8           | 210        | 10         | 4           | 150        | 15                          | 5           | 225        |
| Kano      | 8          | .           | 372        | 7          | .           | 271        | 567                         | .           | 12,623     |
| Katsina   | .          | .           | .          | .          | .           | .          | .                           | .           | .          |
| Kebbi     | .          | .           | .          | .          | .           | .          | .                           | .           | .          |
| Kogi      | 1,800      | .           | 6,060      | 6,060      | .           | 8,136      | 16,201                      | .           | 19,538     |
| Kwara     | 15         | .           | 7,000      | .          | .           | .          | 7                           | .           | 5,000      |
| Lagos     | .          | .           | .          | .          | .           | .          | .                           | .           | .          |
| Nasarawa  | 250        | .           | 11,000     | 150        | .           | 8,600      | 100                         | .           | 8,000      |
| Niger     | .          | .           | .          | .          | .           | .          | 35                          | .           | 350        |
| Ogun      | 424        | 3           | 427        | .          | .           | .          | 5,924                       | 4           | 5,928      |
| Ondo      | 39         | 13          | 9,852      | 3,010      | 1,001       | 4,011      | 716                         | 121         | 837        |
| Osun      | .          | .           | .          | .          | .           | .          | .                           | .           | .          |
| Oyo       | .          | .           | .          | .          | .           | .          | 8,390                       | .           | 335,600    |
| Plateau   | .          | .           | .          | 7          | .           | 394        | .                           | .           | .          |
| Rivers    | 2,595      | .           | 44,115     | 1,645      | .           | 19,740     | 1,251                       | .           | 12,510     |
| Sokoto    | .          | .           | .          | .          | .           | .          | .                           | .           | .          |
| Taraba    | 150        | 90          | 5,000      | 15         | .           | .          | 1,100                       | .           | .          |
| Yobe      | 4          | 0           | 134        | 30         | 0           | 626        | 22                          | 0           | 470        |
| Zamfara   | 120        | .           | 1,200      | 1,020      | .           | 9,900      | 270                         | .           | 1,500      |
| FCT       | .          | .           | .          | .          | .           | .          | .                           | .           | .          |
| TOTAL     | 6,496      | 118         | 108,093    | 14,373     | 1,086       | 98,218     | 45,195                      | 579         | 2,834,485  |

TABLE 4.4.1 (Contd)

**COOPERATIVE SOCIETY  
TYPE AND MEMBERSHIP OF COOPERATIVE SOCIETIES**

| STATE     | INFORMAL SECTOR |             |            | OTHER SECTOR |             |            | TOTAL      |             |            |
|-----------|-----------------|-------------|------------|--------------|-------------|------------|------------|-------------|------------|
|           | Registered      | Unegistered | Membership | Registered   | Unegistered | Membership | Registered | Unegistered | Membership |
| Abia      | 50              | .           | 1,878      | 23           | .           | 3,958      | 5,436      | 719         | 108,413    |
| Adamawa   | 57              | .           | 969        | 26           | .           | 365        | 2,079      | 0           | 27,537     |
| Akwa-Ibom | 73              | .           | 890        | 7,000        | .           | 133,600    | 10,273     | 8           | 167,286    |
| Anambra   | 546             | .           | 5,460      | 701          | 5           | 13,860     | 3,296      | 16          | 114,549    |
| Bauchi    | .               | .           | .          | .            | .           | .          | 0          | 0           | 0          |
| Bayesa    | 72              | .           | 720        | .            | .           | .          | 932        | 0           | 9,320      |
| Benue     | 54              | 2           | 6,500      | .            | .           | .          | 532        | 220         | 513,500    |
| Borno     | .               | .           | 4,465      | 125          | 100         | 264,972    | 1,140      | 110         | 2,180,806  |
| C/River   | 41              | 53          | 736        | .            | .           | .          | 4,768      | 3,062       | 766,253    |
| Delta     | 12              | .           | 1,715      | 10           | .           | 20,200     | 8,410      | 0           | 501,647    |
| Ebonyi    | 12              | 6           | 675        | 15           | 12          | 750        | 3,323      | 173         | 49,502     |
| Edo       | .               | .           | .          | .            | .           | .          | 0          | 0           | 0          |
| Ekiti     | 65              | 12          | 3,125      | .            | .           | .          | 5,155      | 153         | 305,847    |
| Enugu     | 225             | 25          | 2,750      | .            | .           | .          | 10,231     | 1,590       | 102,730    |
| Gombe     | 33              | 0           | 352        | 3            | 0           | 730        | 4,753      | 0           | 110,155    |
| Imo       | .               | .           | .          | 443          | .           | 4,430      | 1,443      | 0           | 14,430     |
| Jigawa    | 980             | 4           | 28,600     | .            | .           | .          | 4,591      | 26          | 145,294    |
| Kaduna    | .               | .           | .          | .            | .           | .          | 990        | 687         | 14,850     |
| Kano      | 73              | .           | 723        | 20           | .           | 504        | 1,462      | 0           | 30,790     |
| Katsina   | .               | .           | .          | .            | .           | .          | 0          | 0           | 0          |
| Kebbi     | .               | .           | .          | .            | .           | .          | 0          | 0           | 0          |
| Kogi      | 18,956          | .           | 21,960     | 2,005        | .           | 11,485     | 91,154     | 0           | 150,455    |
| Kwara     | .               | .           | .          | .            | .           | .          | 392        | 0           | 187,000    |
| Lagos     | .               | .           | .          | .            | .           | .          | 0          | 0           | 0          |
| Nasarawa  | 100             | .           | 7,800      | 50           | .           | 13,000     | 4,000      | 0           | 108,400    |
| Niger     | .               | .           | .          | 22           | .           | 220        | 1,883      | 0           | 18,830     |
| Ogun      | 514             | 1           | 515        | .            | .           | .          | 8,541      | 9           | 8,550      |
| Ondo      | 139             | 33          | 372        | .            | .           | .          | 12,182     | 2,194       | 614,929    |
| Osun      | .               | .           | .          | .            | .           | .          | 0          | 0           | 0          |
| Oyo       | .               | .           | .          | .            | .           | .          | 11,044     | 5           | 441,860    |
| Plateau   | 3               | .           | 42         | 60           | 1           | 7,264      | 1,530      | 123         | 55,314     |
| Rivers    | 1,114           | .           | 23,394     | 3,412        | .           | 58,004     | 12,231     | 0           | 190,973    |
| Sokoto    | .               | .           | .          | .            | .           | .          | 0          | 0           | 0          |
| Taraba    | .               | .           | .          | 3,000        | .           | 25,550     | 7,315      | 440         | 92,050     |
| Yobe      | .               | 0           | .          | .            | 0           | .          | 189        | 0           | 3,746      |
| Zamfara   | .               | .           | .          | 250          | .           | 1,350      | 4,230      | 0           | 38,950     |
| FCT       | .               | .           | .          | .            | .           | .          | 0          | 0           | 0          |
| TOTAL     | 23,119          | 136         | 113,641    | 17,165       | 118         | 560,242    | 223,505    | 9,535       | 7,073,966  |

**TABLE 4.4.1**

**COOPERATIVE SOCIETY  
INTERNALLY GENERATED**

| STATE        | PAID UP SHARES       |                      |                      |                      | SAVINGS AND DEPOSIT  |                      |                       |                       |
|--------------|----------------------|----------------------|----------------------|----------------------|----------------------|----------------------|-----------------------|-----------------------|
|              | 1 <sup>ST</sup> QTR  | 2 <sup>ND</sup> QTR  | 3 <sup>RD</sup> QTR  | 4 <sup>TH</sup> QTR  | 1 <sup>ST</sup> QTR  | 2 <sup>ND</sup> QTR  | 3 <sup>RD</sup> QTR   | 4 <sup>TH</sup> QTR   |
| Abia         | 31,200,000           | 31,200,000           | 31,300,000           | 31,400,000           | 15,700,000           | 15,700,000           | 15,950,000            | 16,030,000            |
| Adamawa      | .                    | .                    | .                    | .                    | .                    | .                    | .                     | .                     |
| Akwa-Ibom    | 698,759              | 15,785,110           | 21,371,205           | 28,069,856           | 4,708,510            | 4,820,652            | 4,932,784             | 4,967,916             |
| Anambra      | 40,500,000           | .                    | .                    | .                    | 6,500,000            | .                    | .                     | .                     |
| Bauchi       | .                    | .                    | .                    | .                    | .                    | .                    | .                     | .                     |
| Bayesa       | 18,000,000           | 18,200,000           | 18,500,000           | 18,500,000           | 2,200,000            | 2,300,000            | 2,500,000             | 2,700,000             |
| Benue        | .                    | .                    | .                    | .                    | .                    | .                    | .                     | .                     |
| Borno        | 500,000              | 750,000              | 500,000              | 750,000              | 1,934,580            | 2,184,580            | 1,940,450             | 2,190,450             |
| Cross River  | 804,150              | 804,150              | 841,530              | 841,530              | 9,555,600            | 9,555,600            | 9,655,600             | 9,655,600             |
| Delta        | 3,050,100,210        | 3,110,210,115        | 3,215,150,280        | 3,370,315,400        | 4,105,610,150        | 4,315,400,100        | 4,412,600,100         | 4,615,481,200         |
| Ebonyi       | 16,163,793           | 16,163,793           | 1,616,793            | 1,616,193            | 7,954,284            | 7,352,284            | 7,352,284             | 7,352,284             |
| Edo          | .                    | .                    | .                    | .                    | .                    | .                    | .                     | .                     |
| Ekiti        | 12,000,000           | 37,000,000           | 53,000,000           | 107,000,000          | 11,000,000           | 27,000,000           | 38,000,000            | 76,000,000            |
| Enugu        | 377,818              | 322,408              | 803,880              | 803,358              | 352,794              | 88,457               | 440,623               | 455,062               |
| Gombe        | .                    | .                    | .                    | 3,215,050            | .                    | .                    | .                     | 9,105,270             |
| Imo          | 3,607,500            | 3,607,500            | 3,607,500            | 3,607,500            | 4,329,000            | 4,329,000            | 4,329,000             | 4,329,000             |
| Jigawa       | 1,312,500            | 1,312,500            | 1,312,500            | 1,312,500            | 2,575,000            | 2,575,000            | 2,575,000             | 2,575,000             |
| Kaduna       | 3,000,000            | 7,000,000            | 15,439,288           | 6,686,600            | 1,403,317            | 2,841,575            | 6,309,549             | 2,776,948             |
| Kano         | .                    | .                    | .                    | 85,275,682           | .                    | .                    | .                     | 675,782,276           |
| Katsina      | .                    | .                    | .                    | .                    | .                    | .                    | .                     | .                     |
| Kebbi        | .                    | .                    | .                    | .                    | .                    | .                    | .                     | .                     |
| Kogi         | 3,500,000            | 5,700,000            | 6,000,000            | 6,920,000            | 710,200,000          | 820,500,000          | 915,000,000           | 150,000,000           |
| Kwara        | 35,000,000           | 30,000,000           | 45,000,000           | 50,000,000           | 3,200,000,000        | 4,500,000,000        | 5,200,000,000         | 6,000,000,000         |
| Lagos        | .                    | .                    | .                    | .                    | .                    | .                    | .                     | .                     |
| Nasarawa     | 5,350,000            | 5,400,000            | 5,600,000            | 5,800,000            | 37,000,000           | 37,150,000           | 37,250,000            | 68,270,000            |
| Niger        | .                    | .                    | .                    | .                    | .                    | .                    | .                     | .                     |
| Ogun         | 693,792              | 732,992              | 765,512              | 796,762              | 540,920              | 571,720              | 596,920               | 612,120               |
| Ondo         | 171,010,000          | 381,090,000          | 59,200,000           | 69,230,000           | 41,550,000           | 55,000,000           | 55,000,000            | 72,550,000            |
| Osun         | .                    | .                    | .                    | .                    | .                    | .                    | .                     | .                     |
| Oyo          | .                    | .                    | .                    | 424,794,484          | .                    | .                    | .                     | 817,670,036           |
| Plateau      | .                    | .                    | .                    | .                    | .                    | .                    | .                     | .                     |
| Rivers       | .                    | 96,027               | .                    | 98,232               | .                    | 81,435               | .                     | 81,435                |
| Sokoto       | .                    | .                    | .                    | .                    | .                    | .                    | .                     | .                     |
| Taraba       | 2,300,000            | 2,800,000            | 3,500,000            | 4,100,000            | 300,000              | 5,000,000            | 700,000               | 1,000,000             |
| Yobe         | 1,117,200            | 1,117,200            | .                    | .                    | 500,000              | 500,000              | .                     | .                     |
| Zamfara      | 22,000,000           | 24,000,000           | 2,400,000            | 24,000,000           | 9,415,000            | 10,000,000           | 10,000,000            | 10,000,000            |
| FCT          | .                    | .                    | .                    | .                    | .                    | .                    | .                     | .                     |
| <b>TOTAL</b> | <b>3,419,235,722</b> | <b>3,693,291,795</b> | <b>3,485,908,488</b> | <b>4,245,133,147</b> | <b>8,173,329,155</b> | <b>9,822,950,403</b> | <b>10,725,132,310</b> | <b>12,549,584,597</b> |

TABLE 4.4.1

**COOPERATIVE SOCIETY  
INTERNALLY GENERATED**

| STATE        | RESERVES           |                    |                    |                    | TOTAL INTERNALLY GENERATED |                       |                       |                       |
|--------------|--------------------|--------------------|--------------------|--------------------|----------------------------|-----------------------|-----------------------|-----------------------|
|              | 1ST QTR            | 2ND QTR            | 3RD QTR            | 4TH QTR            | 1ST QTR                    | 2ND QTR               | 3RD QTR               | 4TH QTR               |
| Abia         | 5,000,000          | 5,100,000          | 5,120,000          | 5,180,000          | 51,900,000                 | 52,000,000            | 52,370,000            | 52,610,000            |
| Adamawa      | .                  | .                  | .                  | .                  | 0                          | 0                     | 0                     | 0                     |
| Akwa-Ibom    | .                  | .                  | .                  | .                  | 5,407,269                  | 20,605,762            | 26,303,989            | 33,037,772            |
| Anambra      | 4,828,296          | .                  | .                  | .                  | 51,828,296                 | 0                     | 0                     | 0                     |
| Bauchi       | .                  | .                  | .                  | .                  | 0                          | 0                     | 0                     | 0                     |
| Bayesa       | .                  | .                  | .                  | .                  | 20,200,000                 | 20,500,000            | 21,000,000            | 21,200,000            |
| Benue        | .                  | .                  | .                  | .                  | 0                          | 0                     | 0                     | 0                     |
| Borno        | 1,416,280          | 15,517,280         | 1,416,280          | 1,551,280          | 3,850,860                  | 18,451,860            | 3,856,730             | 4,491,730             |
| Cross River  | 2,171,300          | 2,171,300          | 2,271,300          | 2,271,300          | 12,531,050                 | 12,531,050            | 12,768,430            | 12,768,430            |
| Delta        | 201,400,370        | 237,310,172        | 266,451,318        | 315,110,275        | 7,357,110,730              | 7,662,920,387         | 7,894,201,698         | 8,300,906,875         |
| Ebonyi       | 9,954,200          | 9,954,200          | 9,954,200          | 9,954,200          | 34,072,277                 | 33,470,277            | 18,923,277            | 18,922,677            |
| Edo          | .                  | .                  | .                  | .                  | 0                          | 0                     | 0                     | 0                     |
| Ekiti        | .                  | 67,000,000         | .                  | .                  | 23,000,000                 | 131,000,000           | 91,000,000            | 183,000,000           |
| Enugu        | 176,173            | 218,962            | 48,015             | 48,525             | 906,785                    | 629,827               | 1,292,518             | 1,306,945             |
| Gombe        | .                  | .                  | .                  | 2,001,000          | 0                          | 0                     | 0                     | 14,321,320            |
| Imo          | .                  | .                  | .                  | .                  | 7,936,500                  | 7,936,500             | 7,936,500             | 7,936,500             |
| Jigawa       | 293,750            | 293,750            | 293,750            | 293,750            | 4,181,250                  | 4,181,250             | 4,181,250             | 4,181,250             |
| Kaduna       | 31,041,611         | 15,111,867         | 311,110            | 2,248,151          | 35,444,928                 | 24,953,442            | 22,059,947            | 11,711,699            |
| Kano         | .                  | .                  | .                  | .                  | 0                          | 0                     | 0                     | 761,057,958           |
| Katsina      | .                  | .                  | .                  | .                  | 0                          | 0                     | 0                     | 0                     |
| Kebbi        | .                  | .                  | .                  | .                  | 0                          | 0                     | 0                     | 0                     |
| Kogi         | 10,200,000         | 200,000,000        | 60,000,000         | 80,000,000         | 723,900,000                | 1,026,200,000         | 981,000,000           | 236,920,000           |
| Kwara        | .                  | .                  | .                  | .                  | 3,235,000,000              | 4,530,000,000         | 5,245,000,000         | 6,050,000,000         |
| Lagos        | .                  | .                  | .                  | .                  | 0                          | 0                     | 0                     | 0                     |
| Nasarawa     | 3,550,000          | 3,550,000          | 3,560,000          | 4,750,000          | 45,900,000                 | 46,100,000            | 46,410,000            | 78,820,000            |
| Niger        | .                  | .                  | .                  | .                  | 0                          | 0                     | 0                     | 0                     |
| Ogun         | 147,862            | 151,857            | 155,057            | 157,557            | 1,382,574                  | 1,456,569             | 1,517,489             | 1,566,439             |
| Ondo         | 6,500,000          | 8,500,000          | 95,000,000         | 10,500,000         | 219,060,000                | 444,590,000           | 209,200,000           | 152,280,000           |
| Osun         | .                  | .                  | .                  | .                  | 0                          | 0                     | 0                     | 0                     |
| Oyo          | .                  | .                  | .                  | 55,739,043         | 0                          | 0                     | 0                     | 1,298,203,563         |
| Plateau      | .                  | .                  | .                  | .                  | 0                          | 0                     | 0                     | 0                     |
| Rivers       | .                  | 58,715             | .                  | 97,073             | 0                          | 236,177               | 0                     | 276,740               |
| Sokoto       | .                  | .                  | .                  | .                  | 0                          | 0                     | 0                     | 0                     |
| Taraba       | 200,000            | 220,000            | 300,000            | 650,000            | 2,800,000                  | 8,020,000             | 4,500,000             | 5,750,000             |
| Yobe         | .                  | .                  | .                  | .                  | 1,617,200                  | 1,617,200             | 0                     | 0                     |
| Zamfara      | 4,000,000          | 6,000,000          | 6,000,000          | 6,000,000          | 35,415,000                 | 40,000,000            | 18,400,000            | 40,000,000            |
| FCT          | .                  | .                  | .                  | .                  | 0                          | 0                     | 0                     | 0                     |
| <b>TOTAL</b> | <b>280,879,842</b> | <b>571,158,103</b> | <b>450,881,030</b> | <b>496,552,154</b> | <b>11,873,444,719</b>      | <b>14,087,400,301</b> | <b>14,661,921,828</b> | <b>17,291,269,898</b> |

**TABLE 4.4.2**

**COOPERATIVE SOCIETY  
OTHER SOURCES**

| STATE        | STATE AGRIC CREDIT SCHEME |                   |                   |                   | FED. DEPARTMENT OF AGRIC COOP |                   |                   |                   |
|--------------|---------------------------|-------------------|-------------------|-------------------|-------------------------------|-------------------|-------------------|-------------------|
|              | 1ST QTR                   | 2ND QTR           | 3RD QTR           | 4TH QTR           | 1ST QTR                       | 2ND QTR           | 3RD QTR           | 4TH QTR           |
| Abia         | 180,000                   | 180,000           | 180,000           | 180,000           | 62,600,000                    | 62,600,000        | 62,600,000        | 62,600,000        |
| Adamawa      | .                         | .                 | .                 | .                 | .                             | .                 | .                 | .                 |
| Akwa-Ibom    | .                         | .                 | .                 | .                 | .                             | .                 | .                 | .                 |
| Anambra      | .                         | .                 | .                 | .                 | .                             | .                 | .                 | .                 |
| Bauchi       | .                         | .                 | .                 | .                 | .                             | .                 | .                 | .                 |
| Bayesa       | .                         | .                 | .                 | .                 | .                             | .                 | .                 | .                 |
| Benue        | .                         | .                 | .                 | .                 | .                             | .                 | .                 | .                 |
| Borno        | .                         | .                 | .                 | .                 | .                             | .                 | .                 | .                 |
| Cross River  | .                         | .                 | .                 | .                 | .                             | .                 | .                 | .                 |
| Delta        | .                         | .                 | .                 | .                 | .                             | .                 | .                 | .                 |
| Ebonyi       | .                         | .                 | .                 | .                 | .                             | .                 | .                 | .                 |
| Edo          | .                         | .                 | .                 | .                 | .                             | .                 | .                 | .                 |
| Ekiti        | .                         | .                 | .                 | .                 | .                             | .                 | .                 | .                 |
| Enugu        | .                         | .                 | .                 | .                 | .                             | .                 | .                 | .                 |
| Gombe        | .                         | .                 | .                 | .                 | .                             | .                 | .                 | .                 |
| Imo          | .                         | .                 | .                 | .                 | .                             | .                 | .                 | .                 |
| Jigawa       | .                         | .                 | .                 | .                 | .                             | .                 | .                 | .                 |
| Kaduna       | 17,064,000                | 13,172,000        | 10,997,000        | 16,680,000        | .                             | .                 | .                 | .                 |
| Kano         | .                         | .                 | .                 | .                 | .                             | .                 | .                 | .                 |
| Katsina      | .                         | .                 | .                 | .                 | .                             | .                 | .                 | .                 |
| Kebbi        | .                         | .                 | .                 | .                 | .                             | .                 | .                 | .                 |
| Kogi         | .                         | .                 | .                 | .                 | .                             | .                 | .                 | .                 |
| Kwara        | .                         | .                 | .                 | .                 | .                             | .                 | .                 | .                 |
| Lagos        | .                         | .                 | .                 | .                 | .                             | .                 | .                 | .                 |
| Nasarawa     | 60,900,000                | 609,000           | 60,600            | 60,900,000        | .                             | .                 | .                 | .                 |
| Niger        | .                         | .                 | .                 | .                 | .                             | .                 | .                 | .                 |
| Ogun         | .                         | .                 | .                 | .                 | .                             | .                 | .                 | .                 |
| Ondo         | .                         | .                 | .                 | .                 | .                             | .                 | .                 | .                 |
| Osun         | .                         | .                 | .                 | .                 | .                             | .                 | .                 | .                 |
| Oyo          | .                         | .                 | .                 | .                 | .                             | .                 | .                 | .                 |
| Plateau      | .                         | .                 | .                 | .                 | .                             | .                 | .                 | .                 |
| Rivers       | .                         | .                 | .                 | .                 | .                             | .                 | .                 | .                 |
| Sokoto       | .                         | .                 | .                 | .                 | .                             | .                 | .                 | .                 |
| Taraba       | .                         | .                 | .                 | .                 | .                             | .                 | .                 | .                 |
| Yobe         | .                         | .                 | .                 | .                 | .                             | .                 | .                 | .                 |
| Zamfara      | .                         | .                 | .                 | .                 | .                             | .                 | .                 | .                 |
| FCT          | .                         | .                 | .                 | .                 | .                             | .                 | .                 | .                 |
| <b>TOTAL</b> | <b>78,144,000</b>         | <b>13,961,000</b> | <b>11,237,600</b> | <b>77,760,000</b> | <b>62,600,000</b>             | <b>62,600,000</b> | <b>62,600,000</b> | <b>62,600,000</b> |

**TABLE 4.4.2 (Contd)**

**COOPERATIVE SOCIETY  
OTHER SOURCES**

| STATE        | NACRDB            |                   |                   |                   | STATE COOP BANK/FINANCE AGENCIES |                     |                    |                    |
|--------------|-------------------|-------------------|-------------------|-------------------|----------------------------------|---------------------|--------------------|--------------------|
|              | 1ST QTR           | 2ND QTR           | 3RD QTR           | 4TH QTR           | 1ST QTR                          | 2 <sup>ND</sup> QTR | 3RD QTR            | 4TH QTR            |
| Abia         | 1,740,000         | 1,740,000         | 1,740,000         | 1,740,000         | 2,000,000                        | 2,000,000           | 2,000,000          | 2,000,000          |
| Adamawa      | .                 | .                 | .                 | .                 | .                                | .                   | .                  | .                  |
| Akwa-Ibom    | .                 | .                 | .                 | .                 | .                                | .                   | .                  | .                  |
| Anambra      | 800,000           | .                 | .                 | .                 | .                                | .                   | .                  | .                  |
| Bauchi       | .                 | .                 | .                 | .                 | .                                | .                   | .                  | .                  |
| Bayesa       | .                 | .                 | .                 | .                 | 300,000                          | 500,000             | 700,000            | .                  |
| Benue        | .                 | .                 | .                 | .                 | .                                | .                   | .                  | .                  |
| Borno        | .                 | .                 | .                 | .                 | .                                | .                   | .                  | .                  |
| Cross River  | .                 | .                 | .                 | .                 | .                                | .                   | .                  | .                  |
| Delta        | .                 | .                 | .                 | .                 | 45,110,210                       | 51,600,215          | 52,400,500         | 61,537,634         |
| Ebonyi       | .                 | .                 | .                 | .                 | .                                | .                   | .                  | .                  |
| Edo          | .                 | .                 | .                 | .                 | .                                | .                   | .                  | .                  |
| Ekiti        | .                 | .                 | .                 | .                 | .                                | .                   | .                  | .                  |
| Enugu        | .                 | .                 | .                 | .                 | .                                | .                   | .                  | .                  |
| Gombe        | .                 | .                 | .                 | 4,800,000         | .                                | .                   | .                  | 355,500,000        |
| Imo          | .                 | .                 | .                 | .                 | .                                | .                   | .                  | .                  |
| Jigawa       | .                 | .                 | .                 | .                 | .                                | .                   | .                  | .                  |
| Kaduna       | .                 | .                 | .                 | .                 | .                                | .                   | .                  | .                  |
| Kano         | .                 | .                 | .                 | .                 | .                                | .                   | .                  | 1,000,000          |
| Katsina      | .                 | .                 | .                 | .                 | .                                | .                   | .                  | .                  |
| Kebbi        | .                 | .                 | .                 | .                 | .                                | .                   | .                  | .                  |
| Kogi         | .                 | .                 | .                 | .                 | .                                | .                   | .                  | .                  |
| Kwara        | .                 | .                 | .                 | .                 | 70,000,000                       | 80,000,000          | 90,000,000         | 120,000,000        |
| Lagos        | .                 | .                 | .                 | .                 | .                                | .                   | .                  | .                  |
| Nasarawa     | 60,000,000        | 60,000,000        | 60,000,000        | 60,000,000        | .                                | .                   | .                  | .                  |
| Niger        | .                 | .                 | .                 | .                 | .                                | .                   | .                  | .                  |
| Ogun         | .                 | .                 | .                 | .                 | 7,550                            | 7,640               | 7,732              | 7,817              |
| Ondo         | 6,000,000         | 2,100,000         | .                 | .                 | .                                | 7,400,000           | .                  | .                  |
| Osun         | .                 | .                 | .                 | .                 | .                                | .                   | .                  | .                  |
| Oyo          | .                 | .                 | .                 | .                 | .                                | .                   | .                  | .                  |
| Plateau      | .                 | .                 | .                 | .                 | .                                | .                   | .                  | .                  |
| Rivers       | .                 | .                 | .                 | .                 | .                                | .                   | .                  | .                  |
| Sokoto       | .                 | .                 | .                 | .                 | .                                | .                   | .                  | .                  |
| Taraba       | 600,000           | 750,000           | 800,000           | 1,000,000         | .                                | .                   | .                  | .                  |
| Yobe         | 3,580,000         | 3,580,000         | .                 | .                 | .                                | .                   | .                  | .                  |
| Zamfara      | 5,000,000         | 7,000,000         | 7,000,000         | 7,000,000         | .                                | .                   | .                  | .                  |
| FCT          | .                 | .                 | .                 | .                 | .                                | .                   | .                  | .                  |
| <b>TOTAL</b> | <b>77,720,000</b> | <b>75,170,000</b> | <b>69,540,000</b> | <b>74,540,000</b> | <b>117,417,760</b>               | <b>141,507,855</b>  | <b>145,108,232</b> | <b>540,045,451</b> |

TABLE 4.4.2 (Contd)

**COOPERATIVE SOCIETY  
OTHER SOURCES**

| STATE        | DEPOSIT MONEY BANKS |                   |                   |                   | TOTAL              |                    |                    |                    |
|--------------|---------------------|-------------------|-------------------|-------------------|--------------------|--------------------|--------------------|--------------------|
|              | 1 <sup>ST</sup> QTR | 2ND QTR           | 3RD QTR           | 4TH QTR           | 1ST QTR            | 2ND QTR            | 3RD QTR            | 4TH QTR            |
| Abia         | .                   | .                 | .                 | .                 | 66,520,000         | 66,520,000         | 66,520,000         | 66,520,000         |
| Adamawa      | .                   | .                 | .                 | .                 | 0                  | 0                  | 0                  | 0                  |
| Akwa-Ibom    | .                   | .                 | .                 | .                 | 0                  | 0                  | 0                  | 0                  |
| Anambra      | .                   | .                 | .                 | .                 | 800,000            | 0                  | 0                  | 0                  |
| Bauchi       | .                   | .                 | .                 | .                 | 0                  | 0                  | 0                  | 0                  |
| Bayesa       | .                   | .                 | .                 | .                 | 300,000            | 500,000            | 700,000            | 0                  |
| Benue        | .                   | .                 | .                 | .                 | 0                  | 0                  | 0                  | 0                  |
| Borno        | .                   | .                 | .                 | .                 | 0                  | 0                  | 0                  | 0                  |
| Cross River  | 2,750,300           | 2,750,300         | 2,875,300         | 2,875,300         | 2,750,300          | 2,750,300          | 2,875,300          | 2,875,300          |
| Delta        | 29,500,100          | 30,200,115        | 31,200,750        | 32,615,000        | 74,610,310         | 81,800,330         | 83,601,250         | 94,152,634         |
| Ebonyi       | .                   | .                 | .                 | .                 | 0                  | 0                  | 0                  | 0                  |
| Edo          | .                   | .                 | .                 | .                 | 0                  | 0                  | 0                  | 0                  |
| Ekiti        | .                   | .                 | .                 | .                 | 0                  | 0                  | 0                  | 0                  |
| Enugu        | .                   | .                 | .                 | .                 | 0                  | 0                  | 0                  | 0                  |
| Gombe        | .                   | .                 | .                 | 3,500,000         | 0                  | 0                  | 0                  | 363,800,000        |
| Imo          | .                   | .                 | .                 | .                 | 0                  | 0                  | 0                  | 0                  |
| Jigawa       | 700                 | 700               | 700               | 700               | 700                | 700                | 700                | 700                |
| Kaduna       | 10,020,824          | 15,632,113        | 12,789,450        | 16,111,125        | 27,084,824         | 28,804,113         | 23,786,450         | 32,791,125         |
| Kano         | .                   | .                 | .                 | .                 | 0                  | 0                  | 0                  | 1,000,000          |
| Katsina      | .                   | .                 | .                 | .                 | 0                  | 0                  | 0                  | 0                  |
| Kebbi        | .                   | .                 | .                 | .                 | 0                  | 0                  | 0                  | 0                  |
| Kogi         | .                   | .                 | .                 | .                 | 0                  | 0                  | 0                  | 0                  |
| Kwara        | .                   | .                 | .                 | .                 | 70,000,000         | 80,000,000         | 90,000,000         | 120,000,000        |
| Lagos        | .                   | .                 | .                 | .                 | 0                  | 0                  | 0                  | 0                  |
| Nasarawa     | .                   | .                 | .                 | .                 | 120,900,000        | 60,609,000         | 60,060,600         | 120,900,000        |
| Niger        | .                   | .                 | .                 | .                 | 0                  | 0                  | 0                  | 0                  |
| Ogun         | .                   | .                 | .                 | .                 | 7,550              | 7,640              | 7,732              | 7,817              |
| Ondo         | .                   | .                 | .                 | .                 | 6,000,000          | 9,500,000          | 0                  | 0                  |
| Osun         | .                   | .                 | .                 | .                 | 0                  | 0                  | 0                  | 0                  |
| Oyo          | .                   | .                 | .                 | .                 | 0                  | 0                  | 0                  | 0                  |
| Plateau      | .                   | .                 | .                 | .                 | 0                  | 0                  | 0                  | 0                  |
| Rivers       | .                   | .                 | .                 | .                 | 0                  | 0                  | 0                  | 0                  |
| Sokoto       | .                   | .                 | .                 | .                 | 0                  | 0                  | 0                  | 0                  |
| Taraba       | .                   | .                 | .                 | .                 | 600,000            | 750,000            | 800,000            | 1,000,000          |
| Yobe         | .                   | .                 | .                 | .                 | 3,580,000          | 3,580,000          | 0                  | 0                  |
| Zamfara      | .                   | .                 | .                 | .                 | 5,000,000          | 7,000,000          | 7,000,000          | 7,000,000          |
| FCT          | .                   | .                 | .                 | .                 | 0                  | 0                  | 0                  | 0                  |
| <b>TOTAL</b> | <b>42,271,924</b>   | <b>48,583,228</b> | <b>46,866,200</b> | <b>55,102,125</b> | <b>378,153,684</b> | <b>341,822,083</b> | <b>335,352,032</b> | <b>810,047,576</b> |



TABLE 4.4.3

**COOPERATIVE SOCIETY  
FUND UTILIZATION**

| STATE        | RECURRENT EXPENDITURE |                    |                    |                    | CAPITAL EXPENDITURE |                      |                      |                      |
|--------------|-----------------------|--------------------|--------------------|--------------------|---------------------|----------------------|----------------------|----------------------|
|              | 1ST QTR               | 2ND QTR            | 3RD QTR            | 4TH QTR            | 1ST QTR             | 2 <sup>ND</sup> QTR  | 3RD QTR              | 4TH QTR              |
| Abia         | 13,780,000            | 13,780,000         | 13,780,000         | 13,780,000         | 39,100,000          | 39,100,000           | 39,100,000           | 39,100,000           |
| Adamawa      | .                     | .                  | .                  | .                  | .                   | .                    | .                    | .                    |
| Akwa-Ibom    | 183,910,475           | 183,910,475        | 183,910,475        | 183,910,475        | 144,641,830         | 144,641,830          | 144,641,830          | 144,641,830          |
| Anambra      | 18,000,000            | .                  | .                  | .                  | 25,000,000          | .                    | .                    | .                    |
| Bauchi       | .                     | .                  | .                  | .                  | .                   | .                    | .                    | .                    |
| Bayesa       | .                     | .                  | .                  | .                  | .                   | .                    | .                    | .                    |
| Benue        | .                     | .                  | .                  | .                  | .                   | .                    | .                    | .                    |
| Borno        | .                     | .                  | .                  | .                  | .                   | .                    | .                    | .                    |
| Cross River  | .                     | .                  | .                  | .                  | .                   | .                    | .                    | .                    |
| Delta        | 26,315,250            | 31,520,100         | 36,515,300         | 67,200,510         | 612,370,180         | 975,800,415          | 920,300,400          | 170,045,050          |
| Ebonyi       | 8,361,069             | 8,361,069          | 8,361,069          | 8,361,069          | 7,139,829           | 7,139,829            | 7,139,829            | 7,139,829            |
| Edo          | .                     | .                  | .                  | .                  | .                   | .                    | .                    | .                    |
| Ekiti        | 225,000               | 225,000            | 223,000            | 273,000            | 19,000,000          | 14,000,000           | 19,000,000           | 25,000,000           |
| Enugu        | .                     | .                  | .                  | .                  | .                   | .                    | .                    | .                    |
| Gombe        | .                     | .                  | .                  | 6,075,560          | .                   | .                    | .                    | 2,225,780            |
| Imo          | .                     | .                  | .                  | .                  | .                   | .                    | .                    | .                    |
| Jigawa       | 312,500               | 312,500            | 312,500            | 312,500            | 1,825,000           | 1,825,000            | 1,825,000            | 1,825,000            |
| Kaduna       | 890,902               | 2,640,039          | 22,387             | 30,111,428         | 6,947,498           | 50,000,000           | 30,000,000           | 953,000,143          |
| Kano         | .                     | .                  | .                  | 2,000,000          | .                   | .                    | .                    | .                    |
| Katsina      | .                     | .                  | .                  | .                  | .                   | .                    | .                    | .                    |
| Kebbi        | .                     | .                  | .                  | .                  | .                   | .                    | .                    | .                    |
| Kogi         | .                     | .                  | .                  | .                  | .                   | .                    | .                    | .                    |
| Kwara        | .                     | .                  | .                  | .                  | .                   | .                    | .                    | .                    |
| Lagos        | .                     | .                  | .                  | .                  | .                   | .                    | .                    | .                    |
| Nasarawa     | 7,500,000             | 7,500,000          | 7,500,000          | 10,000,000         | 6,500,000           | 6,500,000            | 7,000,000            | 7,550,000            |
| Niger        | .                     | .                  | .                  | .                  | .                   | .                    | .                    | .                    |
| Ogun         | 210,761               | 222,661            | 233,561            | 245,461            | 136,547             | 144,147              | 151,197              | 158,697              |
| Ondo         | .                     | .                  | .                  | .                  | .                   | .                    | .                    | .                    |
| Osun         | .                     | .                  | .                  | .                  | .                   | .                    | .                    | .                    |
| Oyo          | .                     | .                  | .                  | .                  | .                   | .                    | .                    | .                    |
| Plateau      | .                     | .                  | .                  | .                  | .                   | .                    | .                    | .                    |
| Rivers       | .                     | .                  | .                  | .                  | .                   | .                    | .                    | .                    |
| Sokoto       | .                     | .                  | .                  | .                  | .                   | .                    | .                    | .                    |
| Taraba       | .                     | .                  | .                  | .                  | .                   | .                    | .                    | .                    |
| Yobe         | 1,400,000             | 1,400,000          | .                  | .                  | 700,000             | 700,000              | .                    | .                    |
| Zamfara      | .                     | .                  | .                  | .                  | .                   | .                    | .                    | .                    |
| FCT          | .                     | .                  | .                  | .                  | .                   | .                    | .                    | .                    |
| <b>TOTAL</b> | <b>260,905,957</b>    | <b>249,871,844</b> | <b>250,858,292</b> | <b>322,270,003</b> | <b>863,360,884</b>  | <b>1,239,851,221</b> | <b>1,169,158,256</b> | <b>1,350,686,329</b> |

**TABLE 4.4.3 (Contd)**

**COOPERATIVE SOCIETY  
FUND UTILIZATION**

| STATE        | CREDIT TO MEMBERS    |                      |                       |                       | INPUT SUPPLIES      |                    |                  |                    |
|--------------|----------------------|----------------------|-----------------------|-----------------------|---------------------|--------------------|------------------|--------------------|
|              | 1 <sup>ST</sup> QTR  | 2ND QTR              | 3RD QTR               | 4TH QTR               | 1 <sup>ST</sup> QTR | 2ND QTR            | 3RD QTR          | 4TH QTR            |
| Abia         | 40,100,000           | 4,500,000            | 4,500,000             | 4,500,000             | 4,100,000           | 4,100,000          | 4,100,000        | 4,100,000          |
| Adamawa      | .                    | .                    | .                     | .                     | .                   | .                  | .                | .                  |
| Akwa-Ibom    | .                    | .                    | .                     | .                     | .                   | .                  | .                | .                  |
| Anambra      | 4,000,000            | .                    | .                     | .                     | .                   | .                  | .                | .                  |
| Bauchi       | .                    | .                    | .                     | .                     | .                   | .                  | .                | .                  |
| Bayesa       | 11,700,000           | 12,800,000           | 13,000,000            | 13,500,000            | .                   | .                  | .                | .                  |
| Benue        | .                    | .                    | .                     | .                     | .                   | .                  | .                | .                  |
| Borno        | .                    | .                    | 1,750,000             | 2,000,000             | .                   | .                  | .                | .                  |
| Cross River  | 25,180,250           | 25,180,250           | 25,305,250            | 25,305,250            | .                   | .                  | .                | .                  |
| Delta        | 611,521,520          | 652,030,011          | 671,040,020           | 701,263,011           | .                   | .                  | .                | .                  |
| Ebonyi       | 9,582,309            | 9,582,309            | 9,582,309             | 9,582,309             | 2,116,574           | 2,116,574          | 2,116,574        | 2,116,574          |
| Edo          | .                    | .                    | .                     | .                     | .                   | .                  | .                | .                  |
| Ekiti        | 65,000,000           | 70,000,000           | 85,000,000            | 100,000,000           | .                   | .                  | .                | .                  |
| Enugu        | 253,500              | 14,300               | 66,454                | 67,544                | 2,000               | 2,090              | 3,020            | 3,295              |
| Gombe        | .                    | .                    | .                     | 385,500,000           | .                   | .                  | .                | 2,342,130          |
| Imo          | 1,500,000            | 1,500,000            | 1,500,000             | 1,500,000             | .                   | .                  | .                | .                  |
| Jigawa       | 1,437,500            | 1,437,500            | 1,437,500             | 1,437,500             | 2,800,000           | 2,800,000          | 2,800,000        | 2,800,000          |
| Kaduna       | 32,497,954           | 34,824,514           | 35,428,676            | 33,497,956            | .                   | .                  | .                | .                  |
| Kano         | .                    | .                    | .                     | 12,647,370            | .                   | .                  | .                | 212,000,000        |
| Katsina      | .                    | .                    | .                     | .                     | .                   | .                  | .                | .                  |
| Kebbi        | .                    | .                    | .                     | .                     | .                   | .                  | .                | .                  |
| Kogi         | .                    | .                    | .                     | .                     | .                   | .                  | .                | .                  |
| Kwara        | 7,000,000,000        | 8,000,000,000        | 9,000,000,000         | 12,000,000,000        | .                   | .                  | .                | .                  |
| Lagos        | .                    | .                    | .                     | .                     | .                   | .                  | .                | .                  |
| Nasarawa     | 154,300,000          | 154,300,000          | 155,200,000           | 160,000,000           | .                   | .                  | .                | .                  |
| Niger        | .                    | .                    | .                     | .                     | .                   | .                  | .                | .                  |
| Ogun         | 1,102,206            | 1,189,426            | 1,276,526             | 1,363,026             | 128,959             | 136,259            | 143,659          | 150,979            |
| Ondo         | 100,000,000          | .                    | 203,000,000           | .                     | 260,000,000         | .                  | .                | .                  |
| Osun         | .                    | .                    | .                     | .                     | .                   | .                  | .                | .                  |
| Oyo          | .                    | .                    | .                     | 129,820,356           | .                   | .                  | .                | .                  |
| Plateau      | .                    | .                    | .                     | .                     | .                   | .                  | .                | .                  |
| Rivers       | .                    | .                    | .                     | .                     | .                   | .                  | .                | .                  |
| Sokoto       | .                    | .                    | .                     | .                     | .                   | .                  | .                | .                  |
| Taraba       | 600,000              | 750,000              | 800,000               | 1,000,000             | .                   | 160,000,000        | .                | .                  |
| Yobe         | 1,700,000            | 1,700,000            | .                     | .                     | 100,369             | 100,369            | .                | .                  |
| Zamfara      | 27,000,000           | 31,000,000           | 31,000,000            | 31,000,000            | .                   | .                  | .                | .                  |
| FCT          | .                    | .                    | .                     | .                     | .                   | .                  | .                | .                  |
| <b>TOTAL</b> | <b>8,087,475,239</b> | <b>9,000,808,310</b> | <b>10,239,886,735</b> | <b>13,613,984,322</b> | <b>269,247,902</b>  | <b>169,255,292</b> | <b>9,163,253</b> | <b>223,512,978</b> |

**TABLE 4.4.4**

**COOPERATIVE SOCIETY  
INFORMATION AND COMMUNICATION TECHNOLOGY**

|   | <b>Percent</b> |
|---|----------------|
| Establishment owning internet facilities        | 4.3            |
| Establishment having website?                   | 4.2            |
| Do you place orders through the internet        | 4.2            |
| Establishment having intranets                  | 4.2            |
| Establishments having Local Area Networks (LAN) | 4.2            |

TABLE 4.4.5

**COOPERATIVE SOCIETY**  
**INFORMATION AND COMMUNICATION TECHNOLOGY**

| <b>STATE</b> | <b>Number of Computers in your Organisations</b> | <b>Number of Employees with access to Internet Facilities</b> | <b>Number of Employee using Personal Computers (PCs)</b> | <b>Amount spend on ICT during the year (Naira)</b> |
|--------------|--|---|--|--|
| Abia         | 0  | 0   | 0  | 0  |
| Adamawa      | 1  | 2   | 0  | 0  |
| Akwa-Ibom    | 8  | .   | 4  | 200,000  |
| Anambra      | 1  | 0   | 0  | 0  |
| Bauchi       | .  | .   | .  | .  |
| Bayesa       | 4  | 0   | 0  | 0  |
| Benue        | 1  | 0   | 0  | 0  |
| Borno        | 0  | 0   | 0  | 0  |
| Cross River  | .  | .   | .  | 0  |
| Delta        | 0  | 0   | 0  | 0  |
| Ebonyi       | 0  | 0   | 0  | 0  |
| Edo          | .  | .   | .  | .  |
| Ekiti        | 0  | 0   | 0  | 0  |
| Enugu        | 0  | 0   | 0  | 0  |
| Gombe        | 0  | 0   | 0  | 0  |
| Imo          | 0  | 0   | 0  | 0  |
| Jigawa       | .  | .   | 3  | 0  |
| Kaduna       | 2  | 2   | 2  | 0  |
| Kano         | 0  | 0   | 0  | 0  |
| Katsina      | .  | .   | .  | .  |
| Kebbi        | .  | .   | .  | .  |
| Kogi         | .  | .   | .  | 0  |
| Kwara        | 3  | 0   | 0  | 0  |
| Lagos        | .  | .   | .  | .  |
| Nasarawa     | 5  | 0   | 0  | 0  |
| Niger        | 0  | 0   | 0  | 0  |
| Ogun         | 3  | 4   | 4  | 0  |
| Ondo         | 0  | 0   | 0  | 0  |
| Osun         | .  | .   | .  | .  |
| Oyo          | 0  | 0   | 0  | 0  |
| Plateau      | 0  | 0   | 0  | 0  |
| Rivers       | 1  | 0   | 0  | 0  |
| Sokoto       | .  | .   | .  | .  |
| Taraba       | 0  | 0   | 0  | 0  |
| Yobe         | 1  | 0   | 0  | 0  |
| Zamfara      | 2  | 0   | 0  | 0  |
| FCT          | .  | .   | .  | .  |
| <b>TOTAL</b> | <b>32</b>  | <b>8</b>  | <b>13</b>  | <b>200,000</b>                                     |

TABLE 4.5.1

**HOUSING STATISTICS  
APPLICATION AND APPROVAL FOR BUILDING  
(Private Individuals)**

| STATE        | NUMBER OF APPLICATIONS |            |                     |            |                     |            |                     |            |              |              |               |
|--------------|------------------------|------------|---------------------|------------|---------------------|------------|---------------------|------------|--------------|--------------|---------------|
|              | 1 <sup>ST</sup> QTR    |            | 2 <sup>ND</sup> QTR |            | 3 <sup>RD</sup> QTR |            | 4 <sup>TH</sup> QTR |            | TOTAL (2006) |              |               |
|              | Male                   | Female     | Male                | Female     | Male                | Female     | Male                | Female     | Male         | Female       | Total         |
| Abia         | .                      | .          | .                   | .          | .                   | .          | .                   | .          | 0            | 0            | 0             |
| Adamawa      | 360                    | .          | 300                 | .          | 100                 | .          | 120                 | .          | 880          | 0            | 880           |
| Akwa-Ibom    | .                      | .          | .                   | .          | .                   | .          | .                   | .          | 0            | 0            | 0             |
| Anambra      | .                      | .          | .                   | .          | .                   | .          | .                   | .          | 0            | 0            | 0             |
| Bauchi       | 44                     | 7          | 78                  | 5          | 30                  | 3          | 20                  | 2          | 172          | 17           | 189           |
| Bayesa       | 16                     | 4          | 16                  | 1          | 11                  | 4          | 15                  | 5          | 58           | 14           | 72            |
| Benue        | 156                    | 20         | 205                 | 40         | 224                 | 36         | 140                 | 20         | 725          | 116          | 841           |
| Borno        | .                      | .          | .                   | .          | .                   | .          | .                   | .          | 0            | 0            | 0             |
| Cross River  | 164                    | 42         | 150                 | 26         | 177                 | 47         | 160                 | 47         | 651          | 162          | 813           |
| Delta        | .                      | .          | .                   | .          | .                   | .          | .                   | .          | 0            | 0            | 0             |
| Ebonyi       | .                      | .          | .                   | .          | .                   | .          | .                   | .          | 0            | 0            | 0             |
| Edo          | .                      | .          | .                   | .          | .                   | .          | .                   | .          | 0            | 0            | 0             |
| Ekiti        | 116                    | 48         | 116                 | 49         | 144                 | 65         | 87                  | 38         | 463          | 200          | 663           |
| Enugu        | 28                     | 4          | 55                  | 5          | 52                  | 4          | 26                  | 9          | 161          | 22           | 183           |
| Gombe        | 35                     | 10         | 73                  | 16         | 81                  | 5          | 86                  | 12         | 275          | 43           | 318           |
| Imo          | .                      | .          | .                   | .          | .                   | .          | .                   | .          | 0            | 0            | 0             |
| Jigawa       | .                      | .          | .                   | .          | .                   | .          | .                   | .          | 0            | 0            | 0             |
| Kaduna       | .                      | .          | .                   | .          | .                   | .          | 381                 | .          | 381          | 0            | 381           |
| Kano         | 950                    | 44         | 112                 | 71         | 137                 | 67         | 638                 | 90         | 1,837        | 272          | 2,109         |
| Katsina      | .                      | .          | .                   | .          | .                   | .          | .                   | .          | 0            | 0            | 0             |
| Kebbi        | .                      | .          | .                   | .          | .                   | .          | .                   | .          | 0            | 0            | 0             |
| Kogi         | .                      | .          | .                   | .          | .                   | .          | .                   | .          | 0            | 0            | 0             |
| Kwara        | 60                     | 21         | 28                  | 9          | 64                  | 12         | 35                  | 9          | 187          | 51           | 238           |
| Lagos        | 56                     | 12         | 22                  | 36         | 16                  | 11         | 13                  | 34         | 107          | 93           | 200           |
| Nasarawa     | 10                     | .          | 5                   | .          | 8                   | .          | 8                   | .          | 31           | 0            | 31            |
| Niger        | 68                     | 13         | 82                  | 9          | 70                  | 8          | 59                  | 11         | 279          | 41           | 320           |
| Ogun         | .                      | .          | .                   | .          | .                   | .          | .                   | .          | 0            | 0            | 0             |
| Ondo         | .                      | .          | .                   | .          | .                   | .          | .                   | .          | 0            | 0            | 0             |
| Osun         | 4                      | 1          | 3                   | .          | 1                   | .          | 6                   | .          | 14           | 1            | 15            |
| Oyo          | .                      | .          | .                   | .          | .                   | .          | .                   | .          | 0            | 0            | 0             |
| Plateau      | .                      | .          | .                   | .          | .                   | .          | .                   | .          | 0            | 0            | 0             |
| Rivers       | .                      | .          | .                   | .          | .                   | .          | .                   | .          | 0            | 0            | 0             |
| Sokoto       | 30                     | 20         | .                   | 10         | .                   | .          | 20                  | 10         | 50           | 40           | 90            |
| Taraba       | 104                    | 4          | 107                 | 5          | 95                  | 3          | 80                  | 6          | 386          | 18           | 404           |
| Yobe         | .                      | .          | .                   | .          | .                   | .          | .                   | .          | 0            | 0            | 0             |
| Zamfara      | 165                    | 414        | 875                 | 315        | 586                 | 102        | 116                 | 300        | 1,742        | 1,131        | 2,873         |
| FCT          | .                      | .          | .                   | .          | .                   | .          | .                   | .          | 0            | 0            | 0             |
| <b>TOTAL</b> | <b>2,366</b>           | <b>664</b> | <b>2,227</b>        | <b>597</b> | <b>1,796</b>        | <b>367</b> | <b>2,010</b>        | <b>593</b> | <b>8,399</b> | <b>2,221</b> | <b>10,620</b> |

TABLE 4.5.1 (Contd)

HOUSING STATISTICS  
APPLICATION AND APPROVAL FOR BUILDING  
(Private Individuals)

| STATE     | APPROVAL |     |         |     |         |     |                     |     |              |       |       | NUMBER STARTED |     |         |     |         |     |         |     |              |       |       |       |
|-----------|----------|-----|---------|-----|---------|-----|---------------------|-----|--------------|-------|-------|----------------|-----|---------|-----|---------|-----|---------|-----|--------------|-------|-------|-------|
|           | 1ST QTR  |     | 2ND QTR |     | 3RD QTR |     | 4 <sup>TH</sup> QTR |     | TOTAL (2006) |       |       | 1ST QTR        |     | 2ND QTR |     | 3RD QTR |     | 4TH QTR |     | TOTAL (2006) |       |       |       |
|           | M        | F   | M       | F   | M       | F   | M                   | F   | M            | F     | Total | M              | F   | M       | F   | M       | F   | M       | F   | M            | F     | Total |       |
| Abia      | .        | .   | .       | .   | .       | .   | .                   | .   | .            | 0     | 0     | 0              | .   | .       | .   | .       | .   | .       | .   | .            | 0     | 0     | 0     |
| Adamawa   | 262      | .   | 273     | .   | 61      | .   | 74                  | .   | .            | 670   | 0     | 670            | 260 | .       | 265 | .       | 50  | .       | 50  | .            | 625   | 0     | 625   |
| Akwa Ibom | .        | .   | .       | .   | .       | .   | .                   | .   | .            | 0     | 0     | 0              | .   | .       | .   | .       | .   | .       | .   | .            | 0     | 0     | 0     |
| Anambra   | .        | .   | .       | .   | .       | .   | .                   | .   | .            | 0     | 0     | 0              | .   | .       | .   | .       | .   | .       | .   | .            | 0     | 0     | 0     |
| Bauchi    | 39       | 6   | 55      | 3   | 17      | 3   | 15                  | 2   | .            | 126   | 14    | 140            | .   | .       | .   | .       | .   | .       | .   | .            | 0     | 0     | 0     |
| Bayesa    | .        | .   | .       | .   | .       | .   | 1                   | .   | .            | 1     | 0     | 1              | 16  | 4       | 16  | 1       | 11  | 4       | 15  | 5            | 58    | 14    | 72    |
| Benue     | 32       | 4   | 45      | 2   | 41      | 3   | 23                  | 6   | .            | 141   | 15    | 156            | .   | .       | .   | .       | .   | .       | .   | .            | 0     | 0     | 0     |
| Borno     | .        | .   | .       | .   | .       | .   | .                   | .   | .            | 0     | 0     | 0              | .   | .       | .   | .       | .   | .       | .   | .            | 0     | 0     | 0     |
| C/River   | 118      | 38  | 96      | 26  | 125     | 25  | 125                 | 33  | .            | 464   | 122   | 586            | .   | .       | .   | .       | .   | .       | .   | .            | 0     | 0     | 0     |
| Delta     | .        | .   | .       | .   | .       | .   | .                   | .   | .            | 0     | 0     | 0              | .   | .       | .   | .       | .   | .       | .   | .            | 0     | 0     | 0     |
| Ebonyi    | .        | .   | .       | .   | .       | .   | .                   | .   | .            | 0     | 0     | 0              | .   | .       | .   | .       | .   | .       | .   | .            | 0     | 0     | 0     |
| Edo       | .        | .   | .       | .   | .       | .   | .                   | .   | .            | 0     | 0     | 0              | .   | .       | .   | .       | .   | .       | .   | .            | 0     | 0     | 0     |
| Ekiti     | 11       | 5   | 10      | .   | 17      | 4   | 14                  | .   | .            | 52    | 9     | 61             | .   | .       | .   | .       | .   | .       | .   | .            | 0     | 0     | 0     |
| Enugu     | 9        | 2   | 7       | .   | 24      | 3   | 12                  | 5   | .            | 52    | 10    | 62             | 17  | 2       | 9   | 2       | 1   | .       | 18  | 3            | 45    | 7     | 52    |
| Gombe     | 40       | 2   | 50      | 4   | 46      | 8   | 42                  | 5   | .            | 178   | 19    | 197            | 40  | 2       | 50  | 4       | 46  | 8       | 42  | 5            | 178   | 19    | 197   |
| Imo       | .        | .   | .       | .   | .       | .   | .                   | .   | .            | 0     | 0     | 0              | .   | .       | .   | .       | .   | .       | .   | .            | 0     | 0     | 0     |
| Jigawa    | .        | .   | .       | .   | .       | .   | .                   | .   | .            | 0     | 0     | 0              | .   | .       | .   | .       | .   | .       | .   | .            | 0     | 0     | 0     |
| Kaduna    | .        | .   | .       | .   | .       | .   | 54                  | .   | .            | 54    | 0     | 54             | .   | .       | .   | .       | .   | .       | .   | .            | 0     | 0     | 0     |
| Kano      | .        | .   | .       | .   | 300     | 20  | 50                  | 8   | .            | 350   | 28    | 378            | .   | .       | .   | .       | 246 | 9       | 12  | 2            | 258   | 11    | 269   |
| Katsina   | .        | .   | .       | .   | .       | .   | .                   | .   | .            | 0     | 0     | 0              | .   | .       | .   | .       | .   | .       | .   | .            | 0     | 0     | 0     |
| Kebbi     | .        | .   | .       | .   | .       | .   | .                   | .   | .            | 0     | 0     | 0              | .   | .       | .   | .       | .   | .       | .   | .            | 0     | 0     | 0     |
| Kogi      | .        | .   | .       | .   | .       | .   | .                   | .   | .            | 0     | 0     | 0              | .   | .       | .   | .       | .   | .       | .   | .            | 0     | 0     | 0     |
| Kwara     | 46       | 21  | 21      | 5   | 23      | 5   | 26                  | 9   | .            | 116   | 40    | 156            | .   | .       | .   | .       | .   | .       | .   | .            | 0     | 0     | 0     |
| Lagos     | 53       | 9   | 20      | 27  | 16      | 9   | 9                   | 13  | .            | 98    | 58    | 156            | 53  | 9       | 13  | 20      | 8   | 4       | 6   | 6            | 80    | 39    | 119   |
| Nasarawa  | 1        | .   | 3       | .   | 3       | .   | 7                   | .   | .            | 14    | 0     | 14             | .   | .       | .   | .       | .   | .       | .   | .            | 0     | 0     | 0     |
| Niger     | 12       | 4   | 13      | .   | 10      | 3   | 16                  | 1   | .            | 51    | 8     | 59             | .   | .       | .   | .       | .   | .       | .   | .            | 0     | 0     | 0     |
| Ogun      | .        | .   | .       | .   | .       | .   | .                   | .   | .            | 0     | 0     | 0              | .   | .       | .   | .       | .   | .       | .   | .            | 0     | 0     | 0     |
| Ondo      | .        | .   | .       | .   | .       | .   | .                   | .   | .            | 0     | 0     | 0              | .   | .       | .   | .       | .   | .       | .   | .            | 0     | 0     | 0     |
| Osun      | 3        | .   | 2       | .   | 1       | .   | 5                   | .   | .            | 11    | 0     | 11             | .   | .       | .   | .       | .   | .       | .   | .            | 0     | 0     | 0     |
| Oyo       | .        | .   | .       | .   | .       | .   | .                   | .   | .            | 0     | 0     | 0              | .   | .       | .   | .       | .   | .       | .   | .            | 0     | 0     | 0     |
| Plateau   | .        | .   | .       | .   | .       | .   | .                   | .   | .            | 0     | 0     | 0              | .   | .       | .   | .       | .   | .       | .   | .            | 0     | 0     | 0     |
| Rivers    | .        | .   | .       | .   | .       | .   | .                   | .   | .            | 0     | 0     | 0              | .   | .       | .   | .       | .   | .       | .   | .            | 0     | 0     | 0     |
| Sokoto    | .        | .   | .       | .   | .       | .   | .                   | .   | .            | 0     | 0     | 0              | .   | .       | .   | .       | .   | .       | .   | .            | 0     | 0     | 0     |
| Taraba    | 104      | 4   | 107     | 5   | 95      | 3   | 80                  | 6   | .            | 386   | 18    | 404            | 104 | 4       | 107 | 5       | 95  | 3       | 80  | 6            | 386   | 18    | 404   |
| Yobe      | .        | .   | .       | .   | .       | .   | .                   | .   | .            | 0     | 0     | 0              | .   | .       | .   | .       | .   | .       | .   | .            | 0     | 0     | 0     |
| Zamfara   | 100      | 168 | 600     | 200 | 410     | 66  | 216                 | 12  | .            | 1,326 | 446   | 1,772          | 100 | 115     | 421 | 86      | 320 | 42      | 183 | 10           | 1,024 | 253   | 1,277 |
| FCT       | .        | .   | .       | .   | .       | .   | .                   | .   | .            | 0     | 0     | 0              | .   | .       | .   | .       | .   | .       | .   | .            | 0     | 0     | 0     |
| TOTAL     | 830      | 263 | 1,302   | 272 | 1,189   | 152 | 769                 | 100 | .            | 4,090 | 787   | 4,877          | 590 | 136     | 881 | 118     | 777 | 70      | 406 | 37           | 2,654 | 361   | 3,015 |

TABLE 4.5.2

**HOUSING STATISTICS  
APPLICATION AND APPROVAL FOR BUILDING  
(Corporate Bodies)**

| STATE        | NUMBER OF APPLICATIONS |                     |           |                     |            | APPROVAL  |           |           |           |            | NUMBER STARTED |           |           |          |           |
|--------------|------------------------|---------------------|-----------|---------------------|------------|-----------|-----------|-----------|-----------|------------|----------------|-----------|-----------|----------|-----------|
|              | 1ST QTR                | 2 <sup>ND</sup> QTR | 3RD QTR   | 4 <sup>TH</sup> QTR | TOTAL      | 1ST QTR   | 2ND QTR   | 3RD QTR   | 4TH QTR   | TOTAL      | 1ST QTR        | 2ND QTR   | 3RD QTR   | 4TH QTR  | TOTAL     |
| Abia         | .                      | .                   | .         | .                   | 0          | .         | .         | .         | .         | 0          | .              | .         | .         | .        | 0         |
| Adamawa      | 20                     | 10                  | 12        | 10                  | 52         | 18        | 8         | 9         | 8         | 43         | 8              | 4         | 5         | 6        | 23        |
| Akwa-Ibom    | .                      | .                   | .         | .                   | 0          | .         | .         | .         | .         | 0          | .              | .         | .         | .        | 0         |
| Anambra      | .                      | .                   | .         | .                   | 0          | .         | .         | .         | .         | 0          | .              | .         | .         | .        | 0         |
| Bauchi       | 1                      | 2                   | .         | 1                   | 4          | 1         | 2         | .         | 1         | 4          | .              | .         | .         | .        | 0         |
| Bayesa       | 5                      | 3                   | 1         | .                   | 9          | 2         | .         | .         | .         | 2          | 5              | 3         | 1         | .        | 9         |
| Benue        | 6                      | 8                   | 18        | 14                  | 46         | 3         | 5         | 5         | 6         | 19         | .              | .         | .         | .        | 0         |
| Borno        | .                      | .                   | .         | .                   | 0          | .         | .         | .         | .         | 0          | .              | .         | .         | .        | 0         |
| Cross River  | .                      | .                   | .         | .                   | 0          | .         | .         | .         | .         | 0          | .              | .         | .         | .        | 0         |
| Delta        | .                      | .                   | .         | .                   | 0          | .         | .         | .         | .         | 0          | .              | .         | .         | .        | 0         |
| Ebonyi       | .                      | .                   | .         | .                   | 0          | .         | .         | .         | .         | 0          | .              | .         | .         | .        | 0         |
| Edo          | .                      | .                   | .         | .                   | 0          | .         | .         | .         | .         | 0          | .              | .         | .         | .        | 0         |
| Ekiti        | 2                      | 1                   | 2         | .                   | 5          | 1         | .         | .         | .         | 1          | 1              | .         | .         | .        | 1         |
| Enugu        | .                      | .                   | .         | .                   | 0          | .         | .         | .         | .         | 0          | .              | .         | .         | .        | 0         |
| Gombe        | 11                     | 18                  | 21        | 6                   | 56         | .         | 4         | 7         | 1         | 12         | 1              | 4         | 7         | 1        | 13        |
| Imo          | .                      | .                   | .         | .                   | 0          | .         | .         | .         | .         | 0          | .              | .         | .         | .        | 0         |
| Jigawa       | .                      | .                   | .         | .                   | 0          | .         | .         | .         | .         | 0          | .              | .         | .         | .        | 0         |
| Kaduna       | .                      | .                   | .         | 21                  | 21         | .         | .         | .         | 3         | 3          | .              | .         | .         | .        | 0         |
| Kano         | .                      | .                   | .         | .                   | 0          | .         | .         | .         | .         | 0          | .              | .         | .         | .        | 0         |
| Katsina      | .                      | .                   | .         | .                   | 0          | .         | .         | .         | .         | 0          | .              | .         | .         | .        | 0         |
| Kebbi        | .                      | .                   | .         | .                   | 0          | .         | .         | .         | .         | 0          | .              | .         | .         | .        | 0         |
| Kogi         | .                      | .                   | .         | .                   | 0          | .         | .         | .         | .         | 0          | .              | .         | .         | .        | 0         |
| Kwara        | 2                      | .                   | .         | .                   | 2          | 1         | .         | .         | .         | 1          | .              | .         | .         | .        | 0         |
| Lagos        | .                      | .                   | .         | .                   | 0          | .         | .         | .         | .         | 0          | .              | .         | .         | .        | 0         |
| Nasarawa     | 2                      | 5                   | 2         | 4                   | 13         | .         | 4         | 2         | 4         | 10         | .              | .         | .         | .        | 0         |
| Niger        | 1                      | 1                   | .         | 1                   | 3          | 1         | 1         | .         | .         | 2          | .              | .         | .         | .        | 0         |
| Ogun         | .                      | .                   | .         | .                   | 0          | .         | .         | .         | .         | 0          | .              | .         | .         | .        | 0         |
| Ondo         | .                      | .                   | .         | .                   | 0          | .         | .         | .         | .         | 0          | .              | .         | .         | .        | 0         |
| Osun         | 1                      | 1                   | .         | 3                   | 5          | 1         | .         | 1         | 1         | 3          | .              | .         | .         | .        | 0         |
| Oyo          | .                      | .                   | .         | .                   | 0          | .         | .         | .         | .         | 0          | .              | .         | .         | .        | 0         |
| Plateau      | .                      | .                   | .         | .                   | 0          | .         | .         | .         | .         | 0          | .              | .         | .         | .        | 0         |
| Rivers       | .                      | .                   | .         | .                   | 0          | .         | .         | .         | .         | 0          | .              | .         | .         | .        | 0         |
| Sokoto       | .                      | .                   | .         | .                   | 0          | .         | .         | .         | .         | 0          | .              | .         | .         | .        | 0         |
| Taraba       | 3                      | 1                   | 3         | 1                   | 8          | 3         | 1         | 3         | 1         | 8          | 3              | 1         | 3         | 1        | 8         |
| Yobe         | .                      | .                   | .         | .                   | 0          | .         | .         | .         | .         | 0          | .              | .         | .         | .        | 0         |
| Zamfara      | 300                    | 16                  | .         | .                   | 316        | 10        | 5         | .         | .         | 15         | 6              | 5         | .         | .        | 11        |
| FCT          | .                      | .                   | .         | .                   | 0          | .         | .         | .         | .         | 0          | .              | .         | .         | .        | 0         |
| <b>TOTAL</b> | <b>354</b>             | <b>66</b>           | <b>59</b> | <b>61</b>           | <b>540</b> | <b>41</b> | <b>30</b> | <b>27</b> | <b>25</b> | <b>123</b> | <b>24</b>      | <b>17</b> | <b>16</b> | <b>8</b> | <b>65</b> |

TABLE 4.5.3

**HOUSING STATISTICS  
APPLICATION AND APPROVAL FOR BUILDING  
(Government)**

| STATE        | NUMBER OF APPLICATIONS |            |            |                     |              | APPROVAL   |            |            |            |              | NUMBER STARTED |            |            |            |            |
|--------------|------------------------|------------|------------|---------------------|--------------|------------|------------|------------|------------|--------------|----------------|------------|------------|------------|------------|
|              | 1ST QTR                | 2ND QTR    | 3RD QTR    | 4 <sup>TH</sup> QTR | TOTAL        | 1ST QTR    | 2ND QTR    | 3RD QTR    | 4TH QTR    | TOTAL        | 1ST QTR        | 2ND QTR    | 3RD QTR    | 4TH QTR    | TOTAL      |
| Abia         | .                      | .          | .          | .                   | 0            | .          | .          | .          | .          | 0            | .              | .          | .          | .          | 0          |
| Adamawa      | .                      | .          | .          | .                   | 0            | .          | .          | .          | .          | 0            | .              | .          | .          | .          | 0          |
| Akwa-Ibom    | .                      | .          | .          | .                   | 0            | .          | .          | .          | .          | 0            | .              | .          | .          | .          | 0          |
| Anambra      | .                      | .          | .          | .                   | 0            | .          | .          | .          | .          | 0            | .              | .          | .          | .          | 0          |
| Bauchi       | .                      | 1          | .          | .                   | 1            | .          | 1          | .          | .          | 1            | .              | .          | .          | .          | 0          |
| Bayesa       | .                      | .          | 1          | .                   | 1            | .          | .          | .          | .          | 0            | .              | .          | .          | .          | 0          |
| Benue        | .                      | .          | .          | .                   | 0            | .          | .          | .          | .          | 0            | .              | .          | .          | .          | 0          |
| Borno        | .                      | .          | .          | .                   | 0            | .          | .          | .          | .          | 0            | .              | .          | .          | .          | 0          |
| Cross River  | .                      | .          | .          | .                   | 0            | .          | .          | .          | .          | 0            | .              | .          | .          | .          | 0          |
| Delta        | .                      | .          | .          | .                   | 0            | .          | .          | .          | .          | 0            | .              | .          | .          | .          | 0          |
| Ebonyi       | .                      | .          | .          | .                   | 0            | .          | .          | .          | .          | 0            | .              | .          | .          | .          | 0          |
| Edo          | .                      | .          | .          | .                   | 0            | .          | .          | .          | .          | 0            | .              | .          | .          | .          | 0          |
| Ekiti        | .                      | .          | .          | .                   | 0            | .          | .          | .          | .          | 0            | .              | .          | .          | .          | 0          |
| Enugu        | .                      | .          | .          | .                   | 0            | .          | .          | .          | .          | 0            | .              | .          | .          | .          | 0          |
| Gombe        | .                      | .          | .          | .                   | 0            | .          | .          | .          | .          | 0            | .              | .          | .          | .          | 0          |
| Imo          | .                      | .          | .          | .                   | 0            | .          | .          | .          | .          | 0            | .              | .          | .          | .          | 0          |
| Jigawa       | 22                     | 38         | 30         | 84                  | 174          | 10         | 15         | 14         | 13         | 52           | 10             | 15         | 14         | 13         | 52         |
| Kaduna       | .                      | .          | .          | 2                   | 2            | .          | .          | .          | .          | 0            | .              | .          | .          | .          | 0          |
| Kano         | .                      | .          | .          | .                   | 0            | .          | .          | .          | .          | 0            | .              | .          | .          | .          | 0          |
| Katsina      | .                      | .          | .          | .                   | 0            | .          | .          | .          | .          | 0            | .              | .          | .          | .          | 0          |
| Kebbi        | .                      | .          | .          | .                   | 0            | .          | .          | .          | .          | 0            | .              | .          | .          | .          | 0          |
| Kogi         | .                      | .          | .          | .                   | 0            | .          | .          | .          | .          | 0            | .              | .          | .          | .          | 0          |
| Kwara        | .                      | .          | .          | .                   | 0            | .          | .          | .          | .          | 0            | .              | .          | .          | .          | 0          |
| Lagos        | 200                    | .          | .          | .                   | 200          | 200        | .          | .          | .          | 200          | 200            | .          | .          | .          | 200        |
| Nasarawa     | .                      | 2          | .          | .                   | 2            | .          | 1          | .          | .          | 1            | .              | .          | .          | .          | 0          |
| Niger        | 1                      | 1          | 5          | .                   | 7            | .          | .          | 4          | .          | 4            | .              | .          | 1          | .          | 1          |
| Ogun         | 23                     | 25         | 26         | 26                  | 100          | 23         | 25         | 26         | 26         | 100          | 20             | 20         | 22         | 24         | 86         |
| Ondo         | .                      | .          | .          | .                   | 0            | .          | .          | .          | .          | 0            | .              | .          | .          | .          | 0          |
| Osun         | .                      | 1          | 2          | 1                   | 4            | .          | .          | 2          | .          | 2            | .              | .          | .          | .          | 0          |
| Oyo          | .                      | .          | .          | .                   | 0            | .          | .          | .          | .          | 0            | .              | .          | .          | .          | 0          |
| Plateau      | .                      | .          | .          | .                   | 0            | .          | .          | .          | .          | 0            | .              | .          | .          | .          | 0          |
| Rivers       | .                      | .          | .          | .                   | 0            | .          | .          | .          | .          | 0            | .              | .          | .          | .          | 0          |
| Sokoto       | .                      | .          | .          | .                   | 0            | .          | .          | .          | .          | 0            | .              | .          | .          | .          | 0          |
| Taraba       | .                      | .          | .          | .                   | 0            | .          | .          | .          | .          | 0            | .              | .          | .          | .          | 0          |
| Yobe         | .                      | .          | .          | .                   | 0            | .          | .          | .          | .          | 0            | .              | .          | .          | .          | 0          |
| Zamfara      | 318                    | 411        | 205        | 300                 | 1,234        | 200        | 315        | 160        | 140        | 815          | 200            | 205        | 100        | 65         | 570        |
| FCT          | .                      | .          | .          | .                   | 0            | .          | .          | .          | .          | 0            | .              | .          | .          | .          | 0          |
| <b>TOTAL</b> | <b>564</b>             | <b>479</b> | <b>269</b> | <b>413</b>          | <b>1,725</b> | <b>433</b> | <b>357</b> | <b>206</b> | <b>179</b> | <b>1,175</b> | <b>430</b>     | <b>240</b> | <b>137</b> | <b>102</b> | <b>909</b> |



TABLE 4.5.4

**HOUSING STATISTICS  
APPLICATION AND APPROVAL FOR LAND ALLOCATION  
(NGO)**

| STATE        | NUMBER OF APPLICATIONS |            |            |            |              | APPROVAL  |           |           |           |              | NUMBER STARTED |           |           |           |              |
|--------------|------------------------|------------|------------|------------|--------------|-----------|-----------|-----------|-----------|--------------|----------------|-----------|-----------|-----------|--------------|
|              | 1ST QTR                | 2ND QTR    | 3RD QTR    | 4TH QTR    | TOTAL (2006) | 1ST QTR   | 2ND QTR   | 3RD QTR   | 4TH QTR   | TOTAL (2006) | 1ST QTR        | 2ND QTR   | 3RD QTR   | 4TH QTR   | TOTAL (2006) |
| Abia         | .                      | .          | .          | .          | 0            | .         | .         | .         | .         | 0            | .              | .         | .         | .         | 0            |
| Adamawa      | .                      | .          | .          | .          | 0            | .         | .         | .         | .         | 0            | .              | .         | .         | .         | 0            |
| Akwa-Ibom    | .                      | .          | .          | .          | 0            | .         | .         | .         | .         | 0            | .              | .         | .         | .         | 0            |
| Anambra      | .                      | .          | .          | .          | 0            | .         | .         | .         | .         | 0            | .              | .         | .         | .         | 0            |
| Bauchi       | .                      | 3          | 1          | .          | 4            | .         | 3         | 1         | .         | 4            | .              | .         | .         | .         | 0            |
| Bayesa       | .                      | .          | .          | .          | 0            | .         | .         | .         | .         | 0            | .              | .         | 1         | .         | 1            |
| Benue        | .                      | .          | .          | .          | 0            | .         | .         | .         | .         | 0            | .              | .         | .         | .         | 0            |
| Borno        | .                      | .          | .          | .          | 0            | .         | .         | .         | .         | 0            | .              | .         | .         | .         | 0            |
| Cross River  | .                      | .          | 1          | .          | 1            | .         | .         | 1         | .         | 1            | .              | .         | .         | .         | 0            |
| Delta        | .                      | .          | .          | .          | 0            | .         | .         | .         | .         | 0            | .              | .         | .         | .         | 0            |
| Ebonyi       | .                      | .          | .          | .          | 0            | .         | .         | .         | .         | 0            | .              | .         | .         | .         | 0            |
| Edo          | .                      | .          | .          | .          | 0            | .         | .         | .         | .         | 0            | .              | .         | .         | .         | 0            |
| Ekiti        | 2                      | 1          | 2          | .          | 5            | 1         | .         | .         | .         | 1            | 1              | .         | .         | .         | 1            |
| Enugu        | .                      | .          | .          | .          | 0            | .         | .         | .         | .         | 0            | .              | .         | .         | .         | 0            |
| Gombe        | .                      | .          | .          | .          | 0            | .         | .         | .         | .         | 0            | .              | .         | .         | .         | 0            |
| Imo          | .                      | .          | .          | .          | 0            | .         | .         | .         | .         | 0            | .              | .         | .         | .         | 0            |
| Jigawa       | .                      | .          | .          | .          | 0            | .         | .         | .         | .         | 0            | .              | .         | .         | .         | 0            |
| Kaduna       | .                      | .          | .          | 17         | 17           | .         | .         | .         | 2         | 2            | .              | .         | .         | .         | 0            |
| Kano         | .                      | .          | .          | .          | 0            | .         | .         | .         | .         | 0            | .              | .         | .         | .         | 0            |
| Katsina      | .                      | .          | .          | .          | 0            | .         | .         | .         | .         | 0            | .              | .         | .         | .         | 0            |
| Kebbi        | .                      | .          | .          | .          | 0            | .         | .         | .         | .         | 0            | .              | .         | .         | .         | 0            |
| Kogi         | .                      | .          | .          | .          | 0            | .         | .         | .         | .         | 0            | .              | .         | .         | .         | 0            |
| Kwara        | .                      | .          | .          | .          | 0            | .         | .         | .         | .         | 0            | .              | .         | .         | .         | 0            |
| Lagos        | .                      | .          | .          | .          | 0            | .         | .         | .         | .         | 0            | .              | .         | .         | .         | 0            |
| Nasarawa     | .                      | .          | 1          | .          | 1            | .         | .         | .         | .         | 0            | .              | .         | 1         | .         | 1            |
| Niger        | .                      | .          | 1          | .          | 1            | .         | .         | .         | .         | 0            | .              | .         | .         | .         | 0            |
| Ogun         | 25                     | 30         | 23         | 24         | 102          | 25        | 30        | 23        | 24        | 102          | 20             | 30        | 23        | 24        | 97           |
| Ondo         | .                      | .          | .          | .          | 0            | .         | .         | .         | .         | 0            | .              | .         | .         | .         | 0            |
| Osun         | .                      | .          | .          | .          | 0            | .         | .         | .         | .         | 0            | .              | .         | .         | .         | 0            |
| Oyo          | .                      | .          | .          | .          | 0            | .         | .         | .         | .         | 0            | .              | .         | .         | .         | 0            |
| Plateau      | .                      | .          | .          | .          | 0            | .         | .         | .         | .         | 0            | .              | .         | .         | .         | 0            |
| Rivers       | .                      | .          | .          | .          | 0            | .         | .         | .         | .         | 0            | .              | .         | .         | .         | 0            |
| Sokoto       | .                      | .          | .          | .          | 0            | .         | .         | .         | .         | 0            | .              | .         | .         | .         | 0            |
| Taraba       | .                      | .          | .          | .          | 0            | .         | .         | .         | .         | 0            | .              | .         | .         | .         | 0            |
| Yobe         | .                      | .          | .          | .          | 0            | .         | .         | .         | .         | 0            | .              | .         | .         | .         | 0            |
| Zamfara      | 116                    | 192        | 95         | 80         | 483          | 50        | 65        | 46        | 50        | 211          | 35             | 42        | 30        | 32        | 139          |
| FCT          | .                      | .          | .          | .          | 0            | .         | .         | .         | .         | 0            | .              | .         | .         | .         | 0            |
| <b>TOTAL</b> | <b>143</b>             | <b>226</b> | <b>124</b> | <b>121</b> | <b>614</b>   | <b>76</b> | <b>98</b> | <b>71</b> | <b>76</b> | <b>321</b>   | <b>56</b>      | <b>72</b> | <b>55</b> | <b>56</b> | <b>239</b>   |

TABLE 4.5.5

**HOUSING STATISTICS  
APPLICATION AND APPROVAL FOR LAND ALLOCATION  
(Residential)**

| STATE        | NUMBER OF APPLICATIONS |            |              |            |              |            |              |            |              |              |               |
|--------------|------------------------|------------|--------------|------------|--------------|------------|--------------|------------|--------------|--------------|---------------|
|              | 1ST QTR                |            | 2ND QTR      |            | 3RD QTR      |            | 4TH QTR      |            | TOTAL (2006) |              |               |
|              | Male                   | Female     | Male         | Female     | Male         | Female     | Male         | Female     | Male         | Female       | Total         |
| Abia         | .                      | .          | .            | .          | .            | .          | .            | .          | 0            | 0            | 0             |
| Adamawa      | 362                    | 140        | 400          | 96         | 407          | 100        | 207          | 60         | 1,376        | 396          | 1,772         |
| Akwa-Ibom    | .                      | .          | .            | .          | .            | .          | .            | .          | 0            | 0            | 0             |
| Anambra      | .                      | .          | .            | .          | .            | .          | .            | .          | 0            | 0            | 0             |
| Bauchi       | .                      | .          | .            | .          | .            | .          | .            | .          | 0            | 0            | 0             |
| Bayesa       | .                      | .          | .            | .          | .            | .          | .            | .          | 0            | 0            | 0             |
| Benue        | 150                    | 28         | 207          | 40         | 228          | 34         | 148          | 22         | 733          | 124          | 857           |
| Borno        | 49                     | 10         | 46           | 15         | 83           | 40         | 50           | 8          | 228          | 73           | 301           |
| Cross River  | 139                    | 36         | 717          | 155        | 757          | 188        | 461          | 115        | 2,074        | 494          | 2,568         |
| Delta        | .                      | .          | .            | .          | .            | .          | .            | .          | 0            | 0            | 0             |
| Ebonyi       | .                      | .          | .            | .          | .            | .          | .            | .          | 0            | 0            | 0             |
| Edo          | .                      | .          | .            | .          | .            | .          | .            | .          | 0            | 0            | 0             |
| Ekiti        | 89                     | 13         | 103          | 9          | 110          | 17         | 49           | 4          | 351          | 43           | 394           |
| Enugu        | 40                     | 20         | 38           | 10         | 42           | 12         | 25           | 8          | 145          | 50           | 195           |
| Gombe        | .                      | .          | .            | .          | .            | .          | .            | .          | 0            | 0            | 0             |
| Imo          | .                      | .          | .            | .          | .            | .          | .            | .          | 0            | 0            | 0             |
| Jigawa       | .                      | .          | .            | .          | .            | .          | .            | .          | 0            | 0            | 0             |
| Kaduna       | .                      | .          | .            | .          | .            | .          | .            | .          | 0            | 0            | 0             |
| Kano         | .                      | .          | .            | .          | .            | .          | .            | .          | 0            | 0            | 0             |
| Katsina      | 102                    | 10         | .            | .          | .            | .          | 25           | 6          | 127          | 16           | 143           |
| Kebbi        | .                      | .          | .            | .          | .            | .          | .            | .          | 0            | 0            | 0             |
| Kogi         | 200                    | 28         | 301          | 40         | 252          | 27         | 245          | 42         | 998          | 137          | 1,135         |
| Kwara        | 120                    | 25         | 132          | 35         | 101          | 20         | 140          | 30         | 493          | 110          | 603           |
| Lagos        | .                      | .          | .            | .          | .            | .          | .            | .          | 0            | 0            | 0             |
| Nasarawa     | 6                      | .          | 5            | .          | 4            | .          | 7            | .          | 22           | 0            | 22            |
| Niger        | 164                    | 19         | 239          | 31         | 333          | 62         | 195          | 40         | 931          | 152          | 1,083         |
| Ogun         | 31                     | 22         | 10           | 2          | 7            | 2          | 8            | 5          | 56           | 31           | 87            |
| Ondo         | .                      | .          | .            | .          | .            | .          | .            | .          | 0            | 0            | 0             |
| Osun         | .                      | .          | .            | .          | .            | .          | .            | .          | 0            | 0            | 0             |
| Oyo          | .                      | .          | .            | .          | .            | .          | .            | .          | 0            | 0            | 0             |
| Plateau      | .                      | .          | .            | .          | .            | .          | .            | .          | 0            | 0            | 0             |
| Rivers       | .                      | .          | .            | .          | .            | .          | .            | .          | 0            | 0            | 0             |
| Sokoto       | .                      | .          | .            | .          | .            | .          | .            | .          | 0            | 0            | 0             |
| Taraba       | 100                    | 4          | 102          | 5          | 90           | 3          | 71           | 6          | 363          | 18           | 381           |
| Yobe         | .                      | .          | .            | .          | .            | .          | .            | .          | 0            | 0            | 0             |
| Zamfara      | 700                    | 115        | 421          | 86         | 320          | 42         | 183          | 10         | 1,624        | 253          | 1,877         |
| FCT          | .                      | .          | .            | .          | .            | .          | .            | .          | 0            | 0            | 0             |
| <b>TOTAL</b> | <b>2,252</b>           | <b>470</b> | <b>2,721</b> | <b>524</b> | <b>2,734</b> | <b>547</b> | <b>1,814</b> | <b>356</b> | <b>9,521</b> | <b>1,897</b> | <b>11,418</b> |

TABLE 4.5.6

**HOUSING STATISTICS  
APPLICATION AND APPROVAL FOR LAND ALLOCATION  
(Commercial)**

| STATE        | NUMBER OF APPLICATIONS |           |            |           |            |           |                     |           |              |            |            |
|--------------|------------------------|-----------|------------|-----------|------------|-----------|---------------------|-----------|--------------|------------|------------|
|              | 1 <sup>ST</sup> QTR    |           | 2ND QTR    |           | 3RD QTR    |           | 4 <sup>TH</sup> QTR |           | TOTAL (2006) |            |            |
|              | Male                   | Female    | Male       | Female    | Male       | Female    | Male                | Female    | Male         | Female     | Total      |
| Abia         | .                      | .         | .          | .         | .          | .         | .                   | .         | 0            | 0          | 0          |
| Adamawa      | 3                      | .         | 4          | .         | 2          | .         | 3                   | .         | 12           | 0          | 12         |
| Akwa-Ibom    | .                      | .         | .          | .         | .          | .         | .                   | .         | 0            | 0          | 0          |
| Anambra      | .                      | .         | .          | .         | .          | .         | .                   | .         | 0            | 0          | 0          |
| Bauchi       | .                      | .         | .          | .         | .          | .         | .                   | .         | 0            | 0          | 0          |
| Bayesa       | .                      | .         | .          | .         | .          | .         | .                   | .         | 0            | 0          | 0          |
| Benue        | 10                     | .         | 15         | .         | 14         | .         | 9                   | .         | 48           | 0          | 48         |
| Borno        | 6                      | 2         | 13         | 2         | 7          | 3         | 5                   | 2         | 31           | 9          | 40         |
| Cross River  | 20                     | .         | 2          | .         | 56         | .         | 34                  | .         | 112          | 0          | 112        |
| Delta        | .                      | .         | .          | .         | .          | .         | .                   | .         | 0            | 0          | 0          |
| Ebonyi       | .                      | .         | .          | .         | .          | .         | .                   | .         | 0            | 0          | 0          |
| Edo          | .                      | .         | .          | .         | .          | .         | .                   | .         | 0            | 0          | 0          |
| Ekiti        | 2                      | .         | 1          | .         | 2          | .         | .                   | .         | 5            | 0          | 5          |
| Enugu        | 60                     | 30        | 110        | 20        | 80         | 30        | 98                  | 12        | 348          | 92         | 440        |
| Gombe        | .                      | .         | .          | .         | .          | .         | .                   | .         | 0            | 0          | 0          |
| Imo          | .                      | .         | .          | .         | .          | .         | .                   | .         | 0            | 0          | 0          |
| Jigawa       | .                      | .         | .          | .         | .          | .         | .                   | .         | 0            | 0          | 0          |
| Kaduna       | .                      | .         | .          | .         | .          | .         | .                   | .         | 0            | 0          | 0          |
| Kano         | .                      | .         | .          | .         | .          | .         | .                   | .         | 0            | 0          | 0          |
| Katsina      | .                      | .         | .          | .         | .          | .         | .                   | .         | 0            | 0          | 0          |
| Kebbi        | .                      | .         | .          | .         | .          | .         | .                   | .         | 0            | 0          | 0          |
| Kogi         | 29                     | 3         | 17         | 4         | 7          | 1         | 20                  | 2         | 73           | 10         | 83         |
| Kwara        | .                      | .         | .          | .         | .          | .         | .                   | .         | 0            | 0          | 0          |
| Lagos        | .                      | .         | .          | .         | .          | .         | .                   | .         | 0            | 0          | 0          |
| Nasarawa     | 4                      | .         | 8          | .         | 4          | .         | 3                   | .         | 19           | 0          | 19         |
| Niger        | 29                     | .         | 16         | 2         | 37         | .         | 32                  | .         | 114          | 2          | 116        |
| Ogun         | 2                      | .         | 1          | .         | 6          | .         | 1                   | .         | 10           | 0          | 10         |
| Ondo         | .                      | .         | .          | .         | .          | .         | .                   | .         | 0            | 0          | 0          |
| Osun         | .                      | .         | .          | .         | .          | .         | .                   | .         | 0            | 0          | 0          |
| Oyo          | .                      | .         | .          | .         | .          | .         | .                   | .         | 0            | 0          | 0          |
| Plateau      | .                      | .         | .          | .         | .          | .         | .                   | .         | 0            | 0          | 0          |
| Rivers       | .                      | .         | .          | .         | .          | .         | .                   | .         | 0            | 0          | 0          |
| Sokoto       | .                      | .         | .          | .         | .          | .         | .                   | .         | 0            | 0          | 0          |
| Taraba       | 4                      | .         | 5          | .         | 2          | .         | 3                   | .         | 14           | 0          | 14         |
| Yobe         | .                      | .         | .          | .         | .          | .         | .                   | .         | 0            | 0          | 0          |
| Zamfara      | .                      | .         | .          | .         | .          | .         | .                   | .         | 0            | 0          | 0          |
| FCT          | .                      | .         | .          | .         | .          | .         | .                   | .         | 0            | 0          | 0          |
| <b>TOTAL</b> | <b>169</b>             | <b>35</b> | <b>192</b> | <b>28</b> | <b>217</b> | <b>34</b> | <b>208</b>          | <b>16</b> | <b>786</b>   | <b>113</b> | <b>899</b> |

TABLE 4.5.6 (Contd)

**HOUSING STATISTICS  
APPLICATION AND APPROVAL FOR LAND ALLOCATION  
(Commercial)**

| STATE        | APPROVAL   |          |                     |          |            |          |            |          |              |           |            |
|--------------|------------|----------|---------------------|----------|------------|----------|------------|----------|--------------|-----------|------------|
|              | 1ST QTR    |          | 2 <sup>ND</sup> QTR |          | 3RD QTR    |          | 4TH QTR    |          | TOTAL (2006) |           |            |
|              | Male       | Female   | Male                | Female   | Male       | Female   | Male       | Female   | Male         | Female    | Total      |
| Abia         | .          | .        | .                   | .        | .          | .        | .          | .        | 0            | 0         | 0          |
| Adamawa      | .          | .        | .                   | .        | .          | .        | 12         | .        | 12           | 0         | 12         |
| Akwa-Ibom    | .          | .        | .                   | .        | .          | .        | .          | .        | 0            | 0         | 0          |
| Anambra      | .          | .        | .                   | .        | .          | .        | .          | .        | 0            | 0         | 0          |
| Bauchi       | .          | .        | .                   | .        | .          | .        | .          | .        | 0            | 0         | 0          |
| Bayesa       | .          | .        | .                   | .        | .          | .        | .          | .        | 0            | 0         | 0          |
| Benue        | 4          | .        | 6                   | .        | 5          | .        | 5          | .        | 20           | 0         | 20         |
| Borno        | 11         | 2        | 9                   | 4        | 12         | 5        | 10         | 1        | 42           | 12        | 54         |
| Cross River  | 20         | .        | 2                   | .        | 56         | .        | 34         | .        | 112          | 0         | 112        |
| Delta        | .          | .        | .                   | .        | .          | .        | .          | .        | 0            | 0         | 0          |
| Ebonyi       | .          | .        | .                   | .        | .          | .        | .          | .        | 0            | 0         | 0          |
| Edo          | .          | .        | .                   | .        | .          | .        | .          | .        | 0            | 0         | 0          |
| Ekiti        | 1          | .        | .                   | .        | .          | .        | .          | .        | 1            | 0         | 1          |
| Enugu        | 70         | 5        | 75                  | .        | 85         | 2        | 60         | 3        | 290          | 10        | 300        |
| Gombe        | .          | .        | .                   | .        | .          | .        | .          | .        | 0            | 0         | 0          |
| Imo          | .          | .        | .                   | .        | .          | .        | .          | .        | 0            | 0         | 0          |
| Jigawa       | .          | .        | .                   | .        | .          | .        | .          | .        | 0            | 0         | 0          |
| Kaduna       | .          | .        | .                   | .        | .          | .        | .          | .        | 0            | 0         | 0          |
| Kano         | .          | .        | .                   | .        | .          | .        | .          | .        | 0            | 0         | 0          |
| Katsina      | .          | .        | .                   | .        | .          | .        | .          | .        | 0            | 0         | 0          |
| Kebbi        | .          | .        | .                   | .        | .          | .        | .          | .        | 0            | 0         | 0          |
| Kogi         | 11         | 1        | 7                   | 2        | 4          | 1        | 9          | 1        | 31           | 5         | 36         |
| Kwara        | .          | .        | .                   | .        | .          | .        | .          | .        | 0            | 0         | 0          |
| Lagos        | .          | .        | .                   | .        | .          | .        | .          | .        | 0            | 0         | 0          |
| Nasarawa     | .          | .        | 3                   | .        | 2          | .        | 3          | .        | 8            | 0         | 8          |
| Niger        | 27         | .        | 16                  | 2        | 37         | .        | 30         | .        | 110          | 2         | 112        |
| Ogun         | 2          | .        | 1                   | .        | 6          | .        | 1          | .        | 10           | 0         | 10         |
| Ondo         | .          | .        | .                   | .        | .          | .        | .          | .        | 0            | 0         | 0          |
| Osun         | .          | .        | .                   | .        | .          | .        | .          | .        | 0            | 0         | 0          |
| Oyo          | .          | .        | .                   | .        | .          | .        | .          | .        | 0            | 0         | 0          |
| Plateau      | .          | .        | .                   | .        | .          | .        | .          | .        | 0            | 0         | 0          |
| Rivers       | .          | .        | .                   | .        | .          | .        | .          | .        | 0            | 0         | 0          |
| Sokoto       | .          | .        | .                   | .        | .          | .        | .          | .        | 0            | 0         | 0          |
| Taraba       | 4          | .        | 5                   | .        | 2          | .        | 3          | .        | 14           | 0         | 14         |
| Yobe         | .          | .        | .                   | .        | .          | .        | .          | .        | 0            | 0         | 0          |
| Zamfara      | .          | .        | .                   | .        | .          | .        | .          | .        | 0            | 0         | 0          |
| FCT          | .          | .        | .                   | .        | .          | .        | .          | .        | 0            | 0         | 0          |
| <b>TOTAL</b> | <b>150</b> | <b>8</b> | <b>124</b>          | <b>8</b> | <b>209</b> | <b>8</b> | <b>167</b> | <b>5</b> | <b>650</b>   | <b>29</b> | <b>679</b> |

TABLE 4.5.7

**HOUSING STATISTICS**  
**APPLICATION AND APPROVAL FOR LAND ALLOCATION**  
**(Industrial)**

| STATE        | NUMBER OF APPLICATIONS |           |                     |           |            | APPROVAL  |           |           |           |           |
|--------------|------------------------|-----------|---------------------|-----------|------------|-----------|-----------|-----------|-----------|-----------|
|              | 1ST QTR                | 2ND QTR   | 3 <sup>RD</sup> QTR | 4TH QTR   | TOTAL      | 1ST QTR   | 2ND QTR   | 3RD QTR   | 4TH QTR   | TOTAL     |
| Abia         | .                      | .         | .                   | .         | 0          | .         | .         | .         | .         | 0         |
| Adamawa      | 9                      | 1         | 1                   | 1         | 12         | .         | .         | .         | .         | 0         |
| Akwa-Ibom    | .                      | .         | .                   | .         | 0          | .         | .         | .         | .         | 0         |
| Anambra      | .                      | .         | .                   | .         | 0          | .         | .         | .         | .         | 0         |
| Bauchi       | .                      | .         | .                   | .         | 0          | .         | .         | .         | .         | 0         |
| Bayesa       | .                      | .         | .                   | .         | 0          | .         | .         | .         | .         | 0         |
| Benue        | .                      | .         | 1                   | .         | 1          | .         | .         | 1         | .         | 1         |
| Borno        | .                      | .         | 1                   | .         | 1          | 2         | .         | 1         | 2         | 5         |
| Cross River  | 3                      | 4         | .                   | .         | 7          | 3         | 4         | .         | .         | 7         |
| Delta        | .                      | .         | .                   | .         | 0          | .         | .         | .         | .         | 0         |
| Ebonyi       | .                      | .         | .                   | .         | 0          | .         | .         | .         | .         | 0         |
| Edo          | .                      | .         | .                   | .         | 0          | .         | .         | .         | .         | 0         |
| Ekiti        | 2                      | .         | 2                   | .         | 4          | 2         | 1         | 1         | .         | 4         |
| Enugu        | 20                     | 30        | 15                  | 20        | 85         | 5         | 5         | 5         | 5         | 20        |
| Gombe        | .                      | .         | .                   | .         | 0          | .         | .         | .         | .         | 0         |
| Imo          | .                      | .         | .                   | .         | 0          | .         | .         | .         | .         | 0         |
| Jigawa       | .                      | .         | .                   | .         | 0          | .         | .         | .         | .         | 0         |
| Kaduna       | .                      | .         | .                   | .         | 0          | .         | .         | .         | .         | 0         |
| Kano         | .                      | .         | .                   | .         | 0          | .         | .         | .         | .         | 0         |
| Katsina      | .                      | .         | .                   | .         | 0          | .         | .         | .         | .         | 0         |
| Kebbi        | .                      | .         | .                   | .         | 0          | .         | .         | .         | .         | 0         |
| Kogi         | 4                      | 2         | 2                   | 3         | 11         | 1         | 1         | 1         | 2         | 5         |
| Kwara        | .                      | .         | .                   | .         | 0          | .         | .         | .         | .         | 0         |
| Lagos        | .                      | .         | .                   | .         | 0          | .         | .         | .         | .         | 0         |
| Nasarawa     | .                      | .         | .                   | 1         | 1          | .         | .         | .         | 1         | 1         |
| Niger        | .                      | 1         | 2                   | .         | 3          | .         | 1         | 2         | .         | 3         |
| Ogun         | .                      | .         | .                   | .         | 0          | .         | .         | .         | .         | 0         |
| Ondo         | .                      | .         | .                   | .         | 0          | .         | .         | .         | .         | 0         |
| Osun         | .                      | .         | .                   | .         | 0          | .         | .         | .         | .         | 0         |
| Oyo          | .                      | .         | .                   | .         | 0          | .         | .         | .         | .         | 0         |
| Plateau      | .                      | .         | .                   | .         | 0          | .         | .         | .         | .         | 0         |
| Rivers       | .                      | .         | .                   | .         | 0          | .         | .         | .         | .         | 0         |
| Sokoto       | .                      | .         | .                   | .         | 0          | .         | .         | .         | .         | 0         |
| Taraba       | 1                      | 1         | .                   | .         | 2          | 1         | 1         | .         | .         | 2         |
| Yobe         | .                      | .         | .                   | .         | 0          | .         | .         | .         | .         | 0         |
| Zamfara      | 16                     | 10        | 9                   | 6         | 41         | 6         | 4         | 5         | 4         | 19        |
| FCT          | .                      | .         | .                   | .         | 0          | .         | .         | .         | .         | 0         |
| <b>TOTAL</b> | <b>55</b>              | <b>49</b> | <b>33</b>           | <b>31</b> | <b>168</b> | <b>20</b> | <b>17</b> | <b>16</b> | <b>14</b> | <b>67</b> |

TABLE 4.5.7 (Contd)

**HOUSING STATISTICS**  
**APPLICATION AND APPROVAL FOR LAND ALLOCATION**  
**(Other Purposes)**

| STATE        | NUMBER OF APPLICATIONS |           |            |           |            |           |            |           |              |            |            |
|--------------|------------------------|-----------|------------|-----------|------------|-----------|------------|-----------|--------------|------------|------------|
|              | 1 <sup>ST</sup> QTR    |           | 2ND QTR    |           | 3RD QTR    |           | 4TH QTR    |           | TOTAL (2006) |            |            |
|              | Male                   | Female    | Male       | Female    | Male       | Female    | Male       | Female    | Male         | Female     | Total      |
| Abia         | .                      | .         | .          | .         | .          | .         | .          | .         | 0            | 0          | 0          |
| Adamawa      | 6                      | .         | 18         | .         | 19         | .         | 8          | .         | 51           | 0          | 51         |
| Akwa-Ibom    | .                      | .         | .          | .         | .          | .         | .          | .         | 0            | 0          | 0          |
| Anambra      | .                      | .         | .          | .         | .          | .         | .          | .         | 0            | 0          | 0          |
| Bauchi       | .                      | .         | .          | .         | .          | .         | .          | .         | 0            | 0          | 0          |
| Bayesa       | .                      | .         | .          | .         | .          | .         | .          | .         | 0            | 0          | 0          |
| Benue        | .                      | .         | .          | .         | .          | .         | .          | .         | 0            | 0          | 0          |
| Borno        | .                      | .         | 2          | .         | 2          | 1         | 2          | 1         | 6            | 2          | 8          |
| Cross River  | 2                      | .         | .          | .         | .          | .         | .          | .         | 2            | 0          | 2          |
| Delta        | .                      | .         | .          | .         | .          | .         | .          | .         | 0            | 0          | 0          |
| Ebonyi       | .                      | .         | .          | .         | .          | .         | .          | .         | 0            | 0          | 0          |
| Edo          | .                      | .         | .          | .         | .          | .         | .          | .         | 0            | 0          | 0          |
| Ekiti        | 116                    | 48        | 116        | 49        | 144        | 65        | 87         | 38        | 463          | 200        | 663        |
| Enugu        | .                      | .         | .          | .         | .          | .         | .          | .         | 0            | 0          | 0          |
| Gombe        | .                      | .         | .          | .         | .          | .         | .          | .         | 0            | 0          | 0          |
| Imo          | .                      | .         | .          | .         | .          | .         | .          | .         | 0            | 0          | 0          |
| Jigawa       | .                      | .         | .          | .         | .          | .         | .          | .         | 0            | 0          | 0          |
| Kaduna       | .                      | .         | .          | .         | .          | .         | .          | .         | 0            | 0          | 0          |
| Kano         | .                      | .         | .          | .         | .          | .         | .          | .         | 0            | 0          | 0          |
| Katsina      | .                      | .         | .          | .         | .          | .         | .          | .         | 0            | 0          | 0          |
| Kebbi        | .                      | .         | .          | .         | .          | .         | .          | .         | 0            | 0          | 0          |
| Kogi         | .                      | .         | .          | .         | .          | .         | .          | .         | 0            | 0          | 0          |
| Kwara        | .                      | .         | .          | .         | .          | .         | .          | .         | 0            | 0          | 0          |
| Lagos        | .                      | .         | .          | .         | .          | .         | .          | .         | 0            | 0          | 0          |
| Nasarawa     | 2                      | .         | 2          | .         | 2          | 1         | .          | .         | 6            | 1          | 7          |
| Niger        | 10                     | 2         | 8          | 1         | 10         | 3         | 6          | 2         | 34           | 8          | 42         |
| Ogun         | .                      | .         | .          | .         | .          | .         | .          | .         | 0            | 0          | 0          |
| Ondo         | .                      | .         | .          | .         | .          | .         | .          | .         | 0            | 0          | 0          |
| Osun         | .                      | .         | .          | .         | .          | .         | .          | .         | 0            | 0          | 0          |
| Oyo          | .                      | .         | .          | .         | .          | .         | .          | .         | 0            | 0          | 0          |
| Plateau      | .                      | .         | .          | .         | .          | .         | .          | .         | 0            | 0          | 0          |
| Rivers       | .                      | .         | .          | .         | .          | .         | .          | .         | 0            | 0          | 0          |
| Sokoto       | .                      | .         | .          | .         | .          | .         | .          | .         | 0            | 0          | 0          |
| Taraba       | .                      | .         | .          | .         | .          | .         | .          | .         | 0            | 0          | 0          |
| Yobe         | .                      | .         | .          | .         | .          | .         | .          | .         | 0            | 0          | 0          |
| Zamfara      | .                      | .         | .          | .         | .          | .         | .          | .         | 0            | 0          | 0          |
| FCT          | .                      | .         | .          | .         | .          | .         | .          | .         | 0            | 0          | 0          |
| <b>TOTAL</b> | <b>136</b>             | <b>50</b> | <b>146</b> | <b>50</b> | <b>177</b> | <b>70</b> | <b>103</b> | <b>41</b> | <b>562</b>   | <b>211</b> | <b>773</b> |

TABLE 4.5.7 (Contd)

**HOUSING STATISTICS**  
**APPLICATION AND APPROVAL FOR LAND ALLOCATION**  
**(Other Purposes)**

| STATE        | APPROVAL   |           |           |           |            |           |           |           |              |            |            |
|--------------|------------|-----------|-----------|-----------|------------|-----------|-----------|-----------|--------------|------------|------------|
|              | 1ST QTR    |           | 2ND QTR   |           | 3RD QTR    |           | 4TH QTR   |           | TOTAL (2006) |            |            |
|              | Male       | Female    | Male      | Female    | Male       | Female    | Male      | Female    | Male         | Female     | Total      |
| Abia         | .          | .         | .         | .         | .          | .         | .         | .         | 0            | 0          | 0          |
| Adamawa      | .          | .         | .         | .         | .          | .         | .         | .         | 0            | 0          | 0          |
| Akwa-Ibom    | .          | .         | .         | .         | .          | .         | .         | .         | 0            | 0          | 0          |
| Anambra      | .          | .         | .         | .         | .          | .         | .         | .         | 0            | 0          | 0          |
| Bauchi       | .          | .         | .         | .         | .          | .         | .         | .         | 0            | 0          | 0          |
| Bayesa       | .          | .         | .         | .         | .          | .         | .         | .         | 0            | 0          | 0          |
| Benue        | .          | .         | .         | .         | .          | .         | .         | .         | 0            | 0          | 0          |
| Borno        | 5          | 1         | 3         | 1         | 5          | 1         | 2         | 2         | 15           | 5          | 20         |
| Cross River  | 2          | .         | .         | .         | .          | .         | .         | .         | 2            | 0          | 2          |
| Delta        | .          | .         | .         | .         | .          | .         | .         | .         | 0            | 0          | 0          |
| Ebonyi       | .          | .         | .         | .         | .          | .         | .         | .         | 0            | 0          | 0          |
| Edo          | .          | .         | .         | .         | .          | .         | .         | .         | 0            | 0          | 0          |
| Ekiti        | 86         | 39        | 74        | 34        | 119        | 51        | 72        | 27        | 351          | 151        | 502        |
| Enugu        | .          | .         | .         | .         | .          | .         | .         | .         | 0            | 0          | 0          |
| Gombe        | .          | .         | .         | .         | .          | .         | .         | .         | 0            | 0          | 0          |
| Imo          | .          | .         | .         | .         | .          | .         | .         | .         | 0            | 0          | 0          |
| Jigawa       | .          | .         | .         | .         | .          | .         | .         | .         | 0            | 0          | 0          |
| Kaduna       | .          | .         | .         | .         | .          | .         | .         | .         | 0            | 0          | 0          |
| Kano         | .          | .         | .         | .         | .          | .         | .         | .         | 0            | 0          | 0          |
| Katsina      | .          | .         | .         | .         | .          | .         | .         | .         | 0            | 0          | 0          |
| Kebbi        | .          | .         | .         | .         | .          | .         | .         | .         | 0            | 0          | 0          |
| Kogi         | .          | .         | .         | .         | .          | .         | .         | .         | 0            | 0          | 0          |
| Kwara        | .          | .         | .         | .         | .          | .         | .         | .         | 0            | 0          | 0          |
| Lagos        | .          | .         | .         | .         | .          | .         | .         | .         | 0            | 0          | 0          |
| Nasarawa     | .          | .         | 3         | .         | .          | .         | .         | .         | 3            | 0          | 3          |
| Niger        | 10         | 2         | 8         | 1         | 10         | 3         | 6         | 2         | 34           | 8          | 42         |
| Ogun         | .          | .         | .         | .         | .          | .         | .         | .         | 0            | 0          | 0          |
| Ondo         | .          | .         | .         | .         | .          | .         | .         | .         | 0            | 0          | 0          |
| Osun         | .          | .         | .         | .         | .          | .         | .         | .         | 0            | 0          | 0          |
| Oyo          | .          | .         | .         | .         | .          | .         | .         | .         | 0            | 0          | 0          |
| Plateau      | .          | .         | .         | .         | .          | .         | .         | .         | 0            | 0          | 0          |
| Rivers       | .          | .         | .         | .         | .          | .         | .         | .         | 0            | 0          | 0          |
| Sokoto       | .          | .         | .         | .         | .          | .         | .         | .         | 0            | 0          | 0          |
| Taraba       | .          | .         | .         | .         | .          | .         | .         | .         | 0            | 0          | 0          |
| Yobe         | .          | .         | .         | .         | .          | .         | .         | .         | 0            | 0          | 0          |
| Zamfara      | .          | .         | .         | .         | .          | .         | .         | .         | 0            | 0          | 0          |
| FCT          | .          | .         | .         | .         | .          | .         | .         | .         | 0            | 0          | 0          |
| <b>TOTAL</b> | <b>103</b> | <b>42</b> | <b>88</b> | <b>36</b> | <b>134</b> | <b>55</b> | <b>80</b> | <b>31</b> | <b>405</b>   | <b>164</b> | <b>569</b> |

**TABLE 4.5.8a****HOUSING STATISTICS  
INFORMATION COMMUNICATION TECHNOLOGY**

|   | <b>Percent</b> |
|---|----------------|
| Establishment owning internet facilities            | 17.4           |
| Establishment having website                        | 13.6           |
| Establishment receiving orders through the internet | 9.1            |
| Placement of orders through the internet            | 4.5            |
| Establishment having intranets                      | 4.3            |
| Establishments having Local Area Networks (LAN)     | 4.3            |



**TABLE 4.5.8b HOUSING STATISTICS  
INFORMATION COMMUNICATION TECHNOLOGY**

| <b>STATE</b> | <b>Number of Computers in your organisations</b> | <b>Number of Employees with access to internet facilitie</b> | <b>Number of Employee using Personal Computers (PCs)</b> | <b>Investment on ICT from Domestic Sources during the year (Naira)</b> | <b>Investment on ICT from Foreign Sources during the year (USD)</b> | <b>Amount Spend on ICT during the year (Naira)</b> |
|--------------|--|--|--|--|---|--|
| Abia         | .  | .  | .  | .  | .   | .  |
| Adamawa      | 2  | 2  | 2  | 2  | 2   | 2  |
| Akwa-Ibom    | .  | .  | .  | .  | .   | .  |
| Anambra      | .  | .  | .  | .  | .   | .  |
| Bauchi       | 8  | .  | .  | .  | .   | .  |
| Bayesa       | 1  | .  | .  | .  | .   | .  |
| Benue        | .  | .  | .  | .  | .   | .  |
| Borno        | 4  | .  | .  | .  | .   | .  |
| Cross River  | .  | .  | .  | .  | .   | .  |
| Delta        | .  | .  | .  | .  | .   | .  |
| Ebonyi       | 4  | 7  | 4  | .  | .   | 0  |
| Edo          | .  | .  | .  | .  | .   | .  |
| Ekiti        | 8  | .  | 10   | .  | .   | .  |
| Enugu        | 9  | 7  | 0  | .  | .   | 0  |
| Gombe        | 2  | .  | 5  | .  | .   | .  |
| Imo          | .  | .  | .  | .  | .   | .  |
| Jigawa       | 1  | .  | 2  | .  | .   | .  |
| Kaduna       | .  | .  | .  | .  | .   | .  |
| Kano         | 6  | 10   | 14   | .  | .   | .  |
| Katsina      | 1  | .  | 2  | .  | .   | .  |
| Kebbi        | .  | .  | .  | .  | .   | .  |
| Kogi         | .  | .  | .  | .  | .   | .  |
| Kwara        | 9  | .  | 18   | .  | .   | .  |
| Lagos        | 44   | .  | .  | .  | .   | .  |
| Nasarawa     | 6  | .  | 4  | .  | .   | .  |
| Niger        | 14   | 5  | 19   | .  | .   | .  |
| Ogun         | 10   | 4  | 2  | .  | .   | .  |
| Ondo         | .  | .  | .  | .  | .   | .  |
| Osun         | 2  | 4  | 4  | .  | .   | .  |
| Oyo          | .  | .  | .  | .  | .   | .  |
| Plateau      | 8  | .  | 8  | .  | .   | .  |
| Rivers       | .  | .  | .  | .  | .   | .  |
| Sokoto       | 1  | 5  | 2  | .  | .   | 0  |
| Taraba       | 2  | .  | .  | .  | .   | .  |
| Yobe         | 3  | .  | .  | .  | .   | .  |
| Zamfara      | 1  | .  | .  | .  | .   | .  |
| FCT          | .  | .  | .  | .  | .   | .  |
| <b>TOTAL</b> | <b>146</b>                                       | <b>44</b>  | <b>96</b>  | <b>2</b>   | <b>2</b>  | <b>2</b>   |

TABLE 4.6.1

HEALTH STATISTICS 2006  
Number of Hospitals by Type

| STATE       | GENERAL |       |       |       | MATERNITY (WOMEN & CHILDREN) |       |       |       | CHILDREN |       |       |       | INFECTIOUS DISEASES |       |       |       |
|-------------|---------|-------|-------|-------|------------------------------|-------|-------|-------|----------|-------|-------|-------|---------------------|-------|-------|-------|
|             | QTR 1   | QTR 2 | QTR 3 | QTR 4 | QTR 1                        | QTR 2 | QTR 3 | QTR 4 | QTR 1    | QTR 2 | QTR 3 | QTR 4 | QTR 1               | QTR 2 | QTR 3 | QTR 4 |
| Abia        | 16      | 16    | 16    | 16    | 50                           | 50    | 50    | 50    |          |       |       |       | 12                  | 12    | 12    | 12    |
| Adamawa     | 16      | 16    | 16    | 16    | 80                           | 80    | 80    | 80    |          |       |       |       | 1                   | 1     | 1     | 1     |
| Akwa-Ibom   | .       | .     | .     | .     | .                            | .     | .     | .     | .        | .     | .     | .     | .                   | .     | .     | .     |
| Anambra     | 32      | 32    | 32    | 32    | 21                           | 21    | 21    | 21    |          |       |       |       |                     |       |       |       |
| Bauchi      | 16      | 16    | 16    | 16    | 183                          | 183   | 183   | 183   |          |       |       |       |                     |       |       |       |
| Bayesa      | .       | .     | .     | .     | .                            | .     | .     | .     | .        | .     | .     | .     | .                   | .     | .     | .     |
| Benue       | .       | .     | .     | 16    | .                            | .     | .     | .     | .        | .     | .     | .     | .                   | .     | .     | .     |
| Borno       | .       | .     | .     | .     | .                            | .     | .     | .     | .        | .     | .     | .     | .                   | .     | .     | .     |
| Cross River | 19      | 19    | 19    | 19    | 1                            | 1     | 1     | 1     |          |       |       |       | 1                   | 1     | 1     | 1     |
| Delta       | 56      | 56    | 56    | 56    | 156                          | 156   | 156   | 156   |          |       |       |       |                     |       |       |       |
| Ebonyi      | 38      | 38    | 38    | 38    | 7                            | 15    | 25    | 39    | 6        | 6     | 6     | 6     |                     |       |       |       |
| Edo         | .       | .     | .     | .     | .                            | .     | .     | .     | .        | .     | .     | .     | .                   | .     | .     | .     |
| Ekiti       | 17      | 17    | 17    | 17    |                              |       |       |       |          |       |       |       |                     |       |       |       |
| Enugu       | 7       | 7     | 7     | 7     |                              |       |       |       |          |       |       |       |                     |       |       |       |
| Gombe       | 7       | 8     | 9     | 9     | 3                            | 3     | 3     | 3     |          |       |       |       |                     |       |       |       |
| Imo         | 19      | 19    | 19    | 19    | 436                          | 436   | 436   | 436   |          |       |       |       |                     |       |       |       |
| Jigawa      | .       | .     | .     | .     | .                            | .     | .     | .     | .        | .     | .     | .     | .                   | .     | .     | .     |
| Kaduna      | 27      | 27    | 27    | 27    |                              |       |       |       | 1        | 1     | 1     | 1     |                     |       |       |       |
| Kano        | 24      | 24    | 24    | 24    | 2                            | 2     | 2     | 2     | 1        | 1     | 1     | 1     | 1                   | 1     | 1     | 1     |
| Katsina     | .       | .     | .     | .     | .                            | .     | .     | .     | .        | .     | .     | .     | .                   | .     | .     | .     |
| Kebbi       | 16      | 16    | 16    | 16    | 1                            | 1     | 1     | 1     |          |       |       |       |                     |       |       |       |
| Kogi        | 51      | 51    | 51    | 51    |                              |       |       |       |          |       |       |       |                     |       |       |       |
| Kwara       | .       | .     | .     | .     | .                            | .     | .     | .     | .        | .     | .     | .     | .                   | .     | .     | .     |
| Lagos       | .       | .     | .     | .     | .                            | .     | .     | .     | .        | .     | .     | .     | .                   | .     | .     | .     |
| Nasarawa    | 17      | 17    | 17    | 17    |                              |       |       |       |          |       |       |       |                     |       |       |       |
| Niger       | 7       | 7     | 7     | 7     | 8                            | 8     | 8     | 8     |          |       |       |       |                     |       |       |       |
| Ogun        | .       | .     | .     | 27    | .                            | .     | .     | 1     | .        | .     | .     | .     | .                   | .     | .     | .     |
| Ondo        | .       | .     | .     | .     | .                            | .     | .     | .     | .        | .     | .     | .     | .                   | .     | .     | .     |
| Osun        | 11      | 11    | 11    | 11    | 15                           | 15    | 15    | 15    |          |       |       |       | 6                   | 6     | 6     | 6     |
| Oyo         | 27      | 27    | 27    | 27    | 2                            | 2     | 2     | 2     | 1        | 1     | 1     | 1     | 1                   | 1     | 1     | 1     |
| Plateau     | 14      | 14    | 14    | 14    | 14                           | 14    | 14    | 14    |          |       |       |       |                     |       |       |       |
| Rivers      | .       | .     | .     | .     | .                            | .     | .     | .     | .        | .     | .     | .     | .                   | .     | .     | .     |
| Sokoto      | 13      | 13    | 13    | 13    | 2                            | 2     | 2     | 2     | .        | .     | .     | .     | 1                   | 1     | 1     | 1     |
| Taraba      | 15      | 15    | 15    | 15    | 16                           | 16    | 16    | 16    |          |       |       |       |                     |       |       |       |
| Yobe        | 11      | 11    | 11    | 13    | 34                           | 36    | 39    | 40    |          |       |       |       |                     |       |       |       |
| Zamfara     | .       | .     | .     | .     | .                            | .     | .     | .     | .        | .     | .     | .     | .                   | .     | .     | .     |
| FCT         | .       | .     | .     | .     | .                            | .     | .     | .     | .        | .     | .     | .     | .                   | .     | .     | .     |
| TOTAL       | 476     | 477   | 478   | 523   | 1,031                        | 1,041 | 1,054 | 1,070 | 9        | 9     | 9     | 9     | 23                  | 23    | 23    | 23    |

TABLE 4.6.1 (Contd)

HEALTH STATISTICS 2006  
Number of Hospitals by Type

| STATE       | ORTHOPEDIC |       |       |       | PSYCHIATRIC |       |       |       |       | SPECIALIST |       |       |       | TEACHING |       |       |       |       | COMMUNITY HEALTH CENTRE |       |
|-------------|------------|-------|-------|-------|-------------|-------|-------|-------|-------|------------|-------|-------|-------|----------|-------|-------|-------|-------|-------------------------|-------|
|             | QTR 1      | QTR 2 | QTR 3 | QTR 4 | QTR 1       | QTR 2 | QTR 3 | QTR 4 | QTR 1 | QTR 2      | QTR 3 | QTR 4 | QTR 1 | QTR 2    | QTR 3 | QTR 4 | QTR 1 | QTR 2 | QTR 3                   | QTR 4 |
| Abia        |            |       |       |       | 1           | 1     | 1     | 1     |       |            |       |       | 1     | 1        | 1     | 1     | .     | .     | .                       | .     |
| Adamawa     |            |       |       |       |             |       |       |       | 1     | 1          | 1     | 1     | .     | .        | .     | .     | 793   | 793   | 793                     | 793   |
| Akwa-Ibom   | .          | .     | .     | .     | .           | .     | .     | .     | .     | .          | .     | .     | .     | .        | .     | .     | .     | .     | .                       | .     |
| Anambra     |            |       |       |       | 1           | 1     | 1     | 1     | .     | .          | .     | .     | 1     | 1        | 1     | 1     | 353   | 353   | 353                     | 353   |
| Bauchi      |            |       |       |       | 1           | 1     | 1     | 1     | 1     | 1          | 1     | 1     | .     | .        | .     | .     | .     | .     | .                       | .     |
| Bayesa      | .          | .     | .     | .     | .           | .     | .     | .     | .     | .          | .     | .     | .     | .        | .     | .     | .     | .     | .                       | .     |
| Benue       | .          | .     | .     | .     | .           | .     | .     | .     | .     | .          | .     | .     | .     | .        | .     | .     | .     | .     | .                       | .     |
| Borno       | .          | .     | .     | .     | .           | .     | .     | .     | .     | .          | .     | .     | .     | .        | .     | .     | .     | .     | .                       | .     |
| Cross River |            |       |       |       | 1           | 1     | 1     | 1     |       |            |       |       | 1     | 1        | 1     | 1     | 177   | 177   | 177                     | 177   |
| Delta       |            |       |       |       |             |       |       |       |       |            |       |       |       |          |       |       | 325   | 325   | 325                     | 325   |
| Ebonyi      |            |       |       |       |             |       |       |       | 4     | 4          | 4     | 4     | 1     | 1        | 1     | 1     | 307   | 307   | 307                     | 307   |
| Edo         | .          | .     | .     | .     | .           | .     | .     | .     | .     | .          | .     | .     | .     | .        | .     | .     | .     | .     | .                       | .     |
| Ekiti       |            |       |       |       |             |       |       |       | 4     | 4          | 4     | 4     | .     | .        | .     | .     | 236   | 236   | 236                     | 236   |
| Enugu       | 1          | 1     | 1     | 1     | 1           | 1     | 1     | 1     | 2     | 2          | 2     | 2     | 2     | 2        | 2     | 2     | .     | .     | .                       | .     |
| Gombe       |            |       |       |       |             |       |       |       | .     | .          | .     | .     | .     | .        | .     | .     | 7     | 7     | 7                       | 7     |
| Imo         |            |       |       |       |             |       |       |       | 1     | 1          | 1     | 1     | 1     | 1        | 1     | 1     | 8     | 8     | 8                       | 8     |
| Jigawa      | .          | .     | .     | .     | .           | .     | .     | .     | .     | .          | .     | .     | .     | .        | .     | .     | .     | .     | .                       | .     |
| Kaduna      |            |       |       |       | 1           | 1     | 1     | 1     | 1     | 1          | 1     | 1     | .     | .        | .     | .     | .     | .     | .                       | .     |
| Kano        | 1          | 1     | 1     | 1     | 1           | 1     | 1     | 1     | 3     | 3          | 3     | 3     | 1     | 1        | 1     | 1     | 11    | 11    | 11                      | 11    |
| Katsina     | .          | .     | .     | .     | .           | .     | .     | .     | .     | .          | .     | .     | .     | .        | .     | .     | .     | .     | .                       | .     |
| Kebbi       |            |       |       |       | 1           | 1     | 1     | 1     | 1     | 1          | 1     | 1     | 1     | 1        | 1     | 1     | .     | .     | .                       | .     |
| Kogi        | .          | .     | .     | .     | .           | .     | .     | .     | .     | .          | .     | .     | 2     | 2        | 2     | 2     | 840   | 840   | 840                     | 840   |
| Kwara       | .          | .     | .     | .     | .           | .     | .     | .     | .     | .          | .     | .     | .     | .        | .     | .     | .     | .     | .                       | .     |
| Lagos       | .          | .     | .     | .     | .           | .     | .     | .     | .     | .          | .     | .     | .     | .        | .     | .     | .     | .     | .                       | .     |
| Nasarawa    |            |       |       |       |             |       |       |       | 1     | 1          | 1     | 1     | 1     | 1        | 1     | 1     | 67    | 67    | 67                      | 67    |
| Niger       |            |       |       |       |             |       |       |       | 1     | 1          | 1     | 1     | 1     | 1        | 1     | 1     | .     | .     | .                       | .     |
| Ogun        | .          | .     | .     | .     | .           | .     | .     | 4     | .     | .          | .     | 1     | .     | .        | .     | 1     | .     | .     | .                       | 426   |
| Ondo        | .          | .     | .     | .     | .           | .     | .     | .     | .     | .          | .     | .     | .     | .        | .     | .     | .     | .     | .                       | .     |
| Osun        |            |       |       |       |             |       |       |       |       |            |       |       | 2     | 2        | 2     | 2     | 553   | 553   | 553                     | 553   |
| Oyo         | 1          | 1     | 1     | 1     |             |       |       |       | 9     | 9          | 9     | 9     | 2     | 2        | 2     | 2     | .     | .     | .                       | .     |
| Plateau     |            |       |       |       | 1           | 1     | 1     | 1     | 1     | 1          | 1     | 1     | 1     | 1        | 1     | 1     | 808   | 808   | 808                     | 808   |
| Rivers      | .          | .     | .     | .     | .           | .     | .     | .     | .     | .          | .     | .     | .     | .        | .     | .     | .     | .     | .                       | .     |
| Sokoto      | .          | .     | .     | .     | 1           | 1     | 1     | 1     | 2     | 2          | 2     | 2     | 1     | 1        | 1     | 1     | .     | .     | .                       | .     |
| Taraba      |            |       |       |       | .           | .     | .     | .     | .     | .          | .     | .     | 1     | 1        | 1     | 1     | 24    | 24    | 24                      | 24    |
| Yobe        |            |       |       |       | .           | .     | .     | .     | .     | .          | .     | .     | 1     | 1        | 1     | 1     | .     | .     | .                       | .     |
| Zamfara     | .          | .     | .     | .     | .           | .     | .     | .     | .     | .          | .     | .     | .     | .        | .     | .     | .     | .     | .                       | .     |
| FCT         | .          | .     | .     | .     | .           | .     | .     | .     | .     | .          | .     | .     | .     | .        | .     | .     | .     | .     | .                       | .     |
| TOTAL       | 3          | 3     | 3     | 3     | 10          | 10    | 10    | 14    | 32    | 32         | 32    | 33    | 21    | 21       | 21    | 22    | 4,509 | 4,509 | 4,509                   | 4,935 |

TABLE 4.6.2

**HEALTH STATISTICS 2006**  
**Number of Hospitals Bed by Type of Hospital**

| STATE       | GENERAL |        |        |        | MATERNITY (WOMEN & CHILDREN) |       |       |       | CHILDREN |       |       |       | INFECTIOUS DISEASES |       |       |       |
|-------------|---------|--------|--------|--------|------------------------------|-------|-------|-------|----------|-------|-------|-------|---------------------|-------|-------|-------|
|             | QTR 1   | QTR 2  | QTR 3  | QTR 4  | QTR 1                        | QTR 2 | QTR 3 | QTR 4 | QTR 1    | QTR 2 | QTR 3 | QTR 4 | QTR 1               | QTR 2 | QTR 3 | QTR 4 |
| Abia        | 480     | 480    | 480    | 480    | 200                          | 200   | 200   | 200   |          |       |       |       | 198                 | 198   | 198   | 198   |
| Adamawa     | 1,852   | 1,852  | 1,852  | 1,852  |                              |       |       |       |          |       |       |       | 50                  | 50    | 50    | 50    |
| Akwa-Ibom   | .       | .      | .      | .      | .                            | .     | .     | .     | .        | .     | .     | .     | .                   | .     | .     | .     |
| Anambra     | 3,299   | 3,299  | 3,299  | 3,299  |                              |       |       |       |          |       |       |       |                     |       |       |       |
| Bauchi      | 1,576   | 1,576  | 1,576  | 1,576  | 1,508                        | 1,508 | 1,508 | 1,508 |          |       |       |       |                     |       |       |       |
| Bayesa      | .       | .      | .      | .      | .                            | .     | .     | .     | .        | .     | .     | .     | .                   | .     | .     | .     |
| Benue       | .       | .      | .      | 1,016  | .                            | .     | .     | .     | .        | .     | .     | .     | .                   | .     | .     | .     |
| Borno       | .       | .      | .      | .      | .                            | .     | .     | .     | .        | .     | .     | .     | .                   | .     | .     | .     |
| Cross River | 1,452   | 1,452  | 1,452  | 1,452  |                              |       |       |       |          |       |       |       | 54                  | 54    | 54    | 54    |
| Delta       | 2,234   | 2,234  | 2,234  | 2,234  | 764                          | 764   | 764   | 764   |          |       |       |       |                     |       |       |       |
| Ebonyi      | 1,696   | 1,696  | 1,696  | 1,696  | 503                          | 503   | 503   | 503   | 4        | 4     | 4     | 4     |                     |       |       |       |
| Edo         | .       | .      | .      | .      | .                            | .     | .     | .     | .        | .     | .     | .     | .                   | .     | .     | .     |
| Ekiti       | 500     | 500    | 500    | 500    |                              |       |       |       |          |       |       |       |                     |       |       |       |
| Enugu       | 181     | .      | .      | 181    | .                            | .     | .     | .     | .        | .     | .     | .     | .                   | .     | .     | .     |
| Gombe       | 1,910   | 1,860  | 1,860  | 1,860  |                              |       |       |       |          |       |       |       |                     |       |       |       |
| Imo         | 4,479   | 4,479  | 4,479  | 4,479  | 1,960                        | 1,960 | 1,960 | 1,960 |          |       |       |       |                     |       |       |       |
| Jigawa      | .       | .      | .      | .      | .                            | .     | .     | .     | .        | .     | .     | .     | .                   | .     | .     | .     |
| Kaduna      | 1,924   | 1,924  | 1,924  | 1,924  |                              |       |       |       |          |       |       |       |                     |       |       |       |
| Kano        | 3,284   | 3,284  | 3,284  | 3,284  | 300                          | 300   | 300   | 300   | 100      | 100   | 100   | 100   | 437                 | 437   | 437   | 437   |
| Katsina     | .       | .      | .      | .      | .                            | .     | .     | .     | .        | .     | .     | .     | .                   | .     | .     | .     |
| Kebbi       | 2,306   | 2,306  | 2,306  | 2,306  |                              |       |       |       |          |       |       |       |                     |       |       |       |
| Kogi        | 6,455   | 6,455  | 6,455  | 6,455  |                              |       |       |       |          |       |       |       |                     |       |       |       |
| Kwara       | .       | .      | .      | 12     | .                            | .     | .     | 455   | .        | .     | .     | 1     | .                   | .     | .     | .     |
| Lagos       | .       | .      | .      | .      | .                            | .     | .     | .     | .        | .     | .     | .     | .                   | .     | .     | .     |
| Nasarawa    | 1,356   | 1,356  | 1,356  | 1,356  |                              |       |       |       |          |       |       |       |                     |       |       |       |
| Niger       | 1,400   | 1,400  | 1,400  | 1,400  | 675                          | 675   | 675   | 675   |          |       |       |       |                     |       |       |       |
| Ogun        | .       | .      | .      | 1,238  | .                            | .     | .     | 38    | .        | .     | .     | .     | .                   | .     | .     | .     |
| Ondo        | .       | .      | .      | .      | .                            | .     | .     | .     | .        | .     | .     | .     | .                   | .     | .     | .     |
| Osun        | 654     | 654    | 654    | 654    |                              |       |       |       |          |       |       |       | 18                  | 18    | 18    | 18    |
| Oyo         | 2,234   | 2,234  | 2,234  | 2,234  | 218                          | 218   | 218   | 218   |          |       |       |       | 30                  | 30    | 30    | 30    |
| Plateau     | 716     | 716    | 716    | 716    | 140                          | 140   | 140   | 140   |          |       |       |       |                     |       |       |       |
| Rivers      | .       | .      | .      | .      | .                            | .     | .     | .     | .        | .     | .     | .     | .                   | .     | .     | .     |
| Sokoto      | 814     | 814    | 814    | 814    | 100                          | 100   | 100   | 100   |          |       |       |       | 32                  | 32    | 32    | 32    |
| Taraba      | 2,780   | 2,780  | 2,780  | 2,780  | 927                          | 927   | 927   | 927   |          |       |       |       |                     |       |       |       |
| Yobe        | .       | .      | .      | 1,050  | .                            | .     | .     | 427   | .        | .     | .     | .     | .                   | .     | .     | .     |
| Zamfara     | .       | .      | .      | .      | .                            | .     | .     | .     | .        | .     | .     | .     | .                   | .     | .     | .     |
| FCT         | .       | .      | .      | .      | .                            | .     | .     | .     | .        | .     | .     | .     | .                   | .     | .     | .     |
| TOTAL       | 43,582  | 43,351 | 43,351 | 46,848 | 7,295                        | 7,295 | 7,295 | 8,215 | 104      | 104   | 104   | 105   | 819                 | 819   | 819   | 819   |

TABLE 4.6.2 (Contd)

HEALTH STATISTICS 2006  
Number of Hospitals Bed by Type of Hospital

| PSYCHIATRIC |       |       |       | SPECIALIST |       |       |       | TEACHING |       |       |       | COMMUNITY HEALTH CENTRE |        |        |        |
|-------------|-------|-------|-------|------------|-------|-------|-------|----------|-------|-------|-------|-------------------------|--------|--------|--------|
| QTR 1       | QTR 2 | QTR 3 | QTR 4 | QTR 1      | QTR 2 | QTR 3 | QTR 4 | QTR 1    | QTR 2 | QTR 3 | QTR 4 | QTR 1                   | QTR 2  | QTR 3  | QTR 4  |
| 40          | 40    | 40    | 40    |            |       |       |       | 300      | 300   | 300   | 300   | .                       | .      | .      | .      |
| 42          | 42    | 42    | 42    | 329        | 329   | 329   | 329   | .        | .     | .     | .     | .                       | .      | .      | .      |
| .           | .     | .     | .     | .          | .     | .     | .     | .        | .     | .     | .     | .                       | .      | .      | .      |
| 394         | 394   | 394   | 394   | .          | .     | .     | .     | 366      | 366   | 366   | 366   | 1,381                   | 1,381  | 1,381  | 1,381  |
| .           | .     | .     | .     | 800        | 800   | 800   | 800   | .        | .     | .     | .     | .                       | .      | .      | .      |
| .           | .     | .     | .     | .          | .     | .     | .     | .        | .     | .     | .     | .                       | .      | .      | .      |
| .           | .     | .     | .     | .          | .     | .     | 264   | .        | .     | .     | .     | 571                     | 571    | 571    | 571    |
| .           | .     | .     | .     | .          | .     | .     | .     | .        | .     | .     | .     | .                       | .      | .      | .      |
| 201         | 201   | 201   | 201   | .          | .     | .     | .     | 412      | 412   | 412   | 412   | 1,915                   | 1,915  | 1,915  | 1,915  |
| .           | .     | .     | .     | .          | .     | .     | .     | .        | .     | .     | .     | 19,189                  | 19,189 | 19,189 | 19,189 |
| .           | .     | .     | .     | 14         | 14    | 14    | 14    | 208      | 208   | 208   | 208   | 3,569                   | 3,569  | 3,569  | 3,569  |
| .           | .     | .     | .     | .          | .     | .     | .     | .        | .     | .     | .     | .                       | .      | .      | .      |
| .           | .     | .     | .     | 321        | 321   | 321   | 321   | .        | .     | .     | .     | .                       | .      | .      | .      |
| .           | .     | .     | .     | .          | .     | .     | .     | .        | .     | .     | .     | .                       | .      | .      | .      |
| 20          | 20    | 20    | 20    | 350        | 350   | 350   | 350   | .        | .     | .     | .     | 160                     | 160    | 160    | 160    |
| .           | .     | .     | .     | 326        | 326   | 326   | 326   | 250      | 250   | 250   | 250   | 120                     | 120    | 120    | 120    |
| .           | .     | .     | .     | .          | .     | .     | .     | .        | .     | .     | .     | .                       | .      | .      | .      |
| 52          | 52    | 52    | 52    | .          | .     | .     | .     | .        | .     | .     | .     | .                       | .      | .      | .      |
| 280         | 280   | 280   | 280   | 1,337      | 1,337 | 1,337 | 1,337 | .        | .     | .     | .     | 280                     | 280    | 280    | 280    |
| .           | .     | .     | .     | 800        | 800   | 800   | 800   | 117      | 117   | 117   | 117   | .                       | .      | .      | .      |
| .           | .     | .     | .     | .          | .     | .     | .     | 200      | 200   | 200   | 200   | .                       | .      | .      | .      |
| .           | .     | .     | .     | .          | .     | .     | 4     | .        | .     | .     | 1     | .                       | .      | .      | .      |
| .           | .     | .     | .     | .          | .     | .     | .     | .        | .     | .     | .     | .                       | .      | .      | .      |
| .           | .     | .     | .     | 173        | 173   | 173   | 173   | 116      | 116   | 116   | 116   | .                       | .      | .      | .      |
| .           | .     | .     | .     | 100        | 100   | 100   | 100   | .        | .     | .     | .     | .                       | .      | .      | .      |
| .           | .     | .     | 420   | .          | .     | .     | .     | .        | .     | .     | 228   | .                       | .      | .      | 1,861  |
| .           | .     | .     | .     | .          | .     | .     | .     | .        | .     | .     | .     | .                       | .      | .      | .      |
| .           | .     | .     | .     | .          | .     | .     | .     | 961      | 961   | 961   | 961   | .                       | .      | .      | .      |
| .           | .     | .     | .     | .          | .     | .     | .     | 198      | 198   | 198   | 198   | .                       | .      | .      | .      |
| .           | .     | .     | .     | 554        | 554   | 554   | 554   | 521      | 521   | 521   | 521   | 4,040                   | 4,040  | 4,040  | 4,040  |
| .           | .     | .     | .     | .          | .     | .     | .     | .        | .     | .     | .     | .                       | .      | .      | .      |
| 250         | 250   | 250   | 250   | 500        | 500   | 500   | 500   | 500      | 500   | 500   | 500   | 420                     | 420    | 450    | 450    |
| .           | .     | .     | .     | .          | .     | .     | .     | .        | .     | .     | .     | 1,463                   | 1,463  | 1,463  | 1,463  |
| .           | .     | .     | .     | .          | .     | .     | .     | .        | .     | .     | .     | .                       | .      | .      | .      |
| .           | .     | .     | .     | .          | .     | .     | .     | .        | .     | .     | .     | .                       | .      | .      | .      |
| 1,279       | 1,279 | 1,279 | 1,699 | 5,604      | 5,604 | 5,604 | 5,872 | 4,149    | 4,149 | 4,149 | 4,378 | 33,108                  | 33,108 | 33,138 | 34,999 |

**TABLE 4.6.3**

**HEALTH STATISTICS 2006  
Number of Patients by Type of Hospital**

| STATE        | GENERAL        |                  |                |                  |                |                |                |                |
|--------------|----------------|------------------|----------------|------------------|----------------|----------------|----------------|----------------|
|              | 1ST QTR        |                  | 2ND QTR        |                  | 3RD QTR        |                | 4TH QTR        |                |
|              | In Patient     | Out Patient      | In Patient     | Out Patient      | In Patient     | Out Patient    | In Patient     | Out Patient    |
| Abia         | .              | .                | .              | .                | .              | .              | .              | .              |
| Adamawa      | 10,559         | 140,803          | 11,257         | 149,594          | 8,909          | 178,661        | 7,901          | 159,404        |
| Akwa-Ibom    | .              | .                | .              | .                | .              | .              | .              | .              |
| Anambra      | 112            | 6,452            | 169            | 6,570            | 222            | 7,152          | 203            | 5,854          |
| Bauchi       | 17,773         | 40,976           | 13,964         | 33,681           | 6,723          | 16,623         | 5,111          | 10,880         |
| Bayesa       | .              | .                | .              | .                | .              | .              | .              | .              |
| Benue        | .              | .                | .              | .                | .              | .              | .              | .              |
| Borno        | .              | .                | .              | .                | .              | .              | .              | .              |
| Cross River  | 8,225          | 71,590           | 7,920          | 73,111           | 7,113          | 66,643         | 7,232          | 72,086         |
| Delta        | .              | .                | .              | .                | .              | .              | .              | .              |
| Ebonyi       | 813            | 444              | 632            | 2,251            | 1,046          | 4,283          | 701            | 2,535          |
| Edo          | .              | .                | .              | .                | .              | .              | .              | .              |
| Ekiti        | 3,890          | 1,667            | 4,291          | 3,107            | 4,507          | 15,487         | 4,205          | 11,855         |
| Enugu        | 192            | 5,615            | 212            | 6,502            | 333            | 11,741         | 229            | 8,838          |
| Gombe        | 3,204          | 36,600           | 396            | 18,000           | 1,432          | 8,154          | 846            | 6,624          |
| Imo          | 777            | 13,468           | 1,090          | 12,902           | 1,068          | 19,426         | .              | .              |
| Jigawa       | .              | .                | .              | .                | .              | .              | .              | .              |
| Kaduna       | 9,301          | 41,212           | 9,903          | 41,814           | 9,948          | 42,105         | 9,501          | 40,893         |
| Kano         | 19,476         | 557,478          | 20,912         | 571,328          | 14,296         | 410,182        | 22,778         | 412,278        |
| Katsina      | .              | .                | .              | .                | .              | .              | .              | .              |
| Kebbi        | .              | .                | .              | .                | .              | .              | .              | .              |
| Kogi         | .              | .                | .              | .                | .              | .              | .              | .              |
| Kwara        | .              | .                | .              | .                | .              | .              | .              | .              |
| Lagos        | .              | .                | .              | .                | .              | .              | .              | .              |
| Nasarawa     | 2,888          | 12,004           | 2,888          | 12,004           | 2,888          | 12,004         | 2,888          | 12,004         |
| Niger        | 7,721          | 68,812           | 7,937          | 67,948           | 7,593          | 70,142         | 7,885          | 72,037         |
| Ogun         | .              | .                | .              | .                | .              | .              | .              | .              |
| Ondo         | .              | .                | .              | .                | .              | .              | .              | .              |
| Osun         | .              | .                | .              | .                | .              | .              | .              | .              |
| Oyo          | .              | .                | .              | .                | .              | .              | .              | .              |
| Plateau      | 4,506          | 20,027           | 4,506          | 20,027           | 4,506          | 20,027         | 4,506          | 20,027         |
| Rivers       | .              | .                | .              | .                | .              | .              | .              | .              |
| Sokoto       | .              | .                | .              | .                | .              | .              | .              | .              |
| Taraba       | 40,151         | 53,005           | 53,005         | 86,011           | 46,115         | 84,250         | 42,138         | 74,100         |
| Yobe         | .              | .                | .              | .                | .              | .              | .              | .              |
| Zamfara      | .              | .                | .              | .                | .              | .              | .              | .              |
| FCT          | .              | .                | .              | .                | .              | .              | .              | .              |
| <b>TOTAL</b> | <b>129,588</b> | <b>1,070,153</b> | <b>139,082</b> | <b>1,104,850</b> | <b>116,699</b> | <b>966,880</b> | <b>116,124</b> | <b>909,415</b> |

TABLE 4.6.3 (Contd)

**HEALTH STATISTICS 2006**  
**Number of Patients by Type of Hospital**

| STATE        | MATERNITY (WOMEN & CHILDREN) |               |              |               |              |               |              |               |
|--------------|------------------------------|---------------|--------------|---------------|--------------|---------------|--------------|---------------|
|              | 1ST QTR                      |               | 2ND QTR      |               | 3RD QTR      |               | 4TH QTR      |               |
|              | In Patient                   | Out Patient   | In Patient   | Out Patient   | In Patient   | Out Patient   | In Patient   | Out Patient   |
| Abia         | .                            | .             | .            | .             | .            | .             | .            | .             |
| Adamawa      | .                            | .             | .            | .             | .            | .             | .            | .             |
| Akwa-Ibom    | .                            | .             | .            | .             | .            | .             | .            | .             |
| Anambra      | 60                           | 450           | 70           | 490           | 85           | 700           | 120          | 1,200         |
| Bauchi       | .                            | .             | .            | .             | .            | .             | .            | .             |
| Bayesa       | .                            | .             | .            | .             | .            | .             | .            | .             |
| Benue        | .                            | .             | .            | .             | .            | .             | .            | .             |
| Borno        | .                            | .             | .            | .             | .            | .             | .            | .             |
| Cross River  | .                            | .             | .            | .             | .            | .             | .            | .             |
| Delta        | .                            | .             | .            | .             | .            | .             | .            | .             |
| Ebonyi       | 722                          | 1,761         | 704          | 3,168         | 1,030        | 3,560         | 538          | 2,487         |
| Edo          | .                            | .             | .            | .             | .            | .             | .            | .             |
| Ekiti        | .                            | .             | .            | .             | .            | .             | .            | .             |
| Enugu        | .                            | .             | .            | .             | .            | .             | .            | .             |
| Gombe        | 180                          | 752           | 45           | 70            | 45           | 621           | 35           | 82            |
| Imo          | .                            | .             | .            | .             | .            | .             | .            | .             |
| Jigawa       | .                            | .             | .            | .             | .            | .             | .            | .             |
| Kaduna       | .                            | .             | .            | .             | .            | .             | .            | .             |
| Kano         | .                            | .             | .            | .             | .            | .             | .            | .             |
| Katsina      | .                            | .             | .            | .             | .            | .             | .            | .             |
| Kebbi        | .                            | .             | .            | .             | .            | .             | .            | .             |
| Kogi         | .                            | .             | .            | .             | .            | .             | .            | .             |
| Kwara        | .                            | .             | .            | .             | .            | .             | .            | .             |
| Lagos        | .                            | .             | .            | .             | .            | .             | .            | .             |
| Nasarawa     | .                            | .             | .            | .             | .            | .             | .            | .             |
| Niger        | 3,371                        | 40,153        | 4,231        | 39,855        | 5,136        | 41,393        | 4,022        | 40,699        |
| Ogun         | .                            | .             | .            | .             | .            | .             | .            | .             |
| Ondo         | .                            | .             | .            | .             | .            | .             | .            | .             |
| Osun         | .                            | .             | .            | .             | .            | .             | .            | .             |
| Oyo          | .                            | .             | .            | .             | .            | .             | .            | .             |
| Plateau      | 754                          | 800           | 754          | 800           | 754          | 800           | 754          | 800           |
| Rivers       | .                            | .             | .            | .             | .            | .             | .            | .             |
| Sokoto       | .                            | .             | .            | .             | .            | .             | .            | .             |
| Taraba       | .                            | .             | .            | .             | .            | .             | .            | .             |
| Yobe         | .                            | .             | .            | .             | .            | .             | .            | .             |
| Zamfara      | .                            | .             | .            | .             | .            | .             | .            | .             |
| FCT          | .                            | .             | .            | .             | .            | .             | .            | .             |
| <b>TOTAL</b> | <b>5,087</b>                 | <b>43,916</b> | <b>5,804</b> | <b>44,383</b> | <b>7,050</b> | <b>47,074</b> | <b>5,469</b> | <b>45,268</b> |

TABLE 4.6.3 (Contd)

HEALTH STATISTICS 2006  
Number of Patients by Type of Hospital

| STATE        | CHILDREN     |              |            |              |              |              |            |              |
|--------------|--------------|--------------|------------|--------------|--------------|--------------|------------|--------------|
|              | 1ST QTR      |              | 2ND QTR    |              | 3RD QTR      |              | 4TH QTR    |              |
|              | In Patient   | Out Patient  | In Patient | Out Patient  | In Patient   | Out Patient  | In Patient | Out Patient  |
| Abia         | .            | .            | .          | .            | .            | .            | .          | .            |
| Adamawa      | .            | .            | .          | .            | .            | .            | .          | .            |
| Akwa-Ibom    | .            | .            | .          | .            | .            | .            | .          | .            |
| Anambra      | 70           | 600          | 45         | 1,000        | 41           | 602          | 33         | 720          |
| Bauchi       | .            | .            | .          | .            | .            | .            | .          | .            |
| Bayesa       | .            | .            | .          | .            | .            | .            | .          | .            |
| Benue        | .            | .            | .          | .            | .            | .            | .          | .            |
| Borno        | .            | .            | .          | .            | .            | .            | .          | .            |
| Cross River  | .            | .            | .          | .            | .            | .            | .          | .            |
| Delta        | .            | .            | .          | .            | .            | .            | .          | .            |
| Ebonyi       | 506          | 210          | 613        | 2,133        | 1,015        | 3,327        | 489        | 1,986        |
| Edo          | .            | .            | .          | .            | .            | .            | .          | .            |
| Ekiti        | .            | .            | .          | .            | .            | .            | .          | .            |
| Enugu        | .            | .            | .          | .            | .            | .            | .          | .            |
| Gombe        | 36           | 36           | 36         | 36           | 36           | 36           | 36         | 36           |
| Imo          | .            | .            | .          | .            | .            | .            | .          | .            |
| Jigawa       | .            | .            | .          | .            | .            | .            | .          | .            |
| Kaduna       | .            | .            | .          | .            | .            | .            | .          | .            |
| Kano         | .            | .            | .          | .            | .            | .            | .          | .            |
| Katsina      | .            | .            | .          | .            | .            | .            | .          | .            |
| Kebbi        | .            | .            | .          | .            | .            | .            | .          | .            |
| Kogi         | .            | .            | .          | .            | .            | .            | .          | .            |
| Kwara        | .            | .            | .          | .            | .            | .            | .          | .            |
| Lagos        | .            | .            | .          | .            | .            | .            | .          | .            |
| Nasarawa     | 1,369        | 5,048        | .          | .            | .            | .            | .          | .            |
| Niger        | .            | .            | .          | .            | .            | .            | .          | .            |
| Ogun         | .            | .            | .          | .            | .            | .            | .          | .            |
| Ondo         | .            | .            | .          | .            | .            | .            | .          | .            |
| Osun         | .            | .            | .          | .            | .            | .            | .          | .            |
| Oyo          | .            | .            | .          | .            | .            | .            | .          | .            |
| Plateau      | .            | .            | .          | .            | .            | .            | .          | .            |
| Rivers       | .            | .            | .          | .            | .            | .            | .          | .            |
| Sokoto       | .            | .            | .          | .            | .            | .            | .          | .            |
| Taraba       | .            | .            | .          | .            | .            | .            | .          | .            |
| Yobe         | .            | .            | .          | .            | .            | .            | .          | .            |
| Zamfara      | .            | .            | .          | .            | .            | .            | .          | .            |
| FCT          | .            | .            | .          | .            | .            | .            | .          | .            |
| <b>TOTAL</b> | <b>1,981</b> | <b>5,894</b> | <b>694</b> | <b>3,169</b> | <b>1,092</b> | <b>3,965</b> | <b>558</b> | <b>2,742</b> |



TABLE 4.6.3 (Contd)

HEALTH STATISTICS 2006  
Number of Patients by Type of Hospital

| INFECTIOUS DISEASES |            |              |            |              |            |              |            |              |
|---------------------|------------|--------------|------------|--------------|------------|--------------|------------|--------------|
| 1ST QTR             |            |              | 2ND QTR    |              | 3RD QTR    |              | 4TH QTR    |              |
| STATE               | In Patient | Out Patient  | In Patient | Out Patient  | In Patient | Out Patient  | In Patient | Out Patient  |
| Abia                | .          | .            | .          | .            | .          | .            | .          | .            |
| Adamawa             | 41         | 1,295        | 47         | 1,408        | 24         | 1,321        | 24         | 1,437        |
| Akwa-Ibom           | .          | .            | .          | .            | .          | .            | .          | .            |
| Anambra             | .          | .            | .          | .            | .          | .            | .          | .            |
| Bauchi              | .          | .            | .          | .            | .          | .            | .          | .            |
| Bayesa              | .          | .            | .          | .            | .          | .            | .          | .            |
| Benue               | .          | .            | .          | .            | .          | .            | .          | .            |
| Borno               | .          | .            | .          | .            | .          | .            | .          | .            |
| Cross River         | .          | .            | .          | .            | .          | .            | .          | .            |
| Delta               | .          | .            | .          | .            | .          | .            | .          | .            |
| Ebonyi              | .          | .            | .          | .            | .          | .            | .          | .            |
| Edo                 | .          | .            | .          | .            | .          | .            | .          | .            |
| Ekiti               | .          | .            | .          | .            | .          | .            | .          | .            |
| Enugu               | .          | .            | .          | .            | .          | .            | .          | .            |
| Gombe               | .          | .            | .          | .            | .          | .            | .          | .            |
| Imo                 | .          | .            | .          | .            | .          | .            | .          | .            |
| Jigawa              | .          | .            | .          | .            | .          | .            | .          | .            |
| Kaduna              | .          | .            | .          | .            | .          | .            | .          | .            |
| Kano                | .          | .            | .          | .            | .          | .            | .          | .            |
| Katsina             | .          | .            | .          | .            | .          | .            | .          | .            |
| Kebbi               | .          | .            | .          | .            | .          | .            | .          | .            |
| Kogi                | .          | .            | .          | .            | .          | .            | .          | .            |
| Kwara               | .          | .            | .          | .            | .          | .            | .          | .            |
| Lagos               | .          | .            | .          | .            | .          | .            | .          | .            |
| Nasarawa            | .          | .            | .          | .            | .          | .            | .          | .            |
| Niger               | .          | .            | .          | .            | .          | .            | .          | .            |
| Ogun                | .          | .            | .          | .            | .          | .            | .          | .            |
| Ondo                | .          | .            | .          | .            | .          | .            | .          | .            |
| Osun                | .          | .            | .          | .            | .          | .            | .          | .            |
| Oyo                 | .          | .            | .          | .            | .          | .            | .          | .            |
| Plateau             | .          | .            | .          | .            | .          | .            | .          | .            |
| Rivers              | .          | .            | .          | .            | .          | .            | .          | .            |
| Sokoto              | .          | .            | .          | .            | .          | .            | .          | .            |
| Taraba              | .          | .            | .          | .            | .          | .            | .          | .            |
| Yobe                | .          | .            | .          | .            | .          | .            | .          | .            |
| Zamfara             | .          | .            | .          | .            | .          | .            | .          | .            |
| FCT                 | .          | .            | .          | .            | .          | .            | .          | .            |
| <b>TOTAL</b>        | <b>41</b>  | <b>1,295</b> | <b>47</b>  | <b>1,408</b> | <b>24</b>  | <b>1,321</b> | <b>24</b>  | <b>1,437</b> |

**TABLE 4.6.3 (Contd)**

**HEALTH STATISTICS 2006  
Number of Patients by Type of Hospital**

| STATE        | ORTHOPEDIC |             |            |             |            |             |            |             |
|--------------|------------|-------------|------------|-------------|------------|-------------|------------|-------------|
|              | 1ST QTR    |             | 2ND QTR    |             | 3RD QTR    |             | 4TH QTR    |             |
|              | In Patient | Out Patient | In Patient | Out Patient | In Patient | Out Patient | In Patient | Out Patient |
| Abia         | .          | .           | .          | .           | .          | .           | .          | .           |
| Adamawa      | .          | .           | .          | .           | .          | .           | .          | .           |
| Akwa-Ibom    | .          | .           | .          | .           | .          | .           | .          | .           |
| Anambra      | .          | .           | .          | .           | .          | .           | .          | .           |
| Bauchi       | .          | .           | .          | .           | .          | .           | .          | .           |
| Bayesa       | .          | .           | .          | .           | .          | .           | .          | .           |
| Benue        | .          | .           | .          | .           | .          | .           | .          | .           |
| Borno        | .          | .           | .          | .           | .          | .           | .          | .           |
| Cross River  | .          | .           | .          | .           | .          | .           | .          | .           |
| Delta        | .          | .           | .          | .           | .          | .           | .          | .           |
| Ebonyi       | .          | .           | .          | .           | .          | .           | .          | .           |
| Edo          | .          | .           | .          | .           | .          | .           | .          | .           |
| Ekiti        | .          | .           | .          | .           | .          | .           | .          | .           |
| Enugu        | .          | .           | .          | .           | .          | .           | .          | .           |
| Gombe        | .          | .           | .          | .           | .          | .           | .          | .           |
| Imo          | .          | .           | .          | .           | .          | .           | .          | .           |
| Jigawa       | .          | .           | .          | .           | .          | .           | .          | .           |
| Kaduna       | .          | .           | .          | .           | .          | .           | .          | .           |
| Kano         | .          | .           | .          | .           | .          | .           | .          | .           |
| Katsina      | .          | .           | .          | .           | .          | .           | .          | .           |
| Kebbi        | .          | .           | .          | .           | .          | .           | .          | .           |
| Kogi         | .          | .           | .          | .           | .          | .           | .          | .           |
| Kwara        | .          | .           | .          | .           | .          | .           | .          | .           |
| Lagos        | .          | .           | .          | .           | .          | .           | .          | .           |
| Nasarawa     | .          | .           | .          | .           | .          | .           | .          | .           |
| Niger        | 55         | 112         | 60         | 103         | 56         | 108         | 67         | 118         |
| Ogun         | .          | .           | .          | .           | .          | .           | .          | .           |
| Ondo         | .          | .           | .          | .           | .          | .           | .          | .           |
| Osun         | .          | .           | .          | .           | .          | .           | .          | .           |
| Oyo          | .          | .           | .          | .           | .          | .           | .          | .           |
| Plateau      | .          | .           | .          | .           | .          | .           | .          | .           |
| Rivers       | .          | .           | .          | .           | .          | .           | .          | .           |
| Sokoto       | .          | .           | .          | .           | .          | .           | .          | .           |
| Taraba       | .          | .           | .          | .           | .          | .           | .          | .           |
| Yobe         | .          | .           | .          | .           | .          | .           | .          | .           |
| Zamfara      | .          | .           | .          | .           | .          | .           | .          | .           |
| FCT          | .          | .           | .          | .           | .          | .           | .          | .           |
| <b>TOTAL</b> | <b>55</b>  | <b>112</b>  | <b>60</b>  | <b>103</b>  | <b>56</b>  | <b>108</b>  | <b>67</b>  | <b>118</b>  |

TABLE 4.6.4

HEALTH STATISTICS 2006  
Health Personnel by Type

| STATE       | Med Doctors |        |         |        |         |        |         |        | Dentists |        |         |        |         |         |         |        |
|-------------|-------------|--------|---------|--------|---------|--------|---------|--------|----------|--------|---------|--------|---------|---------|---------|--------|
|             | 1ST QTR     |        | 2ND QTR |        | 3RD QTR |        | 4TH QTR |        | 1ST QTR  |        | 2ND QTR |        | 3RD QTR |         | 4TH QTR |        |
|             | Male        | Female | Male    | Female | Male    | Female | Male    | Female | Male     | Female | Male    | Female | Male    | Fenmale | Male    | Female |
| Abia        | 11          | 9      | 11      | 9      | 11      | 9      | 11      | 9      | .        | 3      | .       | 3      | .       | 5       | .       | 5      |
| Adamawa     | .           | 43     | .       | 43     | .       | 43     | .       | 43     | .        | .      | .       | .      | .       | .       | .       | .      |
| Akwa-Ibom   | .           | .      | .       | .      | .       | .      | .       | .      | .        | .      | .       | .      | .       | .       | .       | .      |
| Anambra     | 107         | 5      | 107     | 5      | 107     | 5      | 107     | 5      | 4        | 8      | 4       | 8      | 4       | 8       | 4       | 8      |
| Bauchi      | 88          | 7      | 99      | 10     | 114     | 11     | 114     | 11     | 4        | 1      | 4       | 1      | 4       | 1       | 1       | 4      |
| Bayesa      | .           | .      | .       | .      | .       | .      | .       | .      | .        | .      | .       | .      | .       | .       | .       | .      |
| Benue       | .           | .      | .       | .      | .       | .      | .       | .      | .        | .      | .       | .      | .       | .       | .       | .      |
| Borno       | .           | .      | .       | .      | .       | .      | .       | .      | .        | .      | .       | .      | .       | .       | .       | .      |
| Cross River | 75          | 4      | 75      | 4      | 75      | 4      | 75      | 4      | .        | .      | .       | .      | .       | .       | .       | .      |
| Delta       | .           | .      | .       | .      | .       | .      | .       | .      | .        | .      | .       | .      | .       | .       | .       | .      |
| Ebonyi      | 266         | 79     | 266     | 79     | 266     | 79     | 266     | 79     | 2        | .      | 2       | .      | 2       | .       | 2       | .      |
| Edo         | .           | .      | .       | .      | .       | .      | .       | .      | .        | .      | .       | .      | .       | .       | .       | .      |
| Ekiti       | 39          | 42     | 39      | 42     | 39      | 42     | 39      | 42     | 6        | 5      | 6       | 5      | 6       | 5       | 6       | 5      |
| Enugu       | .           | .      | .       | .      | .       | .      | .       | .      | .        | .      | .       | .      | .       | .       | .       | .      |
| Gombe       | 70          | 2      | 70      | 2      | 70      | 2      | 70      | 2      | 2        | 1      | 2       | 1      | 2       | 1       | 2       | 1      |
| Imo         | .           | .      | .       | .      | .       | .      | .       | .      | .        | .      | .       | .      | .       | .       | .       | .      |
| Jigawa      | .           | .      | .       | .      | .       | .      | .       | .      | .        | .      | .       | .      | .       | .       | .       | .      |
| Kaduna      | 134         | 35     | 134     | 35     | 134     | 35     | 134     | 35     | 17       | 20     | 17      | 20     | 17      | 20      | 17      | 20     |
| Kano        | .           | 242    | .       | 280    | .       | 280    | .       | 288    | .        | 16     | .       | 16     | .       | 16      | .       | 16     |
| Katsina     | .           | .      | .       | .      | .       | .      | .       | .      | .        | .      | .       | .      | .       | .       | .       | .      |
| Kebbi       | 85          | 3      | 85      | 3      | 85      | 3      | 85      | 3      | 1        | .      | 1       | .      | 1       | .       | 1       | .      |
| Kogi        | .           | .      | .       | .      | .       | .      | .       | .      | .        | .      | .       | .      | .       | .       | .       | .      |
| Kwara       | .           | .      | .       | .      | .       | .      | .       | .      | .        | .      | .       | .      | .       | .       | .       | .      |
| Lagos       | .           | .      | .       | .      | .       | .      | .       | .      | .        | .      | .       | .      | .       | .       | .       | .      |
| Nasarawa    | .           | .      | .       | .      | .       | .      | .       | .      | .        | .      | .       | .      | .       | .       | .       | .      |
| Niger       | 247         | 6      | 247     | 6      | 247     | 6      | 247     | 6      | 13       | .      | 13      | .      | 13      | .       | 13      | .      |
| Ogun        | .           | .      | .       | .      | .       | .      | .       | .      | .        | .      | .       | .      | .       | .       | .       | .      |
| Ondo        | .           | .      | .       | .      | .       | .      | .       | .      | .        | .      | .       | .      | .       | .       | .       | .      |
| Osun        | 293         | 85     | 293     | 85     | 293     | 85     | 293     | 85     | 25       | 9      | 25      | 9      | 25      | 9       | 25      | 9      |
| Oyo         | .           | .      | .       | .      | .       | .      | .       | .      | .        | .      | .       | .      | .       | .       | .       | .      |
| Plateau     | 48          | 25     | 48      | 25     | 48      | 25     | 48      | 25     | 4        | .      | 4       | .      | 4       | .       | 4       | .      |
| Rivers      | .           | .      | .       | .      | .       | .      | .       | .      | .        | .      | .       | .      | .       | .       | .       | .      |
| Sokoto      | 43          | 3      | 43      | 3      | 43      | 3      | 43      | 2      | .        | .      | .       | .      | .       | .       | .       | .      |
| Taraba      | 36          | 2      | 36      | 2      | 36      | 2      | 36      | 2      | 11       | 6      | 11      | 6      | 11      | 6       | 11      | 6      |
| Yobe        | .           | .      | .       | .      | .       | .      | .       | .      | .        | .      | .       | .      | .       | .       | .       | .      |
| Zamfara     | .           | .      | .       | .      | .       | .      | .       | .      | .        | .      | .       | .      | .       | .       | .       | .      |
| FCT         | .           | .      | .       | .      | .       | .      | .       | .      | .        | .      | .       | .      | .       | .       | .       | .      |
| TOTAL       | 1,542       | 592    | 1,553   | 633    | 1,568   | 634    | 1,568   | 641    | 89       | 69     | 89      | 69     | 89      | 71      | 86      | 74     |

TABLE 4.6.4(Contd)

HEALTH STATISTICS 2006  
Health Personnel by Type

| STATE       | Pharmacists         |     |                     |     |                     |     |                     |     | Pharmacy Staff      |     |                     |     |                     |     |                     |     |
|-------------|---------------------|-----|---------------------|-----|---------------------|-----|---------------------|-----|---------------------|-----|---------------------|-----|---------------------|-----|---------------------|-----|
|             | 1 <sup>ST</sup> QTR |     | 2 <sup>ND</sup> QTR |     | 3 <sup>RD</sup> QTR |     | 4 <sup>TH</sup> QTR |     | 1 <sup>ST</sup> QTR |     | 2 <sup>ND</sup> QTR |     | 3 <sup>RD</sup> QTR |     | 4 <sup>TH</sup> QTR |     |
|             | Male                | Fem | Male                | Fem | Male                | Fem | Male                | Fem | Male                | Fem | Male                | Fem | Male                | Fem | Male                | Fem |
| Abia        | 8                   | 4   | 8                   | 4   | 8                   | 4   | 8                   | 4   | .                   | .   | .                   | .   | .                   | .   | .                   | .   |
| Adamawa     | .                   | 13  | .                   | 13  | .                   | 13  | .                   | 13  | .                   | 69  | .                   | 69  | .                   | 69  | .                   | 90  |
| Akwa-Ibom   | .                   | .   | .                   | .   | .                   | .   | .                   | .   | .                   | .   | .                   | .   | .                   | .   | .                   | .   |
| Anambra     | 7                   | 9   | 7                   | 9   | 7                   | 9   | 7                   | 9   | 23                  | 22  | 23                  | 22  | 23                  | 22  | 23                  | 22  |
| Bauchi      | 21                  | 2   | 21                  | 2   | 21                  | 2   | 21                  | 2   | .                   | .   | .                   | .   | .                   | .   | .                   | .   |
| Bayesa      | .                   | .   | .                   | .   | .                   | .   | .                   | .   | .                   | .   | .                   | .   | .                   | .   | .                   | .   |
| Benue       | .                   | .   | .                   | .   | .                   | .   | .                   | .   | .                   | .   | .                   | .   | .                   | .   | .                   | .   |
| Borno       | .                   | .   | .                   | .   | .                   | .   | .                   | .   | .                   | .   | .                   | .   | .                   | .   | .                   | .   |
| Cross River | 11                  | 3   | 11                  | 3   | 11                  | 3   | 11                  | 3   | 70                  | 146 | 70                  | 146 | 70                  | 146 | 70                  | 146 |
| Delta       | .                   | .   | .                   | .   | .                   | .   | .                   | .   | .                   | .   | .                   | .   | .                   | .   | .                   | .   |
| Ebonyi      | 20                  | 14  | 20                  | 14  | 20                  | 14  | 20                  | 14  | 11                  | 6   | 11                  | 6   | 11                  | 6   | 11                  | 6   |
| Edo         | .                   | .   | .                   | .   | .                   | .   | .                   | .   | .                   | .   | .                   | .   | .                   | .   | .                   | .   |
| Ekiti       | 12                  | 15  | 12                  | 15  | 12                  | 15  | 12                  | 15  | 58                  | 48  | 58                  | 48  | 58                  | 48  | 58                  | 48  |
| Enugu       | .                   | .   | .                   | .   | .                   | .   | .                   | .   | .                   | .   | .                   | .   | .                   | .   | .                   | .   |
| Gombe       | 16                  | .   | 16                  | .   | 6                   | .   | 16                  | .   | 36                  | 18  | 36                  | 18  | 36                  | 18  | 36                  | 18  |
| Imo         | .                   | .   | .                   | .   | .                   | .   | .                   | .   | .                   | .   | .                   | .   | .                   | .   | .                   | .   |
| Jigawa      | .                   | .   | .                   | .   | .                   | .   | .                   | .   | .                   | .   | .                   | .   | .                   | .   | .                   | .   |
| Kaduna      | 47                  | 29  | 47                  | 29  | 47                  | 29  | 47                  | 29  | 124                 | 91  | 124                 | 91  | 124                 | 91  | 133                 | 96  |
| Kano        | .                   | 46  | .                   | 46  | .                   | 46  | .                   | 46  | .                   | 193 | .                   | 193 | .                   | 193 | .                   | 193 |
| Katsina     | .                   | .   | .                   | .   | .                   | .   | .                   | .   | .                   | .   | .                   | .   | .                   | .   | .                   | .   |
| Kebbi       | 9                   | 1   | 9                   | 1   | 9                   | 1   | 9                   | 1   | 73                  | 5   | 73                  | 5   | 73                  | 5   | 73                  | 5   |
| Kogi        | .                   | .   | .                   | .   | .                   | .   | .                   | .   | .                   | .   | .                   | .   | .                   | .   | .                   | .   |
| Kwara       | .                   | .   | .                   | .   | .                   | .   | .                   | .   | .                   | .   | .                   | .   | .                   | .   | .                   | .   |
| Lagos       | .                   | .   | .                   | .   | .                   | .   | .                   | .   | .                   | .   | .                   | .   | .                   | .   | .                   | .   |
| Nasarawa    | .                   | .   | .                   | .   | .                   | .   | .                   | .   | .                   | .   | .                   | .   | .                   | .   | .                   | .   |
| Niger       | 82                  | 9   | 82                  | 9   | 82                  | 9   | 82                  | 9   | 52                  | .   | 52                  | .   | 52                  | .   | 52                  | .   |
| Ogun        | .                   | .   | .                   | .   | .                   | .   | .                   | .   | .                   | .   | .                   | .   | .                   | .   | .                   | .   |
| Ondo        | .                   | .   | .                   | .   | .                   | .   | .                   | .   | .                   | .   | .                   | .   | .                   | .   | .                   | .   |
| Osun        | 60                  | 20  | 60                  | 20  | 60                  | 20  | 60                  | 20  | 54                  | 30  | 54                  | 30  | 54                  | 30  | 54                  | 30  |
| Oyo         | .                   | .   | .                   | .   | .                   | .   | .                   | .   | .                   | .   | .                   | .   | .                   | .   | .                   | .   |
| Plateau     | 64                  | 32  | 64                  | 32  | 64                  | 32  | 64                  | 32  | 9                   | 5   | 9                   | 5   | 9                   | 5   | 9                   | 5   |
| Rivers      | .                   | .   | .                   | .   | .                   | .   | .                   | .   | .                   | .   | .                   | .   | .                   | .   | .                   | .   |
| Sokoto      | 17                  | 2   | 17                  | 2   | 17                  | 2   | 17                  | 2   | 112                 | 9   | 112                 | 9   | 112                 | 9   | 112                 | 9   |
| Taraba      | 10                  | .   | 10                  | .   | 10                  | .   | 10                  | .   | 24                  | 26  | 24                  | 26  | 24                  | 26  | 24                  | 26  |
| Yobe        | .                   | .   | .                   | .   | .                   | .   | .                   | .   | .                   | .   | .                   | .   | .                   | .   | .                   | .   |
| Zamfara     | .                   | .   | .                   | .   | .                   | .   | .                   | .   | .                   | .   | .                   | .   | .                   | .   | .                   | .   |
| FCT         | .                   | .   | .                   | .   | .                   | .   | .                   | .   | .                   | .   | .                   | .   | .                   | .   | .                   | .   |
| TOTAL       | 384                 | 199 | 384                 | 199 | 374                 | 199 | 384                 | 199 | 646                 | 668 | 646                 | 668 | 646                 | 668 | 655                 | 694 |

TABLE 4.6.4(Contd)

HEALTH STATISTICS 2006  
Health Personnel by Type

| STATE       | Nurses  |        |         |        |         |        |         |        | Midwives |        |         |        |         |        |         |        |
|-------------|---------|--------|---------|--------|---------|--------|---------|--------|----------|--------|---------|--------|---------|--------|---------|--------|
|             | 1ST QTR |        | 2ND QTR |        | 3RD QTR |        | 4TH QTR |        | 1ST QTR  |        | 2ND QTR |        | 3RD QTR |        | 4TH QTR |        |
|             | Male    | Female | Male    | Female | Male    | Female | Male    | Female | Male     | Female | Male    | Female | Male    | Female | Male    | Female |
| Abia        | 4       | 134    | 4       | 134    | 4       | 134    | 4       | 137    | .        | 125    | .       | 125    | .       | 125    | .       | 128    |
| Adamawa     | .       | 767    | .       | 767    | .       | 767    | .       | 918    | .        | 118    | .       | 118    | .       | 118    | .       | 118    |
| Akwa-Ibom   | .       | .      | .       | .      | .       | .      | .       | .      | .        | .      | .       | .      | .       | .      | .       | .      |
| Anambra     | 38      | 563    | 38      | 563    | 38      | 563    | 38      | 563    | .        | .      | .       | .      | .       | .      | .       | .      |
| Bauchi      | 462     | 262    | 462     | 262    | 462     | 262    | 462     | 262    | .        | .      | .       | .      | .       | .      | .       | .      |
| Bayesa      | .       | .      | .       | .      | .       | .      | .       | .      | .        | .      | .       | .      | .       | .      | .       | .      |
| Benue       | .       | .      | .       | .      | .       | .      | .       | .      | .        | .      | .       | .      | .       | .      | .       | .      |
| Borno       | .       | .      | .       | .      | .       | .      | .       | .      | .        | .      | .       | .      | .       | .      | .       | .      |
| Cross River | 257     | .      | 257     | .      | 257     | .      | 257     | .      | 999      | .      | 999     | .      | 999     | .      | 999     |        |
| Delta       | .       | .      | .       | .      | .       | .      | .       | .      | .        | .      | .       | .      | .       | .      | .       | .      |
| Ebonyi      | 24      | 302    | 24      | 302    | 24      | 302    | 24      | 302    | .        | 645    | .       | 645    | .       | 645    | .       | 645    |
| Edo         | .       | .      | .       | .      | .       | .      | .       | .      | .        | .      | .       | .      | .       | .      | .       | .      |
| Ekiti       | 434     | 371    | 434     | 371    | 434     | 371    | 434     | 371    | .        | .      | .       | .      | .       | .      | .       | .      |
| Enugu       | .       | .      | .       | .      | .       | .      | .       | .      | .        | .      | .       | .      | .       | .      | .       | .      |
| Gombe       | 190     | 376    | 190     | 376    | 190     | 376    | 190     | 376    | .        | .      | .       | .      | .       | .      | .       | .      |
| Imo         | .       | .      | .       | .      | .       | .      | .       | .      | .        | .      | .       | .      | .       | .      | .       | .      |
| Jigawa      | .       | .      | .       | .      | .       | .      | .       | .      | .        | .      | .       | .      | .       | .      | .       | .      |
| Kaduna      | 208     | 1,011  | 208     | 1,011  | 208     | 1,011  | 208     | 1,011  | .        | 1,011  | .       | 1,011  | .       | 1,011  | .       | 1,188  |
| Kano        | .       | 1,378  | .       | 1,378  | .       | 1,378  | .       | 1,392  | .        | .      | .       | .      | .       | .      | .       | .      |
| Katsina     | .       | .      | .       | .      | .       | .      | .       | .      | .        | .      | .       | .      | .       | .      | .       | .      |
| Kebbi       | 234     | 98     | 234     | 98     | 234     | 98     | 234     | 98     | .        | 110    | .       | 110    | .       | 110    | .       | 110    |
| Kogi        | .       | .      | .       | .      | .       | .      | .       | .      | .        | .      | .       | .      | .       | .      | .       | .      |
| Kwara       | .       | .      | .       | .      | .       | .      | .       | .      | .        | .      | .       | .      | .       | .      | .       | .      |
| Lagos       | .       | .      | .       | .      | .       | .      | .       | .      | .        | .      | .       | .      | .       | .      | .       | .      |
| Nasarawa    | .       | .      | .       | .      | .       | .      | .       | .      | .        | .      | .       | .      | .       | .      | .       | .      |
| Niger       | 1,527   | 1,271  | 1,527   | 1,271  | 1,527   | 1,271  | 1,527   | 1,271  | .        | 466    | .       | 466    | .       | 466    | .       | 466    |
| Ogun        | .       | .      | .       | .      | .       | .      | .       | .      | .        | .      | .       | .      | .       | .      | .       | .      |
| Ondo        | .       | .      | .       | .      | .       | .      | .       | .      | .        | .      | .       | .      | .       | .      | .       | .      |
| Osun        | 388     | .      | 388     | .      | 388     | .      | 388     | .      | .        | 14,681 | .       | 14,681 | .       | 14,681 | .       | 14,681 |
| Oyo         | .       | .      | .       | .      | .       | .      | .       | .      | .        | .      | .       | .      | .       | .      | .       | .      |
| Plateau     | 410     | 820    | 410     | 820    | 410     | 820    | 410     | 820    | .        | .      | .       | .      | .       | .      | .       | .      |
| Rivers      | .       | .      | .       | .      | .       | .      | .       | .      | .        | .      | .       | .      | .       | .      | .       | .      |
| Sokoto      | 521     | 563    | 521     | 563    | 521     | 563    | 521     | 563    | .        | 323    | .       | 323    | .       | 323    | .       | 323    |
| Taraba      | 260     | .      | 260     | .      | 260     | .      | 260     | .      | .        | 428    | .       | 428    | .       | 428    | .       | 428    |
| Yobe        | .       | .      | .       | .      | .       | .      | .       | .      | .        | .      | .       | .      | .       | .      | .       | .      |
| Zamfara     | .       | .      | .       | .      | .       | .      | .       | .      | .        | .      | .       | .      | .       | .      | .       | .      |
| FCT         | .       | .      | .       | .      | .       | .      | .       | .      | .        | .      | .       | .      | .       | .      | .       | .      |
| TOTAL       | 4,957   | 7,916  | 4,957   | 7,916  | 4,957   | 7,916  | 4,957   | 8,084  | 0        | 18,906 | 0       | 18,906 | 0       | 18,906 | 0       | 19,086 |

TABLE 4.6.4Contd)

HEALTH STATISTICS 2006  
Health Personnel by Type

| STATE     | Community Health Workers |       |         |       |         |       |         |       | Health Education Officers |     |         |     |         |     |         |     |
|-----------|--------------------------|-------|---------|-------|---------|-------|---------|-------|---------------------------|-----|---------|-----|---------|-----|---------|-----|
|           | 1ST QTR                  |       | 2ND QTR |       | 3RD QTR |       | 4TH QTR |       | 1ST QTR                   |     | 2ND QTR |     | 3RD QTR |     | 4TH QTR |     |
|           | Male                     | Fem   | Male    | Fem   | Male    | Fem   | Male    | Fem   | Male                      | Fem | Male    | Fem | Male    | Fem | Male    | Fem |
| Abia      | .                        | .     | .       | .     | .       | .     | .       | .     | 3                         | 1   | 3       | 1   | 3       | 1   | 3       | 1   |
| Adamawa   | 1,141                    | 752   | 1,141   | 752   | 1,137   | 751   | 1,131   | 742   | 20                        | 8   | 20      | 8   | 20      | 8   | 20      | 8   |
| Akwa-Ibom | .                        | .     | .       | .     | .       | .     | .       | .     | .                         | .   | .       | .   | .       | .   | .       | .   |
| Anambra   | .                        | .     | .       | .     | .       | .     | .       | .     | 7                         | 1   | 7       | 1   | 7       | 1   | 7       | 1   |
| Bauchi    | 211                      | 53    | 211     | 53    | 211     | 53    | 211     | 53    | 2                         | .   | 2       | .   | 2       | .   | 2       | .   |
| Bayesa    | .                        | .     | .       | .     | .       | .     | .       | .     | .                         | .   | .       | .   | .       | .   | .       | .   |
| Benue     | .                        | .     | .       | .     | .       | .     | .       | .     | .                         | .   | .       | .   | .       | .   | .       | .   |
| Borno     | .                        | .     | .       | .     | .       | .     | .       | .     | .                         | .   | .       | .   | .       | .   | .       | .   |
| C/ River  | 42                       | 114   | 42      | 114   | 42      | 114   | 42      | 114   | 36                        | 39  | 36      | 39  | 36      | 39  | 36      | 39  |
| Delta     | .                        | .     | .       | .     | .       | .     | .       | .     | .                         | .   | .       | .   | .       | .   | .       | .   |
| Ebonyi    | 60                       | 34    | 60      | 34    | 60      | 34    | 60      | 34    | 26                        | 14  | 26      | 14  | 26      | 14  | 26      | 14  |
| Edo       | .                        | .     | .       | .     | .       | .     | .       | .     | .                         | .   | .       | .   | .       | .   | .       | .   |
| Ekiti     | 431                      | 370   | 431     | 370   | 431     | 370   | 431     | 370   | 2                         | 2   | 2       | 2   | 2       | 2   | 2       | 2   |
| Enugu     | .                        | .     | .       | .     | .       | .     | .       | .     | .                         | .   | .       | .   | .       | .   | .       | .   |
| Gombe     | 101                      | 48    | 101     | 48    | 101     | 48    | 101     | 48    | 4                         | 2   | 4       | 2   | 4       | 2   | 4       | 2   |
| Imo       | .                        | .     | .       | .     | .       | .     | .       | .     | .                         | .   | .       | .   | .       | .   | .       | .   |
| Jigawa    | .                        | .     | .       | .     | .       | .     | .       | .     | .                         | .   | .       | .   | .       | .   | .       | .   |
| Kaduna    | 45                       | 42    | 45      | 42    | 45      | 42    | 45      | 42    | 2                         | .   | 2       | .   | 2       | .   | 2       | .   |
| Kano      | .                        | 693   | .       | 693   | .       | 693   | .       | 693   | .                         | .   | .       | .   | .       | .   | .       | .   |
| Katsina   | .                        | .     | .       | .     | .       | .     | .       | .     | .                         | .   | .       | .   | .       | .   | .       | .   |
| Kebbi     | 334                      | 57    | 334     | 57    | 334     | 57    | 334     | 57    | 14                        | 4   | 14      | 4   | 14      | 4   | 14      | 4   |
| Kogi      | .                        | .     | .       | .     | .       | .     | .       | .     | .                         | .   | .       | .   | .       | .   | .       | .   |
| Kwara     | .                        | .     | .       | .     | .       | .     | .       | .     | .                         | .   | .       | .   | .       | .   | .       | .   |
| Lagos     | .                        | .     | .       | .     | .       | .     | .       | .     | .                         | .   | .       | .   | .       | .   | .       | .   |
| Nasarawa  | .                        | .     | .       | .     | .       | .     | .       | .     | .                         | .   | .       | .   | .       | .   | .       | .   |
| Niger     | 2,604                    | 1,139 | 2,604   | 1,139 | 2,604   | 1,139 | 2,604   | 1,139 | 3                         | 1   | 3       | 1   | 3       | 1   | 3       | 1   |
| Ogun      | .                        | .     | .       | .     | .       | .     | .       | .     | .                         | .   | .       | .   | .       | .   | .       | .   |
| Ondo      | .                        | .     | .       | .     | .       | .     | .       | .     | .                         | .   | .       | .   | .       | .   | .       | .   |
| Osun      | 151                      | 866   | 151     | 866   | 151     | 866   | 151     | 866   | 1                         | 1   | 1       | 1   | 1       | 1   | 1       | 1   |
| Oyo       | .                        | .     | .       | .     | .       | .     | .       | .     | .                         | .   | .       | .   | .       | .   | .       | .   |
| Plateau   | 153                      | 306   | 153     | 306   | 153     | 306   | 153     | 306   | 9                         | 2   | 9       | 2   | 9       | 2   | 9       | 2   |
| Rivers    | .                        | .     | .       | .     | .       | .     | .       | .     | .                         | .   | .       | .   | .       | .   | .       | .   |
| Sokoto    | 1,253                    | 209   | 1,253   | 209   | 1,253   | 209   | 1,253   | 209   | 36                        | 3   | 36      | 3   | 36      | 3   | 36      | 3   |
| Taraba    | 1,442                    | .     | 1,442   | .     | 1,442   | .     | 1,442   | .     | .                         | .   | .       | .   | .       | .   | .       | .   |
| Yobe      | .                        | .     | .       | .     | .       | .     | .       | .     | .                         | .   | .       | .   | .       | .   | .       | .   |
| Zamfara   | .                        | .     | .       | .     | .       | .     | .       | .     | .                         | .   | .       | .   | .       | .   | .       | .   |
| FCT       | .                        | .     | .       | .     | .       | .     | .       | .     | .                         | .   | .       | .   | .       | .   | .       | .   |
| TOTAL     | 7,968                    | 4,683 | 7,968   | 4,683 | 7,964   | 4,682 | 7,958   | 4,673 | 165                       | 78  | 165     | 78  | 165     | 78  | 165     | 78  |

TABLE 4.6.4(Contd)

HEALTH STATISTICS 2006  
Health Personnel by Type

| STATE     | Sanitary Health Engineers |        |         |        |         |        |         |         | Environmental Health Officers |        |         |        |         |        |         |        |
|-----------|---------------------------|--------|---------|--------|---------|--------|---------|---------|-------------------------------|--------|---------|--------|---------|--------|---------|--------|
|           | 1 <sup>ST</sup> QTR       |        | 2ND QTR |        | 3RD QTR |        | 4TH QTR |         | 1ST QTR                       |        | 2ND QTR |        | 3RD QTR |        | 4TH QTR |        |
|           | Male                      | Female | Male    | Female | Male    | Female | Male    | Fenmale | Male                          | Female | Male    | Female | Male    | Female | Male    | Female |
| Abia      |                           |        |         |        |         |        |         |         | 13                            | 1      | 13      | 1      | 13      | 1      | 13      | 1      |
| Adamawa   |                           |        |         |        |         |        |         |         | 53                            | 25     | 53      | 25     | 57      | 26     | 57      | 26     |
| Akwa-Ibom | .                         | .      | .       | .      | .       | .      | .       | .       | .                             | .      | .       | .      | .       | .      | .       | .      |
| Anambra   |                           |        |         |        |         |        |         |         | 3                             | 11     | 3       | 11     | 3       | 11     | 3       | 11     |
| Bauchi    |                           |        |         |        |         |        |         |         | 83                            | 11     | 83      | 11     | 83      | 11     | 83      | 11     |
| Bayesa    | .                         | .      | .       | .      | .       | .      | .       | .       | .                             | .      | .       | .      | .       | .      | .       | .      |
| Benue     | .                         | .      | .       | .      | .       | .      | .       | .       | .                             | .      | .       | .      | .       | .      | .       | .      |
| Borno     | .                         | .      | .       | .      | .       | .      | .       | .       | .                             | .      | .       | .      | .       | .      | .       | .      |
| C/ River  |                           |        |         |        |         |        |         |         | 22                            | 16     | 22      | 16     | 22      | 16     | 22      | 16     |
| Delta     | .                         | .      | .       | .      | .       | .      | .       | .       | .                             | .      | .       | .      | .       | .      | .       | .      |
| Ebonyi    | 3                         | .      | 3       | .      | 3       | .      | 3       | .       | 58                            | 26     | 58      | 26     | 58      | 26     | 58      | 26     |
| Edo       | .                         | .      | .       | .      | .       | .      | .       | .       | .                             | .      | .       | .      | .       | .      | .       | .      |
| Ekiti     | 693                       | 1,069  | 693     | 1,069  | 693     | 1,069  | 693     | 1,069   | 3                             | 3      | 3       | 3      | 3       | 3      | 3       | 3      |
| Enugu     | .                         | .      | .       | .      | .       | .      | .       | .       | .                             | .      | .       | .      | .       | .      | .       | .      |
| Gombe     |                           |        |         |        |         |        |         |         | 120                           | 28     | 120     | 28     | 120     | 28     | 120     | 28     |
| Imo       | .                         | .      | .       | .      | .       | .      | .       | .       | .                             | .      | .       | .      | .       | .      | .       | .      |
| Jigawa    | .                         | .      | .       | .      | .       | .      | .       | .       | .                             | .      | .       | .      | .       | .      | .       | .      |
| Kaduna    |                           |        |         |        |         |        |         |         | 47                            | 15     | 47      | 15     | 47      | 15     | 47      | 15     |
| Kano      | .                         | .      | .       | .      | .       | .      | .       | .       | .                             | .      | .       | .      | .       | .      | .       | .      |
| Katsina   | .                         | .      | .       | .      | .       | .      | .       | .       | .                             | .      | .       | .      | .       | .      | .       | .      |
| Kebbi     |                           |        |         |        |         |        |         |         | 24                            | 6      | 24      | 6      | 24      | 6      | 24      | 6      |
| Kogi      | .                         | .      | .       | .      | .       | .      | .       | .       | .                             | .      | .       | .      | .       | .      | .       | .      |
| Kwara     | .                         | .      | .       | .      | .       | .      | .       | .       | .                             | .      | .       | .      | .       | .      | .       | .      |
| Lagos     | .                         | .      | .       | .      | .       | .      | .       | .       | .                             | .      | .       | .      | .       | .      | .       | .      |
| Nasarawa  | .                         | .      | .       | .      | .       | .      | .       | .       | .                             | .      | .       | .      | .       | .      | .       | .      |
| Niger     |                           |        |         |        |         |        |         |         | 21                            | 2      | 21      | 2      | 21      | 2      | 21      | 2      |
| Ogun      | .                         | .      | .       | .      | .       | .      | .       | .       | .                             | .      | .       | .      | .       | .      | .       | .      |
| Ondo      | .                         | .      | .       | .      | .       | .      | .       | .       | .                             | .      | .       | .      | .       | .      | .       | .      |
| Osun      |                           |        |         |        |         |        |         |         | 255                           | 125    | 255     | 125    | 255     | 125    | 255     | 125    |
| Oyo       | .                         | .      | .       | .      | .       | .      | .       | .       | .                             | .      | .       | .      | .       | .      | .       | .      |
| Plateau   |                           |        |         |        |         |        |         |         | 220                           | 110    | 220     | 110    | 220     | 110    | 220     | 110    |
| Rivers    | .                         | .      | .       | .      | .       | .      | .       | .       | .                             | .      | .       | .      | .       | .      | .       | .      |
| Sokoto    | .                         | .      | .       | .      | .       | .      | .       | .       | 67                            | .      | 67      | .      | 67      | .      | 67      | .      |
| Taraba    | .                         | .      | .       | .      | .       | .      | .       | .       | .                             | .      | .       | .      | .       | .      | .       | .      |
| Yobe      | .                         | .      | .       | .      | .       | .      | .       | .       | .                             | .      | .       | .      | .       | .      | .       | .      |
| Zamfara   | .                         | .      | .       | .      | .       | .      | .       | .       | .                             | .      | .       | .      | .       | .      | .       | .      |
| FCT       | .                         | .      | .       | .      | .       | .      | .       | .       | .                             | .      | .       | .      | .       | .      | .       | .      |
| TOTAL     | 696                       | 1,069  | 696     | 1,069  | 696     | 1,069  | 696     | 1,069   | 989                           | 379    | 989     | 379    | 993     | 380    | 993     | 380    |

TABLE 4.6.4(Contd)

HEALTH STATISTICS 2006  
Health Personnel by Type

| STATE     | Medical Laboratory Staff |     |         |     |         |     |         |     | Radiology Diagnosis Staff |     |         |     |         |     |         |     |
|-----------|--------------------------|-----|---------|-----|---------|-----|---------|-----|---------------------------|-----|---------|-----|---------|-----|---------|-----|
|           | 1ST QTR                  |     | 2ND QTR |     | 3RD QTR |     | 4TH QTR |     | 1ST QTR                   |     | 2ND QTR |     | 3RD QTR |     | 4TH QTR |     |
|           | Male                     | Fem | Male    | Fem | Male    | Fem | Male    | Fem | Male                      | Fem | Male    | Fem | Male    | Fem | Male    | Fem |
| Abia      | 9                        | 10  | 9       | 10  | 9       | 10  | 9       | 10  | .                         | .   | .       | .   | .       | .   | .       | .   |
| Adamawa   | .                        | 119 | .       | 109 | .       | 109 | .       | 109 | .                         | 18  | .       | 18  | .       | 18  | .       | 18  |
| Akwa-Ibom | .                        | .   | .       | .   | .       | .   | .       | .   | .                         | .   | .       | .   | .       | .   | .       | .   |
| Anambra   | 15                       | 16  | 15      | 16  | 15      | 16  | 15      | 16  | .                         | .   | .       | .   | .       | .   | .       | .   |
| Bauchi    | 55                       | 7   | 55      | 7   | 55      | 7   | 55      | 7   | .                         | .   | .       | .   | .       | .   | .       | .   |
| Bayesa    | .                        | .   | .       | .   | .       | .   | .       | .   | .                         | .   | .       | .   | .       | .   | .       | .   |
| Benue     | .                        | .   | .       | .   | .       | .   | .       | .   | .                         | .   | .       | .   | .       | .   | .       | .   |
| Borno     | .                        | .   | .       | .   | .       | .   | .       | .   | .                         | .   | .       | .   | .       | .   | .       | .   |
| C/ River  | 59                       | 68  | 59      | 68  | 59      | 68  | 59      | 68  | 63                        | 88  | 63      | 88  | 63      | 88  | 63      | 88  |
| Delta     | .                        | .   | .       | .   | .       | .   | .       | .   | .                         | .   | .       | .   | .       | .   | .       | .   |
| Ebonyi    | 101                      | 27  | 101     | 27  | 101     | 27  | 101     | 27  | .                         | .   | .       | .   | .       | .   | .       | .   |
| Edo       | .                        | .   | .       | .   | .       | .   | .       | .   | .                         | .   | .       | .   | .       | .   | .       | .   |
| Ekiti     | 38                       | 31  | 38      | 31  | 38      | 31  | 38      | 31  | 31                        | 22  | 31      | 22  | 31      | 22  | 31      | 22  |
| Enugu     | .                        | .   | .       | .   | .       | .   | .       | .   | .                         | .   | .       | .   | .       | .   | .       | .   |
| Gombe     | 19                       | 4   | 19      | 4   | 19      | 4   | 19      | 4   | 2                         | .   | 2       | .   | 2       | .   | 2       | .   |
| Imo       | .                        | .   | .       | .   | .       | .   | .       | .   | .                         | .   | .       | .   | .       | .   | .       | .   |
| Jigawa    | .                        | .   | .       | .   | .       | .   | .       | .   | .                         | .   | .       | .   | .       | .   | .       | .   |
| Kaduna    | 113                      | 62  | 113     | 62  | 113     | 62  | 123     | 67  | 3                         | .   | 3       | .   | 3       | .   | 3       | .   |
| Kano      | .                        | 223 | .       | 223 | .       | 223 | .       | 223 | .                         | .   | .       | .   | .       | .   | .       | .   |
| Katsina   | .                        | .   | .       | .   | .       | .   | .       | .   | .                         | .   | .       | .   | .       | .   | .       | .   |
| Kebbi     | 63                       | 35  | 63      | 35  | 63      | 35  | 63      | 35  | 3                         | .   | 3       | .   | 3       | .   | 3       | .   |
| Kogi      | .                        | .   | .       | .   | .       | .   | .       | .   | .                         | .   | .       | .   | .       | .   | .       | .   |
| Kwara     | .                        | .   | .       | .   | .       | .   | .       | .   | .                         | .   | .       | .   | .       | .   | .       | .   |
| Lagos     | .                        | .   | .       | .   | .       | .   | .       | .   | .                         | .   | .       | .   | .       | .   | .       | .   |
| Nasarawa  | .                        | .   | .       | .   | .       | .   | .       | .   | .                         | .   | .       | .   | .       | .   | .       | .   |
| Niger     | 70                       | 52  | 70      | 52  | 70      | 52  | 70      | 52  | 1                         | .   | 1       | .   | 1       | .   | 1       | .   |
| Ogun      | .                        | .   | .       | .   | .       | .   | .       | .   | .                         | .   | .       | .   | .       | .   | .       | .   |
| Ondo      | .                        | .   | .       | .   | .       | .   | .       | .   | .                         | .   | .       | .   | .       | .   | .       | .   |
| Osun      | 78                       | 42  | 78      | 42  | 78      | 42  | 78      | 42  | 12                        | 2   | 12      | 2   | 12      | 2   | 12      | 2   |
| Oyo       | .                        | .   | .       | .   | .       | .   | .       | .   | .                         | .   | .       | .   | .       | .   | .       | .   |
| Plateau   | 200                      | 100 | 200     | 100 | 200     | 100 | 200     | 100 | 4                         | 2   | 4       | 2   | 4       | 2   | 4       | 2   |
| Rivers    | .                        | .   | .       | .   | .       | .   | .       | .   | .                         | .   | .       | .   | .       | .   | .       | .   |
| Sokoto    | 142                      | 17  | 142     | 17  | 142     | 17  | 142     | 17  | .                         | .   | .       | .   | .       | .   | .       | .   |
| Taraba    | 66                       | 22  | 66      | 22  | 66      | 22  | 66      | 22  | 15                        | 4   | 15      | 4   | 15      | 4   | 15      | 4   |
| Yobe      | .                        | .   | .       | .   | .       | .   | .       | .   | .                         | .   | .       | .   | .       | .   | .       | .   |
| Zamfara   | .                        | .   | .       | .   | .       | .   | .       | .   | .                         | .   | .       | .   | .       | .   | .       | .   |
| FCT       | .                        | .   | .       | .   | .       | .   | .       | .   | .                         | .   | .       | .   | .       | .   | .       | .   |
| TOTAL     | 1,028                    | 835 | 1,028   | 825 | 1,028   | 825 | 1,038   | 830 | 134                       | 136 | 134     | 136 | 134     | 136 | 134     | 136 |



TABLE 4.6.4 (Contd)

HEALTH STATISTICS 2006  
Health Personnel by Type

| STATE     | Medical Record Staff |        |         |        |         |        |         |        |
|-----------|----------------------|--------|---------|--------|---------|--------|---------|--------|
|           | 1ST QTR              |        | 2ND QTR |        | 3RD QTR |        | 4TH QTR |        |
|           | Male                 | Female | Male    | Female | Male    | Female | Male    | Female |
| Abia      | 1                    | 7      | 1       | 7      | 1       | 7      | 1       | 7      |
| Adamawa   | .                    | 117    | .       | 117    | .       | 117    | .       | 126    |
| Akwa-Ibom | .                    | .      | .       | .      | .       | .      | .       | .      |
| Anambra   | 4                    | 22     | 4       | 22     | 4       | 22     | 4       | 22     |
| Bauchi    | 81                   | 25     | 81      | 25     | 81      | 25     | 81      | 25     |
| Bayesa    | .                    | .      | .       | .      | .       | .      | .       | .      |
| Benue     | .                    | .      | .       | .      | .       | .      | .       | .      |
| Borno     | .                    | .      | .       | .      | .       | .      | .       | .      |
| C/ River  | 58                   | 122    | 58      | 122    | 58      | 122    | 58      | 122    |
| Delta     | .                    | .      | .       | .      | .       | .      | .       | .      |
| Ebonyi    | 39                   | 33     | 39      | 33     | 39      | 33     | 39      | 33     |
| Edo       | .                    | .      | .       | .      | .       | .      | .       | .      |
| Ekiti     | 59                   | 70     | 59      | 70     | 59      | 70     | 59      | 70     |
| Enugu     | .                    | .      | .       | .      | .       | .      | .       | .      |
| Gombe     | 23                   | 19     | 23      | 19     | 23      | 19     | 23      | 19     |
| Imo       | .                    | .      | .       | .      | .       | .      | .       | .      |
| Jigawa    | .                    | .      | .       | .      | .       | .      | .       | .      |
| Kaduna    | 106                  | 81     | 106     | 81     | 106     | 81     | 100     | 86     |
| Kano      | .                    | 94     | .       | 94     | .       | 94     | .       | 94     |
| Katsina   | .                    | .      | .       | .      | .       | .      | .       | .      |
| Kebbi     | 94                   | 25     | 94      | 25     | 94      | 25     | 94      | 25     |
| Kogi      | .                    | .      | .       | .      | .       | .      | .       | .      |
| Kwara     | .                    | .      | .       | .      | .       | .      | .       | .      |
| Lagos     | .                    | .      | .       | .      | .       | .      | .       | .      |
| Nasarawa  | .                    | .      | .       | .      | .       | .      | .       | .      |
| Niger     | 87                   | 48     | 87      | 48     | 87      | 48     | 87      | 48     |
| Ogun      | .                    | .      | .       | .      | .       | .      | .       | .      |
| Ondo      | .                    | .      | .       | .      | .       | .      | .       | .      |
| Osun      | 62                   | 64     | 62      | 64     | 62      | 64     | 62      | 64     |
| Oyo       | .                    | .      | .       | .      | .       | .      | .       | .      |
| Plateau   | 81                   | 41     | 81      | 41     | 81      | 41     | 81      | 41     |
| Rivers    | .                    | .      | .       | .      | .       | .      | .       | .      |
| Sokoto    | 209                  | 50     | 209     | 50     | 209     | 50     | 209     | 50     |
| Taraba    | 16                   | 14     | 16      | 14     | 16      | 14     | 16      | 14     |
| Yobe      | .                    | .      | .       | .      | .       | .      | .       | .      |
| Zamfara   | .                    | .      | .       | .      | .       | .      | .       | .      |
| FCT       | .                    | .      | .       | .      | .       | .      | .       | .      |
| TOTAL     | 920                  | 832    | 920     | 832    | 920     | 832    | 914     | 846    |

TABLE 4.6.5

HEALTH STATISTICS 2006  
Health Training Institutions by Type

| STATE       | Nursing |       |       |       | Midwifery |       |       |       | Nursing/Midwifery |       |       |       |
|-------------|---------|-------|-------|-------|-----------|-------|-------|-------|-------------------|-------|-------|-------|
|             | QTR 1   | QTR 2 | QTR 3 | QTR 4 | QTR 1     | QTR 2 | QTR 3 | QTR 4 | QTR 1             | QTR 2 | QTR 3 | QTR 4 |
| Abia        | 2       | 2     | 2     | 2     | 3         | 3     | 3     | 3     |                   |       |       |       |
| Adamawa     | 1       | 1     | 1     | 1     | 1         | 1     | 1     | 1     |                   |       |       |       |
| Akwa-Ibom   | .       | .     | .     | .     | .         | .     | .     | .     | .                 | .     | .     | .     |
| Anambra     | .       | .     | 1     | .     | .         | .     | 1     | .     | .                 | .     | .     | .     |
| Bauchi      | 1       | 1     | 1     | 1     | 1         | 1     | 1     | 1     |                   |       |       |       |
| Bayesa      | .       | .     | .     | .     | .         | .     | .     | .     | .                 | .     | .     | .     |
| Benue       | .       | .     | .     | 2     | .         | .     | .     | 2     | .                 | .     | .     | .     |
| Borno       | .       | .     | .     | .     | .         | .     | .     | .     | .                 | .     | .     | .     |
| Cross River | 3       | 3     | 3     | 3     | 3         | 3     | 3     | 3     |                   |       |       |       |
| Delta       | 3       | 3     | 3     | 3     | 2         | 2     | 2     | 2     |                   |       |       |       |
| Ebonyi      | 3       | 3     | 3     | 3     | 2         | 2     | 2     | 2     | 2                 | 2     | 2     | 2     |
| Edo         | .       | .     | .     | .     | .         | .     | .     | .     | .                 | .     | .     | .     |
| Ekiti       | 1       | 1     | 1     | 1     | 1         | 1     | 1     | 1     |                   |       |       |       |
| Enugu       | .       | .     | .     | 2     | .         | .     | .     | 1     |                   |       |       |       |
| Gombe       |         |       |       |       |           |       |       |       | 1                 | 1     | 1     | 1     |
| Imo         | 5       | 5     | 5     | 5     | 2         | 2     | 2     | 2     | 1                 | 1     | 1     | 1     |
| Jigawa      | .       | .     | .     | .     | .         | .     | .     | .     | .                 | .     | .     | .     |
| Kaduna      | 1       | 1     | 1     | 1     | 1         | 1     | 1     | 1     | 1                 | 1     | 1     | 1     |
| Kano        | 1       | 1     | 1     | 1     | 1         | 1     | 1     | 1     |                   |       |       |       |
| Katsina     | .       | .     | .     | .     | .         | .     | .     | .     | .                 | .     | .     | .     |
| Kebbi       |         |       |       |       |           |       |       |       | 1                 | 1     | 1     | 1     |
| Kogi        | 1       | 1     | 1     | 1     | 1         | 1     | 1     | 1     | 1                 | 1     | 1     | 1     |
| Kwara       | .       | .     | .     | 1     | .         | .     | .     | 1     | .                 | .     | .     | .     |
| Lagos       | .       | .     | .     | .     | .         | .     | .     | .     | .                 | .     | .     | .     |
| Nasarawa    | 1       | 1     | 1     | 1     | .         | .     | .     | .     | .                 | .     | .     | .     |
| Niger       | 1       | 1     | 1     | 1     | 1         | 1     | 1     | 1     |                   |       |       |       |
| Ogun        | 3       | 3     | 3     | 3     | 2         | 2     | 2     | 2     |                   |       |       |       |
| Ondo        | .       | .     | .     | .     | .         | .     | .     | .     | .                 | .     | .     | .     |
| Osun        | 5       | 5     | 5     | 5     | 4         | 4     | 4     | 4     |                   |       |       |       |
| Oyo         | 3       | 3     | 3     | 3     | 1         | 1     | 1     | 1     | 1                 | 1     | 1     | 1     |
| Plateau     | .       | .     | .     | 2     | .         | .     | .     | 2     | .                 | .     | .     | .     |
| Rivers      | .       | .     | .     | .     | .         | .     | .     | .     | .                 | .     | .     | .     |
| Sokoto      | 2       | 2     | 2     | 2     | 1         | 1     | 1     | 1     |                   |       |       |       |
| Taraba      | 1       | 1     | 1     | 1     | 1         | 1     | 1     | 1     |                   |       |       |       |
| Yobe        | 1       | 1     | 1     | 1     |           |       |       |       | .                 | .     | .     | .     |
| Zamfara     | .       | .     | .     | .     | .         | .     | .     | .     | .                 | .     | .     | .     |
| FCT         | .       | .     | .     | .     | .         | .     | .     | .     | .                 | .     | .     | .     |
| TOTAL       | 39      | 39    | 40    | 46    | 28        | 28    | 29    | 34    | 8                 | 8     | 8     | 8     |

TABLE 4.6.5 (Contd)

**HEALTH STATISTICS 2006**  
**Health Training Institutions by Type**

| STATE        | Medical Laboratory |          |           |           | Radiography |          |          |          | Health Technical |           |           |           | Medical Records |          |          |           |
|--------------|--------------------|----------|-----------|-----------|-------------|----------|----------|----------|------------------|-----------|-----------|-----------|-----------------|----------|----------|-----------|
|              | QTR 1              | QTR 2    | QTR 3     | QTR 4     | QTR 1       | QTR 2    | QTR 3    | QTR 4    | QTR 1            | QTR 2     | QTR 3     | QTR 4     | QTR 1           | QTR 2    | QTR 3    | QTR 4     |
| Abia         | 2                  | 2        | 2         | 2         |             |          |          |          | .                | .         | .         | .         | 1               | 1        | 1        | 1         |
| Adamawa      | .                  | .        | .         | .         | .           | .        | .        | .        | 1                | 1         | 1         | 1         | .               | .        | .        | .         |
| Akwa-Ibom    | .                  | .        | .         | .         | .           | .        | .        | .        | .                | .         | .         | .         | .               | .        | .        | .         |
| Anambra      | .                  | .        | 1         | .         | .           | .        | .        | .        | .                | .         | .         | .         | .               | .        | .        | .         |
| Bauchi       | 1                  | 1        | 1         | 1         | .           | .        | .        | .        | .                | .         | .         | .         | 1               | 1        | 1        | 1         |
| Bayesa       | .                  | .        | .         | .         | .           | .        | .        | .        | .                | .         | .         | .         | .               | .        | .        | .         |
| Benue        | .                  | .        | .         | 1         | .           | .        | .        | .        | .                | .         | .         | 5         | .               | .        | .        | .         |
| Borno        | .                  | .        | .         | .         | .           | .        | .        | .        | .                | .         | .         | .         | .               | .        | .        | .         |
| Cross River  | .                  | .        | .         | .         | .           | .        | .        | .        | .                | .         | .         | .         | .               | .        | .        | .         |
| Delta        | .                  | .        | .         | .         | .           | .        | .        | .        | 1                | 1         | 1         | 1         | .               | .        | .        | .         |
| Ebonyi       | .                  | .        | .         | .         | .           | .        | .        | .        | 1                | 1         | 1         | 1         | .               | .        | .        | .         |
| Edo          | .                  | .        | .         | .         | .           | .        | .        | .        | .                | .         | .         | .         | .               | .        | .        | .         |
| Ekiti        | 1                  | 1        | 1         | 1         | .           | .        | .        | .        | 1                | 1         | 1         | 1         | 1               | 1        | 1        | 1         |
| Enugu        | .                  | .        | .         | .         | .           | .        | .        | .        | .                | .         | .         | 2         | .               | .        | .        | 2         |
| Gombe        | .                  | .        | .         | .         | .           | .        | .        | .        | 1                | 1         | 1         | 1         | .               | .        | .        | .         |
| Imo          | .                  | .        | .         | .         | .           | .        | .        | .        | 1                | 1         | 1         | 1         | .               | .        | .        | .         |
| Jigawa       | .                  | .        | .         | .         | .           | .        | .        | .        | .                | .         | .         | .         | .               | .        | .        | .         |
| Kaduna       | 2                  | 2        | 2         | 2         | .           | .        | .        | .        | 2                | 2         | 2         | 2         | 2               | 2        | 2        | 2         |
| Kano         | .                  | .        | .         | .         | .           | .        | .        | .        | 1                | 1         | 1         | 1         | .               | .        | .        | .         |
| Katsina      | .                  | .        | .         | .         | .           | .        | .        | .        | .                | .         | .         | .         | .               | .        | .        | .         |
| Kebbi        | .                  | .        | .         | .         | .           | .        | .        | .        | 1                | 1         | 1         | 1         | .               | .        | .        | .         |
| Kogi         | .                  | .        | .         | .         | .           | .        | .        | .        | .                | .         | .         | .         | .               | .        | .        | .         |
| Kwara        | .                  | .        | .         | 1         | .           | .        | .        | .        | .                | .         | .         | .         | .               | .        | .        | 1         |
| Lagos        | .                  | .        | .         | .         | .           | .        | .        | .        | .                | .         | .         | .         | .               | .        | .        | .         |
| Nasarawa     | 1                  | 1        | 1         | 1         | .           | .        | .        | .        | 1                | 1         | 1         | 1         | 1               | 1        | 1        | 1         |
| Niger        | .                  | .        | .         | .         | .           | .        | .        | .        | 2                | 2         | 2         | 2         | .               | .        | .        | .         |
| Ogun         | .                  | .        | .         | .         | .           | .        | .        | .        | 1                | 1         | 1         | 1         | .               | .        | .        | .         |
| Ondo         | .                  | .        | .         | .         | .           | .        | .        | .        | .                | .         | .         | .         | .               | .        | .        | .         |
| Osun         | 1                  | 1        | 1         | 1         | .           | .        | .        | .        | 1                | 1         | 1         | 1         | 1               | 1        | 1        | 1         |
| Oyo          | 1                  | 1        | 1         | 1         | .           | .        | .        | .        | 1                | 1         | 1         | 1         | 1               | 1        | 1        | 1         |
| Plateau      | .                  | .        | .         | 1         | .           | .        | .        | .        | .                | .         | .         | 2         | .               | .        | .        | 2         |
| Rivers       | .                  | .        | .         | .         | .           | .        | .        | .        | .                | .         | .         | .         | .               | .        | .        | .         |
| Sokoto       | .                  | .        | .         | .         | .           | .        | .        | .        | 1                | 1         | 1         | 1         | 1               | 1        | 1        | 1         |
| Taraba       | .                  | .        | .         | .         | .           | .        | .        | .        | 1                | 1         | 1         | 1         | .               | .        | .        | .         |
| Yobe         | .                  | .        | .         | .         | .           | .        | .        | .        | 1                | 1         | 1         | 1         | .               | .        | .        | .         |
| Zamfara      | .                  | .        | .         | .         | .           | .        | .        | .        | .                | .         | .         | .         | .               | .        | .        | .         |
| FCT          | .                  | .        | .         | .         | .           | .        | .        | .        | .                | .         | .         | .         | .               | .        | .        | .         |
| <b>TOTAL</b> | <b>9</b>           | <b>9</b> | <b>10</b> | <b>12</b> | <b>0</b>    | <b>0</b> | <b>0</b> | <b>0</b> | <b>19</b>        | <b>19</b> | <b>19</b> | <b>28</b> | <b>9</b>        | <b>9</b> | <b>9</b> | <b>14</b> |

TABLE 4.6.6

HEALTH STATISTICS 2006  
Children Immunization

| STATE       | NUMBER FULLY IMMUNIZED |         |         |         | TUBERCULOSIS |        |         |         | DPT     |         |         |         |
|-------------|------------------------|---------|---------|---------|--------------|--------|---------|---------|---------|---------|---------|---------|
|             | QTR 1                  | QTR 2   | QTR 3   | QTR 4   | QTR 1        | QTR 2  | QTR 3   | QTR 4   | QTR 1   | QTR 2   | QTR 3   | QTR 4   |
| Abia        | 22,224                 | 17,441  | 29,360  | 15,140  | .            | .      | .       | .       | .       | .       | .       | .       |
| Adamawa     | .                      | .       | .       | .       | 4,924        | 1,396  | 18,515  | 17,806  | 6,692   | 7,757   | 17,203  | 16,965  |
| Akwa-Ibom   | .                      | .       | .       | .       | .            | .      | .       | .       | .       | .       | .       | .       |
| Anambra     | 25,590                 | 22,487  | 33,328  | 28,171  | .            | .      | .       | .       | 14,201  | 15,268  | 21,093  | 14,913  |
| Bauchi      | .                      | .       | .       | .       | .            | .      | .       | .       | .       | .       | .       | .       |
| Bayesa      | .                      | .       | .       | .       | .            | .      | .       | .       | .       | .       | .       | .       |
| Benue       | .                      | .       | .       | 7,395   | .            | .      | .       | .       | .       | .       | .       | .       |
| Borno       | .                      | .       | .       | .       | .            | .      | .       | .       | .       | .       | .       | .       |
| Cross River | 12,751                 | 13,541  | 15,109  | 10,623  | 19,160       | 9,951  | 22,119  | 25,151  | 39,374  | 41,905  | 42,771  | 40,800  |
| Delta       | .                      | .       | .       | .       | .            | .      | .       | .       | .       | .       | .       | .       |
| Ebonyi      | .                      | .       | .       | .       | .            | .      | .       | .       | .       | .       | .       | .       |
| Edo         | .                      | .       | .       | .       | .            | .      | .       | .       | .       | .       | .       | .       |
| Ekiti       | .                      | .       | .       | .       | .            | .      | .       | .       | .       | .       | .       | .       |
| Enugu       | 14,938                 | 21,661  | 21,574  | 10,069  | 12,862       | 29,720 | 24,692  | 17,743  | 12,836  | 15,469  | 19,132  | 14,536  |
| Gombe       | 10,900                 | 11,867  | 20,500  | 25,000  | 25,000       | 8,000  | 10,000  | 10,000  | 10,000  | 8,000   | 4,000   | 3,500   |
| Imo         | .                      | 52,475  | 39,022  | .       | .            | .      | .       | .       | .       | .       | .       | .       |
| Jigawa      | .                      | .       | .       | .       | .            | .      | .       | .       | .       | .       | .       | .       |
| Kaduna      | 44,530                 | 4,396   | 44,434  | 29,814  | .            | .      | .       | .       | .       | .       | .       | .       |
| Kano        | .                      | .       | .       | .       | .            | .      | .       | .       | .       | .       | .       | .       |
| Katsina     | .                      | .       | .       | .       | .            | .      | .       | .       | .       | .       | .       | .       |
| Kebbi       | .                      | .       | .       | .       | .            | .      | 75,975  | 112,582 | .       | .       | 263,647 | 426,620 |
| Kogi        | 617,117                | 617,117 | 117,057 | 117,057 | .            | .      | .       | .       | .       | .       | .       | .       |
| Kwara       | .                      | .       | .       | .       | .            | .      | .       | 6,433   | .       | .       | .       | 10,021  |
| Lagos       | .                      | .       | .       | .       | .            | .      | .       | .       | .       | .       | .       | .       |
| Nasarawa    | .                      | .       | .       | .       | 25,790       | 5,481  | 43,931  | 44,176  | 12,334  | 18,582  | 9,282   | 7,958   |
| Niger       | .                      | .       | 42      | 70      | 81           | 88     | 70      | 60      | 50      | 90      | 60      | 62      |
| Ogun        | .                      | .       | .       | .       | .            | .      | .       | .       | .       | .       | .       | .       |
| Ondo        | .                      | .       | .       | .       | .            | .      | .       | .       | .       | .       | .       | .       |
| Osun        | .                      | .       | .       | .       | .            | .      | .       | .       | .       | .       | .       | .       |
| Oyo         | .                      | .       | .       | .       | .            | .      | .       | .       | .       | .       | .       | .       |
| Plateau     | 3,843                  | 3,843   | 3,843   | 3,843   | .            | .      | .       | .       | .       | .       | .       | .       |
| Rivers      | .                      | .       | .       | .       | .            | .      | .       | .       | .       | .       | .       | .       |
| Sokoto      | .                      | .       | .       | .       | 13,102       | .      | .       | .       | 13,000  | .       | .       | .       |
| Taraba      | 27,236                 | 37,600  | 5,400   | 20,610  | .            | .      | .       | .       | .       | .       | .       | .       |
| Yobe        | .                      | .       | .       | .       | .            | .      | .       | .       | .       | .       | .       | .       |
| Zamfara     | .                      | .       | .       | .       | .            | .      | .       | .       | .       | .       | .       | .       |
| FCT         | .                      | .       | .       | .       | .            | .      | .       | .       | .       | .       | .       | .       |
| TOTAL       | 779,129                | 802,428 | 329,669 | 267,792 | 100,919      | 54,636 | 195,302 | 233,951 | 108,487 | 107,071 | 377,188 | 535,375 |

TABLE 4.6.6 (Contd)

HEALTH STATISTICS 2006  
Children Immunization

| STATE       | Polio Melaitis |         |         |         | Measles |        |         |         | Tetanus |        |        |        |
|-------------|----------------|---------|---------|---------|---------|--------|---------|---------|---------|--------|--------|--------|
|             | QTR 1          | QTR 2   | QTR 3   | QTR 4   | QTR 1   | QTR 2  | QTR 3   | QTR 4   | QTR 1   | QTR 2  | QTR 3  | QTR 4  |
| Abia        | .              | .       | .       | .       | .       | .      | .       | .       | .       | .      | .      | 0      |
| Adamawa     | 7,563          | 7,563   | 3,400   | 17,238  | 9,383   | 15,097 | 14,725  | 29,765  | 1,795   | 2,759  | 2,578  | 2,066  |
| Akwa-Ibom   | .              | .       | .       | .       | .       | .      | .       | .       | .       | .      | .      | .      |
| Anambra     | 1,615          | 13,016  | 21,326  | 22,156  | 19,340  | 17,612 | 24,310  | 21,828  | 9,326   | 9,641  | 14,261 | 10,348 |
| Bauchi      | .              | .       | .       | .       | .       | .      | .       | .       | .       | .      | .      | 0      |
| Bayesa      | .              | .       | .       | .       | .       | .      | .       | .       | .       | .      | .      | .      |
| Benue       | .              | .       | .       | .       | .       | .      | .       | .       | .       | .      | .      | 0      |
| Borno       | .              | .       | .       | .       | .       | .      | .       | .       | .       | .      | .      | .      |
| Cross River | 40,678         | 50,300  | 50,457  | 63,478  | 12,890  | 10,977 | 17,289  | 26,095  | 50,575  | 47,835 | 54,207 | 55,458 |
| Delta       | .              | .       | .       | .       | .       | .      | .       | .       | .       | .      | .      | 0      |
| Ebonyi      | .              | .       | .       | .       | .       | .      | .       | .       | .       | .      | .      | 0      |
| Edo         | .              | .       | .       | .       | .       | .      | .       | .       | .       | .      | .      | .      |
| Ekiti       | .              | .       | .       | .       | .       | .      | .       | .       | .       | .      | .      | 0      |
| Enugu       | 11,931         | 12,706  | 18,571  | 14,958  | 14,938  | 21,661 | 21,574  | 10,069  | .       | .      | .      | 0      |
| Gombe       | 20,450         | 6,000   | 4,000   | 3,000   | 10,750  | 10,500 | 6,000   | 3,500   | 250     | 560    | 1,050  | 500    |
| Imo         | .              | .       | .       | .       | .       | .      | .       | .       | .       | .      | .      | 0      |
| Jigawa      | .              | .       | .       | .       | .       | .      | .       | .       | .       | .      | .      | .      |
| Kaduna      | .              | .       | .       | .       | .       | .      | .       | .       | .       | .      | .      | 0      |
| Kano        | .              | .       | .       | .       | .       | .      | .       | .       | .       | .      | .      | 0      |
| Katsina     | .              | .       | .       | .       | .       | .      | .       | .       | .       | .      | .      | .      |
| Kebbi       | .              | .       | 261,689 | 730,516 | .       | .      | 784,383 | 700,440 | .       | .      | .      | 0      |
| Kogi        | .              | .       | .       | .       | .       | .      | .       | .       | .       | .      | .      | 0      |
| Kwara       | .              | .       | .       | 4,648   | .       | .      | .       | 33,135  | .       | .      | .      | 11,280 |
| Lagos       | .              | .       | .       | .       | .       | .      | .       | .       | .       | .      | .      | .      |
| Nasarawa    | 28,821         | 19,148  | 15,198  | 9,438   | 18,378  | 22,592 | 16,815  | 25,745  | .       | .      | .      | 0      |
| Niger       | 55             | 60      | 40      | 60      | 70      | 85     | 58      | 68      | .       | .      | .      | 0      |
| Ogun        | .              | .       | .       | .       | .       | .      | .       | .       | .       | .      | .      | 0      |
| Ondo        | .              | .       | .       | .       | .       | .      | .       | .       | .       | .      | .      | .      |
| Osun        | .              | .       | .       | .       | .       | .      | .       | .       | .       | .      | .      | 0      |
| Oyo         | .              | .       | .       | .       | .       | .      | .       | .       | .       | .      | .      | 0      |
| Plateau     | .              | .       | .       | .       | .       | .      | .       | .       | .       | .      | .      | 0      |
| Rivers      | .              | .       | .       | .       | .       | .      | .       | .       | .       | .      | .      | .      |
| Sokoto      | 12,684         | .       | .       | .       | 32,432  | .      | .       | .       | .       | .      | .      | 0      |
| Taraba      | .              | .       | .       | .       | .       | .      | .       | .       | .       | .      | .      | .      |
| Yobe        | .              | .       | .       | .       | .       | .      | .       | .       | .       | .      | .      | .      |
| Zamfara     | .              | .       | .       | .       | .       | .      | .       | .       | .       | .      | .      | .      |
| FCT         | .              | .       | .       | .       | .       | .      | .       | .       | .       | .      | .      | .      |
| TOTAL       | 123,797        | 108,793 | 374,681 | 865,492 | 118,181 | 98,524 | 885,154 | 850,645 | 61,946  | 60,795 | 72,096 | 79,652 |

TABLE 4.6.7

**HEALTH STATISTICS 2006**  
**Finances**

| STATE        | STATE GOVT BUDGETARY ALLOCATION TO HEALTH SECTOR |                       |                       |                       |                       |
|--------------|--|-----------------------|-----------------------|-----------------------|-----------------------|
|              | QTR 1  | QTR 2                 | QTR 3                 | QTR 4                 | TOTAL                 |
| Abia         | .  | .                     | .                     | .                     | 0                     |
| Adamawa      | 807,903,336                                      | 807,903,336           | 807,903,336           | 807,903,336           | 3,231,613,344         |
| Akwa-Ibom    | .  | .                     | .                     | .                     | 0                     |
| Anambra      | 120,000,000                                      | 135,000,000           | 130,000,000           | 150,000,000           | 535,000,000           |
| Bauchi       | .  | .                     | .                     | .                     | 0                     |
| Bayesa       | .  | .                     | .                     | .                     | 0                     |
| Benue        | .  | .                     | .                     | 2,934,720,000         | 2,934,720,000         |
| Borno        | .  | .                     | .                     | .                     | 0                     |
| Cross River  | 346,350,135                                      | 346,350,135           | 346,350,135           | 346,350,135           | 1,385,400,540         |
| Delta        | 2,716,455,000                                    | 5,432,910,000         | 8,149,365,000         | 10,865,820,000        | 27,164,550,000        |
| Ebonyi       | .  | .                     | .                     | .                     | 0                     |
| Edo          | .  | .                     | .                     | .                     | 0                     |
| Ekiti        | 19,362,654                                       | 193,620,536           | 193,620,536           | 193,620,536           | 600,224,262           |
| Enugu        | .  | .                     | .                     | .                     | 0                     |
| Gombe        | .  | .                     | .                     | .                     | 0                     |
| Imo          | .  | .                     | .                     | .                     | 0                     |
| Jigawa       | .  | .                     | .                     | .                     | 0                     |
| Kaduna       | 501,409,634                                      | 501,409,634           | 501,409,634           | 501,409,634           | 2,005,638,536         |
| Kano         | .  | .                     | .                     | 1,645,000,000         | 1,645,000,000         |
| Katsina      | .  | .                     | .                     | .                     | 0                     |
| Kebbi        | 291,343,150                                      | 240,328,589           | 471,867,901           | 408,416,206           | 1,411,955,846         |
| Kogi         | 1,637,151,274                                    | 1,637,151,274         | 1,637,151,274         | 1,637,151,274         | 6,548,605,096         |
| Kwara        | .  | .                     | .                     | 1,881,062,697         | 1,881,062,697         |
| Lagos        | .  | .                     | .                     | .                     | 0                     |
| Nasarawa     | 3,567,024,400                                    | 3,567,024,400         | 3,567,024,400         | 3,567,024,400         | 14,268,097,600        |
| Niger        | 542,476,548                                      | 542,476,548           | 542,476,548           | 542,476,548           | 2,169,906,192         |
| Ogun         | .  | .                     | .                     | 2,367,000,000         | 2,367,000,000         |
| Ondo         | .  | .                     | .                     | .                     | 0                     |
| Osun         | .  | .                     | .                     | .                     | 0                     |
| Oyo          | .  | .                     | .                     | .                     | 0                     |
| Plateau      | .  | .                     | .                     | 486,812,010           | 486,812,010           |
| Rivers       | .  | .                     | .                     | .                     | 0                     |
| Sokoto       | 489,077,728                                      | 489,077,728           | 489,077,728           | 489,077,728           | 1,956,310,912         |
| Taraba       | 1,935,000,000                                    | .                     | .                     | .                     | 1,935,000,000         |
| Yobe         | .  | .                     | .                     | .                     | 0                     |
| Zamfara      | .  | .                     | .                     | .                     | 0                     |
| FCT          | .  | .                     | .                     | .                     | 0                     |
| <b>TOTAL</b> | <b>12,973,553,859</b>                            | <b>13,893,252,180</b> | <b>16,836,246,492</b> | <b>28,823,844,504</b> | <b>72,526,897,035</b> |

TABLE 4.6.7 (Contd)

HEALTH STATISTICS 2006  
Finances

| STATE        | STATE GOVT ANNUAL BUDGET |                        |                        |                        |                        |
|--------------|--------------------------|------------------------|------------------------|------------------------|------------------------|
|              | QTR 1                    | QTR 2                  | QTR 3                  | QTR 4                  | TOTAL                  |
| Abia         | .                        | .                      | .                      | .                      | 0                      |
| Adamawa      | 9,099,014,873            | 9,099,014,873          | 9,099,014,873          | 9,099,014,873          | 36,396,059,492         |
| Akwa-Ibom    | .                        | .                      | .                      | .                      | 0                      |
| Anambra      | 8,950,000,000            | 8,950,000,000          | 8,950,000,000          | 8,950,000,000          | 35,800,000,000         |
| Bauchi       | .                        | .                      | .                      | .                      | 0                      |
| Bayesa       | .                        | .                      | .                      | .                      | 0                      |
| Benue        | .                        | .                      | .                      | 46,378,600             | 46,378,600             |
| Borno        | .                        | .                      | .                      | .                      | 0                      |
| Cross River  | 9,810,254,363            | 9,810,254,363          | 9,810,254,363          | 9,810,254,363          | 39,241,017,452         |
| Delta        | 37,499,874,768           | 74,999,749,537         | 112,499,624,305        | 149,999,499,075        | 374,998,747,685        |
| Ebonyi       | .                        | .                      | .                      | .                      | 0                      |
| Edo          | .                        | .                      | .                      | .                      | 0                      |
| Ekiti        | 6,549,227,208            | 654,927,208            | 654,922,708            | 6,549,227,208          | 14,408,304,332         |
| Enugu        | 36,842,188               | 36,842,188             | 36,842,188             | 36,842,188             | 147,368,750            |
| Gombe        | .                        | .                      | .                      | .                      | 0                      |
| Imo          | .                        | .                      | .                      | .                      | 0                      |
| Jigawa       | .                        | .                      | .                      | .                      | 0                      |
| Kaduna       | .                        | .                      | .                      | .                      | 0                      |
| Kano         | .                        | .                      | .                      | 49,991,565,350         | 49,991,565,350         |
| Katsina      | .                        | .                      | .                      | .                      | 0                      |
| Kebbi        | 40,521,993               | .                      | .                      | .                      | 40,521,993             |
| Kogi         | 31,314,403,414           | 31,314,403,414         | 31,314,403,414         | 31,314,403,414         | 125,257,613,656        |
| Kwara        | .                        | .                      | .                      | 35,657,921,076         | 35,657,921,076         |
| Lagos        | .                        | .                      | .                      | .                      | 0                      |
| Nasarawa     | 31,683,313,129           | 31,683,313,129         | 31,683,313,129         | 31,683,313,129         | 126,733,252,516        |
| Niger        | 10,355,957,077           | 10,355,957,077         | 10,355,957,077         | 10,355,957,077         | 41,423,828,308         |
| Ogun         | .                        | .                      | .                      | 48,580,000,000         | 48,580,000,000         |
| Ondo         | .                        | .                      | .                      | .                      | 0                      |
| Osun         | .                        | .                      | .                      | .                      | 0                      |
| Oyo          | .                        | .                      | .                      | .                      | 0                      |
| Plateau      | .                        | .                      | .                      | 31,879,064,838         | 31,879,064,838         |
| Rivers       | .                        | .                      | .                      | .                      | 0                      |
| Sokoto       | .                        | .                      | .                      | .                      | 0                      |
| Taraba       | 766,000,000              | .                      | .                      | .                      | 766,000,000            |
| Yobe         | 38,000,000,000           | .                      | .                      | .                      | 0                      |
| Zamfara      | .                        | .                      | .                      | .                      | 0                      |
| FCT          | .                        | .                      | .                      | .                      | 0                      |
| <b>TOTAL</b> | <b>184,105,409,013</b>   | <b>176,904,461,789</b> | <b>214,404,332,057</b> | <b>423,953,441,191</b> | <b>961,367,644,048</b> |

TABLE 4.6.7 (Contd)

HEALTH STATISTICS 2006  
Finances

| STATE        | GRANTS FROM FEDERAL GOVT |                       |                       |                       |                       | GRANTS FROM STATE GOVT |                    |                    |                    |                    |
|--------------|--------------------------|-----------------------|-----------------------|-----------------------|-----------------------|------------------------|--------------------|--------------------|--------------------|--------------------|
|              | QTR 1                    | QTR 2                 | QTR 3                 | QTR 4                 | TOTAL                 | QTR 1                  | QTR 2              | QTR 3              | QTR 4              | TOTAL              |
| Abia         | .                        | .                     | .                     | .                     | 0                     | .                      | .                  | .                  | .                  | 0                  |
| Adamawa      | .                        | .                     | .                     | .                     | 0                     | .                      | .                  | .                  | .                  | 0                  |
| Akwa-Ibom    | .                        | .                     | .                     | .                     | 0                     | .                      | .                  | .                  | .                  | 0                  |
| Anambra      | .                        | .                     | .                     | .                     | 0                     | .                      | .                  | .                  | .                  | 0                  |
| Bauchi       | .                        | .                     | .                     | .                     | 0                     | .                      | .                  | .                  | .                  | 0                  |
| Bayesa       | .                        | .                     | .                     | .                     | 0                     | .                      | .                  | .                  | .                  | 0                  |
| Benue        | .                        | .                     | .                     | .                     | 0                     | .                      | .                  | .                  | .                  | 0                  |
| Borno        | .                        | .                     | .                     | .                     | 0                     | .                      | .                  | .                  | .                  | 0                  |
| Cross River  | .                        | .                     | .                     | .                     | 0                     | 93,148,652             | 93,148,652         | 93,148,652         | 93,148,652         | 372,594,608        |
| Delta        | .                        | .                     | .                     | .                     | 0                     | .                      | .                  | .                  | .                  | 0                  |
| Ebonyi       | .                        | .                     | .                     | .                     | 0                     | .                      | .                  | .                  | .                  | 0                  |
| Edo          | .                        | .                     | .                     | .                     | 0                     | .                      | .                  | .                  | .                  | 0                  |
| Ekiti        | .                        | .                     | .                     | .                     | 0                     | .                      | .                  | .                  | .                  | 0                  |
| Enugu        | .                        | .                     | .                     | .                     | 0                     | .                      | .                  | .                  | .                  | 0                  |
| Gombe        | .                        | .                     | .                     | .                     | 0                     | .                      | .                  | .                  | .                  | 0                  |
| Imo          | .                        | .                     | .                     | .                     | 0                     | .                      | .                  | .                  | .                  | 0                  |
| Jigawa       | .                        | .                     | .                     | .                     | 0                     | .                      | .                  | .                  | .                  | 0                  |
| Kaduna       | .                        | .                     | .                     | .                     | 0                     | .                      | .                  | .                  | .                  | 0                  |
| Kano         | .                        | .                     | .                     | .                     | 0                     | .                      | .                  | .                  | .                  | 0                  |
| Katsina      | .                        | .                     | .                     | .                     | 0                     | .                      | .                  | .                  | .                  | 0                  |
| Kebbi        | .                        | .                     | .                     | .                     | 0                     | .                      | .                  | .                  | .                  | 0                  |
| Kogi         | 30,000,000               | 30,000,000            | 30,000,000            | 30,000,000            | 120,000,000           | 69,000,000             | 69,000,000         | 69,000,000         | 69,000,000         | 276,000,000        |
| Kwara        | .                        | .                     | .                     | 50,000,000            | 50,000,000            | .                      | .                  | .                  | 21,141,021         | 21,141,021         |
| Lagos        | .                        | .                     | .                     | .                     | 0                     | .                      | .                  | .                  | .                  | 0                  |
| Nasarawa     | 15,598,494,483           | 15,598,494,483        | 15,598,494,483        | 15,598,494,483        | 62,393,977,932        | .                      | .                  | .                  | .                  | 0                  |
| Niger        | .                        | .                     | .                     | .                     | 0                     | .                      | .                  | .                  | .                  | 0                  |
| Ogun         | .                        | .                     | .                     | .                     | 0                     | .                      | .                  | .                  | .                  | 0                  |
| Ondo         | .                        | .                     | .                     | .                     | 0                     | .                      | .                  | .                  | .                  | 0                  |
| Osun         | .                        | .                     | .                     | .                     | 0                     | .                      | .                  | .                  | .                  | 0                  |
| Oyo          | .                        | .                     | .                     | .                     | 0                     | .                      | .                  | .                  | .                  | 0                  |
| Plateau      | .                        | .                     | .                     | .                     | 0                     | .                      | .                  | .                  | .                  | 0                  |
| Rivers       | .                        | .                     | .                     | .                     | 0                     | .                      | .                  | .                  | .                  | 0                  |
| Sokoto       | .                        | .                     | .                     | .                     | 0                     | .                      | .                  | .                  | .                  | 0                  |
| Taraba       | .                        | .                     | .                     | .                     | 0                     | 26,711,199             | .                  | .                  | .                  | 0                  |
| Yobe         | .                        | .                     | .                     | .                     | 0                     | .                      | .                  | .                  | .                  | 0                  |
| Zamfara      | .                        | .                     | .                     | .                     | 0                     | .                      | .                  | .                  | .                  | 0                  |
| FCT          | .                        | .                     | .                     | .                     | 0                     | .                      | .                  | .                  | .                  | 0                  |
| <b>TOTAL</b> | <b>15,628,494,483</b>    | <b>15,628,494,483</b> | <b>15,628,494,483</b> | <b>15,678,494,483</b> | <b>62,563,977,932</b> | <b>188,859,851</b>     | <b>162,148,652</b> | <b>162,148,652</b> | <b>183,289,673</b> | <b>669,735,629</b> |



TABLE 4.6.8

HEALTH STATISTICS 2006  
Compensation of Employees

| STATE     | WAGES AND SALARIES |               |               |               |               | OTHER BENEFITS |            |             |             |             | OTHER COMPENSATIONS |       |       |       |       |
|-----------|--------------------|---------------|---------------|---------------|---------------|----------------|------------|-------------|-------------|-------------|---------------------|-------|-------|-------|-------|
|           | QTR 1              | QTR 2         | QTR 3         | QTR 4         | TOTAL         | QTR 1          | QTR 2      | QTR 3       | QTR 4       | TOTAL       | QTR 1               | QTR 2 | QTR 3 | QTR 4 | TOTAL |
| Abia      | .                  | .             | .             | .             | 0             | .              | .          | .           | .           | 0           | .                   | .     | .     | 0     | 0     |
| Adamawa   | 22,098,883         | 19,680,379    | 19,453,160    | 19,453,160    | 80,685,582    | .              | .          | .           | .           | 0           | .                   | .     | .     | 0     | 0     |
| Akwa-Ibom | .                  | .             | .             | .             | 0             | .              | .          | .           | .           | 0           | .                   | .     | .     | 0     | 0     |
| Anambra   | .                  | .             | .             | .             | 0             | .              | .          | .           | .           | 0           | .                   | .     | .     | 0     | 0     |
| Bauchi    | 218,885,284        | 651,328,485   | 905,183,070   | 1,111,609,941 | 2,887,006,780 | .              | .          | .           | .           | 0           | .                   | .     | .     | 0     | 0     |
| Bayesa    | .                  | .             | .             | .             | 0             | .              | .          | .           | .           | 0           | .                   | .     | .     | 0     | 0     |
| Benue     | .                  | .             | .             | .             | 0             | .              | .          | .           | .           | 0           | .                   | .     | .     | 0     | 0     |
| Borno     | .                  | .             | .             | .             | 0             | .              | .          | .           | .           | 0           | .                   | .     | .     | 0     | 0     |
| C/ River  | .                  | .             | .             | .             | 0             | .              | .          | .           | .           | 0           | .                   | .     | .     | 0     | 0     |
| Delta     | .                  | .             | .             | .             | 0             | .              | .          | .           | .           | 0           | .                   | .     | .     | 0     | 0     |
| Ebonyi    | .                  | .             | .             | .             | 0             | .              | .          | .           | .           | 0           | .                   | .     | .     | 0     | 0     |
| Edo       | .                  | .             | .             | .             | 0             | .              | .          | .           | .           | 0           | .                   | .     | .     | 0     | 0     |
| Ekiti     | .                  | .             | .             | .             | 0             | .              | .          | .           | .           | 0           | .                   | .     | .     | 0     | 0     |
| Enugu     | .                  | .             | .             | .             | 0             | .              | .          | .           | .           | 0           | .                   | .     | .     | 0     | 0     |
| Gombe     | 800,000,000        | .             | .             | .             | 800,000,000   | .              | .          | .           | .           | 0           | .                   | .     | .     | 0     | 0     |
| Imo       | .                  | .             | .             | .             | 0             | .              | .          | .           | .           | 0           | .                   | .     | .     | 0     | 0     |
| Jigawa    | .                  | .             | .             | .             | 0             | .              | .          | .           | .           | 0           | .                   | .     | .     | 0     | 0     |
| Kaduna    | .                  | .             | .             | .             | 0             | .              | .          | .           | .           | 0           | .                   | .     | .     | 0     | 0     |
| Kano      | .                  | .             | .             | 79,441,182    | 79,441,182    | .              | .          | .           | .           | 0           | .                   | .     | .     | 0     | 0     |
| Katsina   | .                  | .             | .             | .             | 0             | .              | .          | .           | .           | 0           | .                   | .     | .     | 0     | 0     |
| Kebbi     | 129,471,297        | 152,342,051   | 157,264,623   | 163,941,698   | 603,019,669   | .              | .          | .           | .           | 0           | .                   | .     | .     | 0     | 0     |
| Kogi      | 29,871,110         | 32,635,650    | 31,920,827    | 31,995,315    | 126,422,902   | .              | .          | .           | .           | 0           | .                   | .     | .     | 0     | 0     |
| Kwara     | .                  | .             | .             | 505,706,676   | 505,706,676   | .              | .          | .           | 221,050,000 | 221,050,000 | .                   | .     | .     | 0     | 0     |
| Lagos     | .                  | .             | .             | .             | 0             | .              | .          | .           | .           | 0           | .                   | .     | .     | 0     | 0     |
| Nasarawa  | 85,557,730         | 85,557,730    | 855,577,730   | 85,557,730    | 1,112,250,920 | .              | .          | .           | .           | 0           | .                   | .     | .     | 0     | 0     |
| Niger     | .                  | .             | .             | .             | 0             | .              | .          | .           | .           | 0           | .                   | .     | .     | 0     | 0     |
| Ogun      | .                  | .             | .             | .             | 0             | .              | .          | .           | .           | 0           | .                   | .     | .     | 0     | 0     |
| Ondo      | .                  | .             | .             | .             | 0             | .              | .          | .           | .           | 0           | .                   | .     | .     | 0     | 0     |
| Osun      | .                  | .             | .             | .             | 0             | .              | .          | .           | .           | 0           | .                   | .     | .     | 0     | 0     |
| Oyo       | .                  | .             | .             | .             | 0             | .              | .          | .           | .           | 0           | .                   | .     | .     | 0     | 0     |
| Plateau   | .                  | .             | .             | .             | 0             | .              | .          | .           | .           | 0           | .                   | .     | .     | 0     | 0     |
| Rivers    | .                  | .             | .             | .             | 0             | .              | .          | .           | .           | 0           | .                   | .     | .     | 0     | 0     |
| Sokoto    | .                  | .             | .             | .             | 0             | .              | .          | .           | .           | 0           | .                   | .     | .     | 0     | 0     |
| Taraba    | 758,672,063        | .             | .             | .             | 758,672,063   | .              | .          | .           | .           | 0           | .                   | .     | .     | 0     | 0     |
| Yobe      | 132,885,000        | 132,885,000   | 153,850,000   | 153,850,000   | 573,470,000   | 18,854,500     | 23,122,500 | 315,000,000 | .           | 356,977,000 | .                   | .     | .     | 0     | 0     |
| Zamfara   | .                  | .             | .             | .             | 0             | .              | .          | .           | .           | 0           | .                   | .     | .     | 0     | 0     |
| FCT       | .                  | .             | .             | .             | 0             | .              | .          | .           | .           | 0           | .                   | .     | .     | 0     | 0     |
| TOTAL     | 2,177,441,367      | 1,074,429,295 | 2,123,249,410 | 2,151,555,702 | 7,526,675,774 | TOTAL          | 23,122,500 | 315,000,000 | 221,050,000 | 578,027,000 | 0                   | .     | .     | .     | 0     |

TABLE 4.6.9

HEALTH STATISTICS 2006  
Capital Expenditure by Type

| STATE        | MACHINERY AND EQUIPMENT |                    |                    |                    |                      | TRANSPORT EQUIPMENT |          |                  |          |                   |
|--------------|-------------------------|--------------------|--------------------|--------------------|----------------------|---------------------|----------|------------------|----------|-------------------|
|              | QTR 1                   | QTR 2              | QTR 3              | QTR 4              | TOTAL                | QTR 1               | QTR 2    | QTR 3            | QTR 4    | TOTAL             |
| Abia         | .                       | .                  | .                  | .                  | 0                    | .                   | .        | .                | .        | 0                 |
| Adamawa      | .                       | 25,307,760         | .                  | .                  | 25,307,760           | .                   | .        | 3,700,000        | .        | 3,700,000         |
| Akwa-Ibom    | .                       | .                  | .                  | .                  | 0                    | .                   | .        | .                | .        | 0                 |
| Anambra      | .                       | .                  | .                  | .                  | 0                    | .                   | .        | .                | .        | 0                 |
| Bauchi       | .                       | 8,778,024          | 555,322,713        | 558,600,213        | 1,122,700,950        | .                   | .        | .                | .        | 0                 |
| Bayesa       | .                       | .                  | .                  | .                  | 0                    | .                   | .        | .                | .        | 0                 |
| Benue        | .                       | .                  | .                  | .                  | 0                    | .                   | .        | .                | .        | 0                 |
| Borno        | .                       | .                  | .                  | .                  | 0                    | .                   | .        | .                | .        | 0                 |
| Cross River  | .                       | .                  | .                  | .                  | 0                    | .                   | .        | .                | .        | 0                 |
| Delta        | .                       | .                  | .                  | .                  | 0                    | .                   | .        | .                | .        | 0                 |
| Ebonyi       | .                       | .                  | .                  | .                  | 0                    | .                   | .        | .                | .        | 0                 |
| Edo          | .                       | .                  | .                  | .                  | 0                    | .                   | .        | .                | .        | 0                 |
| Ekiti        | .                       | .                  | .                  | .                  | 0                    | .                   | .        | .                | .        | 0                 |
| Enugu        | .                       | .                  | .                  | .                  | 0                    | .                   | .        | .                | .        | 0                 |
| Gombe        | 100,000,000             | .                  | .                  | .                  | 100,000,000          | .                   | .        | .                | .        | 0                 |
| Imo          | .                       | .                  | .                  | .                  | 0                    | .                   | .        | .                | .        | 0                 |
| Jigawa       | .                       | .                  | .                  | .                  | 0                    | .                   | .        | .                | .        | 0                 |
| Kaduna       | .                       | .                  | .                  | .                  | 0                    | .                   | .        | .                | .        | 0                 |
| Kano         | .                       | .                  | .                  | .                  | 0                    | .                   | .        | .                | .        | 0                 |
| Katsina      | .                       | .                  | .                  | .                  | 0                    | .                   | .        | .                | .        | 0                 |
| Kebbi        | 56,646,436              | .                  | 76,521,214         | 83,564,782         | 216,732,432          | 15,100,000          | .        | .                | .        | 15,100,000        |
| Kogi         | 301,533,333             | 301,533,333        | 301,533,333        | 301,533,333        | 1,206,133,332        | .                   | .        | .                | .        | 0                 |
| Kwara        | .                       | .                  | .                  | .                  | 0                    | .                   | .        | .                | .        | 0                 |
| Lagos        | .                       | .                  | .                  | .                  | 0                    | .                   | .        | .                | .        | 0                 |
| Nasarawa     | .                       | .                  | .                  | .                  | 0                    | .                   | .        | .                | .        | 0                 |
| Niger        | .                       | .                  | .                  | .                  | 0                    | .                   | .        | .                | .        | 0                 |
| Ogun         | .                       | .                  | .                  | .                  | 0                    | .                   | .        | .                | .        | 0                 |
| Ondo         | .                       | .                  | .                  | .                  | 0                    | .                   | .        | .                | .        | 0                 |
| Osun         | .                       | .                  | .                  | .                  | 0                    | .                   | .        | .                | .        | 0                 |
| Oyo          | .                       | .                  | .                  | .                  | 0                    | .                   | .        | .                | .        | 0                 |
| Plateau      | .                       | .                  | .                  | .                  | 0                    | .                   | .        | .                | .        | 0                 |
| Rivers       | .                       | .                  | .                  | .                  | 0                    | .                   | .        | .                | .        | 0                 |
| Sokoto       | .                       | .                  | .                  | .                  | 0                    | .                   | .        | .                | .        | 0                 |
| Taraba       | .                       | .                  | .                  | .                  | 0                    | .                   | .        | .                | .        | 0                 |
| Yobe         | .                       | .                  | 22,719,200         | 4,533,000          | 27,252,200           | .                   | .        | .                | .        | 0                 |
| Zamfara      | .                       | .                  | .                  | .                  | 0                    | .                   | .        | .                | .        | 0                 |
| FCT          | .                       | .                  | .                  | .                  | 0                    | .                   | .        | .                | .        | 0                 |
| <b>TOTAL</b> | <b>458,179,769</b>      | <b>335,619,117</b> | <b>956,096,460</b> | <b>948,231,328</b> | <b>2,698,126,674</b> | <b>15,100,000</b>   | <b>0</b> | <b>3,700,000</b> | <b>0</b> | <b>18,800,000</b> |

TABLE 4.6.9 (Contd)

HEALTH STATISTICS 2006  
Capital Expenditure by Type

| STATE     | RESIDENTIAL BUILDIN |       |       |       |            | NON RESIDENTIAL BUILDING |             |             |             |               |
|-----------|---------------------|-------|-------|-------|------------|--------------------------|-------------|-------------|-------------|---------------|
|           | QTR 1               | QTR 2 | QTR 3 | QTR 4 | TOTAL      | QTR 1                    | QTR 2       | QTR 3       | QTR 4       | TOTAL         |
| Abia      | .                   | .     | .     | .     | 0          | .                        | .           | .           | .           | 0             |
| Adamawa   | .                   | .     | .     | .     | 0          | .                        | .           | .           | .           | 0             |
| Akwa-Ibom | .                   | .     | .     | .     | 0          | .                        | .           | .           | .           | 0             |
| Anambra   | .                   | .     | .     | .     | 0          | .                        | .           | .           | .           | 0             |
| Bauchi    | .                   | .     | .     | .     | 0          | 43,692,770               | 103,253,886 | 260,442,834 | 324,756,866 | 732,146,356   |
| Bayesa    | .                   | .     | .     | .     | 0          | .                        | .           | .           | .           | 0             |
| Benue     | .                   | .     | .     | .     | 0          | .                        | .           | .           | .           | 0             |
| Borno     | .                   | .     | .     | .     | 0          | .                        | .           | .           | .           | 0             |
| C/ River  | .                   | .     | .     | .     | 0          | .                        | .           | .           | .           | 0             |
| Delta     | .                   | .     | .     | .     | 0          | .                        | .           | .           | .           | 0             |
| Ebonyi    | .                   | .     | .     | .     | 0          | .                        | .           | .           | .           | 0             |
| Edo       | .                   | .     | .     | .     | 0          | .                        | .           | .           | .           | 0             |
| Ekiti     | .                   | .     | .     | .     | 0          | .                        | .           | .           | .           | 0             |
| Enugu     | .                   | .     | .     | .     | 0          | .                        | .           | .           | .           | 0             |
| Gombe     | 1,500,000           | .     | .     | .     | 1,500,000  | .                        | .           | .           | .           | 0             |
| Imo       | .                   | .     | .     | .     | 0          | .                        | .           | .           | .           | 0             |
| Jigawa    | .                   | .     | .     | .     | 0          | .                        | .           | .           | .           | 0             |
| Kaduna    | .                   | .     | .     | .     | 0          | .                        | .           | .           | .           | 0             |
| Kano      | .                   | .     | .     | .     | 0          | .                        | .           | .           | .           | 0             |
| Katsina   | .                   | .     | .     | .     | 0          | .                        | .           | .           | .           | 0             |
| Kebbi     | 20,000,000          | .     | .     | .     | 20,000,000 | .                        | .           | .           | .           | 0             |
| Kogi      | .                   | .     | .     | .     | 0          | 335,874,103              | 335,874,103 | 335,874,103 | 335,874,103 | 1,343,496,412 |
| Kwara     | .                   | .     | .     | .     | 0          | .                        | .           | .           | .           | 0             |
| Lagos     | .                   | .     | .     | .     | 0          | .                        | .           | .           | .           | 0             |
| Nasarawa  | .                   | .     | .     | .     | 0          | .                        | .           | .           | .           | 0             |
| Niger     | .                   | .     | .     | .     | 0          | .                        | .           | .           | .           | 0             |
| Ogun      | .                   | .     | .     | .     | 0          | .                        | .           | .           | .           | 0             |
| Ondo      | .                   | .     | .     | .     | 0          | .                        | .           | .           | .           | 0             |
| Osun      | .                   | .     | .     | .     | 0          | .                        | .           | .           | .           | 0             |
| Oyo       | .                   | .     | .     | .     | 0          | .                        | .           | .           | .           | 0             |
| Plateau   | .                   | .     | .     | .     | 0          | .                        | .           | .           | .           | 0             |
| Rivers    | .                   | .     | .     | .     | 0          | .                        | .           | .           | .           | 0             |
| Sokoto    | .                   | .     | .     | .     | 0          | .                        | .           | .           | .           | 0             |
| Taraba    | .                   | .     | .     | .     | 0          | .                        | .           | .           | .           | 0             |
| Yobe      | .                   | .     | .     | .     | 0          | .                        | .           | 27,613,000  | .           | 27,613,000    |
| Zamfara   | .                   | .     | .     | .     | 0          | .                        | .           | .           | .           | 0             |
| FCT       | .                   | .     | .     | .     | 0          | .                        | .           | .           | .           | 0             |
| TOTAL     | 21,500,000          | 0     | 0     | 0     | 21,500,000 | 379,566,873              | 439,127,989 | 623,929,937 | 660,630,969 | 2,103,255,768 |

TABLE 4.6.9 (Contd)

HEALTH STATISTICS 2006  
Capital Expenditure by Type

| STATE     | OTHE EXPENDITURES |            |            |            |             |
|-----------|-------------------|------------|------------|------------|-------------|
|           | QTR 1             | QTR 2      | QTR 3      | QTR 4      | TOTAL       |
| Abia      | .                 | .          | .          | 0          | 0           |
| Adamawa   | .                 | .          | .          | 0          | 0           |
| Akwa-Ibom | .                 | .          | .          | .          | 0           |
| Anambra   | .                 | .          | .          | 0          | 0           |
| Bauchi    | .                 | .          | .          | 0          | 0           |
| Bayesa    | .                 | .          | .          | .          | 0           |
| Benue     | .                 | .          | .          | 0          | 0           |
| Borno     | .                 | .          | .          | .          | 0           |
| C/ River  | .                 | .          | .          | 0          | 0           |
| Delta     | .                 | .          | .          | 0          | 0           |
| Ebonyi    | .                 | .          | .          | 0          | 0           |
| Edo       | .                 | .          | .          | .          | 0           |
| Ekiti     | .                 | .          | .          | 0          | 0           |
| Enugu     | .                 | .          | .          | 0          | 0           |
| Gombe     | .                 | .          | .          | 0          | 0           |
| Imo       | .                 | .          | .          | 0          | 0           |
| Jigawa    | .                 | .          | .          | .          | 0           |
| Kaduna    | .                 | .          | .          | 0          | 0           |
| Kano      | .                 | .          | .          | 0          | 0           |
| Katsina   | .                 | .          | .          | .          | 0           |
| Kebbi     | .                 | .          | .          | 0          | 0           |
| Kogi      | 65,017,745        | 65,017,745 | 65,017,745 | 65,017,745 | 260,070,980 |
| Kwara     | .                 | .          | .          | 0          | 0           |
| Lagos     | .                 | .          | .          | .          | 0           |
| Nasarawa  | .                 | .          | .          | 0          | 0           |
| Niger     | .                 | .          | .          | 0          | 0           |
| Ogun      | .                 | .          | .          | 0          | 0           |
| Ondo      | .                 | .          | .          | .          | 0           |
| Osun      | .                 | .          | .          | 0          | 0           |
| Oyo       | .                 | .          | .          | 0          | 0           |
| Plateau   | .                 | .          | .          | 0          | 0           |
| Rivers    | .                 | .          | .          | .          | 0           |
| Sokoto    | .                 | .          | .          | 0          | 0           |
| Taraba    | .                 | .          | .          | 0          | 0           |
| Yobe      | .                 | .          | .          | 0          | 0           |
| Zamfara   | .                 | .          | .          | .          | 0           |
| FCT       | .                 | .          | .          | .          | 0           |
| TOTAL     | 65,017,745        | 65,017,745 | 65,017,745 | 65,017,745 | 260,070,980 |

**TABLE 4.6.10a**      **HEALTH STATISTICS 2006**  
**Information and Communication Technology**

|   | <b>Percent</b> |
|---|----------------|
| Establishment owning internet facilities            | 68.0           |
| Establishment having website                        | 17.4           |
| Establishment receiving orders through the internet | 29.2           |
| Placement of orders through the internet            | 29.2           |
| Establishment having intranets                      | 36.4           |
| Establishments having Local Area Networks (LAN)     | 21.7           |

TABLE 4.6.10b

**HEALTH STATISTICS 2006**  
Information and Communication Technology

| STATE        | Number of Computers in your Organisations | Number of Employees with access to Internet Facilitie | Number of employee using Personal Computers (PCs) | Investment on ICT from Foreign sources during the year (USD) | Amount Spend on ICT during the year (Naira) |
|--------------|---|---|---|--|---|
| Abia         | 19  | .   | 7   | .  | .   |
| Adamawa      | 13  | 6   | 9   | .  | .   |
| Akwa-Ibom    | .   | .   | .   | .  | .   |
| Anambra      | 43  | 3   | 43  | .  | .   |
| Bauchi       | 17  | .   | 30  | .  | .   |
| Bayesa       | .   | .   | .   | .  | .   |
| Benue        | 20  | .   | 20  | .  | .   |
| Borno        | .   | .   | .   | .  | .   |
| Cross River  | 17  | 30  | 17  | .  | .   |
| Delta        | 29  | 37  | 28  | .  | .   |
| Ebonyi       | 1   | 1   | 1   | .  | .   |
| Edo          | .   | .   | .   | .  | .   |
| Ekiti        | .   | .   | .   | .  | .   |
| Enugu        | 22  | 10  | 5   | .  | .   |
| Gombe        | 65  | 5   | 8   | .  | .   |
| Imo          | 11  | .   | 1   | .  | .   |
| Jigawa       | .   | .   | .   | .  | .   |
| Kaduna       | 16  | 192   | 12  | .  | 0   |
| Kano         | 23  | .   | 4   | .  | 0   |
| Katsina      | .   | .   | .   | .  | .   |
| Kebbi        | 12  | 8   | .   | .  | .   |
| Kogi         | 28  | 25  | .   | .  | .   |
| Kwara        | .   | .   | .   | .  | .   |
| Lagos        | .   | .   | .   | .  | .   |
| Nasarawa     | 10  | .   | 7   | .  | 0   |
| Niger        | 8   | .   | 8   | .  | .   |
| Ogun         | 39  | .   | .   | 3,969  | .   |
| Ondo         | .   | .   | .   | .  | .   |
| Osun         | .   | 4   | .   | .  | .   |
| Oyo          | 10  | .   | 5   | .  | .   |
| Plateau      | 6   | .   | 6   | .  | 0   |
| Rivers       | .   | .   | .   | .  | .   |
| Sokoto       | 26  | .   | .   | .  | .   |
| Taraba       | 22  | 100   | 20  | .  | .   |
| Yobe         | 6   | 11  | 23  | .  | .   |
| Zamfara      | .   | .   | .   | .  | .   |
| FCT          | .   | .   | .   | .  | .   |
| <b>TOTAL</b> | <b>463</b>                                | <b>432</b>  | <b>254</b>  | <b>3,969</b>   | <b>0</b>                                    |

TABLE 4.7.1

**EDUCATION STATISTICS**  
**Educational Institutions, (Public)**

| STATE       | Primary |        | Secondary |        | Tech & Vocational |      | College of Education |      | Polytechnics/ Col of Tech |      | University |      | Others |       |
|-------------|---------|--------|-----------|--------|-------------------|------|----------------------|------|---------------------------|------|------------|------|--------|-------|
|             | 2005    | 2006   | 2005      | 2006   | 2005              | 2006 | 2005                 | 2006 | 2005                      | 2006 | 2005       | 2006 | 2,005  | 2,006 |
| Abia        | 770     | 793    | 198       | 208    | 22                | 22   | 1                    | 1    | 1                         | 1    | 2          | 2    | .      | .     |
| Adamawa     | 1,727   | 1,684  | 217       | 411    | 13                | 13   | 1                    | 1    | 1                         | 1    | 1          | 1    | 1      | 1     |
| Akwa-Ibom   | 1,100   | 1,136  | 238       | 238    | 6                 | 6    | 1                    | 1    | 2                         | 2    | 1          | 1    | .      | .     |
| Anambra     | .       | .      | .         | .      | .                 | .    | .                    | .    | .                         | .    | .          | .    | .      | .     |
| Bauchi      | .       | .      | 192       | 234    | 9                 | 11   | 1                    | 1    | 3                         | 3    | 1          | 1    | 1      | 1     |
| Bayesa      | 535     | 544    | 148       | 168    | 7                 | 7    | .                    | .    | .                         | .    | 1          | 1    | 3      | 3     |
| Benue       | 2,635   | 2,635  | 739       | 740    | 4                 | 4    | 2                    | 2    | 2                         | 2    | 1          | 1    | 2      | 2     |
| Borno       | 1,275   | 1,275  | 81        | 81     | 8                 | 8    | 1                    | 1    | 1                         | 1    | 1          | 1    | 1      | 1     |
| Cross River | 967     | 1,031  | 228       | 230    | 19                | 19   | 1                    | 1    | .                         | .    | 2          | 2    | .      | .     |
| Delta       | .       | .      | .         | .      | .                 | .    | .                    | .    | .                         | .    | .          | .    | .      | .     |
| Ebonyi      | 911     | 919    | 158       | 161    | 5                 | 5    | 1                    | 1    | 1                         | 1    | 1          | 1    | 1      | 1     |
| Edo         | 1,068   | 1,100  | 337       | 347    | 2                 | 2    | 3                    | 3    | 2                         | 2    | 2          | 2    | .      | .     |
| Ekiti       | 734     | 734    | 407       | 407    | 4                 | 4    | 1                    | 1    | 1                         | 1    | 1          | 1    | 15     | 15    |
| Enugu       | 1,158   | 1,158  | 284       | 298    | 7                 | 7    | 1                    | 2    | 1                         | 1    | 2          | 2    | .      | .     |
| Gombe       | 1,336   | 1,436  | 113       | 257    | 16                | 16   | .                    | .    | .                         | .    | .          | .    | 0      | .     |
| Imo         | .       | 1,260  | .         | 310    | .                 | 4    | .                    | 1    | .                         | 3    | .          | 2    | 1      | .     |
| Jigawa      | 2,956   | 3,051  | 853       | 869    | 11                | 11   | 3                    | 2    | 8                         | 7    | 3          | 3    | .      | .     |
| Kaduna      | 3,335   | 3,196  | 336       | 283    | 4                 | 4    | 1                    | 1    | 1                         | 1    | 1          | 1    | 0      | .     |
| Kano        | 3,785   | 3,795  | 452       | 516    | 7                 | 7    | 3                    | 3    | 1                         | 1    | 2          | 2    | .      | .     |
| Katsina     | 1,958   | 2,158  | 129       | 263    | 9                 | 5    | 2                    | 2    | 1                         | 1    | 0          | 1    | .      | .     |
| Kebbi       | 1,330   | 1,474  | 187       | 75     | 2                 | 2    | 1                    | 1    | 1                         | 1    | .          | .    | 1      | 1     |
| Kogi        | 2,068   | 2,171  | 310       | 326    | 4                 | 4    | 2                    | 2    | 2                         | 2    | 1          | 1    | 0      | .     |
| Kwara       | 1,241   | 1,466  | 236       | 320    | 5                 | 5    | 3                    | 3    | 2                         | 2    | 1          | 1    | 5      | 5     |
| Lagos       | .       | .      | .         | .      | .                 | .    | 2                    | 2    | 1                         | 1    | 1          | 1    | .      | .     |
| Nasarawa    | 1,120   | .      | 213       | .      | 7                 | .    | 1                    | .    | 1                         | .    | 1          | .    | .      | 1     |
| Niger       | .       | 2,628  | .         | 363    | .                 | 11   | .                    | 2    | .                         | 5    | .          | 2    | .      | .     |
| Ogun        | 1,356   | 1,368  | 448       | 457    | 7                 | 7    | 2                    | 1    | 6                         | 5    | 3          | 3    | .      | .     |
| Ondo        | .       | .      | .         | .      | .                 | .    | .                    | .    | .                         | .    | .          | .    | .      | .     |
| Osun        | 1,287   | 1,287  | 350       | 557    | 9                 | 9    | 2                    | 2    | 2                         | 2    | 2          | 2    | 4      | 4     |
| Oyo         | 1,783   | 2,009  | 768       | 890    | 5                 | 5    | 1                    | 1    | 1                         | 1    | 1          | 2    | .      | .     |
| Plateau     | 1,686   | 1,686  | 580       | 580    | 1                 | 1    | 2                    | 2    | 1                         | 1    | 1          | 1    | 8      | 8     |
| Rivers      | 1,261   | 1,354  | 245       | 263    | 4                 | 4    | 2                    | 2    | 1                         | 1    | 2          | 2    | .      | .     |
| Sokoto      | 1,608   | 1,608  | 75        | 180    | 7                 | 18   | 1                    | 1    | 1                         | 1    | 1          | 1    | 0      | .     |
| Taraba      | 1,492   | 1,492  | 268       | 268    | 7                 | 7    | 1                    | 1    | 1                         | 1    | .          | .    | .      | .     |
| Yobe        | 961     | 961    | 42        | 42     | 13                | 13   | 1                    | 1    | 6                         | 6    | 1          | 1    | .      | .     |
| Zamfara     | 1,109   | 1,109  | 135       | 135    | 1                 | 1    | 2                    | 2    | 4                         | 4    | .          | .    | .      | .     |
| FCT         | .       | .      | .         | .      | .                 | .    | .                    | .    | .                         | .    | .          | .    | .      | .     |
| TOTAL       | 44,552  | 48,518 | 8,967     | 10,477 | 225               | 242  | 46                   | 47   | 56                        | 61   | 37         | 42   | 43     | 43    |

TABLE 4.7.1 (Contd)

**EDUCATION STATISTICS**  
Educational Institutions, (Private)

| STATE       | Primary |        | Secondary |       | Tech & Vocational |      | College of Education |      | Polytechnics/Col of Tech |      | University |      | Others |      |
|-------------|---------|--------|-----------|-------|-------------------|------|----------------------|------|--------------------------|------|------------|------|--------|------|
|             | 2005    | 2006   | 2005      | 2006  | 2005              | 2006 | 2005                 | 2006 | 2005                     | 2006 | 2005       | 2006 | 2006   | 2005 |
| Abia        | 560     | 568    | 149       | 220   | .                 | .    | .                    | .    | .                        | .    | .          | .    | 0      | .    |
| Adamawa     | 223     | 245    | 27        | 51    | 1                 | .    | .                    | .    | .                        | .    | 1          | 1    | 0      | .    |
| Akwa-Ibom   | 400     | 801    | 167       | 242   | 1                 | 1    | .                    | .    | .                        | .    | .          | .    | 0      | .    |
| Anambra     | .       | .      | .         | .     | .                 | .    | .                    | .    | .                        | .    | .          | .    | .      | .    |
| Bauchi      | 49      | 60     | 52        | 71    | 1                 | 1    | .                    | .    | .                        | .    | .          | .    | 0      | .    |
| Bayesa      | 80      | 80     | 20        | 20    | .                 | .    | .                    | .    | .                        | .    | .          | .    | 0      | .    |
| Benue       | 2,860   | 2,870  | 598       | 620   | 6                 | 6    | 1                    | 1    | 1                        | 1    | 1          | 1    | 0      | .    |
| Borno       | 121     | 76     | 29        | 34    | .                 | .    | .                    | .    | .                        | .    | .          | .    | 0      | .    |
| Cross River | 320     | 319    | 124       | 199   | .                 | .    | .                    | .    | .                        | .    | .          | .    | 0      | .    |
| Delta       | .       | .      | .         | .     | .                 | .    | .                    | .    | .                        | .    | .          | .    | .      | .    |
| Ebonyi      | 50      | 54     | 27        | 32    | .                 | .    | .                    | .    | .                        | .    | .          | .    | 0      | .    |
| Edo         | 306     | 315    | 297       | 305   | .                 | .    | .                    | .    | .                        | .    | 1          | 1    | 0      | .    |
| Ekiti       | 377     | 377    | 94        | 94    | .                 | .    | .                    | .    | .                        | .    | .          | .    | 0      | .    |
| Enugu       | 592     | 592    | 123       | 123   | .                 | .    | 1                    | 1    | 1                        | 1    | 3          | 3    | 0      | .    |
| Gombe       | 128     | 250    | 31        | 33    | 1                 | 1    | .                    | .    | .                        | .    | .          | .    | 0      | .    |
| Imo         | .       | 301    | .         | 156   | .                 | 291  | .                    | .    | .                        | .    | .          | .    | 1      | .    |
| Jigawa      | 759     | 1,039  | 201       | 198   | .                 | 1    | .                    | 1    | .                        | 1    | 7          | 7    | 0      | .    |
| Kaduna      | .       | .      | .         | .     | .                 | .    | .                    | .    | .                        | .    | .          | .    | 0      | .    |
| Kano        | 322     | 378    | 153       | 191   | .                 | .    | .                    | .    | .                        | .    | .          | .    | 0      | .    |
| Katsina     | 155     | 147    | 27        | 28    | .                 | .    | .                    | .    | .                        | .    | 1          | 1    | 0      | .    |
| Kebbi       | 40      | 35     | 45        | 5     | .                 | .    | .                    | .    | .                        | .    | .          | .    | 0      | .    |
| Kogi        | 225     | 236    | 120       | 123   | .                 | .    | .                    | .    | .                        | .    | .          | .    | 0      | .    |
| Kwara       | 466     | 875    | 118       | 127   | 2                 | 2    | 1                    | 1    | 1                        | 1    | 1          | 1    | 1      | 1    |
| Lagos       | .       | .      | .         | .     | .                 | .    | .                    | .    | .                        | .    | .          | .    | 0      | .    |
| Nasarawa    | 426     | .      | 69        | .     | .                 | .    | .                    | .    | .                        | .    | .          | .    | 0      | .    |
| Niger       | .       | 210    | .         | 53    | .                 | .    | .                    | .    | .                        | .    | .          | .    | 0      | .    |
| Ogun        | 716     | 996    | 199       | 196   | .                 | 1    | .                    | 1    | .                        | 1    | 7          | 7    | .      | .    |
| Ondo        | .       | .      | .         | .     | .                 | .    | .                    | .    | .                        | .    | .          | .    | .      | .    |
| Osun        | 340     | 357    | 120       | 128   | 2                 | 2    | .                    | 1    | .                        | 2    | 2          | 2    | 0      | .    |
| Oyo         | 1,137   | 2,165  | 182       | 204   | .                 | .    | .                    | .    | .                        | .    | .          | .    | 0      | .    |
| Plateau     | 388     | 388    | 335       | 335   | .                 | .    | 1                    | 1    | .                        | .    | 1          | 1    | 0      | .    |
| Rivers      | 220     | 313    | 185       | 201   | 1                 | 1    | .                    | .    | .                        | .    | .          | .    | 0      | .    |
| Sokoto      | 66      | 66     | 6         | 6     | .                 | .    | .                    | .    | .                        | .    | .          | .    | 0      | .    |
| Taraba      | 210     | 210    | 92        | 92    | .                 | .    | .                    | .    | .                        | .    | 1          | 1    | 0      | .    |
| Yobe        | 30      | 30     | 10        | 10    | .                 | .    | .                    | .    | .                        | .    | .          | .    | 0      | .    |
| Zamfara     | 48      | 48     | 21        | 21    | .                 | .    | .                    | .    | .                        | .    | .          | .    | 0      | .    |
| FCT         | .       | .      | .         | .     | .                 | .    | .                    | .    | .                        | .    | .          | .    | .      | .    |
| TOTAL       | 11,614  | 14,401 | 3,621     | 4,118 | 15                | 307  | 4                    | 7    | 3                        | 7    | 26         | 26   | 2      | 1    |



TABLE 4.7.2

**EDUCATION STATISTICS**  
**Number of Teachers (Public)**

| STATE        | Primary        |                | Secondary      |                | Tech & Vocational |              | College of Education |               | Polytechnics/Col of Tech |              | University   |               | Others       |              |
|--------------|----------------|----------------|----------------|----------------|-------------------|--------------|----------------------|---------------|--------------------------|--------------|--------------|---------------|--------------|--------------|
|              | 2005           | 2006           | 2005           | 2006           | 2005              | 2006         | 2005                 | 2006          | 2005                     | 2006         | 2005         | 2006          | 2005         | 2006         |
| Abia         | 11,719         | 12,124         | 14,486         | 12,486         | .                 | .            | .                    | .             | .                        | .            | .            | .             | .            | .            |
| Adamawa      | 15,949         | 18,493         | 4,171          | 4,081          | 260               | 233          | .                    | 131           | .                        | .            | .            | .             | .            | .            |
| Akwa-Ibom    | 16,449         | 15,200         | 6,504          | 5,093          | 382               | 406          | .                    | .             | .                        | .            | .            | .             | .            | .            |
| Anambra      | .              | .              | .              | .              | .                 | .            | .                    | .             | .                        | .            | .            | .             | .            | .            |
| Bauchi       | 14,790         | 16,801         | 2,133          | 3,405          | 164               | 250          | .                    | .             | .                        | .            | .            | .             | 255          | 262          |
| Bayesa       | 5,328          | 5,495          | 1,704          | 2,362          | 229               | 229          | .                    | .             | .                        | .            | 380          | 539           | 277          | 277          |
| Benue        | 25,997         | 26,547         | 7,784          | 8,954          | 250               | 258          | 6,334                | 7,495         | 4,408                    | 5,008        | 650          | 850           | .            | .            |
| Borno        | 13,821         | 13,889         | 2,392          | 2,389          | 115               | 105          | .                    | .             | .                        | .            | .            | .             | .            | .            |
| Cross River  | 16,642         | 14,318         | 3,319          | 5,409          | 367               | 463          | .                    | .             | .                        | .            | .            | .             | .            | .            |
| Delta        | .              | .              | .              | .              | .                 | .            | .                    | .             | .                        | .            | .            | .             | .            | .            |
| Ebonyi       | 11,376         | 11,569         | 2,019          | 2,029          | .                 | .            | .                    | .             | .                        | .            | .            | .             | .            | .            |
| Edo          | 10,416         | 10,728         | 5,076          | 5,228          | 650               | 701          | 1,889                | 1,430         | 221                      | 258          | 7,281        | 7,499         | 454          | 467          |
| Ekiti        | 8,856          | 8,856          | 12,426         | 12,426         | 98                | 98           | 321                  | 321           | .                        | .            | .            | .             | .            | 0            |
| Enugu        | 13,914         | 13,954         | 6,154          | 6,271          | 1,248             | 1,240        | 151                  | 151           | 150                      | 156          | 362          | 384           | .            | .            |
| Gombe        | 11,438         | 13,500         | 2,031          | 2,599          | 253               | 359          | .                    | .             | .                        | .            | .            | .             | .            | .            |
| Imo          | .              | 17,667         | .              | 6,711          | .                 | 107          | .                    | 245           | .                        | .            | .            | 814           | .            | .            |
| Jigawa       | 32,546         | 33,315         | 14,320         | 15,247         | 56                | 56           | 154                  | 163           | 140                      | 161          | .            | .             | .            | .            |
| Kaduna       | 29,669         | 28,769         | .              | .              | .                 | .            | .                    | .             | .                        | .            | .            | .             | .            | 0            |
| Kano         | 32,826         | 34,566         | .              | .              | .                 | .            | .                    | .             | .                        | .            | .            | .             | .            | .            |
| Katsina      | 4,598          | 5,533          | 2,940          | 4,290          | 219               | 261          | .                    | .             | .                        | .            | .            | .             | .            | .            |
| Kebbi        | 2,154          | 10,852         | 2,866          | 3,529          | 92                | 107          | 88                   | 101           | 205                      | 215          | .            | .             | .            | .            |
| Kogi         | 14,739         | 15,476         | 4,592          | 4,822          | .                 | 243          | .                    | .             | .                        | .            | .            | .             | .            | .            |
| Kwara        | 16,703         | 18,460         | 4,699          | 4,839          | 80                | 94           | .                    | .             | .                        | .            | .            | .             | .            | .            |
| Lagos        | 16,976         | 16,925         | 16,998         | 16,831         | .                 | .            | 423                  | .             | .                        | .            | 640          | 640           | .            | .            |
| Nasarawa     | 9,364          | .              | 4,153          | .              | 141               | .            | 205                  | .             | 217                      | .            | 242          | 242           | 67           | 67           |
| Niger        | .              | 22,413         | .              | 5,033          | .                 | 432          | .                    | .             | .                        | .            | .            | .             | .            | .            |
| Ogun         | 16,744         | 16,915         | 11,535         | 12,247         | .                 | .            | .                    | .             | .                        | .            | .            | .             | .            | .            |
| Ondo         | .              | .              | .              | .              | .                 | .            | .                    | .             | .                        | .            | .            | .             | .            | .            |
| Osun         | 13,923         | 14,868         | .              | .              | .                 | .            | .                    | .             | 300                      | 373          | .            | .             | .            | .            |
| Oyo          | 27,433         | 28,384         | 11,726         | 14,697         | 146               | 146          | 254                  | 254           | .                        | .            | .            | .             | .            | .            |
| Plateau      | 17,957         | 18,855         | 3,153          | 5,773          | .                 | .            | .                    | .             | .                        | .            | .            | .             | .            | .            |
| Rivers       | 9,625          | 8,940          | 5,103          | 5,259          | 151               | 158          | 1,005                | 1,609         | .                        | .            | .            | .             | .            | .            |
| Sokoto       | 2,254          | .              | 4,139          | .              | .                 | .            | .                    | .             | .                        | .            | .            | .             | .            | 0            |
| Taraba       | 15,964         | 16,710         | 2,378          | 2,567          | 180               | 180          | 231                  | 231           | 103                      | 103          | .            | .             | .            | .            |
| Yobe         | 961            | 961            | 278            | 278            | 13                | 13           | 1                    | 1             | 6                        | 6            | 1            | 1             | .            | .            |
| Zamfara      | 8,317          | 8,317          | 2,956          | 2,956          | 65                | 65           | .                    | .             | .                        | .            | .            | .             | .            | .            |
| FCT          | .              | .              | .              | .              | .                 | .            | .                    | .             | .                        | .            | .            | .             | .            | .            |
| <b>TOTAL</b> | <b>449,448</b> | <b>499,400</b> | <b>162,035</b> | <b>177,811</b> | <b>5,159</b>      | <b>6,204</b> | <b>11,056</b>        | <b>12,132</b> | <b>5,750</b>             | <b>6,280</b> | <b>9,556</b> | <b>10,969</b> | <b>1,053</b> | <b>1,073</b> |

TABLE 4.7.2 (Contd)

**EDUCATION STATISTICS**  
**No of Teachers (Private)**

| STATE        | Primary       |               | Secondary     |               | Tech & Vocational |            | College of Education |              | Polytechnics/ Col of Tech |              | University |            | Others   |          |
|--------------|---------------|---------------|---------------|---------------|-------------------|------------|----------------------|--------------|---------------------------|--------------|------------|------------|----------|----------|
|              | 2005          | 2006          | 2005          | 2006          | 2005              | 2006       | 2005                 | 2006         | 2005                      | 2006         | 2005       | 2006       | 2006     | 2005     |
| Abia         | .             | .             | .             | .             | .                 | .          | .                    | .            | .                         | .            | .          | .          | .        | 0        |
| Adamawa      | .             | .             | .             | .             | .                 | .          | .                    | .            | .                         | .            | .          | .          | .        | 0        |
| Akwa-Ibom    | .             | .             | .             | .             | .                 | .          | .                    | .            | .                         | .            | .          | .          | .        | 0        |
| Anambra      | .             | .             | .             | .             | .                 | .          | .                    | .            | .                         | .            | .          | .          | .        | .        |
| Bauchi       | .             | .             | 954           | .             | 20                | 40         | .                    | .            | .                         | .            | .          | .          | .        | 0        |
| Bayesa       | 294           | 324           | 201           | 225           | .                 | .          | .                    | .            | .                         | .            | .          | .          | .        | 0        |
| Benue        | 1,028         | 1,138         | 1,205         | 1,308         | 450               | 498        | 2,120                | 2,150        | 3,150                     | 4,150        | 632        | 639        | .        | 0        |
| Borno        | 1,557         | 993           | 560           | 586           | .                 | .          | .                    | .            | .                         | .            | .          | .          | .        | 0        |
| Cross River  | .             | .             | .             | .             | .                 | .          | .                    | .            | .                         | .            | .          | .          | .        | 0        |
| Delta        | .             | .             | .             | .             | .                 | .          | .                    | .            | .                         | .            | .          | .          | .        | .        |
| Ebonyi       | 890           | 582           | 320           | 386           | .                 | .          | .                    | .            | .                         | .            | .          | .          | .        | 0        |
| Edo          | 3,295         | 3,362         | 4,018         | 4,138         | .                 | .          | .                    | .            | .                         | .            | 106        | 109        | .        | 0        |
| Ekiti        | .             | .             | .             | .             | .                 | .          | .                    | .            | .                         | .            | .          | .          | .        | 0        |
| Enugu        | 1,354         | 1,356         | 1,678         | 1,672         | 241               | 241        | 132                  | 132          | 28                        | 34           | 35         | 116        | .        | 0        |
| Gombe        | 3,250         | 4,310         | 588           | 416           | 20                | 20         | .                    | .            | .                         | .            | .          | .          | .        | 0        |
| Imo          | .             | 5,359         | .             | 2,128         | .                 | .          | .                    | .            | .                         | .            | .          | .          | .        | 0        |
| Jigawa       | 256           | 269           | 36            | 40            | .                 | .          | .                    | .            | .                         | .            | .          | .          | .        | 0        |
| Kaduna       | .             | .             | .             | .             | .                 | .          | .                    | .            | .                         | .            | .          | .          | .        | 0        |
| Kano         | 7,012         | 10,513        | 3,601         | 4,284         | .                 | .          | .                    | .            | .                         | .            | .          | .          | .        | 0        |
| Katsina      | .             | .             | .             | .             | .                 | .          | .                    | .            | .                         | .            | .          | .          | .        | 0        |
| Kebbi        | .             | .             | .             | .             | .                 | .          | .                    | .            | .                         | .            | .          | .          | .        | 0        |
| Kogi         | 1,471         | 1,545         | 1,164         | 1,222         | .                 | .          | .                    | .            | .                         | .            | .          | .          | .        | 0        |
| Kwara        | .             | 3,381         | .             | 613           | .                 | .          | .                    | .            | .                         | .            | .          | .          | .        | 0        |
| Lagos        | 33,018        | .             | 3,184         | .             | .                 | .          | .                    | .            | .                         | .            | .          | .          | .        | 0        |
| Nasarawa     | .             | .             | .             | .             | .                 | .          | .                    | .            | .                         | .            | .          | .          | .        | 0        |
| Niger        | .             | .             | .             | .             | .                 | .          | .                    | .            | .                         | .            | .          | .          | .        | 0        |
| Ogun         | .             | .             | .             | .             | .                 | .          | .                    | .            | .                         | .            | .          | .          | .        | .        |
| Ondo         | .             | .             | .             | .             | .                 | .          | .                    | .            | .                         | .            | .          | .          | .        | .        |
| Osun         | 35,037        | 35,147        | .             | .             | .                 | .          | .                    | .            | .                         | .            | .          | .          | .        | 0        |
| Oyo          | 7,346         | 8,565         | 2,211         | 2,422         | .                 | .          | .                    | .            | .                         | .            | .          | .          | .        | 0        |
| Plateau      | .             | .             | 2,888         | 3,032         | .                 | .          | .                    | .            | .                         | .            | .          | .          | .        | 0        |
| Rivers       | 3,563         | 3,638         | 1,130         | 1,242         | 102               | 161        | .                    | .            | .                         | .            | .          | .          | .        | 0        |
| Sokoto       | .             | .             | .             | .             | .                 | .          | .                    | .            | .                         | .            | .          | .          | .        | 0        |
| Taraba       | 183           | 183           | 92            | 92            | .                 | .          | .                    | .            | .                         | .            | .          | .          | .        | 0        |
| Yobe         | 30            | 30            | 10            | 10            | .                 | .          | .                    | .            | .                         | .            | .          | .          | .        | 0        |
| Zamfara      | .             | .             | .             | .             | .                 | .          | .                    | .            | .                         | .            | .          | .          | .        | 0        |
| FCT          | .             | .             | .             | .             | .                 | .          | .                    | .            | .                         | .            | .          | .          | .        | .        |
| <b>TOTAL</b> | <b>99,584</b> | <b>80,695</b> | <b>23,840</b> | <b>23,816</b> | <b>833</b>        | <b>960</b> | <b>2,252</b>         | <b>2,282</b> | <b>3,178</b>              | <b>4,184</b> | <b>773</b> | <b>864</b> | <b>0</b> | <b>0</b> |

TABLE 4.7.3

**EDUCATION STATISTICS**  
Number of Pupil by Type of Institution (Public)

| STATE        | Primary           |                   | Secondary        |                  | Tech & Vocational |                | College of Education |               | Polytechnics/Col of Tech |               | University     |                | Others        |               |
|--------------|-------------------|-------------------|------------------|------------------|-------------------|----------------|----------------------|---------------|--------------------------|---------------|----------------|----------------|---------------|---------------|
|              | 2005              | 2006              | 2005             | 2006             | 2005              | 2006           | 2005                 | 2006          | 2005                     | 2006          | 2005           | 2006           | 2006          | 2005          |
| Abia         | 231,638           | 292,084           | 74,539           | 187,331          | .                 | .              | .                    | .             | .                        | .             | .              | .              | .             | .             |
| Adamawa      | 289,942           | 525,077           | 169,070          | 173,630          | 12,599            | 8,225          | .                    | 4,321         | .                        | .             | .              | .              | .             | .             |
| Akwa-Ibom    | 1,584,888         | 1,432,844         | 168,066          | 179,268          | 7,813             | 7,647          | .                    | .             | .                        | .             | .              | .              | .             | .             |
| Anambra      | .                 | .                 | .                | .                | .                 | .              | .                    | .             | .                        | .             | .              | .              | .             | .             |
| Bauchi       | 135,633           | 200,805           | 5,906            | 6,906            | .                 | .              | .                    | .             | .                        | .             | .              | .              | 10,989        | 12,500        |
| Bayesa       | 448,328           | 45,458            | 49,202           | 62,088           | 662               | 775            | .                    | .             | .                        | .             | 2,634          | 3,575          | 3,506         | 3,893         |
| Benue        | 61,182            | 63,891            | 175,609          | 188,968          | .                 | .              | .                    | .             | .                        | .             | .              | .              | 11,347        | 11,347        |
| Borno        | 746,194           | 765,621           | 103,135          | 112,366          | 2,428             | 2,535          | .                    | .             | .                        | .             | .              | .              | .             | .             |
| Cross River  | 594,691           | 490,313           | 62,679           | 91,975           | 12,053            | 10,792         | .                    | .             | .                        | .             | .              | .              | .             | .             |
| Delta        | .                 | .                 | .                | .                | .                 | .              | .                    | .             | .                        | .             | .              | .              | .             | .             |
| Ebonyi       | 647,676           | 631,090           | .                | .                | .                 | .              | .                    | .             | .                        | .             | .              | .              | .             | .             |
| Edo          | 270,186           | 278,291           | 132,847          | 136,832          | 1,090             | 1,034          | 629                  | 647           | 17,955                   | 18,493        | 22,740         | 23,890         | 180           | 187           |
| Ekiti        | 154,416           | 154,416           | 96,084           | 96,084           | 650               | 650            | 13,956               | 13,956        | 5,445                    | 5,445         | .              | .              | .             | .             |
| Enugu        | 626,792           | 648,797           | 208,174          | 218,347          | 43,582            | 43,845         | 46,264               | 46,977        | 23,587                   | 24,362        | 29,598         | 58,103         | .             | .             |
| Gombe        | 339,329           | 374,623           | 123,866          | 115,694          | 10,073            | 8,653          | .                    | .             | .                        | .             | .              | .              | .             | .             |
| Imo          | .                 | 803,816           | .                | 151,788          | .                 | 4,811          | .                    | 11,688        | .                        | .             | .              | 42,975         | .             | .             |
| Jigawa       | 1,140,406         | 1,164,040         | 412,888          | 447,550          | 1,100             | 7,224          | .                    | .             | .                        | .             | .              | .              | .             | .             |
| Kaduna       | 940,558           | 935,697           | 244,812          | 244,106          | .                 | .              | .                    | .             | .                        | .             | .              | .              | .             | 0             |
| Kano         | .                 | .                 | .                | .                | .                 | .              | .                    | .             | .                        | .             | .              | .              | .             | .             |
| Katsina      | 1,001,447         | 1,129,618         | 142,745          | 170,538          | 2,898             | 3,137          | .                    | .             | .                        | .             | .              | .              | .             | .             |
| Kebbi        | 388,042           | 399,421           | 144,271          | 240,916          | 2,464             | 2,808          | 2,250                | 2,180         | 7,300                    | 7,186         | .              | .              | .             | .             |
| Kogi         | 667,579           | 700,958           | 152,024          | 159,625          | .                 | .              | .                    | .             | .                        | .             | .              | .              | .             | .             |
| Kwara        | 527,589           | 567,426           | 143,657          | 135,308          | .                 | .              | .                    | .             | .                        | .             | .              | .              | .             | .             |
| Lagos        | 438,573           | 423,858           | .                | 582,618          | .                 | .              | .                    | .             | .                        | .             | 77,261         | .              | .             | .             |
| Nasarawa     | 446,652           | .                 | 158,282          | .                | 5,338             | .              | 2,508                | .             | 6,183                    | .             | 4,903          | .              | 1,912         | .             |
| Niger        | .                 | 594,724           | .                | 153,513          | .                 | 7,593          | .                    | .             | .                        | .             | .              | .              | .             | .             |
| Ogun         | 503,005           | 494,770           | 281,170          | 313,877          | .                 | 6,014          | .                    | .             | .                        | .             | .              | .              | .             | .             |
| Ondo         | .                 | .                 | .                | .                | .                 | .              | .                    | .             | .                        | .             | .              | .              | .             | .             |
| Osun         | 443,225           | 521,699           | 248,302          | 566,087          | 3,466             | 4,020          | .                    | .             | .                        | .             | .              | .              | .             | .             |
| Oyo          | 943,616           | 944,500           | 394,411          | 416,970          | 2,148             | 3,346          | 6,312                | .             | 8,452                    | .             | 10,929         | .              | .             | .             |
| Plateau      | 803,508           | 883,859           | 221,945          | 189,704          | 1,465             | 1,758          | .                    | .             | .                        | .             | .              | .              | .             | .             |
| Rivers       | 832,167           | 102,419           | 495,552          | 577,573          | 781               | 1,963          | 3,006                | 3,849         | 2,694                    | 3,688         | 14,634         | 16,689         | .             | .             |
| Sokoto       | 524,960           | 462,425           | 71,883           | .                | 10,060            | .              | 7,423                | .             | 4,714                    | .             | .              | .              | .             | .             |
| Taraba       | 943,434           | 690,432           | 81,497           | 160,004          | 6,833             | 6,833          | 2,381                | 2,381         | .                        | .             | .              | .              | .             | .             |
| Yobe         | 961               | 961               | 278              | 278              | 13                | 13             | 1                    | 1             | 6                        | 6             | 1              | 1              | .             | .             |
| Zamfara      | 457,413           | 457,413           | 83,083           | 83,083           | 1,612             | 1,612          | .                    | .             | .                        | .             | .              | .              | .             | .             |
| FCT          | .                 | .                 | .                | .                | .                 | .              | .                    | .             | .                        | .             | .              | .              | .             | .             |
| <b>TOTAL</b> | <b>17,134,030</b> | <b>17,181,346</b> | <b>4,645,977</b> | <b>6,163,027</b> | <b>129,128</b>    | <b>135,288</b> | <b>84,730</b>        | <b>86,000</b> | <b>76,336</b>            | <b>59,180</b> | <b>162,700</b> | <b>145,233</b> | <b>27,934</b> | <b>27,927</b> |

**TABLE 4.7.3(Contd)**

**EDUCATION STATISTICS**

**Number of Pupil by Type of Institution (Private)**

| STATE        | Primary          |                  | Secondary      |                | Tech & Vocational |                | College of Education |              | Polytechnics/Col of Tech |              | University    |               | Others     |            |
|--------------|------------------|------------------|----------------|----------------|-------------------|----------------|----------------------|--------------|--------------------------|--------------|---------------|---------------|------------|------------|
|              | 2005             | 2006             | 2005           | 2006           | 2005              | 2006           | 2005                 | 2006         | 2005                     | 2006         | 2005          | 2006          | 2006       | 2005       |
| Abia         | .                | .                | .              | .              | .                 | .              | .                    | .            | .                        | .            | .             | .             | .          | 0          |
| Adamawa      | 24,658           | 24,658           | 2,116          | 316            | 60                | 70             | .                    | .            | .                        | .            | .             | .             | .          | 0          |
| Akwa-Ibom    | 70,513           | 82,804           | 55,814         | 55,886         | .                 | .              | .                    | .            | .                        | .            | .             | .             | .          | 0          |
| Anambra      | .                | .                | .              | .              | .                 | .              | .                    | .            | .                        | .            | .             | .             | .          | .          |
| Bauchi       | .                | 301,260          | 24,138         | 46,596         | 428               | 7,780          | .                    | .            | .                        | .            | .             | .             | .          | 0          |
| Bayesa       | 31,776           | 40,682           | 25,693         | 28,388         | .                 | .              | .                    | .            | .                        | .            | .             | .             | .          | 0          |
| Benue        | 571,516          | 748,179          | 45,941         | 107,832        | 1,590             | 25,102         | .                    | .            | .                        | .            | .             | .             | .          | 0          |
| Borno        | 41,361           | 14,707           | 10,214         | 10,871         | .                 | .              | .                    | .            | .                        | .            | .             | .             | .          | 0          |
| Cross River  | .                | .                | .              | .              | .                 | .              | .                    | .            | .                        | .            | .             | .             | .          | 0          |
| Delta        | .                | .                | .              | .              | .                 | .              | .                    | .            | .                        | .            | .             | .             | .          | .          |
| Ebonyi       | 26,842           | .                | 23,201         | .              | .                 | .              | .                    | .            | .                        | .            | .             | .             | .          | 0          |
| Edo          | 54,667           | 56,307           | 71,429         | 73,571         | .                 | .              | .                    | .            | .                        | .            | 742           | 764           | 210        | 229        |
| Ekiti        | 10,643           | 10,643           | 9,757          | 9,757          | .                 | .              | .                    | .            | .                        | .            | .             | .             | .          | 0          |
| Enugu        | 190,068          | 232,305          | 48,688         | 49,367         | .                 | .              | 2,048                | 2,637        | 3,001                    | 3,050        | 12,000        | 12,000        | .          | 0          |
| Gombe        | 5,229            | 6,230            | 11,055         | 10,346         | 60                | 120            | .                    | .            | .                        | .            | .             | .             | .          | 0          |
| Imo          | .                | 387,313          | .              | 43,873         | .                 | .              | .                    | .            | .                        | .            | .             | .             | .          | 0          |
| Jigawa       | 10,233           | 10,383           | 1,801          | 1,801          | .                 | .              | .                    | .            | .                        | .            | .             | .             | .          | 0          |
| Kaduna       | .                | .                | .              | .              | .                 | .              | .                    | .            | .                        | .            | .             | .             | .          | 0          |
| Kano         | .                | .                | .              | .              | .                 | .              | .                    | .            | .                        | .            | .             | .             | .          | 0          |
| Katsina      | .                | .                | .              | .              | .                 | .              | .                    | .            | .                        | .            | .             | .             | .          | 0          |
| Kebbi        | .                | .                | .              | .              | .                 | .              | .                    | .            | .                        | .            | .             | .             | .          | 0          |
| Kogi         | 29,629           | 31,110           | .              | .              | .                 | .              | .                    | .            | .                        | .            | .             | .             | .          | 0          |
| Kwara        | 57,973           | 100,639          | 7,352          | 7,727          | .                 | .              | .                    | .            | .                        | .            | .             | .             | .          | 0          |
| Lagos        | 990,018          | 1,070,226        | 74,765         | 83,542         | .                 | .              | .                    | .            | .                        | .            | .             | .             | .          | 0          |
| Nasarawa     | .                | .                | .              | .              | .                 | .              | .                    | .            | .                        | .            | .             | .             | .          | 0          |
| Niger        | .                | .                | .              | .              | .                 | .              | .                    | .            | .                        | .            | .             | .             | .          | 0          |
| Ogun         | .                | .                | .              | .              | .                 | .              | .                    | .            | .                        | .            | .             | .             | .          | .          |
| Ondo         | .                | .                | .              | .              | .                 | .              | .                    | .            | .                        | .            | .             | .             | .          | .          |
| Osun         | 35,037           | 35,147           | .              | .              | .                 | .              | .                    | .            | .                        | .            | .             | .             | .          | 0          |
| Oyo          | .                | .                | .              | .              | .                 | .              | .                    | .            | .                        | .            | .             | .             | .          | 0          |
| Plateau      | .                | .                | 46,114         | 50,725         | .                 | .              | .                    | .            | .                        | .            | .             | .             | .          | 0          |
| Rivers       | 415,203          | 503,124          | 246,489        | 349,763        | 203,112           | 163,419        | .                    | .            | .                        | .            | .             | .             | .          | 0          |
| Sokoto       | .                | .                | 963            | .              | .                 | .              | .                    | .            | .                        | .            | .             | .             | .          | 0          |
| Taraba       | 40,866           | 50,223           | 25,947         | 31,164         | .                 | .              | .                    | .            | .                        | .            | .             | .             | .          | 0          |
| Yobe         | .                | .                | .              | .              | .                 | .              | .                    | .            | .                        | .            | .             | .             | .          | 0          |
| Zamfara      | .                | .                | .              | .              | .                 | .              | .                    | .            | .                        | .            | .             | .             | .          | 0          |
| FCT          | .                | .                | .              | .              | .                 | .              | .                    | .            | .                        | .            | .             | .             | .          | .          |
| <b>TOTAL</b> | <b>2,606,232</b> | <b>3,705,940</b> | <b>731,477</b> | <b>961,525</b> | <b>205,250</b>    | <b>196,491</b> | <b>2,048</b>         | <b>2,637</b> | <b>3,001</b>             | <b>3,050</b> | <b>12,742</b> | <b>12,764</b> | <b>210</b> | <b>229</b> |

TABLE 4.7.4

**EDUCATION STATISTICS**  
**Sources of Fund**

| STATE        | State Govt Budgetary Allocation to Education Sector |                        | State Govt Annual Budget |                        | State Govt Actual Allocation to Education Sector |                       | Grants From Fed Govt  |                       | Grants From Foreign Dev artner |                    | Grants From NGOs & Others |                |
|--------------|---|------------------------|--------------------------|------------------------|--|-----------------------|-----------------------|-----------------------|--------------------------------|--------------------|---------------------------|----------------|
|              | 2005  | 2006                   | 2005                     | 2006                   | 2005   | 2006                  | 2005                  | 2006                  | 2005                           | 2006               | 2006                      | 2005           |
| Abia         | .   | .                      | .                        | .                      | .  | .                     | .                     | .                     | .                              | .                  | .                         | .              |
| Adamawa      | 117,159,075   | 219,267,375            | .                        | .                      | 259,525,385                                      | 302,762,651           | .                     | .                     | .                              | .                  | .                         | .              |
| Akwa-Ibom    | 10,880,000,000                                      | 4,428,000,000          | 83,280,000,000           | .                      | 2,307,000,000                                    | .                     | 2,307,000,000         | .                     | .                              | .                  | .                         | .              |
| Anambra      | .   | .                      | .                        | .                      | .  | .                     | .                     | .                     | .                              | .                  | .                         | .              |
| Bauchi       | .   | .                      | .                        | .                      | .  | .                     | .                     | .                     | .                              | .                  | .                         | .              |
| Bayesa       | 4,459,825,856                                       | 5,398,266,062          | 11,624,008,999           | 12,907,860,862         | 1,484,577,321                                    | 1,498,565,425         | .                     | .                     | .                              | .                  | .                         | .              |
| Benue        | .   | .                      | .                        | .                      | .  | .                     | .                     | .                     | .                              | .                  | .                         | .              |
| Borno        | 5,237,822,890                                       | 9,549,107,000          | 38,737,838,500           | 48,464,344,000         | 885,740,063                                      | 1,669,707,137         | .                     | 39,150,000            | .                              | .                  | .                         | 184,000        |
| Cross River  | 5,000,000,000                                       | 5,800,000,000          | 35,900,000,000           | 23,582,148,000         | 300,650,200                                      | .                     | .                     | .                     | 801,355                        | .                  | .                         | .              |
| Delta        | .   | .                      | .                        | .                      | .  | .                     | .                     | .                     | .                              | .                  | .                         | .              |
| Ebonyi       | 1,200,000,000                                       | 2,000,000,000          | 1,040,000,000            | 6,241,000,000          | .  | .                     | 60,000,000            | 21,000,000            | .                              | .                  | .                         | .              |
| Edo          | 7,840,469,000                                       | .                      | 51,201,000,000           | .                      | 1,851,200,000                                    | .                     | .                     | .                     | .                              | .                  | .                         | .              |
| Ekiti        | 328,100,000   | 885,452,382            | 20,954,415,902           | 26,196,908,840         | 287,741,230                                      | 165,398,251           | 13,196,257,271        | 17,373,667,816        | 650,000,000                    | 650,000,000        | .                         | .              |
| Enugu        | .   | 963,019,040            | .                        | .                      | .  | .                     | .                     | .                     | .                              | .                  | .                         | .              |
| Gombe        | 3,800,000,000                                       | 3,800,000,000          | 28,900,000,000           | 37,000,000,000         | .  | .                     | .                     | .                     | .                              | .                  | .                         | .              |
| Imo          | .   | 6,805,144,662          | .                        | 37,000,000,000         | .  | .                     | .                     | .                     | .                              | .                  | .                         | .              |
| Jigawa       | .   | .                      | 48,548,300,000           | .                      | 6,007,636,000                                    | 5,688,763,000         | .                     | .                     | .                              | .                  | .                         | .              |
| Kaduna       | 62,225,949,330                                      | 48,272,366,020         | .                        | .                      | 8,383,070,345                                    | 7,740,655,220         | .                     | .                     | .                              | .                  | .                         | .              |
| Kano         | 3,455,000,000                                       | 3,600,000,000          | 41,691,274,140           | 49,991,000,000         | .  | .                     | .                     | .                     | .                              | .                  | .                         | .              |
| Katsina      | 31,711,058,105                                      | 40,304,753,470         | .                        | .                      | 6,338,170,000                                    | 7,930,306,445         | .                     | .                     | .                              | .                  | .                         | .              |
| Kebbi        | 8,571,974,004                                       | 6,966,900,000          | .                        | .                      | 8,571,977,004                                    | 6,966,900,000         | .                     | .                     | .                              | .                  | .                         | .              |
| Kogi         | 1,659,565,246                                       | 1,785,000,000          | 31,314,403,414           | 33,915,253,950         | .  | 1,737,158,098         | .                     | .                     | .                              | .                  | .                         | .              |
| Kwara        | .   | .                      | .                        | .                      | .  | .                     | .                     | .                     | .                              | .                  | .                         | .              |
| Lagos        | 1,150,000,000                                       | 1,150,000,000          | .                        | .                      | .  | .                     | .                     | .                     | .                              | .                  | .                         | .              |
| Nasarawa     | .   | 3,516,753,561          | .                        | 29,052,313,129         | .  | 3,194,241,512         | .                     | .                     | .                              | .                  | .                         | .              |
| Niger        | .   | 6,356,435,834          | .                        | 42,423,828,311         | .  | 878,652,030           | .                     | .                     | .                              | .                  | .                         | .              |
| Ogun         | .   | .                      | .                        | 48,584,300,000         | .  | .                     | .                     | .                     | .                              | .                  | .                         | .              |
| Ondo         | .   | .                      | .                        | .                      | .  | .                     | .                     | .                     | .                              | .                  | .                         | .              |
| Osun         | 4,588,920   | 4,752,150              | .                        | .                      | .  | .                     | .                     | .                     | .                              | .                  | .                         | .              |
| Oyo          | 1,641,445,158                                       | 3,521,215,118          | 56,576,432,175           | 60,798,055,786         | .  | .                     | .                     | .                     | .                              | .                  | .                         | .              |
| Plateau      | 3,739,245,680                                       | .                      | 29,180,048,405           | .                      | .  | .                     | .                     | .                     | .                              | .                  | .                         | .              |
| Rivers       | 8,015,178,275                                       | 8,614,951,327          | 96,750,000,000           | 168,030,823,470        | .  | .                     | .                     | .                     | .                              | .                  | .                         | .              |
| Sokoto       | 5,137,925,495                                       | 6,082,690,409          | 32,373,388,000           | 41,025,500,500         | .  | .                     | .                     | .                     | .                              | .                  | .                         | .              |
| Taraba       | 240,000,000   | 121,101,993            | .                        | .                      | .  | .                     | .                     | .                     | .                              | .                  | .                         | .              |
| Yobe         | .   | .                      | .                        | .                      | .  | .                     | .                     | .                     | .                              | .                  | .                         | .              |
| Zamfara      | .   | .                      | .                        | .                      | .  | .                     | .                     | .                     | .                              | .                  | .                         | .              |
| FCT          | .   | .                      | .                        | .                      | .  | .                     | .                     | .                     | .                              | .                  | .                         | .              |
| <b>TOTAL</b> | <b>166,415,307,034</b>                              | <b>170,145,176,403</b> | <b>608,071,109,535</b>   | <b>665,213,336,848</b> | <b>36,677,287,548</b>                            | <b>37,773,109,769</b> | <b>15,563,257,271</b> | <b>17,433,817,816</b> | <b>650,801,355</b>             | <b>650,000,000</b> | <b>0</b>                  | <b>184,000</b> |

TABLE 4.7.5

## EDUCATION STATISTICS

## Cost of Operation

| STATE     | Electricity, Fuel bills |           | Repairs & Maintenance |        | Consumables |       | Wages & Salaries |                | Other Benefits |               | Other Costs   |               |
|-----------|-------------------------|-----------|-----------------------|--------|-------------|-------|------------------|----------------|----------------|---------------|---------------|---------------|
|           | 2005                    | 2006      | 2005                  | 2006   | 2005        | 2006  | 2005             | 2006           | 2005           | 2006          | 2006          | 2005          |
| Abia      | .                       | .         | .                     | .      | .           | .     | .                | .              | .              | .             | .             | .             |
| Adamawa   | 2,279                   | 8,175     | 2,403                 | 4,182  | .           | .     | 46,214,575       | 48,159,075     | .              | .             | .             | .             |
| Akwa-Ibom | .                       | .         | .                     | .      | .           | .     | 130,100,000      | 150,139,564    | .              | .             | .             | .             |
| Anambra   | .                       | .         | .                     | .      | .           | .     | .                | .              | .              | .             | .             | .             |
| Bauchi    | .                       | .         | .                     | .      | .           | .     | 804,916,680      | .              | .              | .             | .             | .             |
| Bayesa    | .                       | .         | 3,310                 | 3,110  | .           | .     | 3,135,195,856    | 3,924,846,082  | .              | .             | 1,291,530,000 | 1,443,820,000 |
| Benue     | .                       | .         | .                     | .      | .           | .     | .                | .              | .              | .             | .             | .             |
| Borno     | 3,140                   | 3,000     | 9,500                 | 9,500  | .           | .     | 1,797,022,690    | 2,534,645      | .              | .             | .             | .             |
| C/ River  | .                       | .         | .                     | .      | .           | .     | 87,132,230       | 106,245,550    | .              | .             | .             | .             |
| Delta     | .                       | .         | .                     | .      | .           | .     | .                | .              | .              | .             | .             | .             |
| Ebonyi    | .                       | .         | .                     | .      | .           | .     | .                | .              | .              | .             | .             | .             |
| Edo       | .                       | .         | .                     | .      | .           | .     | .                | .              | .              | .             | .             | .             |
| Ekiti     | 7,595,215               | 4,538,010 | 1,462                 | 1,256  | 3,999       | 2,917 | 2,287,417,380    | 2,771,838,050  | 520,979,430    | 1,212,328,048 | .             | .             |
| Enugu     | 1,000                   | 1,910     | 1,000                 | 1,910  | 1,000       | 1,910 | 77,757,325       | 74,008,161     | .              | .             | .             | .             |
| Gombe     | .                       | .         | .                     | .      | .           | .     | 1,000,000,000    | 900,000,000    | .              | .             | .             | .             |
| Imo       | .                       | .         | .                     | .      | .           | .     | .                | .              | .              | .             | .             | .             |
| Jigawa    | .                       | .         | .                     | .      | .           | 0     | 3,419,952,760    | 3,669,015,139  | .              | .             | .             | .             |
| Kaduna    | .                       | .         | .                     | .      | .           | .     | 2,388,661,400    | .              | 238,866,140    | .             | .             | .             |
| Kano      | .                       | .         | .                     | .      | .           | .     | .                | .              | .              | .             | .             | .             |
| Katsina   | .                       | .         | .                     | .      | .           | .     | .                | .              | .              | .             | .             | .             |
| Kebbi     | .                       | .         | .                     | .      | .           | .     | .                | .              | .              | .             | .             | .             |
| Kogi      | .                       | .         | .                     | .      | .           | .     | 82,703,959       | 85,620,748     | .              | .             | .             | .             |
| Kwara     | .                       | .         | 1,521                 | 1,500  | 2,000       | 2,300 | 91,085,278       | 95,782,753     | .              | .             | .             | .             |
| Lagos     | .                       | .         | .                     | .      | .           | .     | .                | .              | .              | .             | .             | .             |
| Nasarawa  | 1,265                   | .         | 6,065                 | .      | .           | .     | 1,030,699,585    | .              | .              | .             | .             | .             |
| Niger     | .                       | .         | .                     | .      | .           | .     | .                | .              | .              | .             | .             | .             |
| Ogun      | .                       | .         | .                     | .      | .           | .     | .                | .              | .              | .             | .             | .             |
| Ondo      | .                       | .         | .                     | .      | .           | .     | .                | .              | .              | .             | .             | .             |
| Osun      | .                       | .         | .                     | .      | .           | .     | .                | .              | .              | .             | .             | .             |
| Oyo       | .                       | .         | .                     | .      | .           | .     | 185,409,715      | 212,031,157    | 14,066,928     | 17,293,762    | .             | .             |
| Plateau   | .                       | .         | .                     | .      | .           | .     | .                | .              | .              | .             | .             | .             |
| Rivers    | 6,026                   | 4,967     | 8,165                 | 6,596  | .           | .     | 13,603,661       | 12,664,219     | .              | .             | .             | .             |
| Sokoto    | .                       | .         | .                     | .      | .           | .     | .                | .              | .              | .             | .             | .             |
| Taraba    | .                       | .         | .                     | .      | .           | .     | 7,581,167,618    | 7,581,167,620  | .              | .             | .             | .             |
| Yobe      | .                       | .         | .                     | .      | .           | .     | .                | .              | .              | .             | .             | .             |
| Zamfara   | .                       | .         | .                     | .      | .           | .     | .                | .              | .              | .             | .             | .             |
| FCT       | .                       | .         | .                     | .      | .           | .     | .                | .              | .              | .             | .             | .             |
| TOTAL     | 7,608,925               | 4,556,062 | 33,426                | 28,054 | 6,999       | 7,127 | 24,159,040,712   | 19,634,052,763 | 773,912,498    | 1,229,621,810 | 1,291,530,000 | 1,443,820,000 |

**TABLE 4.7.6**

**EDUCATION STATISTICS**  
**Capital Expenditure**

| STATE        | Machinery & Equipment |                      | Transport & Equipment |                    | Residential Building |                    | Non Residential Building |                      |
|--------------|-----------------------|----------------------|-----------------------|--------------------|----------------------|--------------------|--------------------------|----------------------|
|              | 2005                  | 2006                 | 2005                  | 2006               | 2005                 | 2006               | 2005                     | 2006                 |
| Abia         | .                     | .                    | .                     | .                  | .                    | .                  | .                        | 0                    |
| Adamawa      | .                     | .                    | .                     | .                  | 76,978,462           | 479,440,000        | 142,960,002              | 331,453,665          |
| Akwa-Ibom    | .                     | .                    | .                     | .                  | 2,658,000,000        | .                  | .                        | 0                    |
| Anambra      | .                     | .                    | .                     | .                  | .                    | .                  | .                        | .                    |
| Bauchi       | .                     | .                    | 9,221                 | .                  | .                    | .                  | .                        | 0                    |
| Bayesa       | 3,184,080,758         | 6,395,000,000        | .                     | .                  | .                    | .                  | 5,558,455,893            | 8,640,000,000        |
| Benue        | .                     | .                    | .                     | .                  | .                    | .                  | .                        | 0                    |
| Borno        | .                     | .                    | .                     | .                  | .                    | .                  | .                        | 0                    |
| Cross River  | .                     | .                    | .                     | .                  | .                    | .                  | .                        | 0                    |
| Delta        | .                     | .                    | .                     | .                  | .                    | .                  | .                        | .                    |
| Ebonyi       | .                     | .                    | .                     | .                  | .                    | .                  | .                        | 0                    |
| Edo          | .                     | .                    | .                     | .                  | .                    | .                  | .                        | 0                    |
| Ekiti        | 26,250,000            | 27,000,000           | 7,800,000             | .                  | .                    | 6,000,000          | 11,291,230               | 2,000,000            |
| Enugu        | 15,461,000            | 12,750,000           | .                     | .                  | .                    | .                  | .                        | 0                    |
| Gombe        | .                     | .                    | .                     | .                  | .                    | .                  | .                        | 0                    |
| Imo          | .                     | .                    | .                     | .                  | .                    | .                  | .                        | 0                    |
| Jigawa       | .                     | .                    | .                     | .                  | .                    | .                  | .                        | 0                    |
| Kaduna       | .                     | .                    | .                     | .                  | .                    | .                  | .                        | 0                    |
| Kano         | .                     | .                    | .                     | .                  | .                    | .                  | .                        | 0                    |
| Katsina      | .                     | .                    | .                     | .                  | .                    | .                  | .                        | 0                    |
| Kebbi        | .                     | .                    | .                     | .                  | .                    | .                  | .                        | 0                    |
| Kogi         | .                     | .                    | .                     | .                  | .                    | .                  | .                        | 0                    |
| Kwara        | .                     | .                    | .                     | .                  | .                    | .                  | .                        | 0                    |
| Lagos        | .                     | .                    | .                     | .                  | .                    | .                  | .                        | 0                    |
| Nasarawa     | 863,587,182           | .                    | .                     | .                  | 61,454,545           | .                  | 296,609,075              | 0                    |
| Niger        | .                     | .                    | .                     | .                  | .                    | .                  | .                        | 0                    |
| Ogun         | .                     | .                    | .                     | .                  | .                    | .                  | .                        | .                    |
| Ondo         | .                     | .                    | .                     | .                  | .                    | .                  | .                        | .                    |
| Osun         | .                     | .                    | .                     | .                  | .                    | .                  | .                        | 0                    |
| Oyo          | .                     | .                    | .                     | .                  | .                    | .                  | .                        | 0                    |
| Plateau      | .                     | .                    | .                     | .                  | .                    | .                  | .                        | 0                    |
| Rivers       | 2,090,000,000         | 2,393,100,000        | 157,990,403           | 313,257,362        | .                    | .                  | .                        | 0                    |
| Sokoto       | .                     | .                    | .                     | .                  | .                    | .                  | .                        | 0                    |
| Taraba       | 3,613,979             | 1,211,019            | .                     | .                  | .                    | .                  | .                        | 0                    |
| Yobe         | .                     | .                    | .                     | .                  | .                    | .                  | .                        | 0                    |
| Zamfara      | .                     | .                    | .                     | .                  | .                    | .                  | .                        | 0                    |
| FCT          | .                     | .                    | .                     | .                  | .                    | .                  | .                        | .                    |
| <b>TOTAL</b> | <b>6,182,992,919</b>  | <b>8,829,061,019</b> | <b>165,799,624</b>    | <b>313,257,362</b> | <b>2,796,433,007</b> | <b>485,440,000</b> | <b>6,009,316,200</b>     | <b>8,973,453,665</b> |

**TABLE 4.7.7            EDUCATION STATISTICS**  
**Information Communication Technology**

|   | <b>Percent</b> |
|---|----------------|
| Establishment owning internet facilities            | 45.5           |
| Establishment having website                        | 30.3           |
| Establishment receiving orders through the internet | 30.3           |
| Do you place orders through the internet            | 24.2           |
| Establishment having intranets                      | 27.3           |



TABLE 4.7.8

**EDUCATION STATISTICS**  
**Information Communication Technology**

| STATE        | Number of computers in your organizations | Number of employees with access to internet facilitie | Number of employee using Personal Computers (PCs) | Investment on ICT from domestics sources during the year (Naira) | Investment on ICT from foreign sources during the year (USD) | Amount spend on ICT during the year (Naira) |
|--------------|---|---|---|--|--|---|
| Abia         | 1   | 0   | 0   | 0  | 0  | 0   |
| Adamawa      | 8   | 0   | 8   | 0  | 0  | 0   |
| Akwa-Ibom    | 11  | 8   | 0   | 0  | 0  | 0   |
| Anambra      | .   | .   | .   | .  | .  | .   |
| Bauchi       | 15  | 0   | 0   | 0  | 0  | 5,000                                       |
| Bayesa       | 24  | 12  | 15  | 0  | 0  | 5,000                                       |
| Benue        | 6   | 0   | 1   | 0  | 0  | 0   |
| Borno        | 6   | 0   | 0   | 0  | 0  | 0   |
| Cross River  | 0   | 0   | 0   | 0  | 0  | 0   |
| Delta        | .   | .   | .   | .  | .  | .   |
| Ebonyi       | 30  | 4   | 2   | 0  | 0  | 0   |
| Edo          | 0   | 0   | 0   | 0  | 0  | 0   |
| Ekiti        | 15  | 0   | 14  | 20   | 1,538  | 20  |
| Enugu        | 10  | 8   | 5   | 0  | 0  | 0   |
| Gombe        | 0   | 0   | 0   | 0  | 0  | 0   |
| Imo          | 23  | 40  | 25  | 0  | 0  | 0   |
| Jigawa       | 80  | 0   | 168   | 3,345  | 0  | 3,545                                       |
| Kaduna       | 12  | 0   | 0   | 0  | 0  | 0   |
| Kano         | 46  | 100   | 25  | 0  | 0  | 0   |
| Katsina      | 9   | 0   | 0   | 0  | 0  | 0   |
| Kebbi        | 390                                       | 0   | 0   | 0  | 0  | 0   |
| Kogi         | 0   | 0   | 0   | 0  | 0  | 0   |
| Kwara        | 0   | 0   | 0   | 0  | 0  | 0   |
| Lagos        | 35  | 0   | 100   | 0  | 0  | 0   |
| Nasarawa     | 14  | 0   | 3   | 0  | 0  | 0   |
| Niger        | 3   | 3   | 1   | 0  | 0  | 0   |
| Ogun         | 40  | .   | 6   | .  | .  | .   |
| Ondo         | .   | .   | .   | .  | .  | .   |
| Osun         | 28  | 15  | 0   | 0  | 0  | 2,000                                       |
| Oyo          | 30  | 20  | 20  | 0  | 0  | 0   |
| Plateau      | 19  | 4   | 15  | 0  | 0  | 0   |
| Rivers       | 4   | 8   | 6   | 5,200  | 0  | 0   |
| Sokoto       | 20  | 200   | 50  | 0  | 0  | 0   |
| Taraba       | 7   | 0   | 0   | 0  | 0  | 0   |
| Yobe         | 3   | 4   | 3   | 0  | 0  | 0   |
| Zamfara      | 10  | 0   | 10  | 10   | 10   | 10  |
| FCT          | .   | .   | .   | .  | .  | .   |
| <b>TOTAL</b> | <b>899</b>                                | <b>426</b>  | <b>477</b>  | <b>8,575</b>   | <b>1,548</b>   | <b>15,575</b>                               |

**TABLE 5.1.1 IMPORT PRICE INDEX (BASE: JAN 2005 =100) AT 10-DIGIT LEVEL OF HS CODE**

| Descriptions  | Jan_05 | Feb_05 | Mar_05 | Apr_05 | May_05 | Jun_05 |
|---|--------|--------|--------|--------|--------|--------|
| <b>Live animals; animals products</b>                                 |        |        |        |        |        |        |
| Frozen herrings (excl. livers and roes)                               | 100    | 94.3   | 97.7   | 107.9  | 77.4   | 107.9  |
| Frozen mackerel   | 100    | 46.8   | 75.5   | 55.3   | 94.9   | 76.2   |
| Frozen fish, nes  | 100    | 110.3  | 89.7   | 131.0  | 243.3  | 373.4  |
| Flours meals and pellets of fish,fit for human consumption            | 100    | 92.8   | 70.7   | 45.8   | 55.4   | 55.4   |
| Smoked fish (excl. salmon and herrings)                               | 100    | 100.0  | 100.0  | 171.1  | 81.2   | 95.0   |
| Dried fish, not smoked (excl. cod)                                    | 100    | 191.8  | 160.2  | 110.1  | 121.8  | 153.3  |
| Milk/cream of >1% but=<6% fat, not concent.or sweetened               | 100    | 68.0   | 50.5   | 72.8   | 59.4   | 60.9   |
| Milk and cream in solid forms of >1.5% fat, unsweetened               | 100    | 100.0  | 100.1  | 99.9   | 100.2  | 99.5   |
| <b>Live trees &amp; other plant, Blb, Root, Cut flowers etc</b>       |        |        |        |        |        |        |
| Products offish, etc; dead animals of chapter 3                       | 100    | 122.3  | 74.1   | 98.8   | 98.4   | 134.5  |
| Spelt, common wheat and meslin  | 100    | 82.0   | 91.0   | 86.5   | 238.2  | 59.4   |
| Semi-milled or wholly milled rice                                     | 100    | 100.0  | 100.0  | 48.0   | 79.5   | 67.7   |
| Maize (corn) starch   | 100    | 33.3   | 44.4   | 100.0  | 222.8  | 65.7   |
| <b>Animals and vegetable fats and oil and other cleavage products</b> |        |        |        |        |        |        |
| Fats/bovine ani./sheep/goats,raw/rendered,(exl.that of 1503)          | 100    | 100.3  | 99.5   | 100.6  | 100.0  | 100.3  |
| Margarine (excl. liquid)  | 100    | 52.5   | 108.3  | 84.5   | 84.0   | 118.5  |
| Edible preparations of fats and oils, nes                             | 100    | 100.0  | 66.7   | 88.9   | 100.0  | 100.0  |
| <b>Prepared of meat, fish or Crustaceneans, Molluses etc</b>          |        |        |        |        |        |        |
| Cane or beet sugar, in solid form, nes                                | 100    | 83.3   | 101.9  | 114.8  | 110.8  | 80.1   |
| Glucose syrup   | 100    | 41.1   | 16.6   | 6.7    | 100.0  | 100.0  |
| Preparations for infant use, for retail sale, of flour, etc           | 100    | 168.9  | 28.5   | 71.3   | 100.0  | 25.4   |
| Food prep's of goods of hdgs 0401-0404/of flour,meal,etc not          | 100    | 89.0   | 104.6  | 88.1   | 107.3  | 71.5   |
| Tomatoes, preserved otherwise than by vinegar/acetic acid, nes        | 100    | 85.3   | 80.0   | 55.3   | 53.1   | 100.0  |
| <b>Mineral Products</b>   |        |        |        |        |        |        |
| Bituminous mixt.based on nat.asphalt,bitumen..(eg. cut-backs)         | 100    | 100.0  | 100.0  | 100.0  | 100.0  | 100.0  |
| <b>Inorganic chem.; composts of prec met radioact elements etc</b>    |        |        |        |        |        |        |
| Calcium carbonate   | 100    | 100.0  | 66.3   | 88.8   | 85.0   | 80.0   |
| Other cyclic hydrocarbons, nes  | 100    | 100.0  | 170.8  | 100.0  | 100.0  | 53.0   |
| Dichloromethane (methylene chloride)                                  | 100    | 78.0   | 77.1   | 78.9   | 77.1   | 80.6   |
| Dichlorodifluoromethane   | 100    | 140.4  | 84.1   | 108.1  | 31.4   | 7.6    |
| Oth. Halog.deriv.of acyclic hydrocarbons nes contg.>=2 halogen        | 100    | 95.2   | 65.1   | 83.7   | 81.4   | 76.7   |
| Chlorobenzene, o-dichlorobenzene and p-dichlorobenzene                | 100    | 73.4   | 38.8   | 48.8   | 53.7   | 47.1   |
| Methanol (methyl alcohol)   | 100    | 100.0  | 100.0  | 100.0  | 100.0  | 100.0  |
| Dodecan-1-ol, hexadecan-1-ol and octadecan-1-ol                       | 100    | 53.4   | 67.5   | 18.8   | 46.6   | 116.1  |
| Reactive dyes and preparations based thereon                          | 100    | 91.8   | 95.9   | 95.9   | 87.1   | 103.5  |
| Pigments and preparations based thereon                               | 100    | 100.0  | 69.5   | 100.0  | 63.7   | 44.9   |
| Mixt./with bas./odorifer's subs.incl.alc.sol's for food/drnk          | 100    | 129.6  | 76.5   | 102.0  | 73.6   | 84.1   |
| Mixt.with basis of odorifer's subs.inc.alc.sol's for ind. Nes         | 100    | 138.8  | 79.6   | 106.1  | 48.9   | 100.0  |
| Products put up as glues or adhesives for retail sale, =<1kg          | 100    | 52.4   | 46.5   | 49.4   | 47.9   | 75.1   |
| Adhesives based on rubber or plastic (incl. artificial resins)        | 100    | 73.5   | 63.1   | 57.5   | 100.0  | 100.0  |
| Agricultural insecticides   | 100    | 60.9   | 73.0   | 78.0   | 70.6   | 79.4   |
| <b>Plastics and articles thereof</b>                                  |        |        |        |        |        |        |
| Polyvinyl chloride, not mixed with oth. subs., in pry. Forms          | 100    | 93.3   | 122.3  | 84.4   | 73.2   | 106.0  |
| Acrylic polymers prepared,in primary forms, nes                       | 100    | 71.9   | 14.1   | 149.3  | 52.5   | 19.0   |
| Other polyethers, in primary forms, nes                               | 100    | 100.0  | 100.0  | 100.0  | 100.0  | 100.0  |
| Unsaturated polyesters, in primary forms, nes                         | 100    | 97.3   | 97.3   | 97.3   | 97.3   | 97.3   |
| Polyester chips   | 100    | 50.0   | 75.0   | 41.1   | 58.1   | 49.6   |
| Other cellular plates, strips..., of plastics, nes                    | 100    | 227.6  | 187.6  | 106.0  | 192.3  | 221.4  |
| Boxes, cases, crates and similar articles of plastics                 | 100    | 33.3   | 67.9   | 47.0   | 100.0  | 33.5   |
| Sacks and bags (incl. cones) of polymers of ethylene                  | 100    | 94.9   | 94.9   | 94.9   | 94.9   | 97.9   |
| Stoppers, lids, caps and other closures of plastics                   | 100    | 102.9  | 67.6   | 156.6  | 63.7   | 96.0   |
| Tubes..., of vulcanized rubb., not reinforced, without fitts.         | 100    | 110.5  | 94.8   | 94.8   | 141.8  | 47.7   |
| Tubes..., of vul. rubber, reinforced with mat., no fittings           | 100    | 107.2  | 69.1   | 98.6   | 91.6   | 140.7  |
| Inner tubes, of rubber of a kind used on bicycles                     | 100    | 83.8   | 91.5   | 91.6   | 91.3   | 91.9   |
| Of a kind used on motor cycles  | 100    | 95.6   | 65.2   | 87.0   | 82.6   | 100.0  |
| Articles of vulcanized rubber, nes                                    | 100    | 189.1  | 93.6   | 64.6   | 87.4   | 128.7  |

|   |               |               |               |               |               |               |
|---|---------------|---------------|---------------|---------------|---------------|---------------|
| <b>Pulp of wood or of other fibrous cellulosic materials; waste etc</b>                                     |               |               |               |               |               |               |
| Paper... (excl. mech. fibres), weighing $\geq 40\text{g/m}^2$ but $\leq 150\text{g/m}^2$                    | 100           | 62.2          | 99.0          | 53.7          | 84.2          | 73.1          |
| Paper... (excl. mechanical fibres), weighing $> 150\text{g/m}^2$  | 100           | 100.0         | 68.4          | 89.5          | 21.1          | 59.7          |
| Unbleached kraftliner, uncoated, in rolls or sheets   | 100           | 82.2          | 113.4         | 98.5          | 98.0          | 103.3         |
| Kraftliner, uncoated (excl. unbleached), in rolls or sheets   | 100           | 114.7         | 85.3          | 85.3          | 90.2          | 95.1          |
| Paper..., coated with kaolin, etc, weighing $\leq 150\text{g/m}^2$  | 100           | 55.6          | 33.3          | 51.9          | 55.6          | 61.7          |
| Paper..., coated with kaolin, etc, weighing $> 150\text{g/m}^2$   | 100           | 40.1          | 46.7          | 62.3          | 49.7          | 83.6          |
| Other printed matter, nes   | 100           | 99.9          | 100.1         | 99.6          | 100.7         | 98.4          |
| <b>Textiles and Textiles Articles</b>   |               |               |               |               |               |               |
| Textile fabrics impregnated... with plastics, nes   | 100           | 56.0          | 58.5          | 52.4          | 57.2          | 66.0          |
| <b>Footwear, Headgear, Umbrellas, Sunshades, Whips etc</b>  |               |               |               |               |               |               |
| Footwear, nes, not covering the ankle, of rubber or plastics  | 100           | 87.1          | 87.4          | 89.5          | 84.4          | 88.3          |
| Outer soles and heels of rubber or plastics   | 100           | 49.2          | 49.7          | 66.3          | 100.0         | 32.4          |
| <b>Art of stone, plaster, cement, abestos, mica or similar materials</b>                                    |               |               |               |               |               |               |
| Worked granite  | 100           | 90.7          | 102.4         | 106.9         | 62.7          | 164.0         |
| Millstones, etc, of oth. agglomerated abrasives or of ceramics  | 100           | 48.8          | 54.6          | 48.8          | 92.9          | 78.5          |
| Boards..., of plaster or compositions based on plaster, nes   | 100           | 100.0         | 66.7          | 88.9          | 100.0         | 85.2          |
| Glazed ceramic flags and paving, hearth or wall tiles, etc, nes   | 100           | 90.2          | 134.0         | 75.9          | 60.6          | 127.9         |
| Tableware and kitchenware, of porcelain or china  | 100           | 33.3          | 62.7          | 65.4          | 24.7          | 38.0          |
| Ceramic tableware... oth household art. (excl. porcelain/china)   | 100           | 111.9         | 88.2          | 73.5          | 77.4          | 69.6          |
| <b>Iron and steel</b>   |               |               |               |               |               |               |
| F/hotrolled/steel, not coils, width $\geq 600\text{mm}$ , $\geq 4.75\text{mm}$ but $\leq 10\text{mm}$ thick | 100           | 33.3          | 44.1          | 61.5          | 85.5          | 95.9          |
| F/cold-rolled i/steel, coils, width $\geq 600\text{mm}$ , $< 0.5\text{mm}$ thick                            | 100           | 33.3          | 44.4          | 59.3          | 45.7          | 49.8          |
| Doors, window-frames and thresholds for doors of iron or steel  | 100           | 65.9          | 51.3          | 54.7          | 34.6          | 64.5          |
| Equip. for scaffolding, shuttering, propping/pitpropping i/steel  | 100           | 65.9          | 56.5          | 56.5          | 48.1          | 56.5          |
| Structures and parts of structures, nes, of iron or steel   | 100           | 109.7         | 90.3          | 90.3          | 90.3          | 90.3          |
| Reservoirs, tanks... (excl. for gas) of iron/steel, $\geq 300\text{l}$                                      | 100           | 82.7          | 75.0          | 51.2          | 82.7          | 75.0          |
| Aluminium foil, $\leq 0.2\text{mm}$ thick, not backed (excl. rolled)  | 100           | 100.0         | 100.0         | 96.9          | 99.0          | 98.6          |
| Aluminium foil, $\leq 0.2\text{mm}$ thick, backed with paper, plastics...                                   | 100           | 79.0          | 75.5          | 81.6          | 79.9          | 65.0          |
| Hand-operated spanners and wrenches, non-adjustable   | 100           | 29.3          | 38.7          | 34.0          | 36.4          | 35.2          |
| <b>Nuclear reactors boilers mchy &amp; appliance, parts</b>   |               |               |               |               |               |               |
| Spark-ignition reciprocating piston eng. for veh., $> 1000\text{cc}$  | 100           | 100.0         | 100.0         | 100.0         | 100.0         | 100.0         |
| Spark-ignition recipro./rotary internal combustion eng., nes  | 100           | 78.3          | 100.0         | 83.7          | 51.1          | 100.0         |
| For internal combustion engines for motor vehicles  | 100           | 92.7          | 100.0         | 73.9          | 104.1         | 155.5         |
| Mach., apparatus & equipment for type-setting/composing, nes  | 100           | 135.8         | 82.1          | 82.1          | 84.5          | 79.6          |
| Ac motors, single-phase   | 100           | 85.3          | 92.7          | 89.0          | 90.8          | 89.9          |
| Generating sets with compression-ignition engines, $\leq 75\text{kva}$                                      | 100           | 100.0         | 100.0         | 100.0         | 100.0         | 100.0         |
| Gen sets with compression-ignition engines, $> 75\text{kva}$ - $\leq 375\text{kva}$                         | 100           | 139.5         | 98.7          | 112.7         | 117.0         | 129.3         |
| <b>Rail, tramw locom; rolling stock &amp; parts thereof</b>   |               |               |               |               |               |               |
| Ckd engine capacity $\leq 1000\text{cc}$ imported by others   | 100           | 100.0         | 100.0         | 100.0         | 100.0         | 100.0         |
| Vehicles engine capacity $1000\text{-}1500\text{cc}$ of less than 8 years                                   | 100           | 279.6         | 47.6          | 74.8          | 141.5         | 100.5         |
| Vehicles engine capacity $1000\text{-}1500\text{cc}$ of more than 8 years                                   | 100           | 73.3          | 108.7         | 74.0          | 73.3          | 56.7          |
| <b>Descriptions</b>   |               |               |               |               |               |               |
|   | <b>Jul_05</b> | <b>Aug_05</b> | <b>Sep_05</b> | <b>Oct_05</b> | <b>Nov_05</b> | <b>Dec_05</b> |
| <b>Live animals; animals products</b>   |               |               |               |               |               |               |
| Frozen herrings (excl. livers and roes)   | 100.4         | 114.4         | 107.9         | 100.4         | 107.9         | 107.9         |
| Frozen mackerel   | 51.3          | 157.3         | 46.9          | 70.0          | 104.9         | 104.9         |
| Frozen fish, nes  | 113.2         | 186.4         | 47.5          | 325.3         | 316.1         | 116.2         |
| Flours meals and pellets of fish, fit for human consumption   | 56.5          | 57.3          | 70.2          | 75.2          | 54.4          | 55.1          |
| Smoked fish (excl. salmon and herrings)   | 68.1          | 131.3         | 98.1          | 98.8          | 109.4         | 104.6         |
| Dried fish, not smoked (excl. cod)  | 83.9          | 116.5         | 89.8          | 100.0         | 151.1         | 112.5         |
| Milk/cream of $> 1\%$ but $\leq 6\%$ fat, not concent. or sweetened   | 44.3          | 61.2          | 55.5          | 55.4          | 30.1          | 84.8          |
| Milk and cream in solid forms of $> 1.5\%$ fat, unsweetened   | 101.0         | 97.9          | 99.9          | 100.2         | 99.5          | 99.6          |
| <b>Live trees &amp; other plant, Blb, Root, Cut flowers etc</b>   |               |               |               |               |               |               |
| Products offish, etc; dead animals of chapter 3   | 135.6         | 90.3          | 45.0          | 90.3          | 75.2          | 108.5         |
| Spelt, common wheat and meslin  | 41.8          | 87.4          | 99.6          | 164.8         | 53.0          | 77.7          |
| Semi-milled or wholly milled rice   | 93.6          | 75.7          | 65.9          | 100.0         | 105.0         | 100.0         |
| Maize (corn) starch   | 254.6         | 181.0         | 167.1         | 200.9         | 183.0         | 114.3         |

|   |       |       |       |       |       |       |
|---|-------|-------|-------|-------|-------|-------|
| <b>Animals and vegetable fats and oil and other cleavage products</b>   |       |       |       |       |       |       |
| Fats/bovine ani./sheep/goats,raw/rendered,(exl.that of 1503)            | 100.1 | 100.2 | 100.2 | 100.2 | 100.2 | 100.2 |
| Margarine (excl. liquid)  | 202.1 | 100.0 | 165.2 | 100.0 | 118.6 | 66.6  |
| Edible preparations of fats and oils, nes                               | 18.9  | 100.0 | 100.0 | 100.0 | 100.0 | 100.0 |
| <b>Prepared of meat, fish or Crustaceans, Molluscs etc</b>              |       |       |       |       |       |       |
| Cane or beet sugar, in solid form, nes                                  | 153.4 | 99.0  | 37.6  | 110.8 | 96.6  | 81.1  |
| Glucose syrup   | 41.8  | 100.0 | 100.0 | 62.6  | 100.0 | 100.0 |
| Preparations for infant use, for retail sale, of flour, etc             | 100.0 | 117.5 | 100.0 | 100.0 | 100.0 | 100.0 |
| Food prep's of goods of hdgs 0401-0404/of flour,meal,etc not            | 134.8 | 58.0  | 129.2 | 27.4  | 107.3 | 71.5  |
| Tomatoes, preserved otherwise than by vinegar/acetic acid, nes          | 100.0 | 80.0  | 100.0 | 50.6  | 100.0 | 100.0 |
| <b>Mineral Products</b>   |       |       |       |       |       |       |
| Bituminous mixt.based on nat.asphalt,bitumen..(eg. cut-backs)           | 100.0 | 100.0 | 100.0 | 100.0 | 100.0 | 100.0 |
| <b>Inorganic chem...; composites of prec met radioact elements etc</b>  |       |       |       |       |       |       |
| Calcium carbonate   | 84.6  | 83.2  | 82.6  | 83.5  | 83.1  | 83.1  |
| Other cyclic hydrocarbons, nes  | 100.0 | 84.3  | 100.0 | 100.0 | 100.0 | 201.4 |
| Dichloromethane (methylene chloride)                                    | 73.7  | 87.5  | 58.4  | 87.5  | 75.1  | 100.0 |
| Dichlorodifluoromethane   | 49.1  | 100.0 | 116.0 | 46.7  | 55.2  | 72.6  |
| Oth. halog.deriv.of acyclic hydrocarbons nes contg.>=2 halogen          | 80.6  | 79.6  | 100.0 | 86.7  | 88.2  | 100.0 |
| Chlorobenzene, o-dichlorobenzene and p-dichlorobenzene                  | 49.9  | 88.6  | 61.9  | 66.8  | 69.2  | 116.4 |
| Methanol (methyl alcohol)   | 100.0 | 100.0 | 100.0 | 100.0 | 100.0 | 100.0 |
| Dodecan-1-ol, hexadecan-1-ol and octadecan-1-ol                         | 60.5  | 74.4  | 83.7  | 72.9  | 78.2  | 78.2  |
| Reactive dyes and preparations based thereon                            | 70.7  | 87.1  | 87.1  | 81.6  | 85.3  | 83.7  |
| Pigments and preparations based thereon                                 | 100.0 | 62.2  | 67.0  | 100.0 | 89.0  | 100.0 |
| Mixt./with bas./odorifer's subs.incl.alc.sol's for food/drnk            | 86.6  | 81.4  | 84.0  | 84.0  | 83.2  | 1.4   |
| Mixt.with basis of odorifer's subs.inc.alc.sol's for ind. Nes           | 41.9  | 63.6  | 68.5  | 58.0  | 53.9  | 60.1  |
| Products put up as glues or adhesives for retail sale, =<1kg            | 69.4  | 72.3  | 100.0 | 46.3  | 73.1  | 109.2 |
| Adhesives based on rubber or plastic (incl. artificial resins)          | 81.0  | 75.1  | 100.0 | 63.1  | 63.1  | 63.1  |
| Agricultural insecticides   | 76.0  | 75.3  | 76.9  | 76.1  | 76.1  | 50.0  |
| <b>Plastics and articles thereof</b>                                    |       |       |       |       |       |       |
| Polyvinyl chloride, not mixed with oth. subs., in pry. Forms            | 67.0  | 126.1 | 124.9 | 55.9  | 84.4  | 84.4  |
| Acrylic polymers prepared,in primary forms, nes                         | 62.9  | 18.2  | 73.6  | 100.0 | 100.0 | 100.0 |
| Other polyethers, in primary forms, nes                                 | 100.0 | 82.7  | 100.0 | 100.0 | 100.0 | 100.0 |
| Unsaturated polyesters, in primary forms, nes                           | 97.3  | 97.3  | 97.3  | 108.2 | 97.3  | 100.9 |
| Polyester chips   | 49.6  | 52.4  | 51.0  | 97.5  | 100.0 | 82.8  |
| Other cellular plates, strips..., of plastics, nes                      | 114.9 | 65.9  | 80.8  | 82.4  | 59.0  | 52.0  |
| Boxes, cases, crates and similar articles of plastics                   | 30.6  | 54.7  | 39.6  | 41.7  | 45.3  | 42.2  |
| Sacks and bags (incl. cones) of polymers of ethylene                    | 94.9  | 119.6 | 100.0 | 91.7  | 47.4  | 94.9  |
| Stoppers, lids, caps and other closures of plastics                     | 105.5 | 88.4  | 96.6  | 96.8  | 93.9  | 95.8  |
| Tubes..., of vulcanized rubb., not reinforced, without fits.            | 94.8  | 258.7 | 176.7 | 217.7 | 197.2 | 207.5 |
| Tubes..., of vul. rubber, reinforced with mat., no fittings             | 110.3 | 47.0  | 99.3  | 85.6  | 60.4  | 81.8  |
| Inner tubes, of rubber of a kind used on bicycles                       | 91.5  | 91.6  | 91.5  | 91.6  | 91.7  | 91.5  |
| Of a kind used on motor cycles  | 89.9  | 95.6  | 95.2  | 93.6  | 94.8  | 94.5  |
| Articles of vulcanized rubber, nes                                      | 238.4 | 110.0 | 118.1 | 74.6  | 137.3 | 86.5  |
| <b>Pulp of wood or of other fibrous cellulosic materials; waste etc</b> |       |       |       |       |       |       |
| Paper... (excl. mech. fibres), weighing >=40g/m2 but =<150g/m2          | 85.4  | 86.9  | 85.5  | 92.4  | 87.8  | 89.0  |
| Paper... (excl. mechanical fibres), weighing >150g/m2                   | 63.9  | 48.2  | 57.3  | 56.5  | 54.0  | 160.2 |
| Unbleached kraftliner, uncoated, in rolls or sheets                     | 100.0 | 100.4 | 82.2  | 94.2  | 82.2  | 82.2  |
| Kraftliner, uncoated (excl. unbleached), in rolls or sheets             | 85.3  | 90.2  | 90.2  | 90.2  | 88.6  | 90.2  |
| Paper..., coated with kaolin, etc, weighing =<150g/m2                   | 54.4  | 50.2  | 56.0  | 53.4  | 56.0  | 54.6  |
| Paper..., coated with kaolin, etc, weighing >150g/m2                    | 65.2  | 56.4  | 68.4  | 63.3  | 62.7  | 64.8  |
| Other printed matter, nes   | 103.0 | 93.9  | 127.0 | 60.7  | 103.0 | 5.7   |
| <b>Textiles and Textiles Articles</b>                                   |       |       |       |       |       |       |
| Textile fabrics impregnated... with plastics, nes                       | 33.9  | 71.9  | 92.1  | 100.0 | 43.7  | 69.6  |
| <b>Footwear, Headgear, Umbrellas, Sunshades, Whips etc</b>              |       |       |       |       |       |       |
| Footwear, nes, not covering the ankle, of rubber or plastics            | 89.5  | 75.4  | 100.0 | 93.1  | 93.1  | 89.5  |
| Outer soles and heels of rubber or plastics                             | 66.2  | 52.5  | 100.0 | 41.7  | 44.7  | 62.1  |

|  |       |       |       |       |       |       |
|--|-------|-------|-------|-------|-------|-------|
| <b>Art of stone, plaster, cement, abestos, mica or similar materials</b> |       |       |       |       |       |       |
| Worked granite   | 94.1  | 154.3 | 121.2 | 164.0 | 47.3  | 35.3  |
| Millstones, etc, of oth. agglomerated abrasives or of ceramics           | 100.0 | 100.0 | 87.2  | 100.0 | 48.8  | 48.8  |
| Boards..., of plaster or compositions based on plaster, nes              | 100.0 | 95.1  | 93.4  | 96.2  | 94.9  | 94.8  |
| Glazed ceramic flags and paving, hearth or wall tiles,etc,nes            | 78.1  | 41.9  | 64.5  | 44.8  | 33.6  | 100.8 |
| Tableware and kitchenware, of porcelain or china                         | 42.7  | 35.1  | 38.6  | 38.8  | 37.5  | 38.3  |
| Ceramic tableware... oth household art.(excl.porcelain/china)            | 33.0  | 59.1  | 39.4  | 56.4  | 55.6  | 82.4  |
| <b>Iron and steel</b>  |       |       |       |       |       |       |
| F/hotrol.i/steel,not coils,wid>=600mm,>=4.75mm but <=10mm thck           | 81.0  | 87.5  | 113.5 | 94.0  | 98.3  | 93.3  |
| F/cold-rolled i/steel, coils, width >=600mm, < 0.5mm thick               | 51.6  | 49.0  | 50.1  | 50.2  | 33.8  | 105.2 |
| Doors, window-frames and thresholds for doors of iron or steel           | 65.0  | 78.7  | 49.9  | 86.2  | 100.0 | 103.3 |
| Equip.for scaffolding,shuttering,propping/pitpropping i/steel            | 31.4  | 56.5  | 20.0  | 56.5  | 17.8  | 106.6 |
| Structures and parts of structures, nes, of iron or steel                | 90.3  | 90.3  | 90.3  | 90.3  | 90.3  | 100.9 |
| Reservoirs,tanks...(excl.for gas)of iron/steel,>=300 l                   | 140.3 | 33.9  | 84.0  | 75.0  | 64.3  | 105.0 |
| Aluminium foil, =<0.2mm thick, not backed (excl. rolled)                 | 98.2  | 98.6  | 68.2  | 94.9  | 87.2  | 97.2  |
| Aluminium foil, =<0.2mm thick, backed with paper, plastics...            | 100.0 | 74.7  | 35.9  | 59.0  | 43.0  | 104.2 |
| Hand-operated spanners and wrenches, non-adjustable                      | 35.8  | 100.0 | 67.9  | 83.9  | 75.9  | 183.1 |
| <b>Nuclear reactors boilers mchy &amp; appliance, parts</b>              |       |       |       |       |       |       |
| Spark-ignition reciprocating piston eng. for veh., >1000cc               | 100.0 | 119.8 | 109.9 | 100.0 | 100.0 | 35.4  |
| Spark-ignition recipro./rotary internal combustion eng., nes             | 100.0 | 100.0 | 100.0 | 66.7  | 100.0 | 100.0 |
| For internal combustion engines for motor vehicles                       | 96.0  | 60.9  | 46.6  | 35.7  | 126.4 | 97.2  |
| Mach., apparatus & equipment for type-setting/composing, nes             | 82.3  | 91.6  | 64.8  | 90.5  | 135.8 | 135.8 |
| Ac motors, single-phase  | 90.4  | 90.1  | 90.3  | 48.4  | 69.3  | 100.0 |
| Generating sets with compression-ignition engines, =<75 kva              | 100.0 | 100.0 | 100.0 | 100.0 | 100.0 | 100.0 |
| Gen sets with compression-ignition engines, >75 kva-<=375 kva            | 59.4  | 65.8  | 59.0  | 116.6 | 80.5  | 85.3  |
| <b>Rail, tramw locom; rolling stock &amp; parts thereof</b>              |       |       |       |       |       |       |
| Ckd engine capacity =<1000cc imported by others                          | 100.0 | 100.0 | 100.0 | 100.0 | 100.0 | 100.0 |
| Vehicles engine capacity 1000-1500cc of less than 8 years                | 136.2 | 223.9 | 64.5  | 13.1  | 72.0  | 101.9 |
| Vehicles engine capacity 1000-1500cc of more than 8 years                | 60.2  | 62.9  | 50.0  | 97.5  | 70.1  | 72.5  |
| <b>Live animals; animals products</b>                                    |       |       |       |       |       |       |
| Frozen herrings (excl. livers and roes)                                  | 121.2 | 77.6  | 100.4 | 104.0 | 100.4 | 141.4 |
| Frozen mackerel  | 116.3 | 100.7 | 88.0  | 99.8  | 101.3 | 85.8  |
| Frozen fish, nes   | 149.6 | 117.0 | 190.6 | 123.0 | 105.2 | 132.6 |
| Flours meals and pellets of fish,fit for human consumption               | 60.7  | 99.5  | 87.7  | 62.9  | 62.1  | 62.1  |
| Smoked fish (excl. salmon and herrings)                                  | 129.0 | 99.1  | 147.3 | 104.6 | 99.6  | 78.2  |
| Dried fish, not smoked (excl. cod)                                       | 101.7 | 158.7 | 151.1 | 71.1  | 151.1 | 131.7 |
| Milk/cream of >1% but=<6% fat, not concent.or sweetened                  | 66.0  | 114.1 | 111.2 | 132.4 | 48.8  | 86.0  |
| Milk and cream in solid forms of >1.5% fat, unsweetened                  | 122.7 | 150.6 | 114.4 | 95.5  | 118.3 | 125.6 |
| <b>Live trees &amp;other plant,Blb, Root, Cut flowers etc</b>            |       |       |       |       |       |       |
| Products offish, etc; dead animals of chapter 3                          | 85.3  | 111.0 | 84.4  | 68.8  | 59.1  | 97.2  |
| Spelt, common wheat and meslin   | 106.5 | 108.9 | 125.5 | 126.3 | 98.8  | 115.5 |
| Semi-milled or wholly milled rice  | 70.9  | 109.3 | 99.9  | 83.1  | 95.2  | 108.3 |
| Maize (corn) starch  | 65.7  | 124.0 | 105.6 | 97.6  | 103.0 | 95.9  |
| <b>Animals and vegetable fats and oil and other cleavage products</b>    |       |       |       |       |       |       |
| Fats/bovine ani./sheep/goats,raw/rendered,(exl.that of 1503)             | 106.8 | 103.7 | 113.3 | 118.3 | 110.0 | 126.5 |
| Margarine (excl. liquid)   | 116.7 | 110.7 | 98.9  | 104.7 | 99.0  | 96.6  |
| Edible preparations of fats and oils, nes                                | 100.0 | 88.9  | 102.3 | 100.0 | 102.3 | 103.1 |
| <b>Prepared of meat, fish or Crustacenaus, Molluses etc</b>              |       |       |       |       |       |       |
| Cane or beet sugar, in solid form, nes                                   | 110.8 | 122.3 | 110.9 | 118.1 | 98.9  | 102.0 |
| Glucose syrup  | 116.6 | 100.0 | 100.0 | 100.9 | 104.0 | 97.5  |
| Preparations for infant use, for retail sale, of flour, etc              | 101.5 | 107.7 | 92.6  | 175.8 | 116.9 | 124.2 |
| Food prep's of goods of hdgs 0401-0404/of flour,meal,etc not             | 91.5  | 104.3 | 107.3 | 103.4 | 103.4 | 102.5 |
| Tomatoes, preserved otherwise than by vinegar/acetic acid, nes           | 116.8 | 101.2 | 100.0 | 115.8 | 99.5  | 104.8 |
| <b>Mineral Products</b>  |       |       |       |       |       |       |
| Bituminous mixt.based on nat.asphalt,bitumen..(eg. cut-backs)            | 103.3 | 109.7 | 123.5 | 81.7  | 102.1 | 104.7 |

|  |       |       |       |       |       |       |
|--|-------|-------|-------|-------|-------|-------|
| <b>Inorganic chem.; composites of prec met radioact elements etc</b>     |       |       |       |       |       |       |
| Calcium carbonate  | 97.5  | 93.4  | 97.0  | 103.4 | 126.2 | 105.4 |
| Other cyclic hydrocarbons, nes   | 110.8 | 111.4 | 110.8 | 115.9 | 116.3 | 123.6 |
| Dichloromethane (methylene chloride)                                     | 92.5  | 112.5 | 101.8 | 111.5 | 157.6 | 142.8 |
| Dichlorodifluoromethane  | 116.7 | 121.6 | 124.7 | 114.8 | 72.6  | 105.4 |
| Oth. halog.deriv.of acyclic hydrocarbons nes contg.>=2 halogen           | 107.8 | 125.4 | 122.1 | 118.7 | 120.3 | 102.0 |
| Chlorobenzene, o-dichlorobenzene and p-dichlorobenzene                   | 121.4 | 129.0 | 75.8  | 78.9  | 98.4  | 98.1  |
| Methanol (methyl alcohol)  | 107.4 | 126.6 | 137.5 | 109.7 | 102.0 | 109.0 |
| Dodecan-1-ol, hexadecan-1-ol and octadecan-1-ol                          | 107.6 | 70.5  | 84.6  | 89.4  | 122.8 | 101.1 |
| Reactive dyes and preparations based thereon                             | 102.7 | 104.7 | 78.0  | 113.9 | 106.5 | 86.7  |
| Pigments and preparations based thereon                                  | 94.5  | 105.7 | 89.7  | 100.9 | 91.8  | 95.5  |
| Mixt./with bas./odorifer's subs.incl.alc.sol's for food/drnk             | 105.7 | 101.0 | 98.4  | 95.8  | 104.4 | 104.4 |
| Mixt.with basis of odorifer's subs.inc.alc.sol's for ind. Nes            | 115.1 | 108.8 | 120.6 | 103.4 | 105.0 | 106.0 |
| Products put up as glues or adhesives for retail sale, =<1kg             | 85.5  | 104.3 | 112.5 | 80.3  | 101.3 | 104.5 |
| Adhesives based on rubber or plastic (incl. artificial resins)           | 129.5 | 97.1  | 82.8  | 101.2 | 99.8  | 98.9  |
| Agricultural insecticides  | 117.6 | 103.5 | 120.4 | 102.6 | 118.6 | 108.1 |
| <b>Plastics and articles thereof</b>                                     |       |       |       |       |       |       |
| Polyvinyl chloride, not mixed with oth. subs., in pry. Forms             | 87.7  | 119.7 | 118.9 | 118.1 | 116.9 | 106.2 |
| Acrylic polymers prepared,in primary forms, nes                          | 113.2 | 125.6 | 102.0 | 118.0 | 100.2 | 101.9 |
| Other polyethers, in primary forms, nes                                  | 101.2 | 110.3 | 113.2 | 106.0 | 108.1 | 95.7  |
| Unsaturated polyesters, in primary forms, nes                            | 101.4 | 88.9  | 108.8 | 100.8 | 107.7 | 110.0 |
| Polyester chips  | 103.7 | 102.9 | 102.1 | 104.9 | 102.1 | 109.0 |
| Other cellular plates, strips..., of plastics, nes                       | 115.3 | 108.9 | 103.9 | 98.0  | 136.4 | 119.9 |
| Boxes, cases, crates and similar articles of plastics                    | 101.5 | 116.1 | 107.2 | 108.8 | 111.4 | 117.2 |
| Sacks and bags (incl. cones) of polymers of ethylene                     | 108.5 | 100.9 | 98.6  | 105.9 | 54.8  | 54.0  |
| Stoppers, lids, caps and other closures of plastics                      | 112.6 | 109.8 | 116.0 | 117.4 | 123.9 | 136.5 |
| Tubes..., of vulcanized rubb., not reinforced, without fits.             | 192.9 | 135.5 | 124.4 | 130.6 | 112.6 | 130.6 |
| Tubes..., of vul. rubber, reinforced with mat., no fittings              | 96.7  | 102.2 | 110.2 | 104.1 | 109.9 | 105.6 |
| Inner tubes, of rubber of a kind used on bicycles                        | 116.2 | 107.2 | 107.3 | 105.6 | 87.5  | 91.5  |
| Of a kind used on motor cycles   | 102.0 | 109.3 | 114.3 | 107.7 | 94.8  | 94.8  |
| Articles of vulcanized rubber, nes                                       | 106.4 | 102.1 | 106.9 | 115.4 | 105.5 | 100.3 |
| <b>Pulp of wood or of other fibrous cellulosic materials; waste etc</b>  |       |       |       |       |       |       |
| Paper... (excl. mech. fibres), weighing >=40g/m2 but =<150g/m2           | 98.1  | 104.8 | 91.7  | 82.7  | 86.9  | 106.4 |
| Paper... (excl. mechanical fibres), weighing >150g/m2                    | 108.4 | 117.4 | 108.8 | 110.8 | 107.8 | 110.2 |
| Unbleached kraftliner, uncoated, in rolls or sheets                      | 97.6  | 102.7 | 106.4 | 110.5 | 116.2 | 110.5 |
| Kraftliner, uncoated (excl. unbleached), in rolls or sheets              | 101.9 | 101.1 | 106.7 | 111.6 | 109.8 | 113.8 |
| Paper..., coated with kaolin, etc, weighing =<150g/m2                    | 99.0  | 101.6 | 56.0  | 105.3 | 101.6 | 100.2 |
| Paper..., coated with kaolin, etc, weighing >150g/m2                     | 83.3  | 113.3 | 93.8  | 107.9 | 101.4 | 99.5  |
| Other printed matter, nes  | 128.1 | 118.1 | 115.1 | 116.0 | 106.3 | 111.4 |
| <b>Textiles and Textiles Articles</b>                                    |       |       |       |       |       |       |
| Textile fabrics impregnated... with plastics, nes                        | 106.0 | 107.7 | 99.0  | 98.4  | 98.6  | 104.0 |
| <b>Footwear, Headgear, Umbrellas, Sunshades, Whips etc</b>               |       |       |       |       |       |       |
| Footwear, nes, not covering the ankle, of rubber or plastics             | 93.1  | 95.2  | 93.1  | 98.8  | 103.5 | 93.6  |
| Outer soles and heels of rubber or plastics                              | 109.1 | 107.3 | 116.9 | 110.0 | 112.6 | 111.7 |
| <b>Art of stone, plaster, cement, abestos, mica or similar materials</b> |       |       |       |       |       |       |
| Worked granite   | 107.6 | 120.3 | 100.3 | 116.2 | 113.1 | 117.5 |
| Millstones, etc, of oth. agglomerated abrasives or of ceramics           | 103.3 | 112.4 | 104.0 | 109.7 | 105.3 | 95.4  |
| Boards..., of plaster or compositions based on plaster, nes              | 102.1 | 95.7  | 108.8 | 125.3 | 93.4  | 93.4  |
| Glazed ceramic flags and paving, hearth or wall tiles,etc,nes            | 109.5 | 103.1 | 97.1  | 102.8 | 127.5 | 102.9 |
| Tableware and kitchenware, of porcelain or china                         | 111.0 | 108.1 | 102.5 | 105.2 | 101.4 | 104.8 |
| Ceramic tableware... oth household art.(excl.porcelain/china)            | 103.1 | 99.2  | 109.9 | 106.6 | 107.4 | 103.5 |
| <b>Iron and steel</b>  |       |       |       |       |       |       |
| F/hotrol.i/steel,not coils,wid>=600mm,>=4.75mm but <=10mm thck           | 99.5  | 104.7 | 104.9 | 107.1 | 107.6 | 109.0 |
| F/cold-rolled i/steel, coils, width >=600mm, < 0.5mm thick               | 106.9 | 106.9 | 103.1 | 103.1 | 106.2 | 104.6 |
| Doors, window-frames and thresholds for doors of iron or steel           | 102.8 | 99.3  | 101.9 | 105.2 | 103.3 | 104.9 |
| Equip.for scaffolding,shuttering,propping/pitpropping i/steel            | 108.8 | 106.1 | 103.5 | 109.7 | 106.4 | 103.8 |
| Structures and parts of structures, nes, of iron or steel                | 103.1 | 100.5 | 101.5 | 100.8 | 98.0  | 100.3 |
| Reservoirs,tanks...(excl.for gas)of iron/steel,>=300 l                   | 108.1 | 100.4 | 101.3 | 100.6 | 106.1 | 103.8 |
| Aluminium foil, =<0.2mm thick, not backed (excl. rolled)                 | 101.7 | 101.1 | 101.7 | 105.1 | 98.2  | 101.1 |

|   |       |       |       |       |       |       |
|---|-------|-------|-------|-------|-------|-------|
| Aluminium foil, =<0.2mm thick, backed with paper, plastics...         | 109.5 | 108.2 | 105.0 | 112.8 | 109.5 | 103.8 |
| Hand-operated spanners and wrenches, non-adjustable                   | 103.7 | 108.7 | 107.2 | 103.7 | 105.0 | 103.8 |
| <b>Nuclear reactors boilers mchy &amp; appliance, parts</b>           |       |       |       |       |       |       |
| Spark-ignition reciprocating piston eng. for veh., >1000cc            | 110.7 | 111.9 | 100.8 | 106.4 | 105.6 | 102.1 |
| Spark-ignition recipro./rotary internal combustion eng., nes          | 103.3 | 106.0 | 107.1 | 99.2  | 101.4 | 102.8 |
| For internal combustion engines for motor vehicles                    | 100.3 | 96.3  | 106.9 | 103.3 | 100.6 | 99.4  |
| Mach., apparatus & equipment for type-setting/composing, nes          | 97.6  | 92.6  | 95.2  | 103.1 | 98.9  | 104.4 |
| Ac motors, single-phase   | 114.9 | 104.6 | 105.9 | 99.4  | 108.3 | 109.7 |
| Generating sets with compression-ignition engines, =<75 kva           | 98.1  | 102.6 | 107.3 | 106.0 | 98.1  | 98.5  |
| Gen sets with compression-ignition engines, >75 kva-<=375 kva         | 109.8 | 104.1 | 108.7 | 102.6 | 106.3 | 103.3 |
| <b>Rail, tramw locom; rolling stock &amp; parts thereof</b>           |       |       |       |       |       |       |
| Ckd engine capacity =<1000cc imported by others                       | 99.3  | 109.1 | 104.3 | 102.5 | 102.5 | 100.0 |
| Vehicles engine capacity 1000-1500cc of less than 8 years             | 109.8 | 105.7 | 108.8 | 108.0 | 111.8 | 101.9 |
| Vehicles engine capacity 1000-1500cc of more than 8 years             | 107.2 | 106.4 | 108.0 | 106.4 | 106.6 | 84.7  |
| <b>Live animals; animals products</b>                                 |       |       |       |       |       |       |
| Frozen herrings (excl. livers and roes)                               | 122.0 | 100.2 | 95.3  | 115.2 | 108.9 | 127.0 |
| Frozen mackerel   | 102.2 | 117.2 | 103.3 | 46.9  | 124.5 | 99.4  |
| Frozen fish, nes  | 112.3 | 119.2 | 110.6 | 135.7 | 99.8  | 109.1 |
| Flours meals and pellets of fish,fit for human consumption            | 87.7  | 83.9  | 70.2  | 101.1 | 54.4  | 106.8 |
| Smoked fish (excl. salmon and herrings)                               | 98.2  | 68.1  | 68.1  | 98.2  | 68.1  | 101.6 |
| Dried fish, not smoked (excl. cod)                                    | 100.0 | 120.3 | 100.0 | 124.4 | 120.8 | 100.0 |
| Milk/cream of >1% but=<6% fat, not concent.or sweetened               | 135.2 | 126.4 | 178.7 | 123.2 | 177.2 | 154.3 |
| Milk and cream in solid forms of >1.5% fat, unsweetened               | 126.3 | 99.8  | 124.1 | 90.2  | 127.4 | 80.9  |
| <b>Live trees &amp;other plant,Bib, Root, Cut flowers etc</b>         |       |       |       |       |       |       |
| Products offish, etc; dead animals of chapter 3                       | 99.8  | 97.7  | 64.3  | 106.9 | 111.0 | 99.9  |
| Spelt, common wheat and meslin  | 101.9 | 105.8 | 120.7 | 109.1 | 167.6 | 118.2 |
| Semi-milled or wholly milled rice                                     | 118.4 | 118.9 | 136.2 | 142.6 | 124.1 | 128.2 |
| Maize (corn) starch   | 100.0 | 114.3 | 117.4 | 121.8 | 114.3 | 119.7 |
| <b>Animals and vegetable fats and oil and other cleavage products</b> |       |       |       |       |       |       |
| Fats/bovine ani./sheep/goats,raw/rendered,(exl.that of 1503)          | 118.7 | 115.1 | 118.3 | 116.2 | 116.5 | 106.6 |
| Margarine (excl. liquid)  | 105.2 | 117.0 | 117.2 | 116.9 | 101.7 | 100.9 |
| Edible preparations of fats and oils, nes                             | 110.0 | 105.7 | 123.7 | 109.8 | 108.4 | 103.4 |
| <b>Prepared of meat, fish or Crustacenanans, Molluses etc</b>         |       |       |       |       |       |       |
| Cane or beet sugar, in solid form, nes                                | 104.7 | 104.3 | 103.0 | 99.5  | 113.5 | 100.0 |
| Glucose syrup   | 100.0 | 116.6 | 104.2 | 109.3 | 103.8 | 104.2 |
| Preparations for infant use, for retail sale, of flour, etc           | 122.9 | 100.0 | 100.3 | 107.6 | 109.7 | 104.6 |
| Food prep's of goods of hdgs 0401-0404/of flour,meal,etc not          | 98.2  | 107.3 | 118.4 | 104.2 | 107.3 | 105.8 |
| Tomatoes, preserved otherwise than by vinegar/acetic acid, nes        | 96.8  | 106.5 | 100.0 | 103.6 | 100.0 | 116.3 |
| <b>Mineral Products</b>   |       |       |       |       |       |       |
| Bituminous mixt.based on nat.asphalt,bitumen..(eg. cut-backs)         | 116.1 | 111.3 | 116.5 | 112.3 | 109.2 | 108.9 |
| <b>Inorganic chem.; composts of prec met radioact elements etc</b>    |       |       |       |       |       |       |
| Calcium carbonate   | 100.1 | 109.5 | 106.7 | 132.1 | 117.6 | 97.3  |
| Other cyclic hydrocarbons, nes  | 130.7 | 108.4 | 163.8 | 139.0 | 124.4 | 100.1 |
| Dichloromethane (methylene chloride)                                  | 9.9   | 116.2 | 104.0 | 118.5 | 118.1 | 112.6 |
| Dichlorodifluoromethane   | 110.8 | 128.9 | 105.4 | 105.4 | 119.2 | 108.1 |
| Oth. halog.deriv.of acyclic hydrocarbons nes contg.>=2 halogen        | 135.7 | 131.5 | 102.0 | 98.0  | 101.5 | 102.4 |
| Chlorobenzene, o-dichlorobenzene and p-dichlorobenzene                | 96.9  | 98.6  | 75.8  | 102.3 | 87.4  | 109.6 |
| Methanol (methyl alcohol)   | 104.7 | 137.7 | 125.7 | 122.6 | 122.3 | 125.3 |
| Dodecan-1-ol, hexadecan-1-ol and octadecan-1-ol                       | 122.5 | 127.2 | 224.3 | 201.3 | 166.5 | 158.8 |
| Reactive dyes and preparations based thereon                          | 87.9  | 82.1  | 81.7  | 93.6  | 96.8  | 80.4  |
| Pigments and preparations based thereon                               | 99.1  | 100.5 | 96.3  | 87.2  | 121.7 | 129.7 |
| Mixt./with bas./odorifer's subs.incl.alc.sol's for food/drnk          | 104.4 | 98.4  | 98.7  | 96.9  | 101.7 | 104.3 |
| Mixt.with basis of odorifer's subs.inc.alc.sol's for ind. Nes         | 103.7 | 120.1 | 103.5 | 104.7 | 116.7 | 112.2 |
| Products put up as glues or adhesives for retail sale, =<1kg          | 87.5  | 81.9  | 76.2  | 74.8  | 100.0 | 125.6 |
| Adhesives based on rubber or plastic (incl. artificial resins)        | 112.6 | 121.5 | 117.1 | 103.7 | 106.4 | 86.7  |
| Agricultural insecticides   | 107.4 | 99.6  | 91.4  | 88.7  | 112.2 | 114.3 |

|   |       |       |       |       |       |       |
|---|-------|-------|-------|-------|-------|-------|
| <b>Plastics and articles thereof</b>                                      |       |       |       |       |       |       |
| Polyvinyl chloride, not mixed with oth. subs., in pry. Forms              | 105.8 | 99.7  | 108.0 | 108.7 | 112.8 | 91.7  |
| Acrylic polymers prepared,in primary forms, nes                           | 106.4 | 103.7 | 106.1 | 115.6 | 106.5 | 110.1 |
| Other polyethers, in primary forms, nes                                   | 99.4  | 113.0 | 102.1 | 99.6  | 100.7 | 99.1  |
| Unsaturated polyesters, in primary forms, nes                             | 111.9 | 104.0 | 108.1 | 106.9 | 98.9  | 104.6 |
| Polyester chips   | 103.5 | 100.5 | 104.3 | 104.0 | 107.4 | 104.7 |
| Other cellular plates, strips..., of plastics, nes                        | 109.0 | 112.8 | 99.7  | 128.7 | 137.6 | 124.2 |
| Boxes, cases, crates and similar articles of plastics                     | 110.1 | 105.9 | 117.8 | 99.0  | 100.1 | 108.3 |
| Sacks and bags (incl. cones) of polymers of ethylene                      | 101.6 | 103.3 | 108.0 | 92.6  | 92.9  | 94.4  |
| Stoppers, lids, caps and other closures of plastics                       | 122.3 | 132.4 | 117.4 | 119.9 | 117.2 | 117.6 |
| Tubes..., of vulcanized rubb., not reinforced, without fits.              | 102.7 | 197.2 | 126.4 | 102.7 | 197.2 | 197.2 |
| Tubes..., of vul. rubber, reinforced with mat., no fittings               | 98.0  | 98.0  | 98.0  | 60.4  | 60.4  | 60.4  |
| Inner tubes, of rubber of a kind used on bicycles                         | 92.8  | 99.5  | 105.2 | 124.2 | 95.0  | 101.8 |
| Of a kind used on motor cycles  | 99.3  | 99.4  | 101.1 | 105.5 | 99.3  | 99.3  |
| Articles of vulcanized rubber, nes  | 98.1  | 86.2  | 99.6  | 114.5 | 113.5 | 107.1 |
| <b>Pulp of wood or of other fibrous cellulosic materials; waste etc</b>   |       |       |       |       |       |       |
| Paper... (excl. mech. fibres), weighing >=40g/m2 but <=150g/m2            | 104.6 | 103.7 | 101.1 | 103.7 | 105.9 | 95.6  |
| Paper... (excl. mechanical fibres), weighing >150g/m2                     | 108.4 | 106.6 | 105.2 | 109.0 | 111.0 | 105.2 |
| Unbleached kraftliner, uncoated, in rolls or sheets                       | 108.2 | 114.5 | 110.6 | 101.3 | 100.9 | 101.4 |
| Kraftliner, uncoated (excl. unbleached), in rolls or sheets               | 112.3 | 109.1 | 95.8  | 106.6 | 113.5 | 114.4 |
| Paper..., coated with kaolin, etc, weighing <=150g/m2                     | 101.6 | 101.7 | 109.2 | 101.7 | 101.6 | 101.7 |
| Paper..., coated with kaolin, etc, weighing >150g/m2                      | 101.5 | 99.5  | 103.6 | 101.4 | 107.1 | 99.5  |
| Other printed matter, nes   | 108.8 | 106.0 | 109.1 | 103.4 | 103.6 | 109.1 |
| <b>Textiles and Textiles Articles</b>                                     |       |       |       |       |       |       |
| Textile fabrics impregnated... with plastics, nes                         | 108.4 | 109.4 | 102.6 | 108.7 | 109.3 | 110.6 |
| <b>Footwear, Headgear, Umbrellas, Sunshades, Whips etc</b>                |       |       |       |       |       |       |
| Footwear, nes, not covering the ankle, of rubber or plastics              | 93.1  | 98.3  | 98.6  | 98.8  | 103.5 | 97.8  |
| Outer soles and heels of rubber or plastics                               | 112.4 | 105.7 | 102.4 | 101.2 | 106.1 | 106.2 |
| <b>Art of stone, plaster, cement, asbestos, mica or similar materials</b> |       |       |       |       |       |       |
| Worked granite  | 110.8 | 107.9 | 100.3 | 113.9 | 105.9 | 106.5 |
| Millstones, etc, of oth. agglomerated abrasives or of ceramics            | 107.0 | 99.2  | 112.7 | 121.9 | 96.1  | 97.4  |
| Boards..., of plaster or compositions based on plaster, nes               | 108.1 | 105.8 | 106.0 | 98.8  | 98.4  | 105.2 |
| Glazed ceramic flags and paving, hearth or wall tiles,etc,nes             | 108.0 | 105.4 | 109.7 | 117.5 | 116.2 | 119.0 |
| Tableware and kitchenware, of porcelain or china                          | 91.5  | 88.0  | 96.7  | 98.8  | 124.7 | 113.6 |
| Ceramic tableware... oth household art.(excl.porcelain/china)             | 103.1 | 124.8 | 95.6  | 105.8 | 100.1 | 117.7 |
| <b>Iron and steel</b>   |       |       |       |       |       |       |
| F/hotrol.i/steel,not coils,wid>=600mm,>=4.75mm but <=10mm thck            | 109.3 | 102.1 | 102.1 | 109.0 | 106.2 | 103.0 |
| F/cold-rolled i/steel, coils, width >=600mm, < 0.5mm thick                | 109.3 | 103.1 | 108.7 | 98.6  | 103.1 | 105.8 |
| Doors, window-frames and thresholds for doors of iron or steel            | 100.4 | 77.2  | 99.2  | 107.2 | 105.5 | 104.6 |
| Equip.for scaffolding,shuttering,propping/pitpropping i/steel             | 107.6 | 104.3 | 102.6 | 104.3 | 104.4 | 105.8 |
| Structures and parts of structures, nes, of iron or steel                 | 101.2 | 98.1  | 99.6  | 100.4 | 101.0 | 97.0  |
| Reservoirs,tanks...(excl.for gas)of iron/steel,>=300 l                    | 106.7 | 105.6 | 101.0 | 106.5 | 104.3 | 103.7 |
| Aluminium foil, <=0.2mm thick, not backed (excl. rolled)                  | 107.2 | 102.6 | 108.4 | 98.2  | 100.0 | 98.2  |
| Aluminium foil, <=0.2mm thick, backed with paper, plastics...             | 106.0 | 107.1 | 107.8 | 105.0 | 107.8 | 109.0 |
| Hand-operated spanners and wrenches, non-adjustable                       | 107.1 | 111.5 | 110.8 | 105.7 | 103.8 | 104.4 |
| <b>Nuclear reactors boilers mchy &amp; appliance, parts</b>               |       |       |       |       |       |       |
| Spark-ignition reciprocating piston eng. for veh., >1000cc                | 106.3 | 195.4 | 119.3 | 107.5 | 105.3 | 100.4 |
| Spark-ignition recipro./rotary internal combustion eng., nes              | 103.2 | 99.7  | 102.5 | 102.8 | 100.0 | 100.1 |
| For internal combustion engines for motor vehicles                        | 109.6 | 104.6 | 101.5 | 106.0 | 102.4 | 104.2 |
| Mach., apparatus & equipment for type-setting/composing, nes              | 102.1 | 100.4 | 100.9 | 106.0 | 108.0 | 104.6 |
| Ac motors, single-phase   | 104.6 | 104.6 | 114.9 | 113.1 | 108.7 | 109.2 |
| Generating sets with compression-ignition engines, <=75 kva               | 102.6 | 102.6 | 99.8  | 94.9  | 95.5  | 107.3 |
| Gen sets with compression-ignition engines, >75 kva-<=375 kva             | 104.1 | 104.1 | 105.5 | 108.9 | 105.4 | 106.3 |
| <b>Rail, tramw locom; rolling stock &amp; parts thereof</b>               |       |       |       |       |       |       |
| Ckd engine capacity <=1000cc imported by others                           | 109.1 | 109.1 | 102.9 | 108.7 | 104.3 | 102.5 |
| Vehicles engine capacity 1000-1500cc of less than 8 years                 | 98.9  | 96.4  | 110.1 | 105.2 | 108.8 | 108.0 |
| Vehicles engine capacity 1000-1500cc of more than 8 years                 | 105.7 | 106.4 | 106.6 | 103.7 | 105.5 | 104.2 |



| Table 5.1.2  | Jan_05 | Feb_05 | Mar_05 | Apr_05 | May_05 | Jun_05 |
|--|--------|--------|--------|--------|--------|--------|
| <b>Live animals; animals products</b>                                |        |        |        |        |        |        |
| Frozen shrimps and prawns  | 100    | 114.1  | 100.2  | 115.1  | 97.6   | 97.8   |
| <b>Live trees &amp; other plant, Blb, Root, Cut flowers etc</b>      |        |        |        |        |        |        |
| Ginger   | 100    | 105.2  | 128.1  | 101.1  | 111.5  | 97.4   |
| NIGERIAN STANDARD RUBBER CRUMB<br>T.S.R.-20                          | 100    | 92.0   | 89.2   | 99.8   | 92.7   | 91.7   |
| Sesamum seeds  | 100    | 100.3  | 97.8   | 100.3  | 98.1   | 98.0   |
| Natural gum Arabic   | 100    | 45.1   | 95.3   | 53.6   | 68.7   | 60.4   |
| <b>Prepared foodstuff; beverages, spirits and vinegar; tobacco</b>   |        |        |        |        |        |        |
| Cocoa beans, whole or broken, raw or roasted                         | 100    | 106.1  | 119.0  | 105.5  | 121.7  | 95.4   |
| Cocoa paste, not defatted  | 100    | 85.5   | 92.9   | 73.1   | 75.7   | 69.8   |
| Cocoa butter, fat and oil  | 100    | 90.9   | 93.5   | 103.8  | 88.9   | 100.2  |
| Prepared foodstuffs; beverages, spirits and<br>vinegar; tobacco      | 100    | 148.5  | 123.0  | 101.7  | 118.3  | 101.7  |
| Chocolate, etc, contain. cocoa, in blocks, slabs<br>or bars >2kg     | 100    | 41.4   | 130.7  | 109.4  | 86.5   | 101.9  |
| Beer made from malt  | 100    | 124.5  | 168.5  | 171.4  | 159.7  | 146.6  |
| Prepared foodstuffs; beverages, spirits and<br>vinegar; tobacco      | 100    | 102.2  | 106.0  | 100.7  | 106.1  | 100.4  |
| <b>Mineral products</b>  |        |        |        |        |        |        |
| Cement clinkers  | 100    | 104.2  | 92.0   | 102.3  | 91.7   | 98.2   |
| PETROLEUM OILS & OILS OBTAINED FROM<br>BITUMINOUS MINERALS, CRUDE    | 100    | 100    | 100    | 100    | 100    | 100    |
| <b>Inorganic chem.; composts of prec met radioact elements etc</b>   |        |        |        |        |        |        |
| Products of the chemical and allied industries                       | 100    | 107.4  | 123.4  | 105.5  | 110.7  | 108.3  |
| <b>Plastics and articles thereof</b>                                 |        |        |        |        |        |        |
| Plastic, rubber and articles thereof                                 | 100    | 110.1  | 110.2  | 111.2  | 90.3   | 113.6  |
| Boxes, cases, crates and similar articles of<br>plastics             | 100    | 65.2   | 270.9  | 54.5   | 63.5   | 66.9   |
| Plastic, rubber and articles thereof                                 | 100    | 74.4   | 98.1   | 100.0  | 89.7   | 97.8   |
| Plastic, rubber and articles thereof                                 | 100    | 98.1   | 104.8  | 96.8   | 99.9   | 92.5   |
| Tableware and kitchenware of plastics                                | 100    | 95.1   | 107.2  | 84.3   | 96.0   | 90.0   |
| Tech. specified nat. rubber, in pry. forms/in<br>plates, etc         | 100    | 98.1   | 93.6   | 98.9   | 90.5   | 90.8   |
| New pneumatic tyres, of rubber of a kind used<br>on motor cars       | 100    | 116.9  | 111.7  | 108.3  | 144.3  | 103.7  |
| <b>Raw hides and skins, leather, furskins etc.;<br/>saddlery</b>     |        |        |        |        |        |        |
| Raw hides and skins, leather, furskins etc.;<br>saddlery             | 100    | 135.0  | 107.8  | 126.9  | 82.0   | 82.7   |
| Raw hides and skins, leather, furskins etc.;<br>saddlery             | 100    | 33.4   | 35.9   | 24.1   | 39.8   | 37.3   |
| Raw hides and skins, leather, furskins etc.;<br>saddlery             | 100    | 116.9  | 91.0   | 127.5  | 154.7  | 170.9  |
| <b>Wood and articles of wood, wood charcoal<br/>and articles</b>     |        |        |        |        |        |        |
| Wood charcoal  | 100    | 93.3   | 96.7   | 86.2   | 93.9   | 92.3   |
| Wood and articles of wood, wood charcoal and<br>articles             | 100    | 110.2  | 100.5  | 63.4   | 58.2   | 51.3   |
| <b>Paper making material; paper and<br/>paperboard, articles</b>     |        |        |        |        |        |        |
| Paper making material; paper and paperboard,<br>articles             | 100    | 97.9   | 97.9   | 97.9   | 97.9   | 97.9   |
| Sanitary towels & tampons, napkins & napkin<br>liners for babes, etc | 100    | 110.7  | 155.8  | 141.5  | 126.5  | 120.4  |
| <b>Textiles and Textiles Articles</b>                                |        |        |        |        |        |        |
| Cotton, not carded or combed   | 100    | 97.9   | 95.2   | 102.5  | 98.9   | 97.3   |
| Uncombed combed cotton<br>yarn, >=85%, nprs, >14mn but <=43mn psy    | 100    | 96.2   | 118.1  | 106.0  | 179.1  | 112.8  |
| Synthetic staple fibres, of polyesters, not<br>carded, etc           | 100    | 100.4  | 80.4   | 96.3   | 110.7  | 95.3   |
| <b>Footwear, Headgear, Umbrellas, Sunshades, Whips etc</b>           |        |        |        |        |        |        |

|  |       |       |       |       |        |        |
|--|-------|-------|-------|-------|--------|--------|
| Footwear, headgear, umbrellas, sunshades, whips etc.               | 100   | 98.6  | 94.3  | 96.0  | 95.5   | 98.6   |
| <b>Base metals and articles of base metals</b>                     |       |       |       |       |        |        |
| Base metals and articles of base metals                            | 100   | 152.9 | 98.6  | 96.7  | 98.6   | 95.6   |
| Aluminium alloys, unwrought  | 100   | 88.8  | 66.2  | 96.3  | 58.7   | 59.6   |
| Rectangular(incl.square)plates..ofaluminium alloys>0.2mm thick     | 100   | 99.9  | 100.0 | 99.8  | 96.1   | 96.7   |
| Zinc plates, sheets, strip and foil                                | 100   | 97.9  | 100.3 | 108.3 | 110.7  | 110.7  |
| Base metals and articles of base metals                            | 100   | 103.6 | 81.5  | 113.8 | 87.3   | 61.6   |
| <b>Live animals; animals products</b>                              |       |       |       |       |        |        |
| Frozen shrimps and prawns  | 97.4  | 81.2  | 83.5  | 84.6  | 80.8   | 90.9   |
| <b>Live trees &amp; other plant, Blb, Root, Cut flowers etc</b>    |       |       |       |       |        |        |
| Ginger   | 93.2  | 91.7  | 91.6  | 120.9 | 120.8  | 119.4  |
| NIGERIAN STANDARD RUBBER CRUMB T.S.R.-20                           | 73.6  | 63.4  | 76.5  | 87.5  | 80.0   | 107.7  |
| Sesamum seeds  | 98.4  | 94.4  | 97.2  | 100.3 | 97.3   | 102.2  |
| Natural gum Arabic   | 168.2 | 60.6  | 64.5  | 44.7  | 226.2  | 40.8   |
| <b>Prepared foodstuff; beverages, spirits and vinegar; tobacco</b> |       |       |       |       |        |        |
| Cocoa beans, whole or broken, raw or roasted                       | 107.8 | 101.8 | 108.0 | 111.9 | 102.9  | 98.6   |
| Cocoa paste, not defatted  | 77.7  | 65.2  | 84.6  | 83.7  | 87.1   | 90.5   |
| Cocoa butter, fat and oil  | 100.8 | 92.1  | 99.8  | 95.0  | 100.0  | 99.0   |
| Prepared foodstuffs; beverages, spirits and vinegar; tobacco       | 102.8 | 101.7 | 123.5 | 151.9 | 143.7  | 148.6  |
| Chocolate, etc, contain. cocoa, in blocks, slabs or bars >2kg      | 92.9  | 108.3 | 104.4 | 78.3  | 83.9   | 93.6   |
| Beer made from malt  | 133.9 | 133.3 | 108.8 | 123.8 | 92.9   | 135.7  |
| Prepared foodstuffs; beverages, spirits and vinegar; tobacco       | 100.3 | 103.9 | 99.3  | 100.2 | 101.0  | 53.4   |
| <b>Mineral products</b>  |       |       |       |       |        |        |
| Cement clinkers  | 90.3  | 88.0  | 94.2  | 92.8  | 93.5   | 97.7   |
| PETROLEUM OILS & OILS OBTAINED FROM BITUMINOUS MINERALS, CRUDE     | 100   | 97.1  | 97.07 | 97.07 | 97.074 | 97.074 |
| <b>Inorganic chem.; composts of prec met radioact elements etc</b> |       |       |       |       |        |        |
| Products of the chemical and allied industries                     | 115.4 | 118.3 | 114.1 | 120.0 | 112.0  | 92.1   |
| <b>Plastics and articles thereof</b>                               |       |       |       |       |        |        |
| Plastic, rubber and articles thereof                               | 113.0 | 111.9 | 113.0 | 111.3 | 110.8  | 113.6  |
| Boxes, cases, crates and similar articles of plastics              | 48.3  | 51.4  | 69.7  | 91.1  | 66.2   | 87.6   |
| Plastic, rubber and articles thereof                               | 99.2  | 100.5 | 99.0  | 104.0 | 102.1  | 100.0  |
| Plastic, rubber and articles thereof                               | 94.9  | 95.3  | 99.8  | 99.7  | 95.1   | 93.1   |
| Tableware and kitchenware of plastics                              | 100.2 | 92.1  | 86.2  | 88.5  | 59.7   | 87.6   |
| Tech. specified nat. rubber, in pry. forms/in plates, etc          | 76.2  | 77.2  | 75.5  | 73.8  | 84.5   | 83.4   |
| New pneumatic tyres, of rubber of a kind used on motor cars        | 112.3 | 107.8 | 137.5 | 98.8  | 103.3  | 99.6   |
| <b>Raw hides and skins, leather, furskins etc.; saddlery</b>       |       |       |       |       |        |        |
| Raw hides and skins, leather, furskins etc.; saddlery              | 98.2  | 93.0  | 77.3  | 79.7  | 93.3   | 94.5   |
| Raw hides and skins, leather, furskins etc.; saddlery              | 40.6  | 27.1  | 41.8  | 31.8  | 25.5   | 23.2   |
| Raw hides and skins, leather, furskins etc.; saddlery              | 156.3 | 107.3 | 92.1  | 88.7  | 69.8   | 86.7   |
| <b>Wood and articles of wood, wood charcoal and articles</b>       |       |       |       |       |        |        |
| Wood charcoal  | 95.2  | 87.9  | 92.1  | 90.6  | 100.5  | 93.5   |
| Wood and articles of wood, wood charcoal and articles              | 90.6  | 96.0  | 62.1  | 44.0  | 85.8   | 55.7   |
| <b>Paper making material; paper and paperboard, articles</b>       |       |       |       |       |        |        |
| Paper making material; paper and paperboard, articles              | 97.9  | 97.9  | 70.0  | 110.7 | 90.3   | 97.9   |
| Sanitary towels & tampons, napkins & napkin liners for babes, etc  | 106.0 | 144.3 | 141.4 | 109.8 | 72.9   | 92.4   |

|  |       |       |       |       |       |       |
|--|-------|-------|-------|-------|-------|-------|
| <b>Textiles and Textiles Articles</b>                              |       |       |       |       |       |       |
| Cotton, not carded or combed                                       | 98.0  | 99.5  | 100.4 | 112.0 | 104.9 | 103.6 |
| Uncombed cabled cotton yarn, >=85%, nprs, >14mn but <=43mn psy     | 108.3 | 123.0 | 140.3 | 116.8 | 120.9 | 129.3 |
| Synthetic staple fibres, of polyesters, not carded, etc            | 90.4  | 94.3  | 93.8  | 102.0 | 96.1  | 99.5  |
| <b>Footwear, Headgear, Umbrellas, Sunshades, Whips etc</b>         |       |       |       |       |       |       |
| Footwear, headgear, umbrellas, sunshades, whips etc.               | 80.4  | 97.9  | 97.3  | 97.3  | 93.4  | 90.5  |
| <b>Base metals and articles of base metals</b>                     |       |       |       |       |       |       |
| Base metals and articles of base metals                            | 67.4  | 95.9  | 102.5 | 66.1  | 69.8  | 85.1  |
| Aluminium alloys, unwrought  | 62.0  | 62.7  | 85.9  | 71.1  | 65.4  | 67.6  |
| Rectangular(incl.square)plates..ofaluminium alloys>0.2mm thick     | 93.7  | 96.5  | 95.9  | 98.8  | 97.5  | 100.2 |
| Zinc plates, sheets, strip and foil                                | 108.3 | 110.7 | 108.3 | 156.3 | 143.7 | 119.4 |
| Base metals and articles of base metals                            | 55.6  | 66.2  | 106.6 | 107.7 | 62.5  | 159.7 |
| <b>Live animals; animals products</b>                              |       |       |       |       |       |       |
| Frozen shrimps and prawns  | 101.0 | 95.9  | 99.6  | 98.6  | 88.9  | 95.8  |
| <b>Live trees &amp; other plant, Blb, Root, Cut flowers etc</b>    |       |       |       |       |       |       |
| Ginger   | 89.5  | 97.8  | 89.2  | 70.5  | 85.6  | 80.4  |
| NIGERIAN STANDARD RUBBER CRUMB T.S.R.-20                           | 110.7 | 110.7 | 110.7 | 125.1 | 113.2 | 110.7 |
| Sesamum seeds  | 99.2  | 95.3  | 78.5  | 97.2  | 85.5  | 79.8  |
| Natural gum Arabic   | 55.1  | 55.8  | 78.5  | 60.5  | 79.4  | 60.5  |
| <b>Prepared foodstuff; beverages, spirits and vinegar; tobacco</b> |       |       |       |       |       |       |
| Cocoa beans, whole or broken, raw or roasted                       | 102.4 | 95.8  | 100.2 | 99.1  | 100.0 | 89.6  |
| Cocoa paste, not defatted  | 75.3  | 88.3  | 69.5  | 98.1  | 99.2  | 72.6  |
| Cocoa butter, fat and oil  | 99.6  | 102.4 | 97.6  | 78.5  | 89.7  | 80.3  |
| Prepared foodstuffs; beverages, spirits and vinegar; tobacco       | 115.3 | 111.3 | 102.0 | 171.4 | 99.9  | 100.2 |
| Chocolate, etc, contain. cocoa, in blocks, slabs or bars >2kg      | 75.6  | 87.1  | 68.3  | 86.3  | 70.5  | 79.8  |
| Beer made from malt  | 88.5  | 99.8  | 89.9  | 75.3  | 85.6  | 90.3  |
| Prepared foodstuffs; beverages, spirits and vinegar; tobacco       | 69.5  | 89.8  | 79.5  | 55.6  | 70.2  | 88.6  |
| <b>Mineral products</b>  |       |       |       |       |       |       |
| Cement clinkers  | 99.4  | 78.5  | 90.3  | 80.5  | 95.3  | 80.4  |
| PETROLEUM OILS & OILS OBTAINED FROM BITUMINOUS MINERALS, CRUDE     | 97.1  | 100   | 100.1 | 102.1 | 100   | 104.4 |
| <b>Inorganic chem.; composts of prec met radioact elements etc</b> |       |       |       |       |       |       |
| Products of the chemical and allied industries                     | 89.3  | 96.5  | 91.9  | 92.2  | 85.2  | 91.4  |
| <b>Plastics and articles thereof</b>                               |       |       |       |       |       |       |
| Plastic, rubber and articles thereof                               | 103.0 | 98.4  | 87.9  | 89.0  | 76.4  | 88.0  |
| Boxes, cases, crates and similar articles of plastics              | 98.1  | 91.6  | 83.6  | 75.2  | 88.8  | 78.3  |
| Plastic, rubber and articles thereof                               | 87.5  | 101.9 | 112.0 | 101.9 | 111.1 | 110.1 |
| Plastic, rubber and articles thereof                               | 89.5  | 84.0  | 64.3  | 74.1  | 94.2  | 84.4  |
| Tableware and kitchenware of plastics                              | 65.6  | 75.3  | 77.3  | 87.0  | 60.8  | 76.3  |
| Tech. specified nat. rubber, in pry. forms/in plates, etc          | 80.5  | 90.7  | 70.8  | 80.6  | 71.1  | 90.7  |
| New pneumatic tyres, of rubber of a kind used on motor cars        | 99.8  | 95.0  | 85.7  | 94.2  | 77.5  | 84.5  |
| <b>Raw hides and skins, leather, furskins etc.; saddlery</b>       |       |       |       |       |       |       |
| Raw hides and skins, leather, furskins etc.; saddlery              | 89.6  | 83.0  | 86.9  | 72.4  | 81.9  | 79.7  |
| Raw hides and skins, leather, furskins etc.; saddlery              | 40.2  | 60.7  | 79.5  | 86.7  | 77.7  | 80.1  |
| Raw hides and skins, leather, furskins etc.; saddlery              | 66.7  | 86.3  | 74.4  | 83.3  | 68.5  | 77.6  |
| <b>Wood and articles of wood, wood charcoal and articles</b>       |       |       |       |       |       |       |
| Wood charcoal  | 89.9  | 70.4  | 80.7  | 90.4  | 81.4  | 80.9  |
| Wood and articles of wood, wood charcoal and articles              | 70.6  | 62.1  | 82.5  | 72.4  | 92.0  | 82.9  |
| <b>Paper making material; paper and paperboard, articles</b>       |       |       |       |       |       |       |

|  |       |       |       |       |        |       |
|--|-------|-------|-------|-------|--------|-------|
| Paper making material; paper and paperboard, articles                | 99.8  | 96.0  | 80.5  | 60.3  | 70.7   | 70.6  |
| Sanitary towels & tampons, napkins & napkin liners for babies, etc   | 88.2  | 65.0  | 73.5  | 84.8  | 66.2   | 71.1  |
| <b>Textiles and Textiles Articles</b>                                |       |       |       |       |        |       |
| Cotton, not carded or combed   | 100.2 | 90.3  | 90.4  | 80.4  | 80.7   | 90.4  |
| Uncombed combed cotton yarn, >=85%, nprs, >14mn but <=43mn psy       | 110.7 | 107.1 | 109.4 | 95.8  | 102.0  | 109.6 |
| Synthetic staple fibres, of polyesters, not carded, etc              | 95.5  | 82.5  | 81.9  | 92.3  | 81.5   | 71.7  |
| <b>Footwear, Headgear, Umbrellas, Sunshades, Whips etc</b>           |       |       |       |       |        |       |
| Footwear, headgear, umbrellas, sunshades, whips etc.                 | 93.2  | 83.5  | 94.3  | 95.0  | 94.8   | 84.6  |
| <b>Base metals and articles of base metals</b>                       |       |       |       |       |        |       |
| Base metals and articles of base metals                              | 83.9  | 74.0  | 63.6  | 73.4  | 62.8   | 82.3  |
| Aluminium alloys, unwrought  | 81.1  | 71.6  | 61.1  | 70.7  | 80.9   | 71.2  |
| Rectangular (incl. square) plates of aluminium alloys >0.2mm thick   | 93.4  | 83.3  | 73.2  | 83.4  | 73.1   | 63.0  |
| Zinc plates, sheets, strip and foil                                  | 108.3 | 110.7 | 119.4 | 100.2 | 143.7  | 112.0 |
| Base metals and articles of base metals                              | 91.2  | 99.6  | 80.7  | 110.7 | 112.0  | 112.0 |
| <b>Frozen shrimps and prawns</b>                                     |       |       |       |       |        |       |
| Frozen shrimps and prawns  | 75.8  | 102.1 | 86.9  | 100.0 | 99.9   | 93.8  |
| <b>Live trees &amp; other plant, Blb, Root, Cut flowers etc</b>      |       |       |       |       |        |       |
| Ginger   | 90.3  | 88.6  | 96.1  | 99.4  | 87.8   | 92.4  |
| NIGERIAN STANDARD RUBBER CRUMB T.S.R.-20                             | 96.8  | 119.4 | 106.0 | 104.0 | 100.2  | 89.7  |
| Sesamum seeds  | 60.9  | 70.1  | 69.3  | 80.5  | 84.9   | 90.2  |
| Natural gum Arabic   | 88.8  | 66.3  | 80.3  | 78.6  | 79.8   | 83.5  |
| <b>Prepared foodstuff; beverages, spirits and vinegar; tobacco</b>   |       |       |       |       |        |       |
| Cocoa beans, whole or broken, raw or roasted                         | 90.5  | 99.0  | 77.5  | 60.8  | 80.8   | 65.5  |
| Cocoa paste, not defatted  | 78.8  | 86.5  | 94.5  | 99.3  | 89.6   | 79.8  |
| Cocoa butter, fat and oil  | 99.8  | 92.4  | 98.2  | 87.5  | 79.8   | 95.6  |
| Prepared foodstuffs; beverages, spirits and vinegar; tobacco         | 110.7 | 100.2 | 100.2 | 99.8  | 60.5   | 78.5  |
| Chocolate, etc, contain. cocoa, in blocks, slabs or bars >2kg        | 82.4  | 112.0 | 86.3  | 87.7  | 99.3   | 88.8  |
| Beer made from malt  | 97.1  | 88.3  | 79.2  | 86.3  | 82.5   | 76.5  |
| Prepared foodstuffs; beverages, spirits and vinegar; tobacco         | 84.2  | 60.8  | 86.9  | 90.1  | 101.4  | 80.6  |
| <b>Mineral products</b>  |       |       |       |       |        |       |
| Cement clinkers  | 70.7  | 84.3  | 94.3  | 80.3  | 90.2   | 91.2  |
| PETROLEUM OILS & OILS OBTAINED FROM BITUMINOUS MINERALS, CRUDE       | 99.6  | 100   | 109.3 | 100.3 | 97.074 | 105.7 |
| <b>Inorganic chem...; composts of prec met radioact elements etc</b> |       |       |       |       |        |       |
| Products of the chemical and allied industries                       | 92.1  | 84.3  | 72.1  | 82.0  | 81.9   | 91.8  |
| <b>Plastics and articles thereof</b>                                 |       |       |       |       |        |       |
| Plastic, rubber and articles thereof                                 | 78.0  | 87.9  | 89.4  | 94.7  | 110.7  | 97.6  |
| Boxes, cases, crates and similar articles of plastics                | 82.2  | 73.2  | 76.6  | 86.9  | 67.5   | 70.6  |
| Plastic, rubber and articles thereof                                 | 98.6  | 89.8  | 78.2  | 89.1  | 79.5   | 89.5  |
| Plastic, rubber and articles thereof                                 | 74.0  | 64.0  | 73.9  | 63.8  | 73.9   | 64.0  |
| Tableware and kitchenware of plastics                                | 83.8  | 91.3  | 86.5  | 74.7  | 82.9   | 75.5  |
| Tech. specified nat. rubber, in pry. forms/in plates, etc            | 80.7  | 70.7  | 60.8  | 70.7  | 80.7   | 70.9  |
| New pneumatic tyres, of rubber of a kind used on motor cars          | 98.4  | 88.9  | 89.4  | 76.8  | 65.5   | 86.2  |
| <b>Raw hides and skins, leather, furskins etc.; saddlery</b>         |       |       |       |       |        |       |
| Raw hides and skins, leather, furskins etc.; saddlery                | 75.0  | 83.1  | 73.6  | 85.4  | 85.0   | 70.9  |
| Raw hides and skins, leather, furskins etc.; saddlery                | 78.0  | 82.7  | 77.7  | 66.1  | 75.2   | 63.1  |
| Raw hides and skins, leather, furskins etc.; saddlery                | 85.1  | 91.4  | 81.2  | 80.3  | 89.3   | 88.5  |
| <b>Wood and articles of wood, wood charcoal and articles</b>         |       |       |       |       |        |       |
| Wood charcoal  | 70.8  | 60.8  | 70.9  | 60.8  | 80.9   | 70.6  |
| Wood and articles of wood, wood charcoal and articles                | 72.2  | 62.5  | 82.7  | 71.2  | 72.1   | 81.7  |
| <b>Paper making material; paper and paperboard, articles</b>         |       |       |       |       |        |       |
| Paper making material; paper and paperboard, articles                | 80.3  | 90.1  | 84.3  | 80.1  | 71.6   | 70.2  |

|  |       |       |       |       |       |       |
|--|-------|-------|-------|-------|-------|-------|
| Sanitary towels & tampons, napkins & napkin liners for babies, etc   | 80.2  | 84.4  | 74.3  | 87.9  | 78.9  | 81.8  |
| <b>Textiles and Textiles Articles</b>                                |       |       |       |       |       |       |
| Cotton, not carded or combed   | 80.6  | 70.4  | 60.6  | 70.6  | 80.6  | 70.5  |
| Uncombed cabled cotton yarn, >=85%, nprs, >14mn but <=43mn psy       | 98.6  | 91.0  | 97.1  | 81.7  | 91.4  | 105.9 |
| Synthetic staple fibres, of polyesters, not carded, etc              | 81.8  | 71.8  | 82.3  | 91.8  | 82.1  | 91.9  |
| <b>Footwear, Headgear, Umbrellas, Sunshades, Whips etc</b>           |       |       |       |       |       |       |
| Footwear, headgear, umbrellas, sunshades, whips etc.                 | 73.9  | 84.2  | 74.0  | 63.9  | 73.6  | 83.9  |
| <b>Base metals and articles of base metals</b>                       |       |       |       |       |       |       |
| Base metals and articles of base metals                              | 72.0  | 62.3  | 72.3  | 82.3  | 72.2  | 82.4  |
| Aluminium alloys, unwrought  | 70.8  | 81.0  | 91.2  | 81.3  | 71.2  | 91.4  |
| Rectangular (incl. square) plates.. of aluminium alloys >0.2mm thick | 83.1  | 73.1  | 62.8  | 73.2  | 83.1  | 84.5  |
| Zinc plates, sheets, strip and foil                                  | 144.3 | 144.3 | 144.3 | 154.7 | 110.7 | 110.7 |
| Base metals and articles of base metals                              | 90.3  | 82.0  | 91.1  | 110.7 | 110.7 | 92.8  |

**Table 5.1.3: IMPORT PRICE INDEX, JANUARY,2005\_AS**

| <b>BASE MONTHDescription</b>                                       | <b>Jan_05</b> | <b>Feb_05</b> | <b>Mar_05</b> | <b>Apr_05</b> | <b>May_05</b> | <b>Jun_05</b> |
|--|---------------|---------------|---------------|---------------|---------------|---------------|
| Live animals; animals products                                     | 100           | 100.5         | 93.0          | 99.2          | 104.2         | 127.7         |
| Live trees & other plant, Blb, Root, Cut flowers etc               | 100           | 84.4          | 77.4          | 83.3          | 159.7         | 81.8          |
| Animals and vegetable fats and oil and other cleavage products     | 100           | 84.2          | 91.5          | 91.3          | 94.7          | 106.3         |
| Prepared of meat, fish or Crustaceans, Molluses etc                | 100           | 93.5          | 66.3          | 67.2          | 94.3          | 75.4          |
| Mineral Products   | 100           | 100.0         | 100.0         | 100.0         | 100.0         | 100.0         |
| Inorganic chem; composites of prec met radioact elements etc       | 100           | 92.5          | 78.3          | 81.1          | 71.1          | 76.5          |
| Plastics and articles thereof                                      | 100           | 104.1         | 88.6          | 93.8          | 94.8          | 95.0          |
| Pulp of wood or of other fibrous cellulosic materials; waste etc   | 100           | 79.2          | 78.0          | 77.2          | 71.4          | 82.1          |
| Textiles and Textiles Articles                                     | 100           | 56.0          | 58.5          | 52.4          | 57.2          | 65.9          |
| Footwear, Headgear, Umbrellas, Sunshades, Whips etc                | 100           | 68.2          | 68.6          | 77.9          | 92.2          | 60.3          |
| Art of stone, plaster, cement, asbestos, mica or similar materials | 100           | 79.1          | 84.8          | 76.6          | 69.7          | 93.9          |
| Iron and steel   | 100           | 66.6          | 64.0          | 65.1          | 66.9          | 70.1          |
| Nuclear reactors boilers mchy & appliance, parts                   | 100           | 104.5         | 96.2          | 91.6          | 92.5          | 107.7         |
| Rail, tramw locom; rolling_stock & parts thereof                   | 100           | 151.0         | 85.4          | 82.9          | 105.0         | 85.7          |
|  | 100           | 105.0         | 98.1          | 103.6         | 102.8         | 116.7         |
| Live animals; animals products                                     | 77.3          | 115.3         | 77.0          | 115.7         | 121.7         | 98.2          |
| Live trees & other plant, Blb, Root, Cut flowers etc               | 131.4         | 108.6         | 94.4          | 139.0         | 104.1         | 100.1         |
| Animals and vegetable fats and oil and other cleavage products     | 107.0         | 100.1         | 121.8         | 100.1         | 106.3         | 88.9          |
| Prepared of meat, fish or Crustaceans, Molluses etc                | 106.0         | 90.9          | 93.4          | 70.3          | 100.8         | 90.5          |
| Mineral Products   | 100.0         | 100.0         | 100.0         | 100.0         | 100.0         | 100.0         |
| Inorganic chem; composites of prec met radioact elements etc       | 74.9          | 81.0          | 85.7          | 76.9          | 78.2          | 87.9          |
| Plastics and articles thereof                                      | 96.2          | 93.4          | 96.0          | 95.5          | 93.5          | 93.9          |
| Pulp of wood or of other fibrous cellulosic materials; waste etc   | 79.6          | 75.2          | 80.9          | 73.0          | 76.3          | 78.1          |
| Textiles and Textiles Articles                                     | 33.9          | 71.9          | 92.1          | 100.0         | 43.6          | 69.6          |
| Footwear, Headgear, Umbrellas, Sunshades, Whips etc                | 77.9          | 64.0          | 100.0         | 67.4          | 68.9          | 75.8          |
| Art of stone, plaster, cement, asbestos, mica or similar materials | 74.6          | 80.9          | 74.0          | 83.4          | 52.9          | 66.7          |
| Iron and steel   | 77.0          | 74.3          | 64.4          | 76.7          | 67.8          | 111.0         |
| Nuclear reactors boilers mchy & appliance, parts                   | 89.7          | 89.7          | 81.5          | 79.7          | 101.7         | 93.4          |
| Rail, tramw locom; rolling_stock & parts thereof                   | 98.8          | 128.9         | 71.5          | 70.2          | 80.7          | 91.5          |
|  | 101.1         | 100.4         | 101.8         | 101.1         | 103.0         | 100.9         |
| Live animals; animals products                                     | 108.4         | 114.7         | 123.8         | 99.2          | 98.3          | 105.4         |
| Live trees & other plant, Blb, Root, Cut flowers etc               | 82.1          | 113.3         | 103.8         | 94.0          | 89.0          | 104.2         |
| Animals and vegetable fats and oil and other cleavage products     | 107.9         | 101.1         | 104.8         | 107.6         | 103.8         | 108.8         |
| Prepared of meat, fish or Crustaceans, Molluses etc                | 107.4         | 107.1         | 102.2         | 122.8         | 104.5         | 106.2         |
| Mineral Products   | 103.3         | 109.7         | 123.4         | 81.7          | 102.1         | 104.7         |
| Inorganic chem; composites of prec met radioact elements etc       | 107.5         | 107.7         | 103.8         | 102.7         | 109.6         | 106.1         |
| Plastics and articles thereof                                      | 111.4         | 110.0         | 109.5         | 110.1         | 105.1         | 105.2         |
| Pulp of wood or of other fibrous cellulosic materials; waste etc   | 102.4         | 108.4         | 96.9          | 106.4         | 104.3         | 107.4         |
| Textiles and Textiles Articles                                     | 106.0         | 107.7         | 99.0          | 98.4          | 98.6          | 104.0         |
| Footwear, Headgear, Umbrellas, Sunshades, Whips etc                | 101.1         | 101.3         | 105.0         | 104.4         | 108.0         | 102.6         |
| Art of stone, plaster, cement, asbestos, mica or similar materials | 106.1         | 106.4         | 103.8         | 111.0         | 108.0         | 102.9         |
| Iron and steel   | 104.9         | 104.0         | 103.3         | 105.3         | 104.5         | 103.9         |
| Nuclear reactors boilers mchy & appliance, parts                   | 105.0         | 102.6         | 104.5         | 102.9         | 102.8         | 102.9         |
| Rail, tramw locom; rolling_stock & parts thereof                   | 105.4         | 107.1         | 107.0         | 105.6         | 207.7         | 207.7         |
|  | 104.2         | 107.2         | 106.5         | 103.7         | 110.4         | 112.3         |
| <b>Year on Year</b>  | <b>4.2</b>    | <b>2.1</b>    | <b>8.5</b>    | <b>0.1</b>    | <b>7.5</b>    | <b>-3.7</b>   |

**Table 5.1.3: IMPORT PRICE INDEX, JANUARY,2005\_AS BASE MONTHDescription (Contd)**

|  |            |            |            |            |            |            |
|--|------------|------------|------------|------------|------------|------------|
| Live animals; animals products                                     | 110.5      | 104.4      | 106.3      | 104.3      | 110.1      | 109.9      |
| Live trees & other plant, Blb, Root, Cut flowers etc               | 105.0      | 109.2      | 109.6      | 120.1      | 129.2      | 116.5      |
| Animals and vegetable fats and oil and other cleavage products     | 111.3      | 112.6      | 119.7      | 114.3      | 108.8      | 103.6      |
| Prepared of meat, fish or Crustaceans, Molluscs etc                | 104.5      | 106.9      | 105.2      | 104.8      | 106.9      | 106.2      |
| Mineral Products   | 116.1      | 111.3      | 116.5      | 112.3      | 109.2      | 108.9      |
| Inorganic chem; composites of prec met radioact elements etc       | 100.9      | 110.8      | 111.5      | 111.2      | 114.2      | 111.2      |
| Plastics and articles thereof                                      | 104.3      | 111.1      | 107.3      | 105.9      | 110.0      | 108.6      |
| Pulp of wood or of other fibrous cellulosic materials; waste etc   | 106.5      | 105.9      | 105.0      | 103.9      | 106.2      | 103.8      |
| Textiles and Textiles Articles                                     | 108.4      | 109.4      | 102.6      | 108.7      | 109.3      | 110.6      |
| Footwear, Headgear, Umbrellas, Sunshades, Whips etc                | 102.7      | 102.0      | 100.5      | 100.0      | 104.8      | 102.0      |
| Art of stone, plaster, cement, asbestos, mica or similar materials | 104.8      | 105.2      | 103.5      | 109.5      | 106.9      | 109.9      |
| Iron and steel   | 106.1      | 101.3      | 104.5      | 103.9      | 104.0      | 103.5      |
| Nuclear reactors boilers mchy & appliance, parts                   | 104.6      | 115.9      | 106.3      | 105.6      | 103.6      | 104.6      |
| Rail, tramw locom; rolling_stock & parts thereof                   | 104.6      | 104.0      | 106.5      | 105.8      | 106.2      | 104.9      |
|  | 106.5      | 107.8      | 107.5      | 107.9      | 109.2      | 107.4      |
| <b>Year on Year</b>  | <b>5.3</b> | <b>7.4</b> | <b>5.6</b> | <b>6.7</b> | <b>6.1</b> | <b>6.5</b> |

**TABLE 5.1.4 EXPORT PRICE INDEX, JANUARY,2005\_AS BASE MONTH**

|   | Jan_05 | Feb_05 | Mar_05 | Apr_05 | May_05 | Jun_05 |
|---|--------|--------|--------|--------|--------|--------|
| Live animals; animals products                              | 100    | 114.1  | 100.2  | 115.1  | 97.6   | 97.8   |
| Live trees & other plant, Blb, Root, Cut flowers etc        | 100    | 85.7   | 102.6  | 88.7   | 92.7   | 86.9   |
| Prepared foodstuff; beverages, spirits and vinegar; tobacco | 100    | 99.9   | 119.1  | 109.4  | 108.1  | 102.3  |
| Mineral Products  | 100    | 104.2  | 92.0   | 102.3  | 91.7   | 98.2   |
| Inorganic chem; composts of prec met radioact elements etc  | 100    | 107.4  | 123.4  | 105.5  | 110.7  | 108.3  |
| Plastics and articles thereof                               | 100    | 94.0   | 128.1  | 93.4   | 96.3   | 93.6   |
| Raw hides and skins, leather, furskins etc.; saddlery       | 100    | 95.1   | 78.2   | 92.9   | 92.2   | 97.0   |
| Wood and articles of wood, wood charcoal and articles       | 100    | 101.7  | 98.6   | 74.8   | 76.0   | 71.8   |
| Paper making material; paper and paperboard, articles       | 100    | 104.3  | 126.8  | 119.7  | 112.2  | 109.2  |
| Textiles and Textiles Articles                              | 100    | 98.2   | 97.9   | 101.6  | 129.6  | 101.8  |
| Footwear, Headgear, Umbrellas, Sunshades, Whips etc         | 100    | 98.6   | 94.3   | 96.0   | 95.5   | 98.6   |
| Base metals and articles of base metals                     | 100    | 108.6  | 89.3   | 103.0  | 90.3   | 84.8   |
|   | 100    | 101.0  | 104.2  | 100.2  | 99.4   | 95.9   |
|   | Jul_05 | Aug_05 | Sep_05 | Oct_05 | Nov_05 | Dec_05 |
| Live animals; animals products                              | 97.4   | 81.2   | 83.5   | 84.6   | 80.8   | 90.9   |
| Live trees & other plant, Blb, Root, Cut flowers etc        | 108.3  | 77.5   | 82.5   | 88.4   | 131.1  | 92.5   |
| Prepared foodstuff; beverages, spirits and vinegar; tobacco | 102.3  | 100.9  | 104.0  | 106.4  | 101.6  | 102.8  |
| Mineral Products  | 90.3   | 88.0   | 94.2   | 92.8   | 93.5   | 97.7   |
| Inorganic chem; composts of prec met radioact elements etc  | 115.4  | 118.3  | 114.1  | 120.0  | 112.0  | 92.1   |
| Plastics and articles thereof                               | 92.0   | 90.9   | 97.2   | 95.3   | 88.8   | 95.0   |
| Raw hides and skins, leather, furskins etc.; saddlery       | 98.4   | 75.8   | 70.4   | 66.7   | 62.9   | 68.1   |
| Wood and articles of wood, wood charcoal and articles       | 92.9   | 92.0   | 77.1   | 67.3   | 93.1   | 74.6   |
| Paper making material; paper and paperboard, articles       | 102.0  | 121.1  | 105.7  | 110.3  | 81.6   | 95.2   |
| Textiles and Textiles Articles                              | 98.9   | 105.6  | 111.5  | 110.3  | 107.3  | 110.8  |
| Footwear, Headgear, Umbrellas, Sunshades, Whips etc         | 80.4   | 97.9   | 97.3   | 97.3   | 93.4   | 90.5   |
| Base metals and articles of base metals                     | 77.4   | 86.4   | 99.8   | 100.0  | 87.8   | 106.4  |
|   | 96.3   | 94.6   | 94.8   | 94.9   | 94.5   | 93.1   |
|   | Jan_06 | Feb_06 | Mar_06 | Apr_06 | May_06 | Jun_06 |
| Live animals; animals products                              | 101.0  | 95.9   | 99.6   | 98.6   | 88.9   | 95.8   |
| Live trees & other plant, Blb, Root, Cut flowers etc        | 88.6   | 89.9   | 89.2   | 88.3   | 90.9   | 82.9   |
| Prepared foodstuff; beverages, spirits and vinegar; tobacco | 89.5   | 96.4   | 86.7   | 94.9   | 87.9   | 85.9   |
| Mineral Products  | 99.4   | 78.5   | 90.3   | 80.5   | 95.3   | 80.4   |
| Inorganic chem; composts of prec met radioact elements etc  | 89.3   | 96.5   | 91.9   | 92.2   | 85.2   | 91.4   |
| Plastics and articles thereof                               | 89.1   | 91.0   | 83.1   | 86.0   | 82.8   | 87.5   |
| Raw hides and skins, leather, furskins etc.; saddlery       | 65.5   | 76.7   | 80.3   | 80.8   | 76.1   | 79.2   |
| Wood and articles of wood, wood charcoal and articles       | 80.3   | 66.3   | 81.6   | 81.4   | 86.7   | 81.9   |
| Paper making material; paper and paperboard, articles       | 94.0   | 80.5   | 77.0   | 72.5   | 68.5   | 70.8   |
| Textiles and Textiles Articles                              | 102.1  | 93.3   | 93.9   | 89.5   | 88.1   | 90.6   |
| Footwear, Headgear, Umbrellas, Sunshades, Whips etc         | 93.2   | 83.5   | 94.3   | 95.0   | 94.8   | 84.6   |
| Base metals and articles of base metals                     | 91.6   | 87.8   | 79.6   | 87.7   | 94.5   | 88.1   |
|   | 90.3   | 86.3   | 87.3   | 87.3   | 86.6   | 84.9   |
| Year on Year  | -9.7   | -14.5  | -16.2  | -12.9  | -12.8  | -11.4  |
|   | Jul_06 | Aug_06 | Sep_06 | Oct_06 | Nov_06 | Dec_06 |
| Live animals; animals products                              | 75.8   | 102.1  | 86.9   | 100.0  | 99.9   | 93.8   |
| Live trees & other plant, Blb, Root, Cut flowers etc        | 84.2   | 86.1   | 87.9   | 90.6   | 88.2   | 89.0   |
| Prepared foodstuff; beverages, spirits and vinegar; tobacco | 91.9   | 91.3   | 89.0   | 87.4   | 84.8   | 80.8   |
| Mineral Products  | 70.7   | 84.3   | 94.3   | 80.3   | 90.2   | 91.2   |
| Inorganic chem; composts of prec met radioact elements etc  | 92.1   | 84.3   | 72.1   | 82.0   | 81.9   | 91.8   |
| Plastics and articles thereof                               | 85.1   | 80.8   | 79.3   | 79.6   | 80.1   | 79.2   |
| Raw hides and skins, leather, furskins etc.; saddlery       | 79.4   | 85.8   | 77.5   | 77.3   | 83.2   | 74.2   |
| Wood and articles of wood, wood charcoal and articles       | 71.5   | 61.6   | 76.8   | 66.0   | 76.5   | 76.2   |
| Paper making material; paper and paperboard, articles       | 80.3   | 87.2   | 79.3   | 84.0   | 75.3   | 76.0   |
| Textiles and Textiles Articles                              | 87.0   | 77.7   | 80.0   | 81.4   | 84.7   | 89.4   |
| Footwear, Headgear, Umbrellas, Sunshades, Whips etc         | 73.9   | 84.2   | 74.0   | 63.9   | 73.6   | 83.9   |
| Base metals and articles of base metals                     | 92.1   | 88.5   | 92.3   | 100.4  | 89.6   | 92.4   |
|   | 82.0   | 84.5   | 82.5   | 82.7   | 84.0   | 84.8   |
| Year on Year  | -14.85 | -10.71 | -13    | -12.9  | -11.1  | -8.861 |



**TABLE 5.1.5****Monthly Terms Of Trade**

|                        | <b>Jan_05</b> | <b>Feb_05</b> | <b>Mar_05</b> | <b>Apr_05</b> | <b>May_05</b> | <b>Jun_05</b> |
|------------------------|---------------|---------------|---------------|---------------|---------------|---------------|
| Exports Price Index    | 100           | 101.0         | 104.2         | 100.2         | 99.4          | 95.9          |
| Imports Price Index    | 100           | 105.0         | 98.1          | 103.6         | 102.8         | 116.7         |
| Monthly Terms Of Trade | 100           | 96.2          | 106.2         | 96.7          | 96.7          | 82.2          |
|                        | <b>Jul_05</b> | <b>Aug_05</b> | <b>Sep_05</b> | <b>Oct_05</b> | <b>Nov_05</b> | <b>Dec_05</b> |
| Exports Price Index    | 96.3          | 94.6          | 94.8          | 94.9          | 94.5          | 93.1          |
| Imports Price Index    | 101.1         | 100.4         | 101.8         | 101.1         | 103.0         | 100.9         |
| Monthly Terms Of Trade | 95.3          | 94.3          | 93.1          | 94.0          | 91.7          | 92.2          |
|                        | <b>Jan_06</b> | <b>Feb_06</b> | <b>Mar_06</b> | <b>Apr_06</b> | <b>May_06</b> | <b>Jun_06</b> |
| Exports Price Index    | 90.3          | 86.3          | 87.3          | 87.3          | 86.6          | 84.9          |
| Imports Price Index    | 104.2         | 107.2         | 106.5         | 103.7         | 110.4         | 112.3         |
| Terms Of Trade         | 86.7          | 80.5          | 82.0          | 84.2          | 78.4          | 75.6          |
|                        | <b>Jul_06</b> | <b>Aug_06</b> | <b>Sep_06</b> | <b>Oct_06</b> | <b>Nov_06</b> | <b>Dec_06</b> |
| Exports Price Index    | 82.0          | 84.5          | 82.5          | 82.7          | 84.0          | 84.8          |
| Imports Price Index    | 106.5         | 107.8         | 107.5         | 107.9         | 109.2         | 107.4         |
| Monthly Terms Of Trade | 77.0          | 78.4          | 76.7          | 76.7          | 76.9          | 78.9          |

**TABLE 6.1 PRODUCER PRICE INDEX**

| <b>YEAR</b> | <b>MONTH</b> | <b>ALL COMMODITIES</b> | <b>AGRICULTURE</b> | <b>AGRIC. HUNTING &amp; FORESTRY (Modern Holding)</b> | <b>FISHING (Modern Holding)</b> | <b>INDUS -TRY</b> | <b>MINING AND QUARRYING</b> |
|-------------|--------------|------------------------|--------------------|---|---------------------------------|-------------------|-----------------------------|
| 2004        | JAN          | 100.2                  | 102.9              | 103.8   | 100                             | 100.1             | 99.3                        |
|             | FEB          | 99.4                   | 99.3               | 99.1  | 100                             | 99.3              | 100.1                       |
|             | MAR          | 99.6                   | 98.2               | 97.6  | 100                             | 99.6              | 98                          |
|             | APR          | 100.2                  | 100                | 100   | 100                             | 100.2             | 99.4                        |
|             | MAY          | 101.6                  | 100                | 100   | 100                             | 101.5             | 99.5                        |
|             | JUN          | 100                    | 100                | 100   | 100                             | 100               | 100                         |
|             | JUL          | 101.3                  | 100.1              | 100.1   | 100                             | 101.4             | 99.4                        |
|             | AUG          | 107.3                  | 100                | 100   | 100                             | 107.4             | 100.3                       |
|             | SEP          | 98.1                   | 100                | 100   | 100                             | 98.1              | 99.3                        |
|             | OCT          | 99.3                   | 100                | 100   | 100                             | 99.3              | 103.5                       |
|             | NOV          | 99.3                   | 100                | 100   | 100                             | 99.3              | 103.5                       |
|             | DEC          | 97.8                   | 100                | 100   | 100                             | 97.7              | 103.6                       |
| 2005        | JAN          | 101.8                  | 100.6              | 100.6   | 100                             | 103.9             | 102.2                       |
|             | FEB          | 101.5                  | 100.5              | 100.5   | 100                             | 102.8             | 103.8                       |
|             | MAR          | 103.3                  | 103.2              | 103.3   | 100                             | 103.9             | 103.8                       |
|             | APR          | 101.5                  | 100.5              | 100.5   | 100                             | 103.3             | 103.8                       |
|             | MAY          | 101.6                  | 100.6              | 100.7   | 100                             | 102.5             | 103.8                       |
|             | JUN          | 102.6                  | 100.7              | 100.4   | 105                             | 104.3             | 103.8                       |
|             | JUL          | 103.2                  | 103.8              | 103.4   | 104.6                           | 102.7             | 101.6                       |
|             | AUG          | 103.2                  | 103.8              | 103.4   | 104.6                           | 102.7             | 101.6                       |
|             | SEP          | 101.1                  | 100.1              | 100.1   | 100                             | 102.4             | 104.5                       |
|             | OCT          | 101.4                  | 100.4              | 100.4   | 100                             | 102.7             | 104.8                       |
|             | NOV          | 103.8                  | 101                | 100.5   | 107.6                           | 107.3             | 104.8                       |
|             | DEC          | 104.8                  | 102.7              | 103   | 101.2                           | 106.4             | 104.8                       |
| 2006        | JAN          | 105.0                  | 102.9              | 103.0   | 101.2                           | 106.6             | 111.9                       |
|             | FEB          | 106.5                  | 102.9              | 103.0   | 101.2                           | 108.2             | 111.9                       |
|             | MAR          | 106.5                  | 102.9              | 103.0   | 101.2                           | 108.2             | 112.8                       |
|             | APR          | 106.6                  | 102.9              | 103.0   | 101.2                           | 108.3             | 113.4                       |
|             | MAY          | 106.6                  | 102.9              | 103.0   | 101.2                           | 108.3             | 113.7                       |
|             | JUN          | 106.6                  | 103.1              | 103.0   | 104.4                           | 108.3             | 116.1                       |
|             | JUL          | 106.4                  | 103.1              | 103.0   | 104.4                           | 108.1             | 114.1                       |
|             | AUG          | 106.4                  | 103.1              | 103.0   | 104.4                           | 108.1             | 113.5                       |
|             | SEP          | 106.4                  | 103.1              | 103.0   | 104.4                           | 108.1             | 114.8                       |
|             | OCT          | 106.5                  | 103.1              | 103.0   | 104.4                           | 108.3             | 120.9                       |
|             | NOV          | 106.9                  | 103.1              | 103.0   | 104.4                           | 108.7             | 121.6                       |
|             | DEC          | 108.1                  | 103.1              | 103.0   | 104.4                           | 110.0             | 122.2                       |

TABLE 6.1

## PRODUCER PRICE INDEX (CONTD)

| YEAR | MONTH | MANU-<br>FAC | +ELECTRICITY<br>GAS & WATER<br>SUPPLY | ALL<br>COMPONENT<br>MONTHLY<br>per cent<br>CHANGE | ALL<br>COMPONENT<br>YEAR ON<br>YEAR per<br>cent<br>CHANGE | AGRIC<br>MONTHLY<br>per cent<br>CHANGE | *INDUSTRY<br>MONTHLY<br>per cent<br>CHANGE |
|------|-------|--------------|---------------------------------------|---|---|--|--|
|      |       | TURING       |                                       |   |   |  |  |
| 2004 | JAN   | 100.2        | 100                                   |   |   |  |  |
|      | FEB   | 99.3         | 100                                   | -0.9  |   | -3.4                                   | -0.8                                       |
|      | MAR   | 99.7         | 100                                   | 0.3   |   | -1.1                                   | 0.2  |
|      | APR   | 100.2        | 100                                   | 0.5   |   | 1.8                                    | 0.6  |
|      | MAY   | 101.6        | 100                                   | 1.4   |   | 0                                      | 1.3  |
|      | JUN   | 100          | 100                                   | -1.6  |   | 0                                      | -1.4                                       |
|      | JUL   | 101.5        | 100                                   | 1.3   |   | 0.1                                    | 1.4  |
|      | AUG   | 107.9        | 100                                   | 5.9   |   | -0.1                                   | 6  |
|      | SEP   | 98           | 100                                   | -8.6  |   | 0                                      | -8.7                                       |
|      | OCT   | 99           | 100                                   | 1.2   |   | 0                                      | 1.2  |
|      | NOV   | 99           | 100                                   | 0   |   | 0                                      | 0  |
|      | DEC   | 97.3         | 100                                   | -1.5  |   | 0                                      | -1.6                                       |
| 2005 | JAN   | 103.9        | 100                                   | 4.1   | 1.6   | 0.6                                    | 3.5  |
|      | FEB   | 102.8        | 100                                   | -0.3  | 2.2   | -0.1                                   | -1.1                                       |
|      | MAR   | 103.9        | 100                                   | 1.8   | 3.7   | 2.7                                    | 1.1  |
|      | APR   | 103.3        | 100                                   | -1.7  | 1.3   | -2.6                                   | -0.6                                       |
|      | MAY   | 102.5        | 100                                   | 0.1   | 0.0   | 0.1                                    | -0.8                                       |
|      | JUN   | 104.3        | 100                                   | 1.0   | 2.6   | 0.1                                    | 1.8  |
|      | JUL   | 102.7        | 100                                   | 0.6   | 1.9   | 3.1                                    | -1.5                                       |
|      | AUG   | 102.7        | 100                                   | 0.0   | -3.8  | 0.0                                    | 0.0  |
|      | SEP   | 102.4        | 100                                   | -2.0  | 3.1   | -3.6                                   | -0.3                                       |
|      | OCT   | 102.6        | 100                                   | 0.3   | 2.1   | 0.3                                    | 0.2  |
|      | NOV   | 107.4        | 100                                   | 2.4   | 4.6   | 0.6                                    | 4.6  |
|      | DEC   | 106.4        | 100                                   | 1.0   | 7.2   | 1.7                                    | -0.9                                       |
| 2006 | JAN   | 106.5        | 100                                   | 0.16  | 3.1   | 0.2                                    | 0.2  |
|      | FEB   | 108.1        | 100                                   | 1.48  | 4.9   | 0.0                                    | 1.5  |
|      | MAR   | 108.19       | 100                                   | 0.02  | 3.1   | 0.0                                    | 0.0  |
|      | APR   | 108.1        | 100                                   | 0.03  | 5.0   | 0.0                                    | 0.0  |
|      | MAY   | 108.2        | 100                                   | 0.04  | 4.9   | 0.0                                    | 0.0  |
|      | JUN   | 108.1        | 100                                   | -0.05   | 3.9   | 0.2                                    | 0.0  |
|      | JUL   | 108.1        | 100                                   | -0.12   | 3.1   | 0.0                                    | -0.2                                       |
|      | AUG   | 108.0        | 100                                   | -0.01   | 3.1   | 0.0                                    | 0.0  |
|      | SEP   | 108.0        | 100                                   | -0.04   | 5.2   | 0.0                                    | 0.0  |
|      | OCT   | 108.1        | 100                                   | 0.08  | 5.0   | 0.0                                    | 0.2  |
|      | NOV   | 108.4        | 100                                   | 0.38  | 2.9   | 0.0                                    | 0.4  |
|      | DEC   | 109.7        | 100                                   | 1.17  | 3.2   | 0.0                                    | 1.2  |

TABLE 6.2

**PRODUCER PRICE INDEX (BASE: JUNE 2004 =100)**  
**January - December 2006**  
**Grouping of Commodities at 4-Digit Level of ISIC**

|   | Jan-06 | Feb-06 | Mar-06 | Apr-06 | May-06 | Jun-06 |
|---|--------|--------|--------|--------|--------|--------|
| Other animal farming; production                      | 174.99 | 174.99 | 174.99 | 174.99 | 174.99 | 174.99 |
| Fishing   | 100.00 | 100.00 | 100.00 | 100.00 | 100.00 | 103.17 |
| Quarrying of stone, sand and plaster products         | 130.29 | 130.29 | 131.40 | 132.09 | 132.43 | 135.25 |
| Electricity And Gas                                   | 100.00 | 100.00 | 100.00 | 100.00 | 100.00 | 100.00 |
| Manufacture of cocoa, chocolate products              | 99.14  | 99.14  | 100.00 | 100.00 | 100.00 | 100.00 |
| Manufacture of wearing apparel                        | 118.52 | 118.52 | 118.52 | 118.52 | 118.69 | 118.69 |
| Manufacture of luggage, handbags                      | 112.82 | 115.38 | 112.82 | 115.38 | 115.38 | 112.82 |
| Manufacture of pharmaceuticals And Medicinal Products | 118.63 | 120.76 | 111.34 | 118.22 | 118.22 | 118.28 |
| Manufacture of other rubber products                  | 102.04 | 102.06 | 102.21 | 102.35 | 102.60 | 103.23 |
| Manufacture of cement, lime and plaster Products      | 124.00 | 124.00 | 124.00 | 124.00 | 124.00 | 124.00 |

**TABLE 6.2 CNTD.**

**PRODUCER PRICE INDEX (BASE: JUNE 2004 =100)**  
**Grouping of Commodities at 4-Digit Level of ISIC**

|   | Jul-06 | Aug-06 | Sep-06 | Oct-06 | Nov-06 | Dec-06 |
|---|--------|--------|--------|--------|--------|--------|
| Other animal farming; production                      | 174.99 | 174.99 | 174.99 | 174.99 | 174.99 | 174.99 |
| Fishing   | 103.17 | 103.17 | 103.17 | 103.17 | 103.17 | 103.17 |
| Quarrying of stone, sand and plaster products         | 132.90 | 132.21 | 133.68 | 140.79 | 141.59 | 142.27 |
| Electricity And Gas                                   | 100.00 | 100.00 | 100.00 | 100.00 | 100.00 | 100.00 |
| Manufacture of cocoa, chocolate products              | 100.00 | 100.00 | 100.00 | 100.00 | 101.61 | 101.61 |
| Manufacture of wearing apparel                        | 118.69 | 118.85 | 118.85 | 119.18 | 119.18 | 119.18 |
| Manufacture of luggage, handbags                      | 115.38 | 112.82 | 107.69 | 107.69 | 107.69 | 107.69 |
| Manufacture of pharmaceuticals And Medicinal Products | 119.65 | 119.65 | 119.65 | 118.55 | 118.55 | 118.55 |
| Manufacture of other rubber products                  | 103.87 | 106.48 | 108.11 | 104.76 | 108.49 | 106.91 |
| Manufacture of cement, lime and plaster Products      | 124.00 | 124.00 | 140.00 | 140.00 | 140.00 | 124.00 |

**TABLE 6.3**

**PRODUCER PRICE INDEX (BASE: JUNE 2004 = 100)**  
**Commodity Group at 4-Digit ISIC Level**  
**Month to Month Percent Change**

|   | Jan-06 | Feb-06 | Mar-06 | Apr-06 | May-06 | Jun-06 |
|---|--------|--------|--------|--------|--------|--------|
| Other animal farming; production                      | -39.61 | 0.00   | 0.00   | 0.00   | 0.00   | 0.00   |
| Fishing   | -1.19  | 0.00   | 0.00   | 0.00   | 0.00   | 3.17   |
| Quarrying of stone, sand and plaster products         | 3.03   | 0.00   | 0.85   | 0.52   | 0.26   | 2.13   |
| Electricity And Gas                                   | -13.34 | 0.00   | 0.00   | 0.00   | 0.00   | 0.00   |
| Manufacture of cocoa, chocolate products              | -0.36  | 0.00   | 0.87   | 0.00   | 0.00   | 0.00   |
| Manufacture of wearing apparel                        | -7.62  | 0.00   | 0.00   | 0.00   | 0.14   | 0.00   |
| Manufacture of luggage, handbags                      | 3.41   | 2.27   | -2.22  | 2.27   | 0.00   | -2.22  |
| Manufacture of pharmaceuticals And Medicinal Products | -6.52  | 1.80   | -7.80  | 6.18   | 0.00   | 0.05   |
| Manufacture of other rubber products                  | -12.48 | 0.02   | 0.14   | 0.13   | 0.24   | 0.61   |
| Manufacture of cement, lime and plaster Products      | 3.08   | 0.00   | 0.00   | 0.00   | 0.00   | 0.00   |
|   |        |        |        |        |        |        |
|   | Jul-06 | Aug-06 | Sep-06 | Oct-06 | Nov-06 | Dec-06 |
| Other animal farming; production                      | 0.00   | 0.00   | 0.00   | 0.00   | 0.00   | 0.00   |
| Fishing   | 0.00   | 0.00   | 0.00   | 0.00   | 0.00   | 0.00   |
| Quarrying of stone, sand and plaster products         | -1.74  | -0.52  | 1.11   | 5.32   | 0.57   | 0.48   |
| Electricity And Gas                                   | 0.00   | 0.00   | 0.00   | 0.00   | 0.00   | 0.00   |
| Manufacture of cocoa, chocolate products              | 0.00   | 0.00   | 0.00   | 0.00   | 1.61   | 0.00   |
| Manufacture of wearing apparel                        | 0.00   | 0.14   | 0.00   | 0.28   | 0.00   | 0.00   |
| Manufacture of luggage, handbags                      | 2.27   | -2.22  | -4.55  | 0.00   | 0.00   | 0.00   |
| Manufacture of pharmaceuticals And Medicinal Products | 1.16   | 0.00   | 0.00   | -0.92  | 0.00   | 0.00   |
| Manufacture of other rubber products                  | 0.63   | 2.51   | 1.53   | -3.10  | 3.56   | -1.46  |
| Manufacture of cement, lime and plaster Products      | 0.00   | 0.00   | 12.90  | 0.00   | 0.00   | -11.43 |

TABLE 7.4.1

## Gross Domestic Product At Current Basic Prices (=N=Million)

| ACTIVITY SECTOR                             | Q1                  | Q2                  | Q3                  | Q4                  | Total                | Q1                  | Q2                  | Q3                  | Q4                  | Total                |
|---|---------------------|---------------------|---------------------|---------------------|----------------------|---------------------|---------------------|---------------------|---------------------|----------------------|
| Crop Production                             | 749,944.00          | 986,377.88          | 1,292,413.04        | 1,199,547.32        | 4,228,282.24         | 931,324.96          | 1,232,947.25        | 1,619,235.44        | 1,508,111.44        | 5,291,619.08         |
| Livestock                                   | 73,375.52           | 77,684.62           | 79,503.85           | 82,688.33           | 313,252.32           | 87,245.71           | 89,714.46           | 104,601.46          | 97,140.98           | 378,702.61           |
| Forestry                                    | 15,272.37           | 15,388.12           | 15,504.64           | 15,620.67           | 61,785.79            | 19,471.79           | 18,637.17           | 17,928.53           | 17,423.59           | 73,461.07            |
| Fishing                                     | 37,596.90           | 40,821.50           | 47,099.60           | 44,360.03           | 169,878.03           | 44,769.06           | 46,705.82           | 53,775.42           | 51,203.90           | 196,454.21           |
| Coal Mining                                 | 0.10                | 0.10                | 0.08                | 0.00                | 0.28                 | 0.12                | 0.12                | 0.07                | 0.00                | 0.30                 |
| Crude Petroleum & Natural Gas               | 1,348,242.20        | 1,382,231.50        | 1,450,210.10        | 1,484,199.40        | 5,664,883.21         | 1,752,716.79        | 1,627,023.96        | 1,745,733.86        | 1,857,460.83        | 6,982,935.44         |
| Metal Ores                                  | 2.43                | 5.26                | 3.56                | 3.65                | 14.90                | 7.43                | 5.71                | 4.87                | 4.20                | 22.21                |
| Quarrying & Other Mining                    | 3,072.46            | 4,033.28            | 5,282.11            | 4,898.50            | 17,286.35            | 7,287.45            | 5,126.67            | 7,146.61            | 7,700.72            | 27,221.45            |
| Oil Refining                                | 8,194.71            | 6,462.91            | 7,247.40            | 7,132.44            | 29,037.47            | 10,571.07           | 8,337.07            | 9,349.06            | 9,200.76            | 37,457.96            |
| Cement                                      | 1,929.07            | 2,452.74            | 2,174.67            | 1,945.36            | 8,501.84             | 2,588.90            | 2,990.61            | 2,811.18            | 3,400.96            | 11,791.64            |
| Other Manufacturing                         | 17,982.84           | 80,669.26           | 85,635.36           | 190,879.83          | 375,167.29           | 20,504.71           | 89,346.08           | 110,568.56          | 208,855.18          | 429,274.54           |
| Electricity                                 | 4,948.95            | 6,517.73            | 8,537.28            | 7,901.95            | 27,905.92            | 9,511.44            | 10,416.89           | 12,349.22           | 8,696.64            | 40,974.19            |
| Water                                       | 365.81              | 370.60              | 374.41              | 370.68              | 1,481.50             | 376.38              | 434.46              | 457.98              | 371.82              | 1,640.63             |
| Building & Construction                     | 54,746.48           | 48,992.60           | 50,388.13           | 61,658.92           | 215,786.12           | 63,418.42           | 58,033.27           | 58,218.30           | 70,662.29           | 250,332.27           |
| Wholesale and Retail Trade                  | 500,300.84          | 378,698.99          | 462,163.26          | 527,088.21          | 1,868,251.30         | 577,573.08          | 742,848.04          | 698,648.12          | 722,725.29          | 2,741,794.53         |
| Hotel and Restaurants                       | 11,405.12           | 10,422.79           | 12,276.59           | 11,975.54           | 46,080.04            | 14,648.16           | 12,736.13           | 15,567.95           | 14,659.63           | 57,611.87            |
| Road Transport                              | 88,082.70           | 88,225.50           | 92,182.91           | 94,114.15           | 362,605.26           | 92,317.15           | 105,383.73          | 102,608.69          | 115,930.69          | 416,240.26           |
| Rail Transport & Pipelines                  | 0.95                | 2.15                | 1.57                | 2.28                | 6.94                 | 1.03                | 2.33                | 1.70                | 2.47                | 7.53                 |
| Water Transport                             | 192.94              | 238.58              | 257.72              | 293.64              | 982.88               | 208.32              | 257.61              | 278.27              | 317.05              | 1,061.25             |
| Air Transport                               | 638.00              | 737.86              | 828.00              | 1,078.96            | 3,282.82             | 782.53              | 958.60              | 1,083.64            | 1,199.11            | 4,023.88             |
| Transport Services                          | 3,615.55            | 4,181.42            | 4,692.29            | 6,114.45            | 18,603.71            | 3,982.02            | 4,605.25            | 5,167.90            | 6,734.21            | 20,489.38            |
| Telecommunications                          | 8,606.41            | 9,226.20            | 9,860.42            | 10,500.97           | 38,194.00            | 37,724.57           | 39,364.77           | 42,645.17           | 44,285.36           | 164,019.87           |
| Post  | 303.42              | 300.29              | 322.17              | 393.32              | 1,319.20             | 345.97              | 342.40              | 367.35              | 448.48              | 1,504.19             |
| Financial Institutions                      | 28,761.00           | 31,471.62           | 31,314.59           | 34,981.17           | 126,528.38           | 63,443.89           | 72,095.33           | 72,095.33           | 80,746.77           | 288,381.31           |
| Insurance                                   | 937.36              | 1,002.89            | 1,104.71            | 1,176.11            | 4,221.07             | 1,831.19            | 2,080.89            | 2,080.89            | 2,330.60            | 8,323.58             |
| Real Estate                                 | 136,590.20          | 148,978.21          | 190,485.87          | 204,736.47          | 680,790.75           | 153,388.71          | 167,300.26          | 213,912.72          | 230,582.98          | 765,184.66           |
| Business Services (Not Health or education) | 8,187.41            | 8,473.67            | 8,026.15            | 7,357.28            | 32,044.51            | 10,848.16           | 10,180.17           | 9,743.58            | 12,598.60           | 43,370.51            |
| Public Administration                       | 27,925.04           | 27,925.04           | 27,925.04           | 31,415.66           | 115,190.77           | 31,837.33           | 31,837.33           | 31,837.33           | 35,817.00           | 131,329.00           |
| Education                                   | 6,313.34            | 6,313.34            | 6,313.34            | 7,102.50            | 26,042.52            | 7,197.54            | 7,197.54            | 7,197.54            | 8,097.24            | 29,689.87            |
| Health                                      | 1,653.87            | 1,653.87            | 1,653.87            | 1,860.61            | 6,822.22             | 1,885.53            | 1,885.53            | 1,885.53            | 2,121.22            | 7,777.80             |
| Private Non Profit Organisations            | 37.45               | 37.45               | 37.45               | 42.13               | 154.48               | 38.50               | 38.50               | 38.50               | 43.31               | 158.80               |
| Other Services                              | 29,965.66           | 29,031.52           | 30,532.45           | 36,583.17           | 126,112.79           | 37,909.56           | 36,727.77           | 38,626.60           | 46,281.37           | 159,545.29           |
| Broadcasting                                | 422.36              | 422.36              | 422.36              | 475.15              | 1,742.22             | 522.07              | 522.07              | 522.07              | 587.33              | 2,153.55             |
|   |                     |                     |                     |                     |                      |                     |                     |                     |                     |                      |
| <b>GDP Current Basic Price</b>              | <b>3,169,613.44</b> | <b>3,399,351.82</b> | <b>3,924,774.99</b> | <b>4,078,498.85</b> | <b>14,572,239.11</b> | <b>3,986,279.51</b> | <b>4,426,083.77</b> | <b>4,986,489.42</b> | <b>5,165,742.02</b> | <b>18,564,594.73</b> |

**Table 7.4.2 Gross Domestic Product At 1990 Constant Basic Prices (=N=Million)**

| ACTIVITY SECTOR                             | 2005              |                   |                   |                   |                   | 2006              |                   |                   |                   |                   |
|---|-------------------|-------------------|-------------------|-------------------|-------------------|-------------------|-------------------|-------------------|-------------------|-------------------|
|   | Q1                | Q2                | Q3                | Q4                | Total             | Q1                | Q2                | Q3                | Q4                | Total             |
| Crop Production                             | 36,568.58         | 48,097.50         | 63,020.31         | 58,492.02         | 206,178.40        | 39,237.64         | 51,727.35         | 67,649.95         | 63,007.31         | 221,622.25        |
| Livestock                                   | 3,569.09          | 3,631.18          | 3,688.36          | 3,755.22          | 14,643.86         | 3,801.24          | 3,884.99          | 3,943.50          | 4,024.97          | 15,654.70         |
| Forestry                                    | 742.87            | 748.50            | 754.17            | 759.81            | 3,005.35          | 788.40            | 793.18            | 799.27            | 805.37            | 3,186.22          |
| Fishing                                     | 1,828.77          | 1,908.10          | 1,916.70          | 1,982.42          | 7,636.00          | 1,954.32          | 2,027.46          | 2,038.11          | 2,115.90          | 8,135.79          |
| Coal Mining                                 | 0.03              | 0.03              | 0.03              | 0.03              | 0.12              | 0.03              | 0.03              | 0.03              | 0.03              | 0.13              |
| Crude Petroleum & Natural Gas               | 33,248.19         | 30,733.62         | 35,762.76         | 36,600.95         | 136,345.54        | 33,329.55         | 28,382.20         | 33,589.94         | 34,891.88         | 130,193.57        |
| Metal Ores                                  | 1.24              | 2.67              | 1.81              | 1.85              | 7.56              | 1.38              | 2.99              | 2.02              | 2.10              | 8.49              |
| Quarrying & Other Mining                    | 267.17            | 350.72            | 459.31            | 425.96            | 1,503.16          | 295.00            | 386.79            | 505.97            | 469.71            | 1,657.47          |
| Oil Refining                                | 172.20            | 171.26            | 171.69            | 171.62            | 686.77            | 189.46            | 188.43            | 188.89            | 188.82            | 755.60            |
| Cement                                      | 103.97            | 108.33            | 97.32             | 88.21             | 397.83            | 115.68            | 120.98            | 108.94            | 98.08             | 443.69            |
| Other Manufacturing                         | 969.22            | 4,347.84          | 4,615.50          | 10,287.88         | 20,220.45         | 1,051.19          | 4,724.78          | 5,053.38          | 11,277.22         | 22,106.58         |
| Electricity                                 | 3,447.55          | 4,540.39          | 5,947.26          | 5,504.67          | 19,439.86         | 3,603.50          | 4,744.65          | 6,219.70          | 5,776.58          | 20,344.44         |
| Water                                       | 171.72            | 173.96            | 175.75            | 174.00            | 695.43            | 190.43            | 192.96            | 194.97            | 192.96            | 771.33            |
| Building & Construction                     | 2,264.67          | 1,978.90          | 1,968.02          | 2,332.89          | 8,544.48          | 2,558.64          | 2,235.32          | 2,222.41          | 2,638.42          | 9,654.79          |
| Wholesale and Retail Trade                  | 20,695.71         | 15,665.46         | 19,118.09         | 21,803.81         | 77,283.06         | 23,884.62         | 18,064.58         | 22,024.23         | 25,101.78         | 89,075.20         |
| Hotel and Restaurants                       | 554.76            | 487.19            | 569.54            | 543.86            | 2,155.35          | 625.43            | 550.13            | 642.10            | 615.95            | 2,433.61          |
| Road Transport                              | 3,251.65          | 3,256.93          | 3,403.02          | 3,474.31          | 13,385.91         | 3,475.80          | 3,482.77          | 3,639.56          | 3,721.38          | 14,319.51         |
| Rail Transport & Pipelines                  | 0.23              | 0.52              | 0.38              | 0.55              | 1.67              | 0.24              | 0.55              | 0.40              | 0.58              | 1.77              |
| Water Transport                             | 78.41             | 79.72             | 81.03             | 82.33             | 321.49            | 83.14             | 84.52             | 85.91             | 87.29             | 340.87            |
| Air Transport                               | 77.82             | 73.80             | 78.02             | 88.52             | 318.17            | 83.53             | 79.99             | 84.11             | 94.54             | 342.16            |
| Transport Services                          | 207.40            | 197.20            | 208.22            | 241.98            | 854.81            | 220.10            | 209.28            | 220.97            | 256.80            | 907.15            |
| Telecommunications                          | 1,769.25          | 1,896.66          | 2,027.04          | 2,158.72          | 7,851.66          | 2,355.50          | 2,553.58          | 2,730.95          | 2,927.86          | 10,567.90         |
| Post  | 76.64             | 79.47             | 82.31             | 85.14             | 323.56            | 84.98             | 88.12             | 91.26             | 94.40             | 358.77            |
| Financial Institutions                      | 5,371.57          | 5,563.76          | 5,088.94          | 5,406.04          | 21,430.31         | 5,602.46          | 5,807.44          | 5,315.08          | 5,726.76          | 22,451.74         |
| Insurance                                   | 175.21            | 177.44            | 179.67            | 181.90            | 714.21            | 194.60            | 197.43            | 200.08            | 202.84            | 794.94            |
| Real Estate                                 | 1,922.14          | 1,951.71          | 1,980.94          | 2,010.81          | 7,865.61          | 2,145.85          | 2,179.18          | 2,211.92          | 2,247.01          | 8,783.96          |
| Business Services (Not Health or education) | 168.31            | 174.20            | 165.00            | 151.25            | 658.75            | 179.07            | 185.50            | 175.62            | 162.60            | 702.79            |
| Public Administration                       | 1,026.40          | 1,026.40          | 1,026.40          | 1,026.40          | 4,105.58          | 1,071.73          | 1,071.91          | 1,072.33          | 1,072.37          | 4,288.34          |
| Education                                   | 241.13            | 241.13            | 241.13            | 241.13            | 964.53            | 267.11            | 267.11            | 267.11            | 267.11            | 1,068.42          |
| Health                                      | 56.00             | 56.00             | 56.00             | 56.00             | 223.99            | 61.78             | 61.78             | 61.78             | 61.78             | 247.13            |
| Private Non Profit Organisations            | 4.58              | 4.58              | 4.58              | 4.58              | 18.33             | 5.09              | 5.09              | 5.09              | 5.09              | 20.35             |
| Other Services                              | 912.67            | 926.50            | 940.54            | 954.79            | 3,734.51          | 1,009.51          | 1,024.81          | 1,040.34          | 1,056.10          | 4,130.76          |
| Broadcasting                                | 103.77            | 103.77            | 103.77            | 103.77            | 415.08            | 112.79            | 112.76            | 112.81            | 112.82            | 451.19            |
|   |                   |                   |                   |                   |                   |                   |                   |                   |                   |                   |
| <b>GDP Constant Basic Price</b>             | <b>120,048.92</b> | <b>128,755.46</b> | <b>153,933.59</b> | <b>159,193.42</b> | <b>561,931.40</b> | <b>128,579.79</b> | <b>135,438.63</b> | <b>162,498.77</b> | <b>169,304.43</b> | <b>595,821.61</b> |

**TABLE 7.4.3**

**Implicit Price Deflators**

| ACTIVITY SECTOR               | 2005     |          |          |          |          | 2006     |          |          |          |          |
|-------------------------------|----------|----------|----------|----------|----------|----------|----------|----------|----------|----------|
|                               | Q1       | Q2       | Q3       | Q4       | Total    | Q1       | Q2       | Q3       | Q4       | Total    |
| Crop Production               | 2,050.79 | 2,050.79 | 2,050.79 | 2,050.79 | 2,050.79 | 2,373.55 | 2,383.55 | 2,393.55 | 2,393.55 | 2,387.68 |
| Livestock                     | 2,055.86 | 2,139.37 | 2,155.53 | 2,201.95 | 2,139.14 | 2,295.19 | 2,309.26 | 2,652.50 | 2,413.46 | 2,419.10 |
| Forestry                      | 2,055.86 | 2,055.86 | 2,055.86 | 2,055.86 | 2,055.86 | 2,469.78 | 2,349.69 | 2,243.10 | 2,163.44 | 2,305.59 |
| Fishing                       | 2,055.86 | 2,139.37 | 2,457.32 | 2,237.67 | 2,224.70 | 2,290.78 | 2,303.66 | 2,638.50 | 2,419.96 | 2,414.69 |
| Coal Mining                   | 337.02   | 337.02   | 269.27   | 1.72     | 235.40   | 346.79   | 346.79   | 221.31   | 1.77     | 228.28   |
| Crude Petroleum & Natural Gas | 4,055.08 | 4,497.46 | 4,055.08 | 4,055.08 | 4,154.80 | 5,258.75 | 5,732.55 | 5,197.19 | 5,323.48 | 5,363.50 |
| Metal Ores                    | 196.95   | 196.95   | 196.95   | 196.95   | 196.95   | 539.08   | 191.00   | 241.00   | 200.40   | 261.73   |
| Quarrying & Other Mining      | 1,150.00 | 1,150.00 | 1,150.00 | 1,150.00 | 1,150.00 | 2,470.36 | 1,325.45 | 1,412.45 | 1,639.45 | 1,644.76 |
| Oil Refining                  | 4,758.83 | 3,773.70 | 4,221.29 | 4,155.84 | 4,228.10 | 5,579.63 | 4,424.59 | 4,949.38 | 4,872.64 | 4,957.36 |
| Cement                        | 1,855.39 | 2,264.16 | 2,234.55 | 2,205.45 | 2,137.07 | 2,238.00 | 2,472.00 | 2,580.39 | 3,467.39 | 2,657.65 |
| Other Manufacturing           | 1,855.39 | 1,855.39 | 1,855.39 | 1,855.39 | 1,855.39 | 1,950.61 | 1,891.01 | 2,188.01 | 1,852.01 | 1,941.84 |
| Electricity                   | 143.55   | 143.55   | 143.55   | 143.55   | 143.55   | 263.95   | 219.55   | 198.55   | 150.55   | 201.40   |
| Water                         | 213.03   | 213.03   | 213.03   | 213.03   | 213.03   | 197.65   | 225.15   | 234.89   | 192.69   | 212.70   |
| Building & Construction       | 2,417.41 | 2,475.75 | 2,560.35 | 2,643.02 | 2,525.44 | 2,478.60 | 2,596.20 | 2,619.60 | 2,678.20 | 2,592.83 |
| Wholesale and Retail Trade    | 2,417.41 | 2,417.41 | 2,417.41 | 2,417.41 | 2,417.41 | 2,418.18 | 4,112.18 | 3,172.18 | 2,879.18 | 3,078.07 |
| Hotel and Restaurants         | 2,055.86 | 2,139.37 | 2,155.53 | 2,201.95 | 2,137.94 | 2,342.11 | 2,315.11 | 2,424.53 | 2,379.99 | 2,367.34 |
| Road Transport                | 2,708.86 | 2,708.86 | 2,708.86 | 2,708.86 | 2,708.86 | 2,656.00 | 3,025.86 | 2,819.26 | 3,115.26 | 2,906.81 |
| Rail Transport & Pipelines    | 416.14   | 416.14   | 416.14   | 416.14   | 416.14   | 424.32   | 424.32   | 424.32   | 424.32   | 424.32   |
| Water Transport               | 246.05   | 299.28   | 318.07   | 356.65   | 305.72   | 250.57   | 304.77   | 323.91   | 363.20   | 311.34   |
|                               |          |          |          |          |          |          |          |          |          |          |



|   |          |          |          |           |          |          |          |          |           |          |
|---|----------|----------|----------|-----------|----------|----------|----------|----------|-----------|----------|
| Air Transport                               | 819.87   | 999.74   | 1,061.21 | 1,218.89  | 1,031.79 | 936.87   | 1,198.40 | 1,288.40 | 1,268.40  | 1,176.02 |
| Transport Services                          | 1,743.24 | 2,120.35 | 2,253.48 | 2,526.81  | 2,176.34 | 1,809.17 | 2,200.55 | 2,338.71 | 2,622.37  | 2,258.65 |
| Telecommunications                          | 486.44   | 486.44   | 486.44   | 486.44    | 486.44   | 1,601.55 | 1,541.55 | 1,561.55 | 1,512.55  | 1,552.06 |
| Post  | 395.89   | 377.85   | 391.43   | 461.99    | 407.72   | 407.10   | 388.54   | 402.52   | 475.07    | 419.26   |
| Financial Institutions                      | 535.43   | 565.65   | 615.35   | 647.08    | 590.42   | 1,132.43 | 1,241.43 | 1,356.43 | 1,409.99  | 1,284.45 |
| Insurance                                   | 535.01   | 565.21   | 614.86   | 646.56    | 591.01   | 941.01   | 1,054.01 | 1,040.01 | 1,149.01  | 1,047.06 |
| Real Estate                                 | 7,106.14 | 7,633.21 | 9,615.91 | 10,181.77 | 8,655.28 | 7,148.14 | 7,677.21 | 9,670.91 | 10,261.77 | 8,711.15 |
| Business Services (Not Health or education) | 4,864.45 | 4,864.45 | 4,864.45 | 4,864.45  | 4,864.45 | 6,058.04 | 5,488.04 | 5,548.04 | 7,748.04  | 6,171.16 |
| Public Administration                       | 2,720.69 | 2,720.69 | 2,720.69 | 3,060.78  | 2,805.71 | 2,970.65 | 2,970.15 | 2,969.00 | 3,339.97  | 3,062.47 |
| Education                                   | 2,618.20 | 2,618.20 | 2,618.20 | 2,945.48  | 2,700.02 | 2,694.65 | 2,694.65 | 2,694.65 | 3,031.48  | 2,778.86 |
| Health                                      | 2,953.43 | 2,953.43 | 2,953.43 | 3,322.61  | 3,045.73 | 3,051.86 | 3,051.86 | 3,051.86 | 3,433.34  | 3,147.23 |
| Private Non Profit Organisations            | 817.08   | 817.08   | 817.08   | 919.21    | 842.61   | 756.66   | 756.66   | 756.66   | 851.24    | 780.30   |
| Other Services                              | 3,283.28 | 3,133.45 | 3,246.26 | 3,831.53  | 3,376.95 | 3,755.23 | 3,583.86 | 3,712.89 | 4,382.28  | 3,862.37 |
| Broadcasting                                | 407.02   | 407.02   | 407.02   | 457.89    | 419.74   | 462.86   | 462.99   | 462.78   | 520.58    | 477.31   |
| Implicit Price Deflator                     | 2,640.27 | 2,640.16 | 2,549.65 | 2,561.98  | 2,593.24 | 3,100.24 | 3,267.96 | 3,068.63 | 3,051.16  | 3,115.80 |

TABLE 7.4.4

**Gross Domestic Product At Current Basic Prices  
Percentage Distribution**

(=N=Million)

| <u>ACTIVITY SECTOR</u>                      | 2005   |        |        |        |        | 2006   |        |        |        |        |
|---|--------|--------|--------|--------|--------|--------|--------|--------|--------|--------|
|   | Q1     | Q2     | Q3     | Q4     | Total  | Q1     | Q2     | Q3     | Q4     | Total  |
| Crop Production                             | 23.66  | 29.02  | 32.93  | 29.41  | 29.02  | 23.36  | 27.86  | 32.47  | 29.19  | 28.50  |
| Livestock                                   | 2.31   | 2.29   | 2.03   | 2.03   | 2.15   | 2.19   | 2.03   | 2.10   | 1.88   | 2.04   |
| Forestry                                    | 0.48   | 0.45   | 0.40   | 0.38   | 0.42   | 0.49   | 0.42   | 0.36   | 0.34   | 0.40   |
| Fishing                                     | 1.19   | 1.20   | 1.20   | 1.09   | 1.17   | 1.12   | 1.06   | 1.08   | 0.99   | 1.06   |
| Coal Mining                                 | 0.00   | 0.00   | 0.00   | 0.00   | 0.00   | 0.00   | 0.00   | 0.00   | 0.00   | 0.00   |
| Crude Petroleum & Natural Gas               | 42.54  | 40.66  | 36.95  | 36.39  | 38.87  | 43.97  | 36.76  | 35.01  | 35.96  | 37.61  |
| Metal Ores                                  | 0.00   | 0.00   | 0.00   | 0.00   | 0.00   | 0.00   | 0.00   | 0.00   | 0.00   | 0.00   |
| Quarrying & Other Mining                    | 0.10   | 0.12   | 0.13   | 0.12   | 0.12   | 0.18   | 0.12   | 0.14   | 0.15   | 0.15   |
| Oil Refining                                | 0.26   | 0.19   | 0.18   | 0.17   | 0.20   | 0.27   | 0.19   | 0.19   | 0.18   | 0.20   |
| Cement                                      | 0.06   | 0.07   | 0.06   | 0.05   | 0.06   | 0.06   | 0.07   | 0.06   | 0.07   | 0.06   |
| Other Manufacturing                         | 0.57   | 2.37   | 2.18   | 4.68   | 2.57   | 0.51   | 2.02   | 2.22   | 4.04   | 2.31   |
| Electricity                                 | 0.16   | 0.19   | 0.22   | 0.19   | 0.19   | 0.24   | 0.24   | 0.25   | 0.17   | 0.22   |
| Water                                       | 0.01   | 0.01   | 0.01   | 0.01   | 0.01   | 0.01   | 0.01   | 0.01   | 0.01   | 0.01   |
| Building & Construction                     | 1.73   | 1.44   | 1.28   | 1.51   | 1.48   | 1.59   | 1.31   | 1.17   | 1.37   | 1.35   |
| Wholesale and Retail Trade                  | 15.78  | 11.14  | 11.78  | 12.92  | 12.82  | 14.49  | 16.78  | 14.01  | 13.99  | 14.77  |
| Hotel and Restaurants                       | 0.36   | 0.31   | 0.31   | 0.29   | 0.32   | 0.37   | 0.29   | 0.31   | 0.28   | 0.31   |
| Road Transport                              | 2.78   | 2.60   | 2.35   | 2.31   | 2.49   | 2.32   | 2.38   | 2.06   | 2.24   | 2.24   |
| Rail Transport & Pipelines                  | 0.00   | 0.00   | 0.00   | 0.00   | 0.00   | 0.00   | 0.00   | 0.00   | 0.00   | 0.00   |
| Water Transport                             | 0.01   | 0.01   | 0.01   | 0.01   | 0.01   | 0.01   | 0.01   | 0.01   | 0.01   | 0.01   |
| Air Transport                               | 0.02   | 0.02   | 0.02   | 0.03   | 0.02   | 0.02   | 0.02   | 0.02   | 0.02   | 0.02   |
| Transport Services                          | 0.11   | 0.12   | 0.12   | 0.15   | 0.13   | 0.10   | 0.10   | 0.10   | 0.13   | 0.11   |
| Telecommunications                          | 0.27   | 0.27   | 0.25   | 0.26   | 0.26   | 0.95   | 0.89   | 0.86   | 0.86   | 0.88   |
| Post  | 0.01   | 0.01   | 0.01   | 0.01   | 0.01   | 0.01   | 0.01   | 0.01   | 0.01   | 0.01   |
| Financial Institutions                      | 0.91   | 0.93   | 0.80   | 0.86   | 0.87   | 1.59   | 1.63   | 1.45   | 1.56   | 1.55   |
| Insurance                                   | 0.03   | 0.03   | 0.03   | 0.03   | 0.03   | 0.05   | 0.05   | 0.04   | 0.05   | 0.04   |
| Real Estate                                 | 4.31   | 4.38   | 4.85   | 5.02   | 4.67   | 3.85   | 3.78   | 4.29   | 4.46   | 4.12   |
| Business Services (Not Health or education) | 0.26   | 0.25   | 0.20   | 0.18   | 0.22   | 0.27   | 0.23   | 0.20   | 0.24   | 0.23   |
| Public Administration                       | 0.88   | 0.82   | 0.71   | 0.77   | 0.79   | 0.80   | 0.72   | 0.64   | 0.69   | 0.71   |
| Education                                   | 0.20   | 0.19   | 0.16   | 0.17   | 0.18   | 0.18   | 0.16   | 0.14   | 0.16   | 0.16   |
| Health                                      | 0.05   | 0.05   | 0.04   | 0.05   | 0.05   | 0.05   | 0.04   | 0.04   | 0.04   | 0.04   |
| Private Non Profit Organisations            | 0.00   | 0.00   | 0.00   | 0.00   | 0.00   | 0.00   | 0.00   | 0.00   | 0.00   | 0.00   |
| Other Services                              | 0.95   | 0.85   | 0.78   | 0.90   | 0.87   | 0.95   | 0.83   | 0.77   | 0.90   | 0.86   |
| Broadcasting                                | 0.01   | 0.01   | 0.01   | 0.01   | 0.01   | 0.01   | 0.01   | 0.01   | 0.01   | 0.01   |
| Total                                       | 100.00 | 100.00 | 100.00 | 100.00 | 100.00 | 100.00 | 100.00 | 100.00 | 100.00 | 100.00 |

Table 7.4.5

**Gross Domestic Product At 1990 Basic Prices  
Percentage Distribution**

**(=N=Million)**

| <b>ACTIVITY SECTOR</b>                      | <b>2005</b>   |               |               |               |               | <b>2006</b>   |               |               |               |               |
|---|---------------|---------------|---------------|---------------|---------------|---------------|---------------|---------------|---------------|---------------|
|   | <b>Q1</b>     | <b>Q2</b>     | <b>Q3</b>     | <b>Q4</b>     | <b>Total</b>  | <b>Q1</b>     | <b>Q2</b>     | <b>Q3</b>     | <b>Q4</b>     | <b>Total</b>  |
| Crop Production                             | 30.46         | 37.36         | 40.94         | 36.74         | 36.69         | 30.52         | 38.19         | 41.63         | 37.22         | 37.20         |
| Livestock                                   | 2.97          | 2.82          | 2.40          | 2.36          | 2.61          | 2.96          | 2.87          | 2.43          | 2.38          | 2.63          |
| Forestry                                    | 0.62          | 0.58          | 0.49          | 0.48          | 0.53          | 0.61          | 0.59          | 0.49          | 0.48          | 0.53          |
| Fishing                                     | 1.52          | 1.48          | 1.25          | 1.25          | 1.36          | 1.52          | 1.50          | 1.25          | 1.25          | 1.37          |
| Coal Mining                                 | 0.00          | 0.00          | 0.00          | 0.00          | 0.00          | 0.00          | 0.00          | 0.00          | 0.00          | 0.00          |
| Crude Petroleum & Natural Gas               | 27.70         | 23.87         | 23.23         | 22.99         | 24.26         | 25.92         | 20.96         | 20.67         | 20.61         | 21.85         |
| Metal Ores                                  | 0.00          | 0.00          | 0.00          | 0.00          | 0.00          | 0.00          | 0.00          | 0.00          | 0.00          | 0.00          |
| Quarrying & Other Mining                    | 0.22          | 0.27          | 0.30          | 0.27          | 0.27          | 0.23          | 0.29          | 0.31          | 0.28          | 0.28          |
| Oil Refining                                | 0.14          | 0.13          | 0.11          | 0.11          | 0.12          | 0.15          | 0.14          | 0.12          | 0.11          | 0.13          |
| Cement                                      | 0.09          | 0.08          | 0.06          | 0.06          | 0.07          | 0.09          | 0.09          | 0.07          | 0.06          | 0.07          |
| Other Manufacturing                         | 0.81          | 3.38          | 3.00          | 6.46          | 3.60          | 0.82          | 3.49          | 3.11          | 6.66          | 3.71          |
| Electricity                                 | 2.87          | 3.53          | 3.86          | 3.46          | 3.46          | 2.80          | 3.50          | 3.83          | 3.41          | 3.41          |
| Water                                       | 0.14          | 0.14          | 0.11          | 0.11          | 0.12          | 0.15          | 0.14          | 0.12          | 0.11          | 0.13          |
| Building & Construction                     | 1.89          | 1.54          | 1.28          | 1.47          | 1.52          | 1.99          | 1.65          | 1.37          | 1.56          | 1.62          |
| Wholesale and Retail Trade                  | 17.24         | 12.17         | 12.42         | 13.70         | 13.75         | 18.58         | 13.34         | 13.55         | 14.83         | 14.95         |
| Hotel and Restaurants                       | 0.46          | 0.38          | 0.37          | 0.34          | 0.38          | 0.49          | 0.41          | 0.40          | 0.36          | 0.41          |
| Road Transport                              | 2.71          | 2.53          | 2.21          | 2.18          | 2.38          | 2.70          | 2.57          | 2.24          | 2.20          | 2.40          |
| Rail Transport & Pipelines                  | 0.00          | 0.00          | 0.00          | 0.00          | 0.00          | 0.00          | 0.00          | 0.00          | 0.00          | 0.00          |
| Water Transport                             | 0.07          | 0.06          | 0.05          | 0.05          | 0.06          | 0.06          | 0.06          | 0.05          | 0.05          | 0.06          |
| Air Transport                               | 0.06          | 0.06          | 0.05          | 0.06          | 0.06          | 0.06          | 0.06          | 0.05          | 0.06          | 0.06          |
| Transport Services                          | 0.17          | 0.15          | 0.14          | 0.15          | 0.15          | 0.17          | 0.15          | 0.14          | 0.15          | 0.15          |
| Telecommunications                          | 1.47          | 1.47          | 1.32          | 1.36          | 1.40          | 1.83          | 1.89          | 1.68          | 1.73          | 1.77          |
| Post  | 0.06          | 0.06          | 0.05          | 0.05          | 0.06          | 0.07          | 0.07          | 0.06          | 0.06          | 0.06          |
| Financial Institutions                      | 4.47          | 4.32          | 3.31          | 3.40          | 3.81          | 4.36          | 4.29          | 3.27          | 3.38          | 3.77          |
| Insurance                                   | 0.15          | 0.14          | 0.12          | 0.11          | 0.13          | 0.15          | 0.15          | 0.12          | 0.12          | 0.13          |
| Real Estate                                 | 1.60          | 1.52          | 1.29          | 1.26          | 1.40          | 1.67          | 1.61          | 1.36          | 1.33          | 1.47          |
| Business Services (Not Health or education) | 0.14          | 0.14          | 0.11          | 0.10          | 0.12          | 0.14          | 0.14          | 0.11          | 0.10          | 0.12          |
| Public Administration                       | 0.85          | 0.80          | 0.67          | 0.64          | 0.73          | 0.83          | 0.79          | 0.66          | 0.63          | 0.72          |
| Education                                   | 0.20          | 0.19          | 0.16          | 0.15          | 0.17          | 0.21          | 0.20          | 0.16          | 0.16          | 0.18          |
| Health                                      | 0.05          | 0.04          | 0.04          | 0.04          | 0.04          | 0.05          | 0.05          | 0.04          | 0.04          | 0.04          |
| Private Non Profit Organisations            | 0.00          | 0.00          | 0.00          | 0.00          | 0.00          | 0.00          | 0.00          | 0.00          | 0.00          | 0.00          |
| Other Services                              | 0.76          | 0.72          | 0.61          | 0.60          | 0.66          | 0.79          | 0.76          | 0.64          | 0.62          | 0.69          |
| Broadcasting                                | 0.09          | 0.08          | 0.07          | 0.07          | 0.07          | 0.09          | 0.08          | 0.07          | 0.07          | 0.08          |
| <b>Total</b>                                | <b>100.00</b> | <b>100.00</b> | <b>100.00</b> | <b>100.00</b> | <b>100.00</b> | <b>100.00</b> | <b>100.00</b> | <b>100.00</b> | <b>100.00</b> | <b>100.00</b> |

**TABLE 7.4.6 Gross Domestic Product at Current Basic Prices (=N=Million)**

| ACTIVITY SECTOR                      |                              | 2005                |                     |                     |                     |                      |
|--------------------------------------|------------------------------|---------------------|---------------------|---------------------|---------------------|----------------------|
|                                      |                              | Q1                  | Q2                  | Q3                  | Q4                  | Total                |
| Agriculture                          |                              | <b>876,188.78</b>   | <b>1,120,272.12</b> | <b>1,434,521.13</b> | <b>1,342,216.35</b> | <b>4,773,198.38</b>  |
|                                      | 1.1 Crop Production          | 749,944.00          | 986,377.88          | 1,292,413.04        | 1,199,547.32        | 4,228,282.24         |
|                                      | 1.2 Livestock                | 73,375.52           | 77,684.62           | 79,503.85           | 82,688.33           | 313,252.32           |
|                                      | 1.3 Forestry                 | 15,272.37           | 15,388.12           | 15,504.64           | 15,620.67           | 61,785.79            |
|                                      | 1.4 Fishing                  | 37,596.90           | 40,821.50           | 47,099.60           | 44,360.03           | 169,878.03           |
| Solid Mineral                        |                              | <b>3,074.99</b>     | <b>4,038.63</b>     | <b>5,285.75</b>     | <b>4,902.15</b>     | <b>17,301.53</b>     |
|                                      | 2.1 Coal Mining              | 0.10                | 0.10                | 0.08                | 0.00                | 0.28                 |
|                                      | 2.2 Metal Ores               | 2.43                | 5.26                | 3.56                | 3.65                | 14.90                |
|                                      | 2.3 Quarrying & Other Mining | 3,072.46            | 4,033.28            | 5,282.11            | 4,898.50            | 17,286.35            |
| Crude Petroleum & Natural Gas        |                              | <b>1,348,242.20</b> | <b>1,382,231.50</b> | <b>1,450,210.10</b> | <b>1,484,199.40</b> | <b>5,664,883.21</b>  |
| Manufacturing                        |                              | <b>28,106.61</b>    | <b>89,584.92</b>    | <b>95,057.44</b>    | <b>199,957.63</b>   | <b>412,706.60</b>    |
|                                      | 4.1 Oil Refining             | 8,194.71            | 6,462.91            | 7,247.40            | 7,132.44            | 29,037.47            |
|                                      | 4.2 Cement                   | 1,929.07            | 2,452.74            | 2,174.67            | 1,945.36            | 8,501.84             |
|                                      | 4.3 Other Manufacturing      | 17,982.84           | 80,669.26           | 85,635.36           | 190,879.83          | 375,167.29           |
| Telecommunication & Post             |                              | <b>8,909.83</b>     | <b>9,526.49</b>     | <b>10,182.59</b>    | <b>10,894.30</b>    | <b>39,513.20</b>     |
|                                      | 5.1 Telecommunications       | 8,606.41            | 9,226.20            | 9,860.42            | 10,500.97           | 38,194.00            |
|                                      | 5.2 Post                     | 303.42              | 300.29              | 322.17              | 393.32              | 1,319.20             |
| Finance & Insurance                  |                              | <b>29,698.36</b>    | <b>32,474.51</b>    | <b>32,419.30</b>    | <b>36,157.28</b>    | <b>130,749.45</b>    |
|                                      | 6.1 Financial Institutions   | 28,761.00           | 31,471.62           | 31,314.59           | 34,981.17           | 126,528.38           |
|                                      | 6.2 Insurance                | 937.36              | 1,002.89            | 1,104.71            | 1,176.11            | 4,221.07             |
| Wholesale and Retail Trade           |                              | <b>500,300.84</b>   | <b>378,698.99</b>   | <b>462,163.26</b>   | <b>527,088.21</b>   | <b>1,868,251.30</b>  |
| Building and Construction            |                              | <b>54,746.48</b>    | <b>48,992.60</b>    | <b>50,388.13</b>    | <b>61,658.92</b>    | <b>215,786.12</b>    |
| Others                               |                              | <b>320,345.34</b>   | <b>333,532.06</b>   | <b>384,547.30</b>   | <b>411,424.62</b>   | <b>1,449,849.32</b>  |
| Total GDP at current price           |                              | <b>3,169,613.44</b> | <b>3,399,351.82</b> | <b>3,924,774.99</b> | <b>4,078,498.85</b> | <b>14,572,239.11</b> |
| GDP at current price – Growth Rate % |                              |                     |                     |                     |                     |                      |
| Oil                                  |                              | 1,348,242.20        | 1,382,231.50        | 1,450,210.10        | 1,484,199.40        | 5,664,883.21         |
| Non – Oil                            |                              | 1,821,371.24        | 2,017,120.32        | 2,474,564.89        | 2,594,299.45        | 8,907,355.90         |
| Oil Growth                           |                              | 16.60               | 42.69               | 41.64               | 35.07               | 33.36                |
| Non – Oil Growth                     |                              | 23.49               | 24.24               | 26.14               | 23.35               | 24.35                |
| Contribution to GDP in (%)           |                              |                     |                     |                     |                     |                      |
| Agriculture (%)                      |                              | 27.64               | 32.96               | 36.55               | 32.91               | 32.76                |
| Solid Mineral (%)                    |                              | 0.10                | 0.12                | 0.13                | 0.12                | 0.12                 |
| Crude Petroleum & Natural Gas (%)    |                              | 42.54               | 40.66               | 36.95               | 36.39               | 38.87                |
| Manufacturing (%)                    |                              | 0.89                | 2.64                | 2.42                | 4.90                | 2.83                 |
| Telecommunication & Post (%)         |                              | 0.28                | 0.28                | 0.26                | 0.27                | 0.27                 |
| Finance & Insurance (%)              |                              | 0.94                | 0.96                | 0.83                | 0.89                | 0.90                 |
| Wholesale and Retail Trade           |                              | 15.78               | 11.14               | 11.78               | 12.92               | 12.82                |
| Building and Construction            |                              | 1.73                | 1.44                | 1.28                | 1.51                | 1.48                 |
| Others (%)                           |                              | 10.11               | 9.81                | 9.80                | 10.09               | 9.95                 |
| Sectoral Growth (%)                  |                              |                     |                     |                     |                     |                      |
| Agriculture                          |                              | 21.37               | 21.47               | 24.51               | 21.19               | 22.27                |
| Solid Mineral                        |                              | -6.86               | 28.19               | 68.04               | 41.93               | 32.57                |
| Crude Petroleum & Natural Gas        |                              | 16.60               | 42.69               | 41.64               | 35.07               | 33.36                |
| Manufacturing                        |                              | 20.74               | 18.71               | 19.20               | 17.05               | 18.15                |
| Telecommunication & Post             |                              | 82.50               | 82.82               | 83.09               | 82.94               | 82.85                |
| Finance & Insurance                  |                              | 26.99               | 26.99               | 27.02               | 27.00               | 27.00                |
| Wholesale and Retail Trade           |                              | 25.73               | 28.75               | 26.97               | 23.04               | 25.86                |
| Building and Construction            |                              | 25.85               | 29.86               | 31.65               | 32.38               | 29.93                |
| Others                               |                              | 24.77               | 28.25               | 31.09               | 31.86               | 29.20                |
| Overall Growth (Quarterly & Annual)  |                              | <b>20.46</b>        | <b>31.13</b>        | <b>31.46</b>        | <b>27.37</b>        | <b>27.70</b>         |

**TABLE 7.4.6 Contd. Gross Domestic Product at Current Basic Prices  
(=N=Million)**

| ACTIVITY SECTOR                      |                              | 2006                |                     |                     |                     |                      |
|--------------------------------------|------------------------------|---------------------|---------------------|---------------------|---------------------|----------------------|
|                                      |                              | Q1                  | Q2                  | Q3                  | Q4                  | Total                |
| Agriculture                          |                              | <b>1,082,811.52</b> | <b>1,388,004.69</b> | <b>1,795,540.85</b> | <b>1,673,879.91</b> | <b>5,940,236.97</b>  |
|                                      | 1.1 Crop Production          | 931,324.96          | 1,232,947.25        | 1,619,235.44        | 1,508,111.44        | 5,291,619.08         |
|                                      | 1.2 Livestock                | 87,245.71           | 89,714.46           | 104,601.46          | 97,140.98           | 378,702.61           |
|                                      | 1.3 Forestry                 | 19,471.79           | 18,637.17           | 17,928.53           | 17,423.59           | 73,461.07            |
|                                      | 1.4 Fishing                  | 44,769.06           | 46,705.82           | 53,775.42           | 51,203.90           | 196,454.21           |
| Solid Mineral                        |                              | <b>7,294.99</b>     | <b>5,132.50</b>     | <b>7,151.56</b>     | <b>7,704.92</b>     | <b>27,283.97</b>     |
|                                      | 2.1 Coal Mining              | 0.12                | 0.12                | 0.07                | 0.00                | 0.30                 |
|                                      | 2.2 Metal Ores               | 7.43                | 5.71                | 4.87                | 4.20                | 22.21                |
|                                      | 2.3 Quarrying & Other Mining | 7,287.45            | 5,126.67            | 7,146.61            | 7,700.72            | 27,261.45            |
| Crude Petroleum & Natural Gas        |                              | <b>1,752,716.79</b> | <b>1,627,023.96</b> | <b>1,745,733.86</b> | <b>1,857,460.83</b> | <b>6,982,935.44</b>  |
| Manufacturing                        |                              | <b>33,664.67</b>    | <b>100,673.77</b>   | <b>122,728.80</b>   | <b>221,456.90</b>   | <b>478,524.14</b>    |
|                                      | 4.1 Oil Refining             | 10,571.07           | 8,337.07            | 9,349.06            | 9,200.76            | 37,457.96            |
|                                      | 4.2 Cement                   | 2,588.90            | 2,990.61            | 2,811.18            | 3,400.96            | 11,791.64            |
|                                      | 4.3 Other Manufacturing      | 20,504.71           | 89,346.08           | 110,568.56          | 208,855.18          | 429,274.54           |
| Telecommunication & Post             |                              | <b>38,070.54</b>    | <b>39,707.17</b>    | <b>43,012.51</b>    | <b>44,733.84</b>    | <b>165,524.06</b>    |
|                                      | 5.1 Telecommunications       | 37,724.57           | 39,364.77           | 42,645.17           | 44,285.36           | 164,019.87           |
|                                      | 5.2 Post                     | 345.97              | 342.40              | 367.35              | 448.48              | 1,504.19             |
| Finance & Insurance                  |                              | <b>65,275.07</b>    | <b>74,176.22</b>    | <b>74,176.22</b>    | <b>83,077.37</b>    | <b>296,704.88</b>    |
|                                      | 6.1 Financial Institutions   | 63,443.89           | 72,095.33           | 72,095.33           | 80,746.77           | 288,381.31           |
|                                      | 6.2 Insurance                | 1,831.19            | 2,080.89            | 2,080.89            | 2,330.60            | 8,323.58             |
| Wholesale and Retail Trade           |                              | <b>577,573.08</b>   | <b>742,848.04</b>   | <b>698,648.12</b>   | <b>722,725.29</b>   | <b>2,741,794.53</b>  |
| Building and Construction            |                              | <b>63,418.42</b>    | <b>58,033.27</b>    | <b>58,218.30</b>    | <b>70,662.29</b>    | <b>250,332.27</b>    |
| Others                               |                              | <b>365,454.43</b>   | <b>390,484.17</b>   | <b>441,279.21</b>   | <b>484,040.67</b>   | <b>1,681,258.47</b>  |
|                                      |                              |                     |                     |                     |                     |                      |
| Total GDP at current price           |                              | <b>3,986,279.51</b> | <b>4,426,083.77</b> | <b>4,986,489.42</b> | <b>5,165,742.02</b> | <b>18,564,594.73</b> |
|                                      |                              |                     |                     |                     |                     |                      |
| GDP at current price - Growth Rate % |                              |                     |                     |                     |                     |                      |
|                                      |                              |                     |                     |                     |                     |                      |
| Oil                                  |                              | 1,752,716.79        | 1,627,023.96        | 1,745,733.86        | 1,857,460.83        | 6,982,935.44         |
| Non – Oil                            |                              | 2,233,562.72        | 2,799,059.81        | 3,240,755.56        | 3,308,281.20        | 11,581,659.29        |
|                                      |                              |                     |                     |                     |                     |                      |
| Oil Growth                           |                              | 30.00               | 17.71               | 20.38               | 25.15               | 23.27                |
| Non - Oil Growth                     |                              | 22.63               | 38.77               | 30.96               | 27.52               | 30.02                |
|                                      |                              |                     |                     |                     |                     |                      |
| Contribution to GDP in (%)           |                              |                     |                     |                     |                     |                      |
| Agriculture (%)                      |                              | 27.16               | 31.36               | 36.01               | 32.40               | 32.00                |
| Solid Mineral (%)                    |                              | 0.18                | 0.12                | 0.14                | 0.15                | 0.15                 |
| Crude Petroleum & Natural Gas (%)    |                              | 43.97               | 36.76               | 35.01               | 35.96               | 37.61                |
| Manufacturing (%)                    |                              | 0.84                | 2.27                | 2.46                | 4.29                | 2.58                 |
| Telecommunication & Post (%)         |                              | 0.96                | 0.90                | 0.86                | 0.87                | 0.89                 |
| Finance & Insurance (%)              |                              | 1.64                | 1.68                | 1.49                | 1.61                | 1.60                 |
| Wholesale and Retail Trade           |                              | 14.49               | 16.78               | 14.01               | 13.99               | 14.77                |
| Building and Construction            |                              | 1.59                | 1.31                | 1.17                | 1.37                | 1.35                 |
| Others (%)                           |                              | 9.17                | 8.82                | 8.85                | 9.37                | 9.06                 |
|                                      |                              |                     |                     |                     |                     |                      |
| Sectoral Growth (%)                  |                              |                     |                     |                     |                     |                      |
| Agriculture                          |                              | 23.58               | 23.90               | 25.17               | 24.71               | 24.45                |
| Solid Mineral                        |                              | 137.24              | 27.08               | 35.30               | 57.17               | 57.70                |
| Crude Petroleum & Natural Gas        |                              | 30.00               | 17.71               | 20.38               | 25.15               | 23.27                |
| Manufacturing                        |                              | 19.77               | 12.38               | 29.11               | 10.75               | 15.95                |
| Telecommunication & Post             |                              | 327.29              | 316.81              | 322.41              | 310.62              | 318.91               |
| Finance & Insurance                  |                              | 119.79              | 128.41              | 128.80              | 129.77              | 126.93               |
| Wholesale and Retail Trade           |                              | 15.45               | 96.16               | 51.17               | 37.12               | 46.76                |
| Building and Construction            |                              | 15.84               | 18.45               | 15.54               | 14.60               | 16.01                |
| Others                               |                              | 14.08               | 17.08               | 14.75               | 17.65               | 15.96                |
| Overall Growth (Quarterly & Annual)  |                              | <b>25.77</b>        | <b>30.20</b>        | <b>27.05</b>        | <b>26.66</b>        | <b>27.40</b>         |

TABLE 7.4.7

**Gross Domestic Product At 1990  
Constant Basic Prices(=N=Million)**

| ACTIVITY SECTOR                                   | 2005              |                   |                   |                   |                   |
|---|-------------------|-------------------|-------------------|-------------------|-------------------|
|   | Q1                | Q2                | Q3                | Q4                | Total             |
| <b>Agriculture</b>                                | <b>42,709.30</b>  | <b>54,385.29</b>  | <b>69,379.54</b>  | <b>64,989.47</b>  | <b>231,463.61</b> |
| 1.1 Crop Production                               | 36,568.58         | 48,097.50         | 63,020.31         | 58,492.02         | 206,178.40        |
| 1.2 Livestock                                     | 3,569.09          | 3,631.18          | 3,688.36          | 3,755.22          | 14,643.86         |
| 1.3 Forestry                                      | 742.87            | 748.50            | 754.17            | 759.81            | 3,005.35          |
| 1.4 Fishing                                       | 1,828.77          | 1,908.10          | 1,916.70          | 1,982.42          | 7,636.00          |
| <b>Solid Mineral</b>                              | <b>268.44</b>     | <b>353.42</b>     | <b>461.15</b>     | <b>427.84</b>     | <b>1,510.85</b>   |
| 2.1 Coal Mining                                   | 0.03              | 0.03              | 0.03              | 0.03              | 0.12              |
| 2.2 Metal Ores                                    | 1.24              | 2.67              | 1.81              | 1.85              | 7.56              |
| 2.3 Quarrying & Other Mining                      | 267.17            | 350.72            | 459.31            | 425.96            | 1,503.16          |
| <b>Crude Petroleum &amp; Natural Gas</b>          | <b>33,248.19</b>  | <b>30,733.62</b>  | <b>35,762.76</b>  | <b>36,600.95</b>  | <b>136,345.54</b> |
| <b>Manufacturing</b>                              | <b>1,245.40</b>   | <b>4,627.43</b>   | <b>4,884.51</b>   | <b>10,547.71</b>  | <b>21,305.05</b>  |
| 4.1 Oil Refining                                  | 172.20            | 171.26            | 171.69            | 171.62            | 686.77            |
| 4.2 Cement  | 103.97            | 108.33            | 97.32             | 88.21             | 397.83            |
| 4.3 Other Manufacturing                           | 969.22            | 4,347.84          | 4,615.50          | 10,287.88         | 20,220.45         |
| <b>Telecommunication &amp; Post</b>               | <b>1,845.89</b>   | <b>1,976.13</b>   | <b>2,109.34</b>   | <b>2,243.85</b>   | <b>8,175.22</b>   |
| 5.1 Telecommunications                            | 1,769.25          | 1,896.66          | 2,027.04          | 2,158.72          | 7,851.66          |
| 5.2 Post  | 76.64             | 79.47             | 82.31             | 85.14             | 323.56            |
| <b>Finance &amp; Insurance</b>                    | <b>5,546.78</b>   | <b>5,741.20</b>   | <b>5,268.61</b>   | <b>5,587.94</b>   | <b>22,144.52</b>  |
| 6.1 Financial Institutions                        | 5,371.57          | 5,563.76          | 5,088.94          | 5,406.04          | 21,430.31         |
| 6.2 Insurance                                     | 175.21            | 177.44            | 179.67            | 181.90            | 714.21            |
| <b>Wholesale and Retail Trade</b>                 | <b>20,695.71</b>  | <b>15,665.46</b>  | <b>19,118.09</b>  | <b>21,803.81</b>  | <b>77,283.06</b>  |
| <b>Building and Construction</b>                  | <b>2,264.67</b>   | <b>1,978.90</b>   | <b>1,968.02</b>   | <b>2,332.89</b>   | <b>8,544.48</b>   |
| <b>Others</b>                                     | <b>12,224.55</b>  | <b>13,294.00</b>  | <b>14,981.57</b>  | <b>14,658.95</b>  | <b>55,159.07</b>  |
| <b>Total GDP at 1990 constant price</b>           | <b>120,048.92</b> | <b>128,755.46</b> | <b>153,933.59</b> | <b>159,193.42</b> | <b>561,931.40</b> |
|   | <b>5.32</b>       | <b>5.88</b>       | <b>6.79</b>       | <b>7.68</b>       | <b>6.51</b>       |
| <b>GDP at 1990 constant price - Growth Rate %</b> |                   |                   |                   |                   |                   |
| <b>Oil</b>  | 33,248.19         | 30,733.62         | 35,762.76         | 36,600.95         | 136,345.54        |
| <b>Non - Oil</b>                                  | 86,800.73         | 98,021.83         | 118,170.83        | 122,592.47        | 425,585.86        |
| <b>Oil Growth</b>                                 | -1.97             | -1.51             | 1.38              | 3.76              | 0.50              |
| <b>Non - Oil Growth</b>                           | 8.41              | 8.43              | 8.55              | 8.91              | 8.59              |
| <b>Contribution to GDP in (%)</b>                 |                   |                   |                   |                   |                   |
| <b>Agriculture (%)</b>                            | 35.58             | 42.24             | 45.07             | 40.82             | 41.19             |
| <b>Solid Mineral (%)</b>                          | 0.22              | 0.27              | 0.30              | 0.27              | 0.27              |
| <b>Crude Petroleum &amp; Natural Gas (%)</b>      | 27.70             | 23.87             | 23.23             | 22.99             | 24.26             |
| <b>Manufacturing (%)</b>                          | 1.04              | 3.59              | 3.17              | 6.63              | 3.79              |
| <b>Telecommunication &amp; Post (%)</b>           | 1.54              | 1.53              | 1.37              | 1.41              | 1.45              |
| <b>Finance &amp; Insurance (%)</b>                | 4.62              | 4.46              | 3.42              | 3.51              | 3.94              |
| <b>Wholesale and Retail Trade</b>                 | 17.24             | 12.17             | 12.42             | 13.70             | 13.75             |
| <b>Building and Construction</b>                  | 1.89              | 1.54              | 1.28              | 1.47              | 1.52              |
| <b>Others (%)</b>                                 | 10.18             | 10.32             | 9.73              | 9.21              | 9.82              |
| <b>Sectoral Growth (%)</b>                        |                   |                   |                   |                   |                   |
| <b>Agriculture</b>                                | 6.84              | 7.01              | 7.08              | 7.21              | 7.06              |
| <b>Solid Mineral</b>                              | 9.51              | 9.53              | 9.54              | 9.55              | 9.53              |
| <b>Crude Petroleum &amp; Natural Gas</b>          | -1.97             | -1.51             | 1.38              | 3.76              | 0.50              |
| <b>Manufacturing</b>                              | 9.12              | 8.98              | 9.77              | 9.88              | 9.61              |
| <b>Telecommunication &amp; Post</b>               | 29.36             | 29.42             | 29.65             | 29.93             | 29.61             |
| <b>Finance &amp; Insurance</b>                    | 2.84              | 2.84              | 2.86              | 2.85              | 2.85              |
| <b>Wholesale and Retail Trade</b>                 | 11.95             | 13.82             | 14.18             | 14.22             | 13.51             |
| <b>Building and Construction</b>                  | 12.05             | 12.10             | 11.78             | 12.41             | 12.10             |
| <b>Others</b>                                     | 7.43              | 7.44              | 7.40              | 7.51              | 7.45              |
| <b>Real Growth (Quarterly &amp; Annual)</b>       | <b>5.32</b>       | <b>5.88</b>       | <b>6.79</b>       | <b>7.68</b>       | <b>6.51</b>       |

TABLE 7.4.7 (Contd)

**Gross Domestic Product At 1990  
Constant Basic Prices (=N=Million)**

| ACTIVITY SECTOR                                   |                              | 2006              |                   |                   |                   |                   |
|---|------------------------------|-------------------|-------------------|-------------------|-------------------|-------------------|
|   |                              | Q1                | Q2                | Q3                | Q4                | Total             |
| <b>Agriculture</b>                                |                              | <b>45,781.60</b>  | <b>58,432.97</b>  | <b>74,430.84</b>  | <b>69,953.54</b>  | <b>248,598.95</b> |
|   | 1.1 Crop Production          | 39,237.64         | 51,727.35         | 67,649.95         | 63,007.31         | 221,622.25        |
|   | 1.2 Livestock                | 3,801.24          | 3,884.99          | 3,943.50          | 4,024.97          | 15,654.70         |
|   | 1.3 Forestry                 | 788.40            | 793.18            | 799.27            | 805.37            | 3,186.22          |
|   | 1.4 Fishing                  | 1,954.32          | 2,027.46          | 2,038.11          | 2,115.90          | 8,135.79          |
| <b>Solid Mineral</b>                              |                              | <b>296.41</b>     | <b>389.81</b>     | <b>508.03</b>     | <b>471.84</b>     | <b>1,666.09</b>   |
|   | 2.1 Coal Mining              | 0.03              | 0.03              | 0.03              | 0.03              | 0.13              |
|   | 2.2 Metal Ores               | 1.38              | 2.99              | 2.02              | 2.10              | 8.49              |
|   | 2.3 Quarrying & Other Mining | 295.00            | 386.79            | 505.97            | 469.71            | 1,657.47          |
| <b>Crude Petroleum &amp; Natural Gas</b>          |                              | <b>33,329.55</b>  | <b>28,382.20</b>  | <b>33,589.94</b>  | <b>34,891.88</b>  | <b>130,193.57</b> |
| <b>Manufacturing</b>                              |                              | <b>1,356.33</b>   | <b>5,034.19</b>   | <b>5,351.22</b>   | <b>11,564.13</b>  | <b>23,305.87</b>  |
|   | 4.1 Oil Refining             | 189.46            | 188.43            | 188.89            | 188.82            | 755.60            |
|   | 4.2 Cement                   | 115.68            | 120.98            | 108.94            | 98.08             | 443.69            |
|   | 4.3 Other Manufacturing      | 1,051.19          | 4,724.78          | 5,053.38          | 11,277.22         | 22,106.58         |
| <b>Telecommunication &amp; Post</b>               |                              | <b>2,440.49</b>   | <b>2,641.71</b>   | <b>2,822.21</b>   | <b>3,022.26</b>   | <b>10,926.67</b>  |
|   | 5.1 Telecommunications       | 2,355.50          | 2,553.58          | 2,730.95          | 2,927.86          | 10,567.90         |
|   | 5.2 Post                     | 84.98             | 88.12             | 91.26             | 94.40             | 358.77            |
| <b>Finance &amp; Insurance</b>                    |                              | <b>5,797.05</b>   | <b>6,004.87</b>   | <b>5,515.16</b>   | <b>5,929.60</b>   | <b>23,246.68</b>  |
|   | 6.1 Financial Institutions   | 5,602.46          | 5,807.44          | 5,315.08          | 5,726.76          | 22,451.74         |
|   | 6.2 Insurance                | 194.60            | 197.43            | 200.08            | 202.84            | 794.94            |
| <b>Wholesale and Retail Trade</b>                 |                              | <b>23,884.62</b>  | <b>18,064.58</b>  | <b>22,024.23</b>  | <b>25,101.78</b>  | <b>89,075.20</b>  |
| <b>Building and Construction</b>                  |                              | <b>2,558.64</b>   | <b>2,235.32</b>   | <b>2,222.41</b>   | <b>2,638.42</b>   | <b>9,654.79</b>   |
| <b>Others</b>                                     |                              | <b>13,135.10</b>  | <b>14,252.99</b>  | <b>16,034.72</b>  | <b>15,730.98</b>  | <b>59,153.79</b>  |
| <b>Total GDP at 1990 constant price</b>           |                              | <b>128,579.79</b> | <b>135,438.63</b> | <b>162,498.77</b> | <b>169,304.43</b> | <b>595,821.61</b> |
|   |                              | <b>7.11</b>       | <b>5.19</b>       | <b>5.56</b>       | <b>6.35</b>       | <b>6.03</b>       |
| <b>GDP at 1990 constant price - Growth Rate %</b> |                              |                   |                   |                   |                   |                   |
| <b>Oil</b>  |                              | 33,329.55         | 28,382.20         | 33,589.94         | 34,891.88         | 130,193.57        |
| <b>Non - Oil</b>                                  |                              | 95,250.23         | 107,056.43        | 128,908.82        | 134,412.55        | 465,628.04        |
|   |                              |                   |                   |                   |                   |                   |
| <b>Oil Growth</b>                                 |                              | 0.24              | -7.65             | -6.08             | -4.67             | <b>-4.51</b>      |
| <b>Non - Oil Growth</b>                           |                              | 9.73              | 9.22              | 9.09              | 9.64              | <b>9.41</b>       |
|   |                              |                   |                   |                   |                   |                   |
| <b>Contribution to GDP in (%)</b>                 |                              |                   |                   |                   |                   |                   |
| <b>Agriculture (%)</b>                            |                              | 35.61             | 43.14             | 45.80             | 41.32             | 41.72             |
| <b>Solid Mineral (%)</b>                          |                              | 0.23              | 0.29              | 0.31              | 0.28              | 0.28              |
| <b>Crude Petroleum &amp; Natural Gas (%)</b>      |                              | 25.92             | 20.96             | 20.67             | 20.61             | 21.85             |
| <b>Manufacturing (%)</b>                          |                              | 1.05              | 3.72              | 3.29              | 6.83              | 3.91              |
| <b>Telecommunication &amp; Post (%)</b>           |                              | 1.90              | 1.95              | 1.74              | 1.79              | 1.83              |
| <b>Finance &amp; Insurance (%)</b>                |                              | 4.51              | 4.43              | 3.39              | 3.50              | 3.90              |
| <b>Wholesale and Retail Trade</b>                 |                              | 18.58             | 13.34             | 13.55             | 14.83             | 14.95             |
| <b>Building and Construction</b>                  |                              | 1.99              | 1.65              | 1.37              | 1.56              | 1.62              |
| <b>Others (%)</b>                                 |                              | 10.22             | 10.52             | 9.87              | 9.29              | 9.93              |
|   |                              |                   |                   |                   |                   |                   |
| <b>Sectoral Growth (%)</b>                        |                              |                   |                   |                   |                   |                   |
| <b>Agriculture</b>                                |                              | 7.19              | 7.44              | 7.28              | 7.64              | 7.40              |
| <b>Solid Mineral</b>                              |                              | 10.42             | 10.30             | 10.17             | 10.29             | 10.28             |
| <b>Crude Petroleum &amp; Natural Gas</b>          |                              | 0.24              | -7.65             | -6.08             | -4.67             | <b>-4.51</b>      |
| <b>Manufacturing</b>                              |                              | 8.91              | 8.79              | 9.55              | 9.64              | 9.39              |
| <b>Telecommunication &amp; Post</b>               |                              | 32.21             | 33.68             | 33.80             | 34.69             | 33.66             |
| <b>Finance &amp; Insurance</b>                    |                              | 4.51              | 4.59              | 4.68              | 6.11              | 4.98              |
| <b>Wholesale and Retail Trade</b>                 |                              | 15.41             | 15.31             | 15.20             | 15.13             | 15.26             |
| <b>Building and Construction</b>                  |                              | 12.98             | 12.96             | 12.93             | 13.10             | 12.99             |
| <b>Others</b>                                     |                              | 7.45              | 7.21              | 7.03              | 7.31              | 7.24              |

## Appendix II

### NATIONAL BUREAU OF STATISTICS (NBS), CENTRAL BANK OF NIGERIA (CBN) AND NATIONAL COMMUNICATION COMMISSION (NCC) COLLABORATIVE SURVEY ON SOCIO-ECONOMIC ACTIVITIES IN NIGERIA 2006

#### 2.0 SAMPLE DESIGN FOR GHS AND NASS (PRIVATE FARMERS)

##### Introduction:

The sample design for the survey is based on the National Integrated Survey of Household (NISH) developed by National Bureau of Statistics (NBS). The NISH design employed a replicated sampling design that is technique by which many sample (replicates) were selected independently from a population such that each replicate sample represents the population.

Essentially, the NISH sample design is a 2-stage replicated and rotated cluster sample design with Enumeration Areas (EAs) as first stage sampling unit or Primary Sampling Unit (PSU) and Housing Units the second stage sampling units (secondary sampling units). Generally, for each state of the Federation, the NISH Master Sample is made up of 120 EAs drawn in 12 replicates. A replicate consists of 10 EAs.

##### Selection Procedures:

The EAs demarcated by the National Population Commission (NpopC) for the 1991 Population Census served as the primary Sample Frame for the design.

##### First Stage Selection:

Sixty EAs were selected with equal probability from the list of EAs in each state of the federation and 30 EAs for FCT, Abuja. The selected EAs cuts across rural and urban sectors. The study EAs for the collaborative survey were drawn from replicates 7,8,9,10,11 and 12 of the master sample of each state.

##### Second Stage Selection:

In each selected EA, a listing of housing units was carried out. The result provided the frame for the second stage selection. Ten housing units were selected systematically in each EA after the completion of the listing exercise. Thereafter, all the households within the selected HUs were interviewed using GHS questionnaire.

In the NASS (Private Farmers), a total of 32,850 Farming Housing Units (FHUs) drawn from 2,190 EAs were selected for interview for this survey. In each state, 900 farming housing units drawn from 60 EAs, were selected for studies. Four hundred and fifty farming housing units from 30 EAs were selected for study in FCT, Abuja. In each EA, 5 FHUs were studied for crop farming, 5 FHUs were covered for livestock and 5 FHUs for fishery

##### Estimation Procedures:

Let the probability of selecting the EA be  $f_j$  and the probability of selecting the housing unit be  $f_k$ . Then the product  $f = f_j f_k = \frac{1}{W_{jk}}$  where  $f_j = \frac{n}{N}$  and  $f_k = \frac{h}{H}$ .



**For GHS:**

$$\begin{aligned} \hat{Y}_i &= \frac{N}{n} \sum_{j=1}^n \frac{H}{h} \sum_{k=1}^h X_{ijk} \\ &= \frac{N}{n} \frac{H}{h} \sum_{j=1}^n \sum_{k=1}^h X_{ijk} \\ &= W_{ijk} \sum_{j=1}^n \sum_{k=1}^h X_{ijk} \quad (\text{Note: } W_{ijk} = \frac{N \cdot H}{n \cdot h}) \end{aligned}$$

Where:

- $\hat{Y}_i$  = Estimate for states
- $N$  = Total Number of EAs in  $i^{\text{th}}$  state
- $n$  = Selected number of EAs in state
- $H$  = Total number of Housing Units listed in the  $j^{\text{th}}$  EA
- $h$  = Selected number of Housing Units in the  $j^{\text{th}}$  EA.
- $X_{ijk}$  = Value of the element in the  $k^{\text{th}}$  housing unit of  $j^{\text{th}}$  EA in  $i^{\text{th}}$  state.
- $W_{ijk}$  = Weight of the element in  $k^{\text{th}}$  housing unit of the  $j^{\text{th}}$  EA in  $i^{\text{th}}$  state.

**For NASS (Private Farmers)**

$$\begin{aligned} \hat{Y}_i &= \frac{N}{n} \sum_{j=1}^n \frac{FH}{m} \sum_{k=1}^m X_{ijk} \\ &= \frac{N}{n} \frac{FH}{m} \sum_{j=1}^n \sum_{k=1}^m X_{ijk} \\ &= W_{ijk} \sum_{j=1}^n \sum_{k=1}^m X_{ijk} \end{aligned}$$

**Where**

- $\hat{Y}_i$  = Estimate for states
- $N$  = Total number of EAs in the  $i^{\text{th}}$  State
- $n$  = Selected number of EAs in the  $i^{\text{th}}$  State
- $FH$  = Total number of farming housing units listed.
- $m$  = Selected number of farming housing units
- $X_{ijk}$  = Value of the element in the  $k^{\text{th}}$  housing unit of  $j^{\text{th}}$  EA in the  $i^{\text{th}}$  state.
- $W_{ijk}$  = Weight of the element in  $k^{\text{th}}$  housing unit of the  $j^{\text{th}}$  EA in the  $i^{\text{th}}$  state.

**National Estimate:**

$$\hat{Y}_N = \sum_{i=1}^{37} \hat{Y}_i$$

where  $\hat{Y}_N$  is the National Estimate and  $\hat{Y}_i$  is the Estimate for states .

### Variance Estimate (Jackknife Method)

Estimating variances using the Jackknife method will require forming replicate from the full sample by randomly eliminating one sample cluster [Enumeration Area (EA) at a time from a state containing k EAs, k replicated estimates are formed by eliminating one of these, at a time, and increasing the weight of the remaining (k-1) EAs by a factor of k/(k-1). This process is repeated for each EA.

For a given state or reporting domain, the estimate of the variance of a rate, r, is given by

$$\text{Var}(r) = (\text{Se})^2 = \frac{1}{k(k-1)} \sum_{i=1}^k (r_i - r)^2$$

where (Se) is the standard error,

k is the number of EAs in the state or reporting domain.

r is the weighted estimate calculated from the entire sample of EAs in the state or reporting domain.

$r_i = kr - (k - 1)r_{(i)}$ , where

$r_{(i)}$  is the re-weighted estimate calculated from the reduced sample of k-1 EAs.

To obtain an estimate of the variance at a higher level, say, at the national level, the process is repeated over all states, with k redefined to refer to the total number of EAs (as opposed to the number in the states).

## Appendix III

### 3.0 SAMPLE DESIGN FOR NATIONAL INTEGRATED SURVEY OF ESTABLISHMENT

#### Introduction:

Designing an efficient sample for establishment surveys requires a broad understanding of the sectors in the economy and practical experience in sampling techniques. The final sample selection for this collaborative survey is arrived at through combinations of experiences in establishment surveys by both the Central Bank of Nigeria (CBN), National Communication Commission (NCC) and the National Bureau of Statistics (NBS).

#### The Establishment frame used for the selection:

In order to have a broad-based list of business and industrial establishments, the establishment frames from the Central Bank of Nigeria and National Bureau of Statistics were merged together. The merged frame was cleaned and validated. The cleaned and validation of the frame involve the following:

- (i) Elimination of duplications
- (ii) Removing death or moribund establishments from the frame
- (iii) Filling in missing information where feasible.

This exercise is made possible through the combined efforts of the Economic Survey and Census Division, the National Accounts Division and the Methodology Division of NBS.

Samples of 2,750 were selected from a frame of 15,556 from 14 sectors of the economy namely:

- (i) Agriculture, Hunting and Forestry (163)
- (ii) Fishing (10)
- (iii) Mining and Quarrying (75)
- (iv) Manufacturing including Petroleum Oil and Gas (769)
- (v) Building & Construction (137)
- (vi) Wholesale and Retail Trade (450)
- (vii) Hotel and Restaurants; (155)
- (viii) Organized Road Transport, (200)
- (ix) Financial Intermediation (233)
- (x) Private Professional Services (558)

#### Selection Parameters:

The following parameters are considered in the allocation of establishments to each sector and state.

- (i) Contribution of each sector to the Gross Domestic Products (GDP)
- (ii) Number of establishment in each sector by state.
- (iii) A prior knowledge of sectoral performance in the economy.

#### Selection Procedure:

Basically, the sample design used for this survey was a two-level Probability Proportion to size (PPs) in which the contribution of each sector to the GDP formed the basis of allocation at the first level while the basis of allocation at the second level was the number of establishments in each sector. A priori (purposive) allocation was also used to complement and boost the efficiency of the design.

**Overall Sample Size:**

The overall sample of establishments selected for this collaborative survey was 2,750. In arriving at this sample size, account was taken of the constraints imposed by limitation of resources, the need to ensure a manageable and controllable sample structure and the three important levels at which data are required for planning purposes, viz National, Zonal and state levels but basically, the estimates would be at national level.

**Estimation Procedure:**

If the sample of 'n' establishments is allocated to each sector with probabilities proportional to their sizes (contribution to GDP), say

$$P_i = \frac{M_i}{M_0} \text{ and } M_0 = \sum M_i$$

then the unbiased estimate of population (all establishments) total is given by:

$$\hat{y}_{pps} = \frac{1}{n} \sum_{i=1}^n \frac{y_i}{P_i}$$

and the estimate of the variance is given by:

$$\hat{V}(y_{pps}) = \frac{1}{n} \sum_{i=1}^n P_i \left[ \frac{y_i}{P_i} - \hat{y}_{pps} \right]^2$$

The unbiased estimator of the variance of the above estimator is given by:

$$\hat{V}(y_{pps}) = \frac{1}{n(n-1)} \left[ \sum_{i=1}^n \left( \frac{y_i}{P_i} \right)^2 - n \hat{y}_{pps}^2 \right]$$

## Appendix IV

### 4.0 LIST OF CONCEPTS AND DEFINITIONS ON NATIONAL INTEGRATED SURVEY OF HOUSEHOLD (NISH)

- (i) **Household Facilities:**  
These are the facilities available in the dwelling, such as toilets and kitchen, etc. Major source of lighting, drinking water and fuel most commonly used for cooking, are also included.
- (ii) **Household**  
A household consists of a person or a group of persons who live together in the same house or compound sharing the same house keeping arrangements and catered for as one unit.
- (iii) **Housing Unit**  
A housing unit is a unit of accommodation, which is occupied by one or more households.
- (iv) **House Keeping**  
These are activities which a person engages in within the household and which does not attract any payment or any payment or any form of remuneration.
- (v) **Literacy**  
A person is literate if he can read and write in any language, and can carry out simple activities such as writing letters or engage in simple conversation in a language.
- (vi) **Economy Activity**  
This is a form of work of services rendered by a person in order to contribute to the national accounts and are a component of the gross domestic product (GDP).
- (vii) **Occupation**  
This refers to the type of work, trade or profession that a person does to earn a living. Examples are:
  - (a) **Executive, Managers, Senior Officials** including those who decide policies or plan, direct and coordinate the policies and activities of enterprises/establishments or their internal departments or sections.
  - (b) **Professionals** which require high level of professional knowledge and experience in the field of physical and life sciences or social sciences and humanities. E.g. computer programmer, engineer, doctor, teacher, etc.
  - (c) **Technicians and Associate Professionals** are those who carry out technical work requiring technical knowledge and experience in the same fields as professionals, but at a lower skill level.
  - (d) **Clerks** are those whose main task require the knowledge and experience necessary to organize, store, compute and retrieve information. E.g. Office Secretary, Library Clerk, Cashier, Telephone Operators, etc.

- (e) **Service Workers/Shop and Market Sales Workers** are those people who provide services related to travel, house-keeping, catering, personal care, protection of individuals and property, services related to maintaining law and order, or selling goods in shops or at market. E.g. travel guide, cook, child-care workers, police officer, shop assistant, security guard etc.
  - (f) **Skilled Agriculture and Fishery Workers** are those whose task require the knowledge and experience necessary to produce farm, forestry and fishery products. E.g. Poultry Producers, markets gardeners, loggers, fishery workers, subsistence farmers etc.
  - (g) **Craft and Related Trade Workers** are those whose task requires the knowledge and experience of skilled traders or handicrafts, including an understanding of materials and tools to be used and of all stages of the production process. E.g. miner, carpenter, painter, welder, electrical mechanic, glassmaker, handcraft worker, baker, butcher, tailor etc.
  - (h) **Plant machine Operators and Assemblers** are those whose task requires the knowledge and experience to operate and monitor large scale and often highly automated industrial machinery and equipment. E.g. wood processing plant operator, printing machine operator, electronic equipment assembler, and bus driver crane operator etc.
  - (i) **Elementary Occupations** involve, mostly simple and routine task using hand-held tools and in some cases considerable physical strength. E.g. janitor, messenger, labourer, garbage collector etc.
- (viii) **Status in Employment**  
This gives an indication of the nature of a person's working situation.
- (a) **Employees**  
These are workers with employment contracts (explicit or implicit, written or oral), which give them a basic remuneration in cash (in form of wages, salaries, bonuses, commission from sales, piece rates etc) or in kind (in form of food, fuel, housing or training). These include paid apprentices and paid trainees, casual and seasonal workers, employees of producers' cooperative, etc. whether in the private or public sector.
  - (b) **Employers**  
These include those who work on their own account or with one or a few partners and they may engage, on a continuous or regular basis, one or more persons to work for them in their business as employees. Their business may be a corporation or a household or unincorporated enterprise.
  - (c) **Own-Account Workers**  
These include those who work on their own account or with one or more partners and do not engage any employee on a continuous or regular basis. However, they may engage employees as long as it is not on a regular or continuous basis and they may work with the help of (unpaid) contributing family workers.

- (d) **Members of Producers' Cooperatives**  
These are those who work in a cooperative environment, producing goods and services, in which each member takes part on an equal footing with other members in determining the organization of production, sales and other work, etc.
- (e) **Contributing Family Workers**  
These are those who work in a market-oriented establishment operated by a relation living in the same household who is not a partner in the business. They include young persons who work without pay in a business operated by a relation (e.g. Uncle, grandmother) and do not necessarily live in the same household.
- (f) **Others**  
This is the residual category of workers who could not be classified under any of the previously mentioned groups.

## Appendix V

### 5.0 LIST OF CONCEPTS AND DEFINITIONS FOR NATIONAL INTEGRATED SURVEY OF ESTABLISHMENT (NISE)

#### 1.0 HOTELS AND RESTAURANTS

- (i) **Number of Persons Engaged:**  
Include working proprietors and active partners, managers and directors of corporation working for pay, unpaid family workers, apprentices and others who work in the establishment for at least one-third of the normal work time without regular pay as well as paid employees.
- (ii) **Number of Paid Employees (Total Employment)**  
Include persons working in the establishment and receiving pay, as well as persons working away from the establishment who are paid by and under the control of the establishment) excluding home workers). These include all workers whether part-time, on paid sick leave or training.
- (iii) **Operatives:**  
These include cooks, stewards, bar attendants, drivers, cleaners, security personnel, etc.
- (iv) **Lodgers and Lodger-Nights:**  
Lodgers are paying guests lodging for the night in the hotel.  
Lodger-nights are number of night spent by lodgers in the hotel in a time period. For Example, if a hotel has 20 beds and lodgers occupied 18 beds in a night, the lodger-night for this day is 18.  
The same calculation must be carried out for each day in a month.
- (v) **Income from Accommodation:**  
This is the income received from room accommodation.
- (vi) **Cost of Goods Sold:**  
The total value of all goods for which ownership has been changed to others.
- (vii) **Stock/Inventories:**  
These comprise the value of all stocks owned by the company and held by or under the control of the establishment. Excluded are materials owned by others but held by the establishment for processing. Stocks acquired from others should be valued at "Purchaser's prices". (Book values are acceptable). Give details of the value of stocks/inventors at the end of each quarter.

#### MANUFACTURING

- (i) **Kind of Activity**  
This is to show the type of activity e.g. Manufacturing or industrial activity.
- (ii) **LEVEL OF EMPLOYMENT**
  - (a) **Number of Persons Engaged:**  
Include working proprietors and active partners, managers and directors of corporation working for pay, unpaid family workers, apprentices and other who work in the establishment for at least one-third of the normal work time regular pay as well as paid employees.



- (b) **Number of Paid Employees (Total Employment):**  
Include persons working in the establishment and receiving pay, as well as persons working away from the establishment who are paid by and under the control of the establishment (excluding home workers). These include all workers whether part-time, on paid sick leave or training.
- (c) **Wages and Salaries and Supplementary Benefits:**  
Include compensation paid top workers.

- (iii) **Operatives:**  
These relates to employees who are directly engaged in production in contrast to overhead activities of the establishment e.g. persons engaged in fabricating, processing or assembling, warehouse-men, truck drivers, maintenance workers etc.
- (iv) **Cost of Operation:**  
This is the total cost of materials, parts, components, containers, suppliers etc. purchased; purchased fuels, cost of contract and commission work done for you by others; electricity generated for own use and other operating expenses.  
Cost of production should not include Compensation of Employees.
- (v) **Production:**  
Quarterly output of principal product is requested under this item.

**Description of Product:**

List important goods, which were produced during the quarter. This refers to unit of measurement of Quantity which should be in standard form, e.g. metric tons, litres, metres, kilogram, etc.

**Output Value:** Enter value of goods produced during the quarter.

Validation should be at ex-factory price excluding charges for transportation or delivery and any discounts, rebates allowed to the buyer, but including such taxes as excise duty and sales tax.

- (vi) **Installed Production Capacity:**  
Enter installed or rated capacity of your plant and machinery (per quarter) for each principal product. This is expected to be above, or equal to, your quarterly output, the latter, if you are producing to capacity and the former if you are producing below capacity.
- (vii) **Stock/Inventories:**  
These comprise the value of all stocks owned by the company and held by or under the control of the establishment. Excluded are materials owned by others but held by the establishment for processing. Stocks acquired from others should be valued at "purchaser's prices". (Book value are acceptable).  
Give details of the value of stocks/investors at the end of each quarter.

## PRIVATE PROFESSIONAL SERVICES

1. **Kind of Professional Activity:**  
This is a specialised kind of vocation such as “legal profession”, “medical profession”, “Real Estate Profession”, etc.
2. **Professional Employees:**  
Include employees whose qualifications are registered with a government recognised professional association such as:
  - (a) Nigeria Bar Association
  - (b) Nigeria Medical Association
  - (c) COREN
3. **Sub-Professional Employees:**  
Include employees who have completed studies beyond the secondary level or above but who are not qualified to be listed as professionals.
4. **Clerks and other Workers:**  
Include employees whose work support that of professionals and sub-professional employees.
5. **Wages and Salaries and Supplementary Benefits:**  
Include wages and salaries and supplementary benefits paid to workers.
6. **Stock/Inventories:**  
These comprise the value of all stocks owned by the company and held by or under the control of the establishment. Excluded are materials owned by others but held by the establishment for processing. Stocks acquired from others should be valued at “purchaser’s prices”. (Book values are acceptable).  
Give details of the value of stocks/investors at the end of each quarter.

## MINING & QUARRYING

1. **Kind of Activity:**  
This is to show the type of activity e.g. Mining, Milling, Quarrying.
2. **Number of Persons Engaged:**  
Include working proprietors and active partners, managers and directors of corporation working for pay, unpaid family workers, apprentices and others who work in the establishment for at least one-third of the normal working time without regular pay as well as paid employees.
3. **Number of Paid Employees (Total Employment):**  
Include persons working in the establishment and receiving pay, as well as persons working away from the establishment who are paid and under the control of the establishment (excluding home workers). These include all workers, part-time, on paid sick leave or training.
4. **Wages and Salaries and Supplementary Benefits:**  
Include wages and salaries and supplementary benefits paid to workers.

5. **Operatives:**  
This relates to employees who are directly engaged in production in contrast to overhead activities of the establishment e.g. persons engaged in fabricating, processing or assembling, warehouse-men, truck drivers, maintenance workers, etc.
6. **Cost of Production:**  
This is the total cost of materials, parts, components, containers, suppliers, etc. purchased fuels, cost of contract and commission work done for you by others; electricity generated for own use and other operating of expenses.
7. **Production:**  
Monthly output of principal product is requested under this item.  
  
**Description of Product:** List important goods, which were produced during the quarter. This refers to unit of measurement of Quantity which should be in standard form, e.g. metric tons, litres, metres, kilogram, etc.  
  
**Output Value:** Enter value of goods produced during the quarter. Validation should be at ex-factory price excluding charges forB transportation or delivery and any discounts, rebates allowed to the buyer, but including such indirect taxes as excise duty and sales tax.
8. **Stock/Inventories:**  
These comprise the value of all stocks owned by the company and held by or under the control of the establishment. Excluded are materials owned by others but held by the establishment for processing. Stocks acquired from others should be valued at "purchaser's prices". (Book values are acceptable).  
Give details of the value of stocks/investors at the end of each quarter.

#### **ROAD TRANSPORT OPERATORS**

1. **Kind of activity:**  
This includes road transportation of goods and passengers.
2. **Number of Persons Engaged:**  
This include working proprietors and active partners, managers and directors of corporation working for pay, unpaid family workers, apprentices and others who work in the establishment for at least one-third of the normal work time without regular pay as well as paid employees.
3. **Number of Paid Employees (Total Employment):**  
Include persons working in the establishment and receiving pay, as well as persons working away from the establishment who are paid by and under the control of the establishment (excluding home workers). These include all workers whether part-time, on paid sick leave or training.
4. **Operatives (Labour & Service Workers):**  
This relates to employees who are directly engaged in transportation in contrast to overhead activities of the establishment e.g. drivers, mechanic, conductors, etc.
5. **Wages and Salaries and Supplementary Benefits:**  
Include wages and salaries and supplementary benefits.

6. **Stock/Inventories:**  
These comprise the value of all stocks owned by the company and held by or under the control of the establishment. Excluded are materials owned by others but held by the establishment for processing. Stocks acquired from others should be valued at “purchaser’s prices”. (Book values are acceptable).  
Give details of the value of stock/investors at the end of each quarter.

#### **WHOLESALE & RETAIL**

1. **Number of Persons Engaged:**  
This include working proprietors and active partners, managers and directors of corporation working for pay, unpaid family workers, apprentices and others who work in the establishment for at least one-third of the normal work time without regular pay as well as paid employees.
2. **Number of Paid Employees (Total Employment):**  
Include persons working in the establishment and receiving pay, as well as persons working away from the establishment who are paid by and under the control of the establishment (excluding home workers). These include all workers whether part-time, on paid sick leave or training.
3. **Operatives:**  
These are shop assistants, sales attendants, driver(s) etc.
4. These wages and salaries and supplementary benefits.
5. (i) **Sales:** These are the total receipts.
- (ii) **Other Incomes:** These include discount granted, bonuses, etc
- ((iii) **Cost of Goods Sold:**These include total payment for all goods bought for resale.
- (iv) **Other Costs:** These include total payment for rent, electricity transportation, rates, etc

These should not include Compensation of Employees

6. **Stock/Inventories:**  
These comprise the value of all stock owned by the company and held by or under the control of the establishment. Excluded are materials owned by others but held by the establishment for processing. Stocks acquired from others should be valued at “purchaser’s prices”. (Book values are acceptable). Give details of the value of stocks/investors at the end of each quarter.

#### **BUILDING & CONSTRUCTION**

1. **Kind of Activity:**  
This is to show the type of activity e.g. Building, Civil Engineering or other Construction.
2. **Number of Persons Engaged:**  
This include working proprietors and active partners, managers and directors of corporation working for pay, unpaid family workers,

apprentices and others who work in the establishment for at least one-third of the normal work time without regular pay as well as paid employees.

3. **Number of Paid Employees (Total Employment):**  
Include persons working in the establishment and receiving pay, as well as persons working away from the establishment who are paid by and under the control of the establishment (excluding home workers). These include all workers whether part-time, on paid sick leave or training.
4. **Artisans:** These are skilled workers
5. **Wages and Salaries and Supplementary Benefits:**  
Include wages and salaries and supplementary benefits paid to workers
6. **Number of Construction Work Started and Number Completed:**
  - (i) A building is deemed to have started if in addition to site preparation, the foundation of the building is laid.
  - (ii) Other projects are roads, bridges, ports and harbours, inland waterways, canals, railways, airway, stadia, etc.
  - (iii) If buildings and other projects are started or completed in other states besides the state in which the firm is located, details of the states and the number of buildings or projects started or completed should be shown in a separate list, and attached to the questionnaire.
7. **Value of Work Done (GROSS):**  
Include receipts from all construction activities done for an independent owner, investor and the value of construction on your own account. This is the total value of work done during the quarter(s).
8. **Other Income Received:**  
Include receipt from hire of plants and machinery, sales of plants in the same condition as purchased, fixed assets and other receipt excluding receipts from construction work.
9. **Cost of Materials, Supplies, etc:**  
Include materials that are physically incorporated in the construction work, etc. such as Wall and Decking materials, timber and wood, bitumen, laterite, granites, etc. used in construction work. Others include petrol and other fields for vehicles, cost of electricity purchased during the quarter from NEPA, etc.
10. **Stock/Inventories:**  
These comprise the value of all stocks owned by the company and held by or under the control of the establishment. Excluded are materials owned by others but held by the establishment for processing. Stocks acquired from others should be value at "purchaser's prices". (Book values are acceptable). Give details of the value of stocks/investors at the end of each quarter.