



NATIONAL BUREAU OF STATISTICS

# Liquefied Petroleum Gas (Cooking Gas) Price Watch

---

(AUGUST 2019)

**Report Date: September 2019**

*Data Source: National Bureau of Statistics (NBS)*

# Contents

<b>Executive Summary</b> .....	<b>1</b>
<b>Average Cooking Gas Prices Across States – 5KG Refilling</b> .....	<b>2</b>
<b>Average Cooking Gas Prices Across Zones – 5KG Refilling</b> .....	<b>3</b>
<b>12 Month Average Prices – 5KG Refilling</b> .....	<b>4</b>
<b>Average Cooking Gas Prices Across States – 12.5KG Refilling</b> .....	<b>5</b>
<b>Average Cooking Gas Prices Across Zones – 12.5KG Refilling</b> .....	<b>6</b>
<b>12 Month Average Prices – 12.5KG Refilling</b> .....	<b>7</b>
<b>Appendix - Tables</b> .....	<b>8</b>
<b>Methodology</b> .....	<b>10</b>
<b>Acknowledgment and Contact</b> .....	<b>11</b>

# Executive Summary

Average price for the refilling of a 5kg cylinder for Liquefied Petroleum Gas (Cooking Gas) decreased by -1.21% month-on-month and by -2.62% year-on-year to N2,000.34 in August 2019 from N2,024.80 in July 2019.

States with the highest average price for the refilling of a 5kg cylinder for Liquefied Petroleum Gas (Cooking Gas) were Adamawa (N2,488.75), Bauchi (N2,468.89) and Borno (N2,391.07).

States with the lowest average price for the refilling of a 5kg cylinder for Liquefied Petroleum Gas (Cooking Gas) were Osun (N1,694.44), Enugu (N1,718.05) and Abuja (N1,739.17).

Similarly, average price for the refilling of a 12.5kg cylinder for Liquefied Petroleum Gas (Cooking Gas) increased by 0.09% month-on-month and decreased by -3.35% year-on-year to N4,220.11 in August 2019 from N4,216.29 in July 2019.

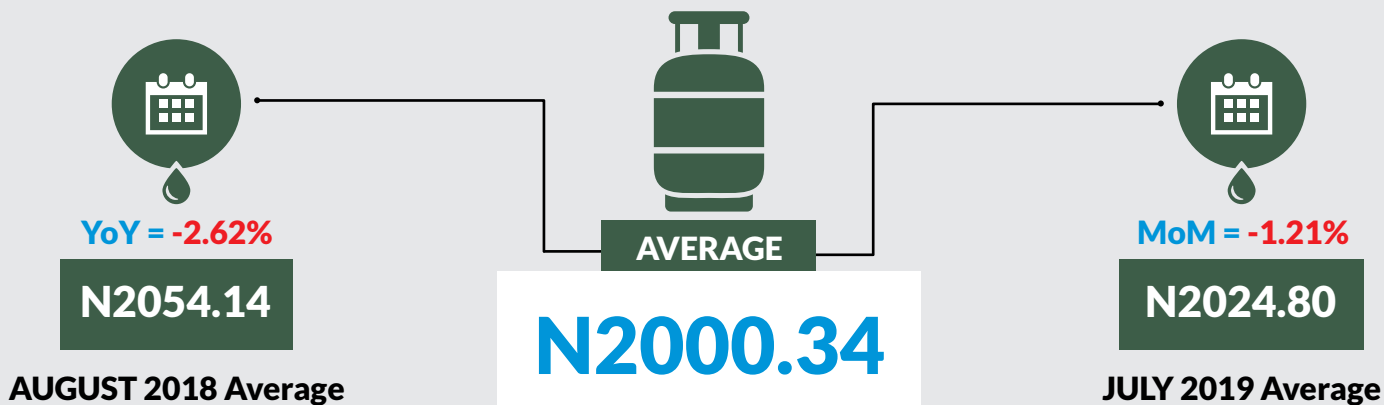
States with the highest average price for the refilling of a 12.5kg cylinder for Liquefied Petroleum Gas (Cooking Gas) were Akwa Ibom (N4,648.61), Benue (N4,625.00) and Enugu (N4,586.09).

States with the lowest average price for the refilling of a 12.5kg cylinder for Liquefied Petroleum Gas (Cooking Gas) were Kano (N3,800.00), Lagos (N3,845.33) and Oyo (N3,872.45).

# Liquefied Petroleum Gas (Cooking Gas) Price Watch - August 2019



## Average Cooking Gas Prices Across States – 5KG Refilling



### STATES WITH THE HIGHEST AVERAGE PRICES IN AUGUST 2019

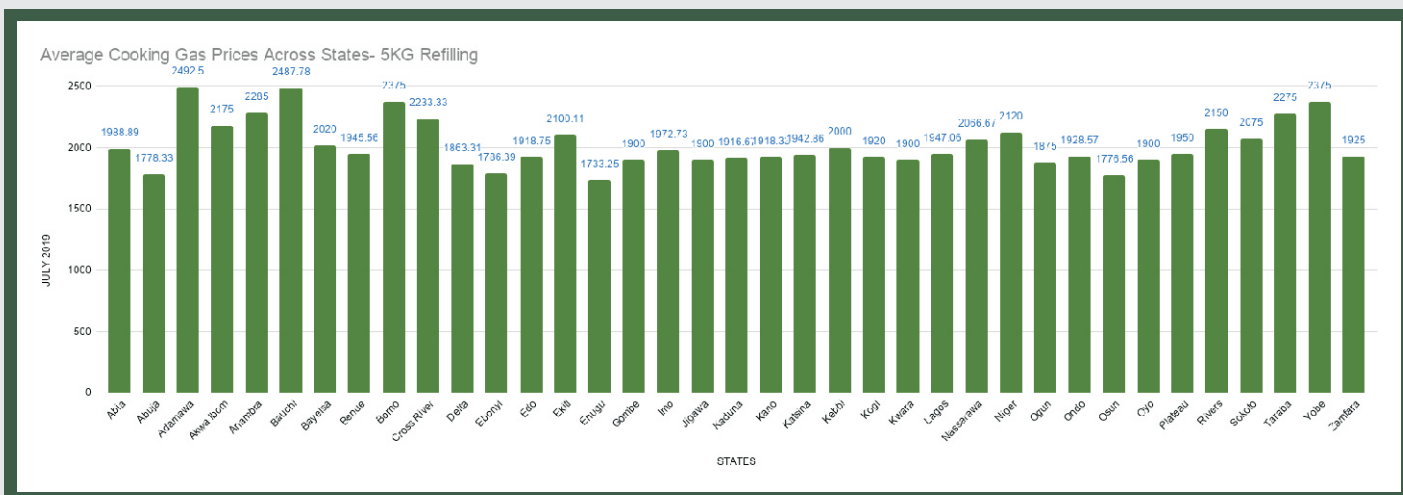


### STATES WITH THE LOWEST AVERAGE PRICES IN AUGUST 2019



	Aug-19	YoY	MoM
ADAMAWA	2488.75	15.74	-0.15
BAUCHI	2468.89	-0.85	-0.76
BORNO	2391.07	-0.37	0.68

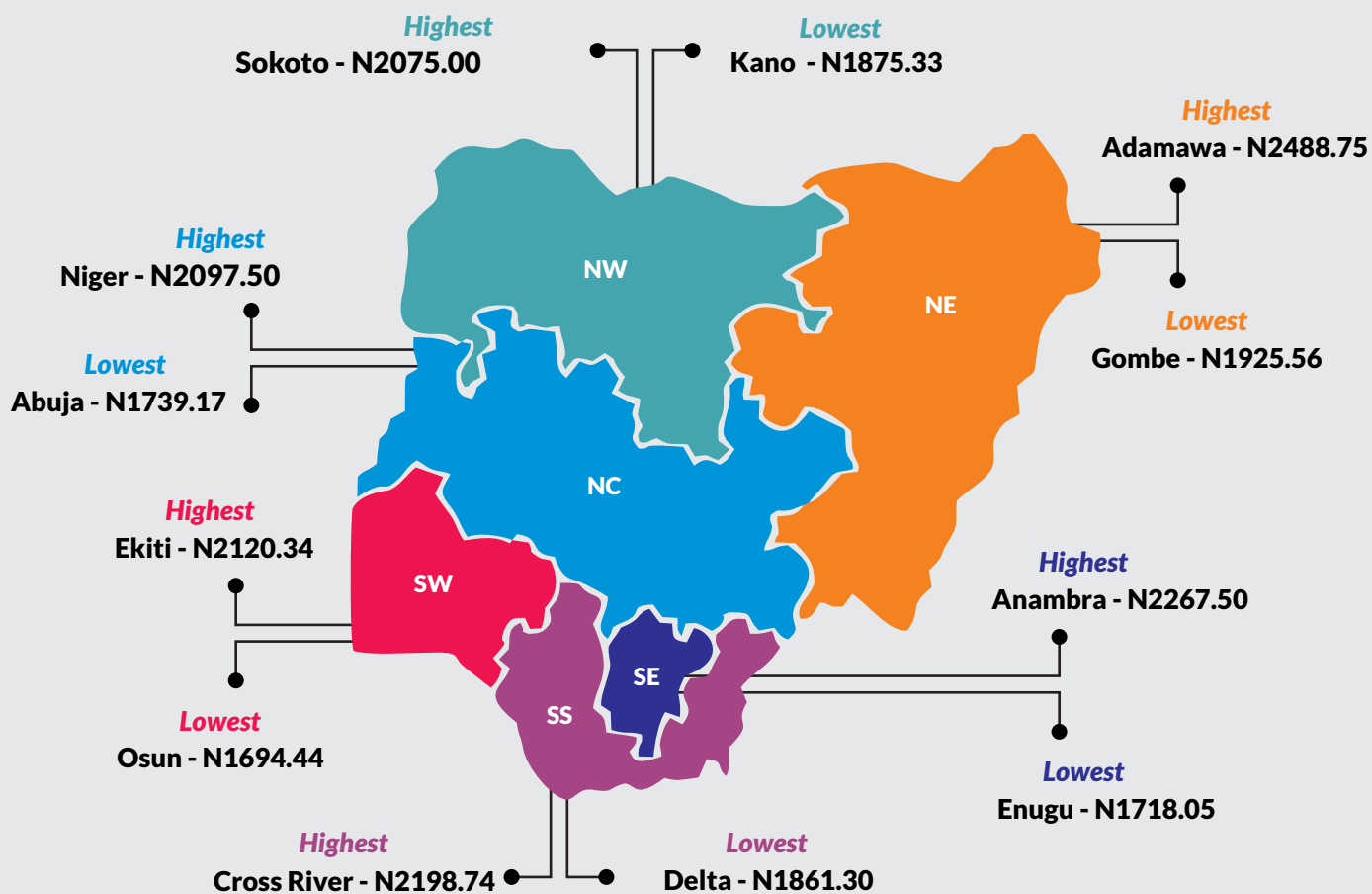

	Aug-19	YoY	MoM
OSUN	1694.44	-22.03	-4.62
ENUGU	1718.05	-4.08	-0.88
ABUJA	1739.17	-9.42	-2.20



# Liquefied Petroleum Gas (Cooking Gas) Price Watch - August 2019



## Average Cooking Gas Prices Across Zones – 5KG Refilling



# Liquefied Petroleum Gas (Cooking Gas) Price Watch - August 2019



## 12 Months Average Prices- 5KG Refilling

September 2018	
Average	<b>2107.48</b>
YoY	<b>10.26</b>
MoM	<b>2.60</b>

October 2018	
Average	<b>2145.30</b>
YoY	<b>-9.64</b>
MoM	<b>1.79</b>

November 2018	
Average	<b>2084.74</b>
YoY	<b>-12.33</b>
MoM	<b>-2.82</b>

December 2018	
Average	<b>2052.79</b>
YoY	<b>-9.84</b>
MoM	<b>-1.53</b>

August 2018	
Average	<b>2054.14</b>
YoY	<b>3.19</b>
MoM	<b>2.17</b>



January 2019	
Average	<b>2039.82</b>
YoY	<b>-6.86</b>
MoM	<b>-0.63</b>

July 2019	
Average	<b>2024.80</b>
YoY	<b>0.71</b>
MoM	<b>1.47</b>

August 2019	
Average	<b>2000.34</b>
YoY	<b>-2.62</b>
MoM	<b>-1.21</b>

February 2019	
Average	<b>2067.68</b>
YoY	<b>-4.09</b>
MoM	<b>1.37</b>

June 2019	
Average	<b>1995.38</b>
YoY	<b>-1.94</b>
MoM	<b>-1.61</b>

May 2019	
Average	<b>2028.04</b>
YoY	<b>-2.13</b>
MoM	<b>-0.90</b>

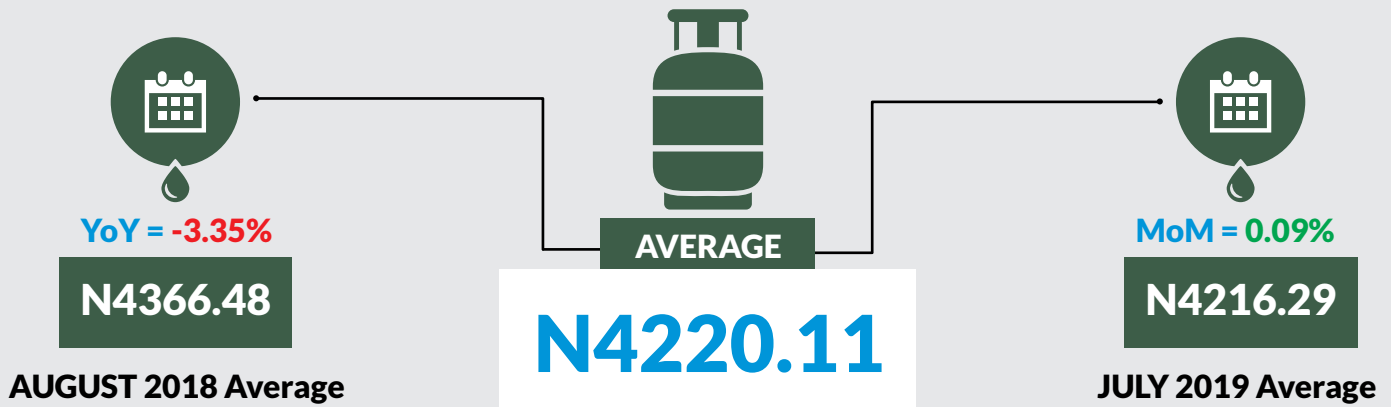
April 2019	
Average	<b>2046.53</b>
YoY	<b>-0.57</b>
MoM	<b>-0.87</b>

March 2019	
Average	<b>2064.45</b>
YoY	<b>-1.25</b>
MoM	<b>-0.16</b>

# Liquefied Petroleum Gas (Cooking Gas) Price Watch - August 2019



## Average Cooking Gas Prices Across States - 12.5KG Refilling



### STATES WITH THE HIGHEST AVERAGE PRICES IN AUGUST 2019

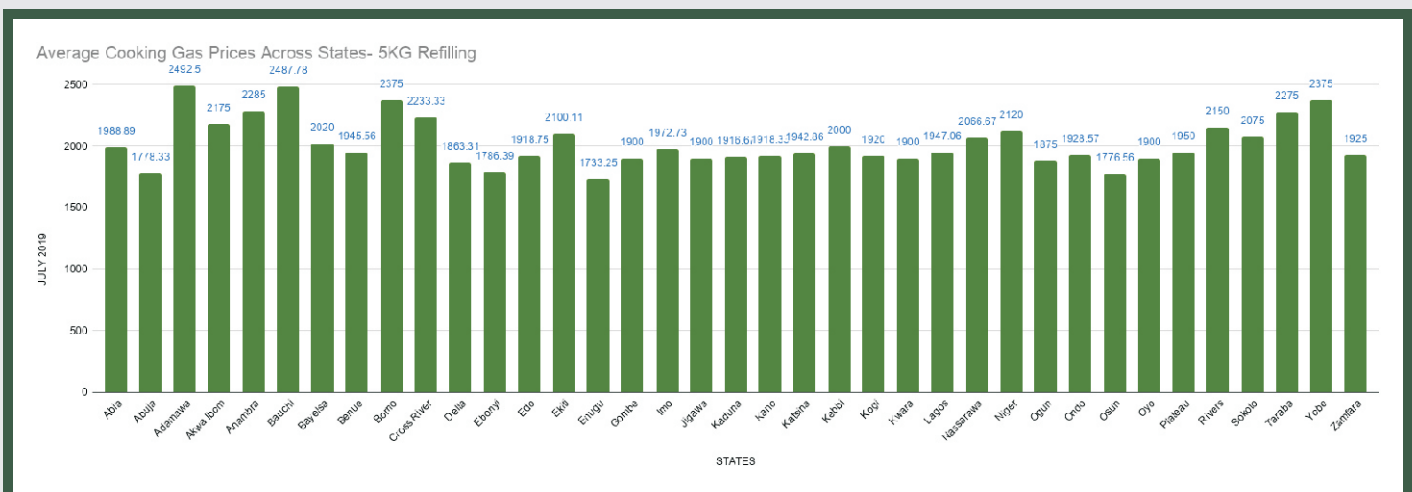


	Aug-19	YoY	MoM
AKWA IBOM	4648.61	-2.14	-0.18
BENUE	4625.00	-9.31	0.53
ENUGU	4586.09	10.26	0.00

### STATES WITH THE LOWEST AVERAGE PRICES IN AUGUST 2019



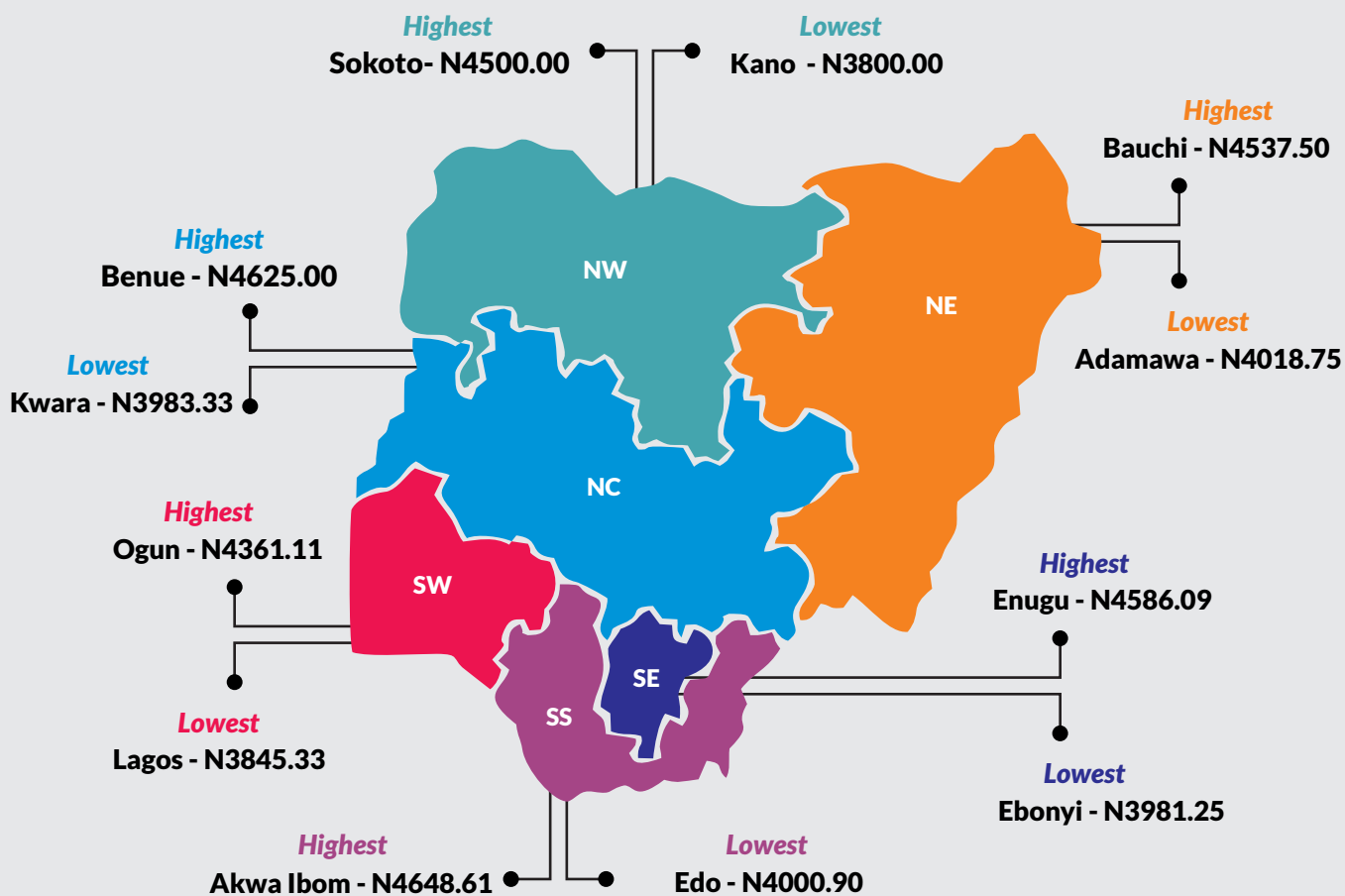

	Aug-19	YoY	MoM
LAGOS	3800.00	-10.38	0.00
OYO	3845.33	-2.71	-0.87
KANO	3872.45	-1.92	0.95



# Liquefied Petroleum Gas (Cooking Gas) Price Watch - August 2019



## Average Cooking Gas Prices Across Zones – 12.5KG Refilling





# Liquefied Petroleum Gas (Cooking Gas) Price Watch - August 2019



## 12 Months Average Prices- 12.5KG Refilling

September 2018	
Average	<b>4376.19</b>
YoY	<b>11.14</b>
MoM	<b>0.22</b>

October 2018	
Average	<b>4446.19</b>
YoY	<b>-2.52</b>
MoM	<b>1.60</b>

November 2018	
Average	<b>4242.26</b>
YoY	<b>-6.61</b>
MoM	<b>-4.59</b>

December 2018	
Average	<b>4332.02</b>
YoY	<b>1.63</b>
MoM	<b>2.12</b>

August 2018	
Average	<b>4366.48</b>
YoY	<b>8.00</b>
MoM	<b>2.88</b>



January 2019	
Average	<b>4277.86</b>
YoY	<b>-1.25</b>
MoM	<b>-1.16</b>

July 2019	
Average	<b>4216.29</b>
YoY	<b>-0.66</b>
MoM	<b>-0.23</b>

August 2019	
Average	<b>4220.11</b>
YoY	<b>-3.35</b>
MoM	<b>0.09</b>

February 2019	
Average	<b>4244.91</b>
YoY	<b>-2.04</b>
MoM	<b>-0.77</b>

June 2019	
Average	<b>4226.04</b>
YoY	<b>-1.24</b>
MoM	<b>0.13</b>

May 2019	
Average	<b>4220.44</b>
YoY	<b>-1.82</b>
MoM	<b>-0.79</b>

April 2019	
Average	<b>4253.91</b>
YoY	<b>-0.35</b>
MoM	<b>-0.13</b>

March 2019	
Average	<b>4259.48</b>
YoY	<b>0.14</b>
MoM	<b>0.34</b>



# GAS FILLING (GAS) PRICE WATCH(5KG)

STATE LABEL	ITEM LABEL	Jan-16	Feb-16	Mar-16	Apr-16	May-16	Jun-16	Jul-16	Aug-16	Sep-16	Oct-16	Nov-16	Dec-16	Jan-17	Feb-17	Mar-17	Apr-17	May-17	Jun-17	Jul-17	Aug-17	Sep-17	Oct-17	Nov-17	Dec-17	Jan-18	Feb-18	Mar-18	Apr-18	May-18	Jun-18	Jul-18	Aug-18	Sep-18	Oct-18	Nov-18	Dec-18	Jan-19	Feb-19	Mar-19	Apr-19	May-19	Jun-19	Jul-19	Aug-19	Year on Year %	Month on Month %	
Abia	Gas in small cylinder (L.e Skg) refilling	1657.86	1658.33	1658.33	1745.00	1657.14	1842.86	2133.33	1864.27	1835.71	2162.36	1814.29	1834.29	2591.67	3000.00	2362.50	2466.67	2533.33	2112.50	2357.14	1771.43	1942.50	2356.25	2177.77	2128.57	2125.00	2088.89	2016.67	2156.25	2018.75	2075.00	2000.00	2116.67	2200.00	2145.00	2300.50	2112.50	2084.62	2056.25	2122.22	2166.67	1911.11	1988.89	1956.66		-7.56	-1.62	
Abuja	Gas in small cylinder (L.e Skg) refilling	1900.00	1833.33	1833.33	1800.00	1850.00	2050.00	1800.00	1870.00	1921.90	1805.00	1866.67	1800.00	2780.00	2600.00	2380.00	2500.00	2340.00	2150.00	1740.00	2040.00	2400.00	2000.00	2300.00	2100.00	2040.00	1820.00	1800.00	1840.00	1900.00	1730.00	1920.00	1900.00	1960.00	1800.00	2000.00	1900.00	1892.00	1900.00	1875.00	1700.00	1788.33	1791.17		-9.42	-2.30		
Adamawa	Gas in small cylinder (L.e Skg) refilling	1900.00	1900.00	1900.00	1800.00	1775.00	1800.00	2150.00	1750.00	1843.75	1817.86	1800.00	1825.00	2550.00	2500.00	2700.00	2500.00	2400.00	2390.00	2375.00	1720.00	2000.00	2350.00	2330.00	2275.00	2000.00	2000.00	2000.00	2010.00	2030.00	2066.67	2050.00	2150.28	2275.00	2300.00	2214.29	2275.00	2350.00	2400.00	2375.00	2075.00	2485.00	2492.50	2488.75		15.74	-0.15	
Akwai Ibom	Gas in small cylinder (L.e Skg) refilling	1712.50	1983.33	2133.33	1705.65	2033.33	1856.83	1850.00	1800.00	1850.00	2136.67	1816.67	1933.33	2520.00	3000.00	2530.00	2380.00	2590.00	2241.67	2158.33	2214.29	2028.57	2395.00	2207.14	2350.00	2300.00	2057.14	2350.00	2057.14	2196.67	2016.67	2066.67	2133.33	2300.00	2196.00	2350.68	2300.00	2200.00	2265.00	2210.00	2100.00	2175.00	2156.19		1.07	-0.86		
Anambra	Gas in small cylinder (L.e Skg) refilling	1725.00	1666.67	1666.67	1747.50	1766.67	2070.00	2079.17	2198.33	1895.00	2209.71	2235.71	2163.33	2580.00	2000.00	2516.67	2471.43	2571.14	2228.57	2300.00	2207.69	2010.00	2346.15	2457.14	2220.00	2442.86	2204.17	2291.43	2204.17	2296.43	2424.86	2250.00	2345.45	2330.77	2389.29	2247.37	2330.77	2275.00	2169.23	2275.00	2200.00	2250.00	2285.00	2267.50		-3.32	-0.77	
Bauchi	Gas in small cylinder (L.e Skg) refilling	1900.00	1900.00	1900.00	1800.00	1948.00	2000.00	1950.00	1940.00	1846.66	2000.00	2000.00	2000.00	2500.00	2416.67	2350.00	2400.00	2175.00	2400.00	2300.00	2300.00	2300.00	2500.00	2314.4	2300.00	2250.00	2300.00	2400.00	2200.00	2500.00	2500.00	2500.00	2490.00	2400.00	2550.00	2300.00	2500.00	2500.00	2500.00	2500.00	2513.33	2500.00	2450.00	2487.78	2488.89		0.85	-0.76
Bayelsa	Gas in small cylinder (L.e Skg) refilling	1900.00	1900.00	1900.00	1900.00	1994.00	2000.00	1850.00	1925.00	1914.33	2235.71	2000.00	2550.00	2000.00	2500.00	2000.00	2568.18	2300.00	2300.00	2240.00	2022.73	1930.00	2400.00	2000.00	2000.00	2000.00	2000.00	2000.00	2000.00	2000.00	2091.67	2100.00	2190.00	1981.11	1933.33	2000.00	2000.00	2000.00	2000.00	2000.00	2000.00	2000.00	2000.00	2000.00	1900.00		-1.00	-1.98
Benue	Gas in small cylinder (L.e Skg) refilling	1977.50	1900.00	1900.00	2033.33	2050.00	1883.33	1833.33	2082.14	2270.00	2262.50	2050.00	2700.00	2400.00	2350.00	2450.00	2000.00	2200.00	2200.00	2200.00	1800.00	2000.00	2372.57	2740.00	2666.67	2300.00	2000.00	2366.67	2100.00	2306.67	2280.00	2270.00	2210.00	2350.00	2353.70	2000.00	2000.00	1980.00	2020.00	2066.67	1900.00	1870.00	1945.56	1907.78		-13.68	-1.94	
Borno	Gas in small cylinder (L.e Skg) refilling	1850.00	1800.00	1800.00	1864.67	1864.67	2090.00	2075.00	2035.00	1840.00	2438.86	2364.29	2070.00	2011.11	2825.00	2650.00	2228.57	2377.50	2228.57	2214.29	2115.56	1914.29	2372.50	2380.00	2488.89	2000.00	2487.50	2428.57	2465.33	2401.43	2400.00	2440.00	2488.89	2266.67	2540.00	2325.00	2400.00	2362.50	2066.67	2400.00	2362.50	2342.86	2407.14	2375.00	2391.07		-0.37	0.68
Cross River	Gas in small cylinder (L.e Skg) refilling	1800.00	1891.67	1891.67	1816.67	1890.00	1850.00	2050.00	1833.33	1888.02	2091.12	1815.00	1845.00	2600.00	2000.00	2511.11	2440.00	2250.00	2272.22	2245.45	2133.33	2008.33	2394.44	2262.50	2097.37	2145.00	2150.00	2135.00	2100.00	2132.50	2163.00	2095.43	2111.11	2166.67	2111.11	2086.67	2000.00	2350.00	2450.00	2400.00	2350.00	2113.64	2321.34	2233.33	2198.74		4.15	1.55
Delta	Gas in small cylinder (L.e Skg) refilling	1858.33	1812.50	1812.50	1812.50	1850.00	1850.00	2150.00	2112.50	1864.67	2392.82	1820.00	1803.33	2636.36	2984.62	2500.00	2375.00	2435.85	2076.92	1771.43	1878.67	1892.86	2406.25	2542.85	2320.00	2020.00	2100.00	1900.00	2000.00	2175.71	1985.71	1902.31	2041.67	2142.86	2150.00	2015.38	2300.00	2230.00	2300.00	2331.43	2232.86	1867.33	1859.29	1863.31	1861.30		-8.83	-0.11
Ebonyi	Gas in small cylinder (L.e Skg) refilling	1700.00	1700.00	1700.00	1735.00	1775.00	1815.00	1845.83	2179.22	2239.62	1883.33	2200.00	1800.00	2387.50	2500.00	2225.00	1866.67	1883.33	2000.00	2525.00	2333.33	1860.00	1783.33	1690.00	1699.66	1916.67	1908.33	1910.00	1970.00	1975.00	1972.50	1800.00	1840.00	2000.00	1916.67	1908.33	1910.00	1970.00	1975.00	1972.50	1800.00	1732.50	1786.39	1750.00		-4.89	-2.04	
Edo	Gas in small cylinder (L.e Skg) refilling	1750.00	1766.67	1766.67	1737.50	1700.00	1850.00	2137.50	1862.50	2171.01	2262.00	1816.67	1983.33	2500.00	3000.00	2780.00	2383.33	2525.00	2186.67	2244.29	2240.63	1897.33	2380.00	2500.00	2236.67	2146.88	2085.71	2194.74	2000.00	1846.15	1949.29	1731.25	1950.00	1964.29	1973.08	2080.00	2000.00	2130.00	2000.00	2065.00	1983.43	1714.17	1800.00	1918.75	1874.00		-3.90	-2.33
Ekiti	Gas in small cylinder (L.e Skg) refilling	1800.00	1800.00	1800.00	1786.80	2000.00	2000.00	2000.00	1859.89	1836.60	1825.00	1942.86	2580.00	2477.78	2300.00	2070.83	2075.00	1745.45	1893.75	2350.00	2262.50	2062.50	2066.67	1920.00	1895.00	1813.63	1795.00	1800.00	1820.00	1846.15	2011.11	2167.86	2300.00	1953.33	1961.54	1923.08	1960.00	1948.21	2210.00	2200.56	2100.11	2103.34	1485		0.96	14.85		
Enugu	Gas in small cylinder (L.e Skg) refilling	1712.50	1712.50	1712.50	2000.00	2000.00	2000.00	1825.00	2044.95	2025.75	1900.00	2292.33	2533.33	2944.44	2500.00	2480.00	2480.00	2562.50	2210.00	2200.00	1933.33	1775.56	2500.00	2565.00	2400.00	2115.56	2215.00	2185.56	2098.33	1838.57	1899.90	1860.00	1799.11	1865.43	1918.18	2000.00	1948.46	1672.22	1680.00	1769.23	1853.85	1763.64	1702.86	1733.25	1718.05		-4.08	-0.88
Gombe	Gas in small cylinder (L.e Skg) refilling	1700.00	1700.00	1700.00	1700.00	2000.00	2000.00	1700.00	2123.52	1940.43	2000.00	1900.00	2000.00	2500.00	2500.00	2650.00	2500.00	2600.00	2250.00	2300.00	2050.00	2000.00	2050.00	2350.00	2150.00	2200.00	2500.00	2300.00	2150.00	2100.00	2360.95	2314.29	2354.55	2487.50	2500.00	2200.00	1733.33	2023.33	2000.00	2011.67	2011.67	2122.22	2011.11	1900.00	1925.56		-18.22	1.35
Ifo	Gas in small cylinder (L.e Skg) refilling	1750.00	1950.00	1950.00	1820.00	2010.00	2250.00	2150.00	2168.20	1894.97	2250.00	1987.75	2342.86	2700.00	2600.00	2500.00	2500.00	2537.50	2340.00	2320.00	2155.56	1890.00	2482.86	2150.00	2577.14	2333.33	2171.43	1985.71	1833.33	1825.00	1840.00	1820.00	1866.67	1925.00	1942.86	2075.00	2077.80	1985.71	1916.67	1915.00	1938.67	1962.50	1875.00	1927.73	1925.00		3.13	-2.42
Jigawa	Gas in small cylinder (L.e Skg) refilling	1800.00	1800.00	1800.00	1950.00	2000.00	1970.00	1970.00	1870.00	1970.00	1970.00	2000.00	2000.00	2500.00	2500.00	2250.00	2500.00	2450.00	2500.00	2500.00	1800.00	1775.00	2400.00	2254	2100.00	2180.00	2133.33	1950.00	1812.50	1950.00	1952.86	1950.00	1900.00	2100.00	2200.00	2200.00	1916.67	1966.67	2000.00	2080.00	1833.33	1933.33	1850.00	1900.00	1900.00		0.00	0.00
Kaduna	Gas in small cylinder (L.e Skg) refilling	1900.00	1900.00	1900.00	1853.33	2000.00	2250.00	1866.67	1826.00	2155.24	1880.00	2200.00	2566.67	2500.00	2250.00	2500.00	2300.00	2000.00	2000.00	2145.00	2175.00	1750.00	2400.00	2450.00	2000.00	2000.00	1966.67	1897.37	1687.50	1716.67	1810.00	1825.00	1890.00	2000.00	2000.00	1888.67	1755.33	1725.00	1740.17	1800.00	1891.67	1851.67	1916.67	1925.00		5.48	0.43	

# Methodology

Field work is done solely by over 700 NBS Staff in all States of the federation supported by supervisors who are monitored by internal and external observers.

Fuel Prices are collected across all the 774 local governments across all States and the FCT from over 10,000 respondents and locations and reflect actual prices households state they actually bought those fuels together with the prices reportedly sold by the fuel suppliers.

The average of all these prices is then reported for each state and the average for the country is the average for the state.

NBS audit team subsequently conducts randomly selected verification of prices recorded.

# Acknowledgements/Contacts

## Acknowledgements

We acknowledge our technical partners, Proshare in the design, concept and production of this publication.





## Contact Us

 @nigerianstat

 NBSNigeria

 [www.nigerianstat.gov.ng](http://www.nigerianstat.gov.ng)

 **Head Office Address**  
Plot 762, Independence Avenue, Central  
Business District, FCT, Abuja Nigeria.

 +234 803 386 5388

 [feedback@nigerianstat.gov.ng](mailto:feedback@nigerianstat.gov.ng)