



NATIONAL BUREAU OF STATISTICS

Automotive Gas Oil (Diesel) Price Watch

(JULY 2019)

Report Date: August 2019

Data Source: National Bureau of Statistics (NBS)

Contents

Executive Summary	1
Average PMS Prices Across States	2
Average PMS Prices Across Zones	3
12 Months Average Prices	4
Appendix - Tables	5
Methodology	6
Acknowledgment and Contact	7

Executive Summary


Average price paid by consumers for automotive gas oil (diesel) increased by 0.12% month-on-month and 10.10% year-on-year to N224.96 in July 2019 from N224.69 in June 2019.

States with the highest average price of diesel were Borno (N258.89), Niger (N243.75) and Kwara (N243.00).

States with the lowest average price of diesel were Rivers (N204.06), Plateau (N202.00) and Bayelsa (N195.00).



Average Diesel Prices Across States



STATES WITH THE HIGHEST AVERAGE PRICES IN JULY 2019

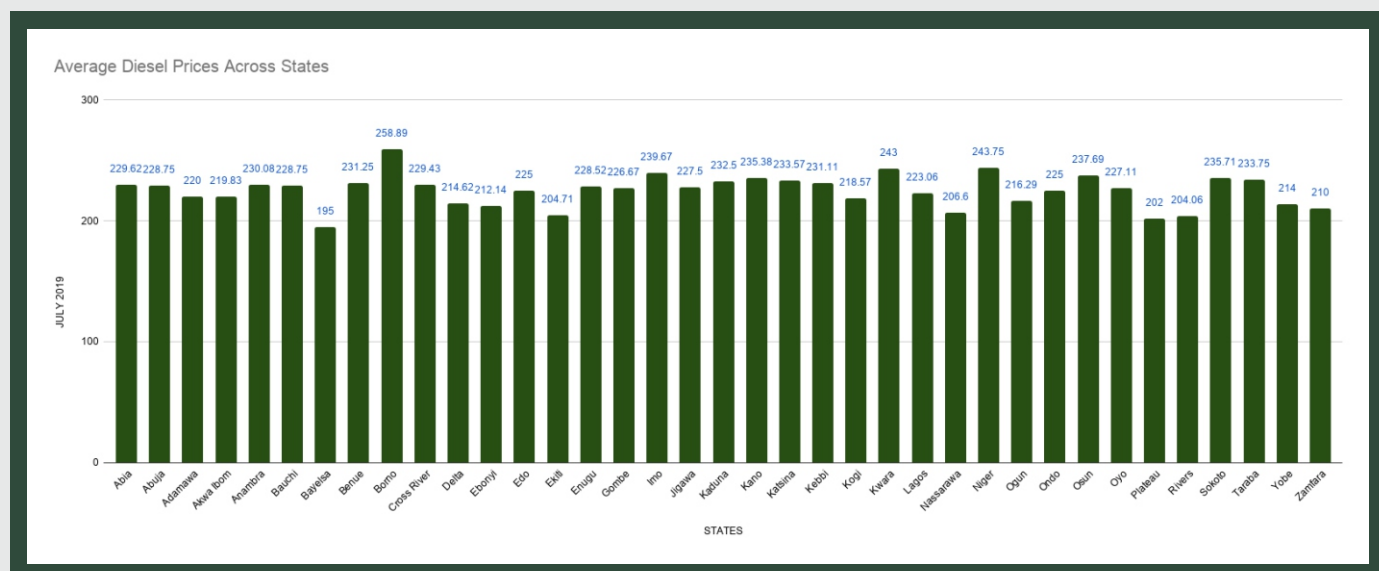


	July-19	YoY %	MoM %
BORNO	258.89	4.60	-2.92
NIGER	243.75	21.54	5.22
KWARA	243.00	16.83	2.10

STATES WITH THE LOWEST AVERAGE PRICES IN JULY 2019

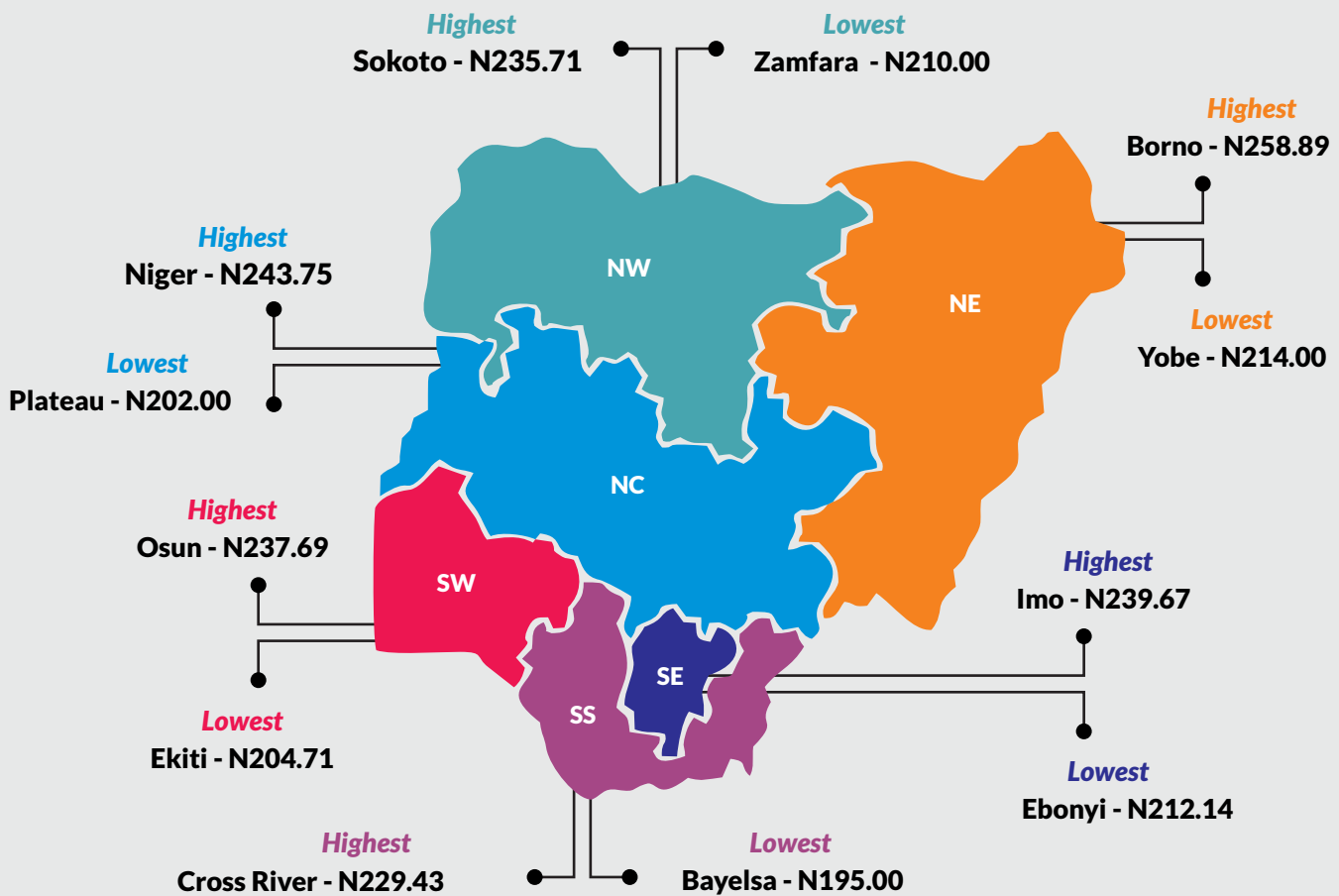



	July-19	YoY %	MoM %
RIVERS	204.06	4.75	-6.39
PLATEAU	202.00	1.00	10.18
BAYELSA	195.00	2.34	-4.49





Average Diesel Prices Across States



Automotive Gas Oil (Diesel) Price Watch - July 2019



Average Diesel Prices Across States

August 2018	
Average	207.98
YoY	5.99
MoM	1.79


September 2018	
Average	211.64
YoY	14.52
MoM	1.76

October 2018	
Average	219.33
YoY	8.60
MoM	3.63

November 2018	
Average	219.54
YoY	10.18
MoM	0.10

July 2018	
Average	204.32
YoY	3.39
MoM	-0.32

December 2018	
Average	221.56
YoY	7.25
MoM	0.92



June 2019	
Average	224.69
YoY	9.62
MoM	-1.46

July 2019	
Average	224.96
YoY	10.10
MoM	0.12

January 2019	
Average	225.09
YoY	5.27
MoM	1.59

May 2019	
Average	228.02
YoY	10.87
MoM	-1.15

April 2019	
Average	230.67
YoY	12.88
MoM	0.66

March 2019	
Average	229.16
YoY	11.02
MoM	1.58

February 2019	
Average	225.61
YoY	7.49
MoM	0.23

Methodology

Field work is done solely by over 700 NBS Staff in all States of the federation supported by supervisors who are monitored by internal and external observers.

Fuel Prices are collected across all the 774 local governments across all States and the FCT from over 10,000 respondents and locations and reflect actual prices households state they actually bought those fuels together with the prices reportedly sold by the fuel suppliers.

The average of all these prices is then reported for each state and the average for the country is the average for the state.

NBS audit team subsequently conducts randomly selected verification of prices recorded.

Acknowledgements/Contacts

Acknowledgements

We acknowledge our technical partners, Proshare in the design, concept and production of this publication.





Contact Us

 @nigerianstat

 NBSNigeria

 www.nigerianstat.gov.ng

 **Head Office Address**
Plot 762, Independence Avenue, Central
Business District, FCT, Abuja Nigeria.

 +234 803 386 5388

 feedback@nigerianstat.gov.ng