



NATIONAL BUREAU OF STATISTICS

Petroleum Products Imports and Consumption (Truck Out) Statistics

(Q2 2019)

Report Date: August 2019

Data Source: National Bureau of Statistics (NBS)

Contents

Executive Summary	1
Petroleum Products Importation Summary - Q2 2019	2
State Distribution of Truck-Out Volume -All States	
Abia	5
Adamawa	6
Akwa ibom	7
Anambra	8
Bauchi	9
Bayelsa	10
Benue	11
Borno	12
Cross river	13
Delta	14
Ebonyi	15
Edo	16
Ekiti	17
Enugu	18
Gombe	19
Imo	20
Jigawa	21
Kaduna	22
Kano	23
Katsina	24
Kebbi	25
Kogi	26
Kwara	27
Lagos	28
Nasarawa	29
Niger	30
Ogun	31
Ondo	32
Osun	33
Oyo	34
Plateau	35
Rivers	36
Sokoto	37
Taraba	38
Yobe	39
Zamfara	40
FCT	41
Total	42
Q2 2019 Daily Average	43
Methodology	44
Appendix	45
Acknowledgements/Contacts	49

Executive Summary

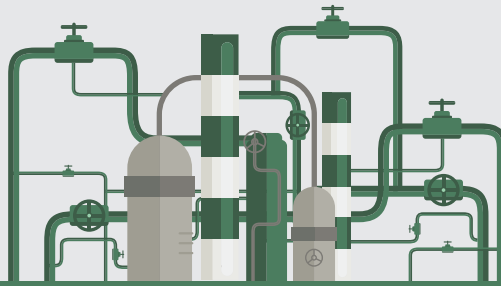
The petroleum products importation statistics for Q2 2019 reflected that 5.61 bln litres of premium motor spirit (PMS), 1.38 bln litres of automotive gas oil (AGO), 12.22 mln litres of Household kerosene (HHK), 131.36 mln litres of aviation turbine kerosene (ATK), 77.24 mln litres of base oil, 41.79 mln litres of bitumen, 27.68 mln litres of low pour fuel oil (LPFO) and 354.70 mln liters of Liquefied Petroleum Gas (LPG) were imported into the country in Q2 2019.

State-wide distribution of truck-out volume for Q2 2019 showed that 5.18 bln of premium motor spirit (PMS), 1.28 bln litres of automotive gas oil (AGO), 131.42 mln litres of household kerosene (HHK), 176.14 mln litres of aviation turbine kerosene (ATK) and 157.29 mln of Liquefied Petroleum Gas (LPG) were distributed nationwide during the period under review.



Q2 2019 Petroleum Products Importation Summary

Volume = Litres



Q2 2019 IMPORT DATA (APR - JUN) 2019

PREMIUM MOTOR SPIRIT

APRIL	MAY	JUNE	TOTAL
2,067,288,815	2,010,645,340	1,527,690,435	5,605,624,590

BASE OIL

APRIL	MAY	JUNE	TOTAL
17,378,276	32,437,445	27,425,114	77,240,835

AUTOMOTIVE GAS OIL

APRIL	MAY	JUNE	TOTAL
351,179,323	452,187,791	580,389,733	1,383,756,847

BITUMEN

APRIL	MAY	JUNE	TOTAL
10,449,254	19,979,971	11,361,332	41,790,557

HHK


APRIL	MAY	JUNE	TOTAL
----	0	12,219,411	12,219,411

LPFO (Low Pour Fuel Oil)

APRIL	MAY	JUNE	TOTAL
10,845,037	6,133,873	10,700,925	27,679,835

AVIATION TURBINE KEROSENE

APRIL	MAY	JUNE	TOTAL
13,055,989	75,095,016	43,208,064	131,359,069



Q2 2019 Petroleum Products Importation Summary



April 2019
Volume



May 2019
Volume



June 2019
Volume



Argentina

MT	LITRES
----	----

MT	LITRES
----	----

MT	LITRES
24,877.745	42,953,027

MT	LITRES
----	----

MT	LITRES
----	----

MT	LITRES
----	----



Equatorial Guinea

MT	LITRES
----	----

MT	LITRES
----	----

MT	LITRES
----	----

MT	LITRES
----	----

MT	LITRES
6,003.644	10,628,560

MT	LITRES
----	----



Kenya

MT	LITRES
3,995.328	6,764,994

MT	LITRES
----	----

MT	LITRES
----	----

MT	LITRES
----	----

MT	LITRES
----	----

MT	LITRES
----	----



USA

MT	LITRES
18,998.965	33,124,720

MT	LITRES
----	----

MT	LITRES
23,755.669	41,747,287

MT	LITRES
----	----

MT	LITRES
47,407.072	82,309,250

MT	LITRES
----	----



Nigeria

MT	LITRES
31,410.669	54,111,188

MT	LITRES
----	----

MT	LITRES
24,045.163	41,129,753

MT	LITRES
----	----

MT	LITRES
24,071.247	41,930,629

MT	LITRES
----	----

TOTAL

MT	LITRES
54,404.962	94,000,902

MT	LITRES
----	----

MT	LITRES
72,678.577	125,830,067

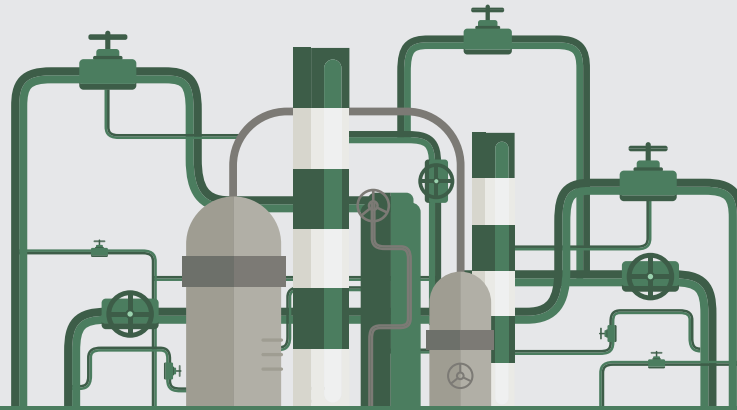
MT	LITRES
----	----

MT	LITRES
77,481.963	134,868,439

MT	LITRES
----	----



Q2 2019 Petroleum Products Importation Summary



SUMMARY

IMPORT

LOCAL



MT

22,994.293

LITRES

39,889,714

APRIL



MT

48,633.414

LITRES

84,700,314

MAY



MT

53,410.716

LITRES

92,937,810

JUNE



MT

125,038.423

LITRES

217,527,838

TOTAL



MT

31,410.669

LITRES

54,111,188

APRIL



MT

24,045.163

LITRES

41,129,753

MAY



MT

24,071.247

LITRES

41,930,629

JUNE



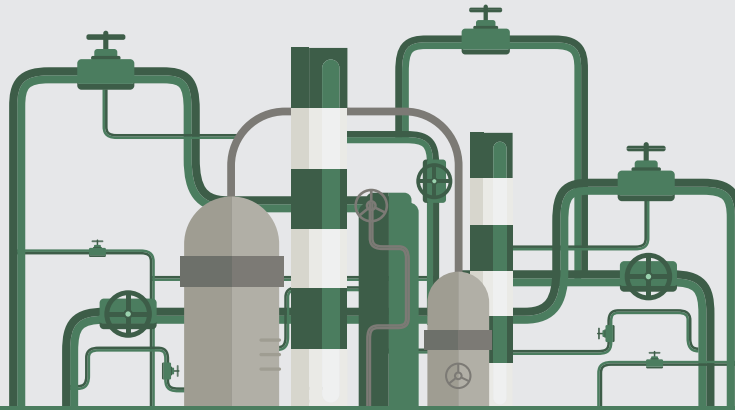
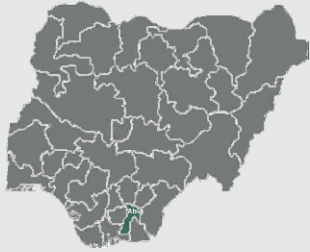
MT

79,527.079

LITRES

137,171,570

TOTAL



PREMIUM MOTOR SPIRIT



Number of Trucks

2,964



Volume In Litres

124,598,388



Percentage Share

2.41

HOUSEHOLD KEROSENE



Number of Trucks

154



Volume In Litres

5,875,300



Percentage Share

4.47

AUTOMOTIVE GAS OIL



Number of Trucks

412



Volume In Litres

14,741,340



Percentage Share

1.15

AVIATION TURBINE KEROSENE



Number of Trucks

0



Volume In Litres

0



Percentage Share

0.00

LPG



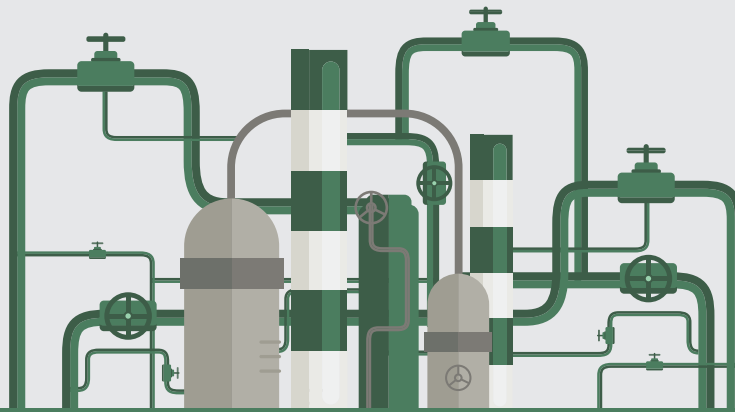
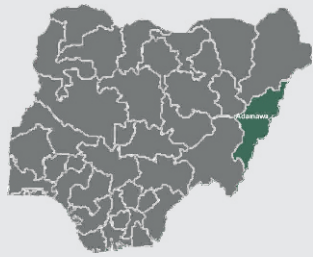
Quantity

1,261,762.00



Percentage Share

0.80



PREMIUM MOTOR SPIRIT



Number of Trucks

3,419



Volume In Litres

151,383,442



Percentage Share

2.92

HOUSEHOLD KEROSENE



Number of Trucks

19



Volume In Litres

751,000



Percentage Share

0.57

AUTOMOTIVE GAS OIL



Number of Trucks

373



Volume In Litres

15,723,132



Percentage Share

1.22

AVIATION TURBINE KEROSENE



Number of Trucks

1



Volume In Litres

45,000



Percentage Share

0.03

LPG



Quantity

274,590.00



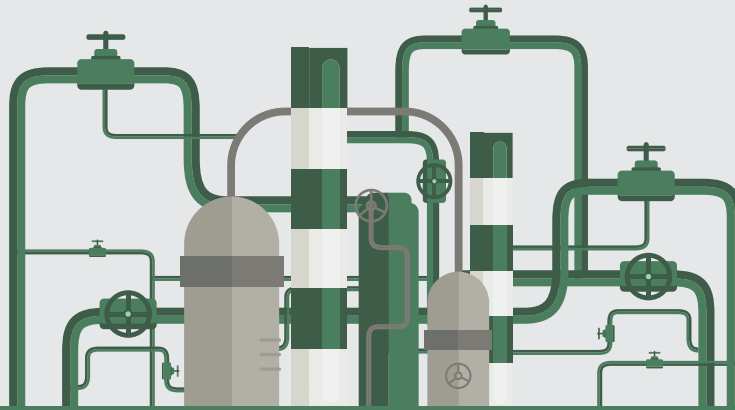
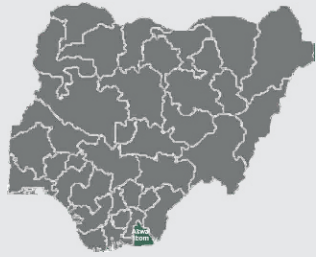
Percentage Share

0.17

Petroleum Products Importation and Consumption (Truck Out) – Q2 2019

State Distribution Of Truck-Out Volume

Akwa Ibom State



PREMIUM MOTOR SPIRIT



Number of Trucks

3,006



Volume In Litres

115,924,685



Percentage Share

2.24

HOUSEHOLD KEROSENE



Number of Trucks

158



Volume In Litres

4,437,100



Percentage Share

3.38

AUTOMOTIVE GAS OIL



Number of Trucks

475



Volume In Litres

24,380,926



Percentage Share

1.90

AVIATION TURBINE KEROSENE



Number of Trucks

3



Volume In Litres

130,000



Percentage Share

0.07

LPG



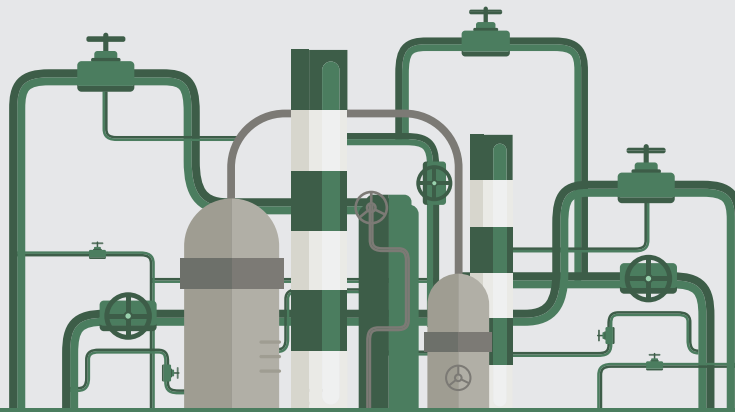
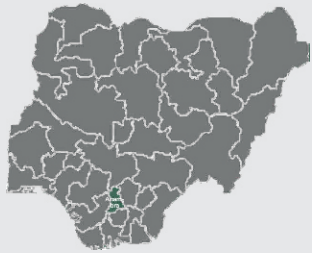
Quantity

3,962,378.00



Percentage Share

2.52



PREMIUM MOTOR SPIRIT



Number of Trucks

2,843



Volume In Litres

130,606,767



Percentage Share

2.52

HOUSEHOLD KEROSENE



Number of Trucks

189



Volume In Litres

6,569,091



Percentage Share

5.00

AUTOMOTIVE GAS OIL



Number of Trucks

722



Volume In Litres

26,590,306



Percentage Share

2.07

AVIATION TURBINE KEROSENE



Number of Trucks

1



Volume In Litres

45,000



Percentage Share

0.03

LPG



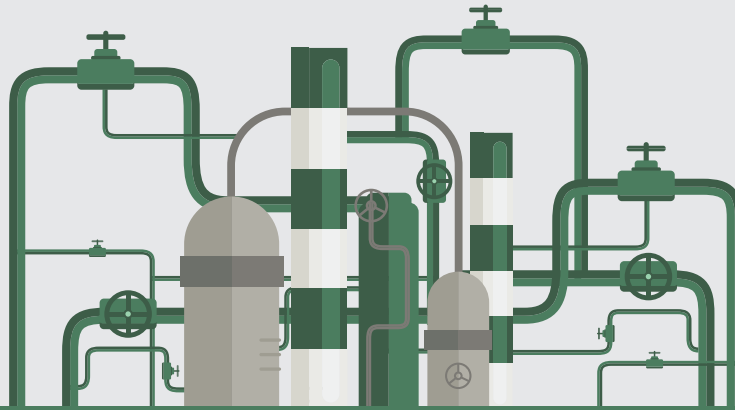
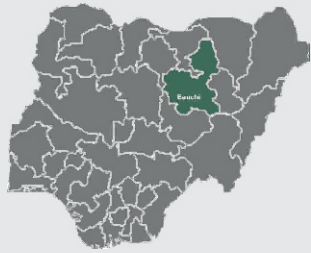
Quantity

8,000,472.00



Percentage Share

5.09



PREMIUM MOTOR SPIRIT



Number of Trucks

425



Volume In Litres

21,255,392



Percentage Share

0.41

HOUSEHOLD KEROSENE



Number of Trucks

22



Volume In Litres

884,000



Percentage Share

0.67

AUTOMOTIVE GAS OIL



Number of Trucks

233



Volume In Litres

9,986,470



Percentage Share

0.78

AVIATION TURBINE KEROSENE



Number of Trucks

0



Volume In Litres

0



Percentage Share

0.00

LPG



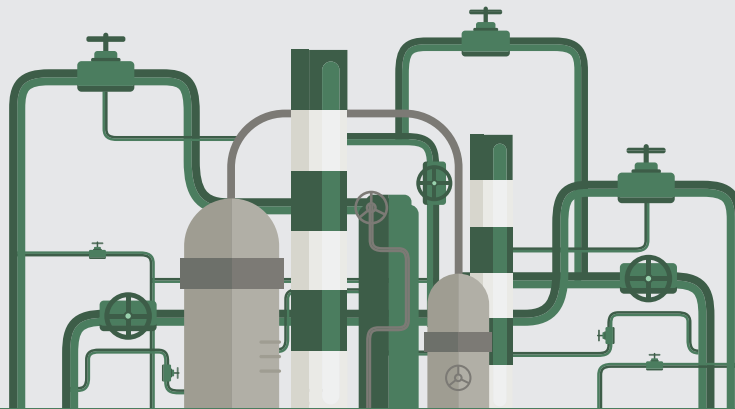
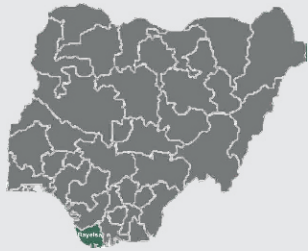
Quantity

381,744.00



Percentage Share

0.24



PREMIUM MOTOR SPIRIT



Number of Trucks

650



Volume In Litres

27,170,616



Percentage Share

0.52

HOUSEHOLD KEROSENE



Number of Trucks

0



Volume In Litres

0



Percentage Share

0.00

AUTOMOTIVE GAS OIL



Number of Trucks

89



Volume In Litres

2,957,456



Percentage Share

0.23

AVIATION TURBINE KEROSENE



Number of Trucks

0



Volume In Litres

0



Percentage Share

0.00

LPG



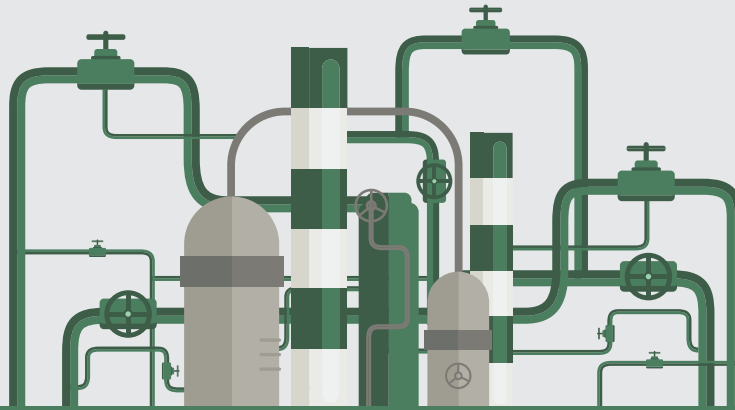
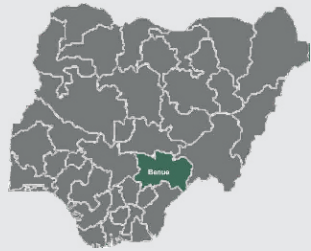
Quantity

1,967,459.00



Percentage Share

1.25



PREMIUM MOTOR SPIRIT



Number of Trucks

2,570



Volume In Litres

112,481,555



Percentage Share

2.17

HOUSEHOLD KEROSENE



Number of Trucks

52



Volume In Litres

1,744,000



Percentage Share

1.33

AUTOMOTIVE GAS OIL



Number of Trucks

298



Volume In Litres

11,996,511



Percentage Share

0.93

AVIATION TURBINE KEROSENE



Number of Trucks

0



Volume In Litres

0



Percentage Share

0.00

LPG



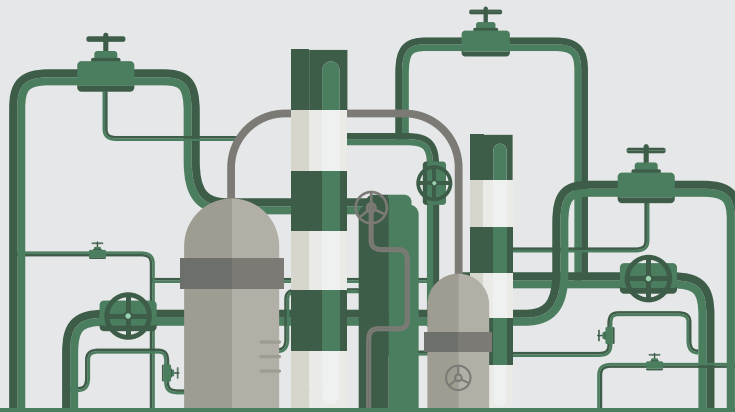
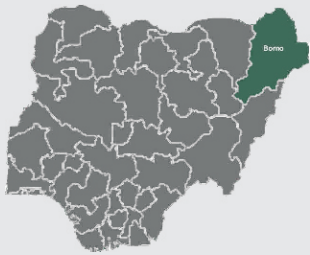
Quantity

651,236.00



Percentage Share

0.43



PREMIUM MOTOR SPIRIT



Number of Trucks

1,403



Volume In Litres

66,973,643



Percentage Share

1.29

HOUSEHOLD KEROSENE



Number of Trucks

16



Volume In Litres

603,000



Percentage Share

0.46

AUTOMOTIVE GAS OIL



Number of Trucks

315



Volume In Litres

13,426,824



Percentage Share

1.05

AVIATION TURBINE KEROSENE



Number of Trucks

0



Volume In Litres

0



Percentage Share

0.00

LPG



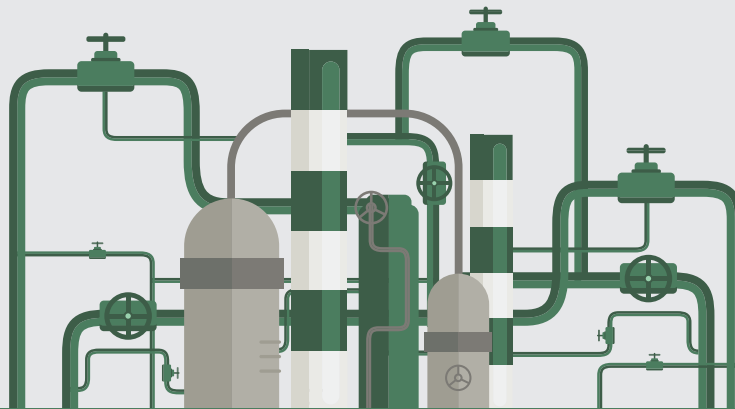
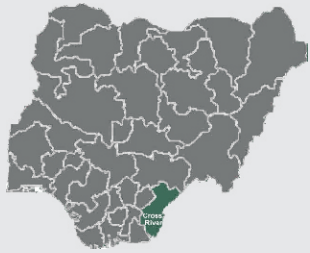
Quantity

3,795,039.00



Percentage Share

2.41



PREMIUM MOTOR SPIRIT



Number of Trucks

2,132



Volume In Litres

84,575,442



Percentage Share

1.63

HOUSEHOLD KEROSENE



Number of Trucks

91



Volume In Litres

2,206,780



Percentage Share

1.68

AUTOMOTIVE GAS OIL



Number of Trucks

441



Volume In Litres

13,566,906



Percentage Share

1.06

AVIATION TURBINE KEROSENE



Number of Trucks

12



Volume In Litres

525,000



Percentage Share

0.30

LPG



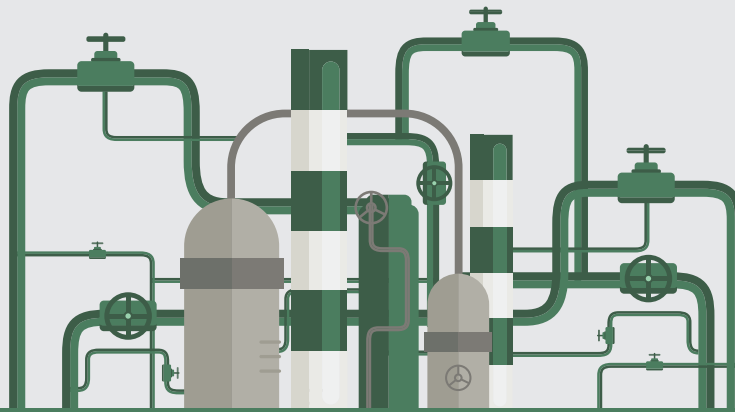
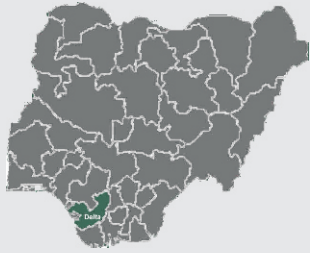
Quantity

2,555,877.00



Percentage Share

1.62



PREMIUM MOTOR SPIRIT



Number of Trucks

6,327



Volume In Litres

239,933,218



Percentage Share

4.63

HOUSEHOLD KEROSENE



Number of Trucks

542



Volume In Litres

15,223,119



Percentage Share

11.58

AUTOMOTIVE GAS OIL



Number of Trucks

1,721



Volume In Litres

55,693,975



Percentage Share

4.34

AVIATION TURBINE KEROSENE



Number of Trucks

6



Volume In Litres

257,981



Percentage Share

0.15

LPG



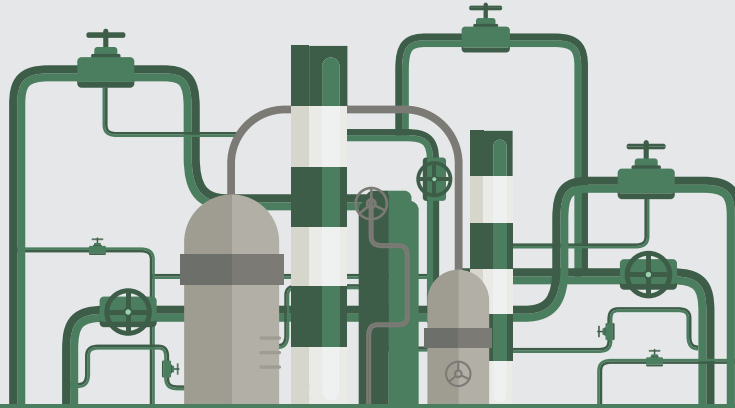
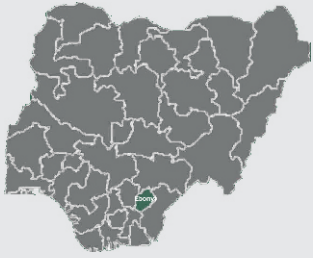
Quantity

15,160,854.00



Percentage Share

9.64



PREMIUM MOTOR SPIRIT



Number of Trucks

780



Volume In Litres

32,933,853



Percentage Share

0.64

HOUSEHOLD KEROSENE



Number of Trucks

44



Volume In Litres

1,404,461



Percentage Share

1.07

AUTOMOTIVE GAS OIL



Number of Trucks

226



Volume In Litres

8,585,653



Percentage Share

0.67

AVIATION TURBINE KEROSENE



Number of Trucks

0



Volume In Litres

0



Percentage Share

0.00

LPG



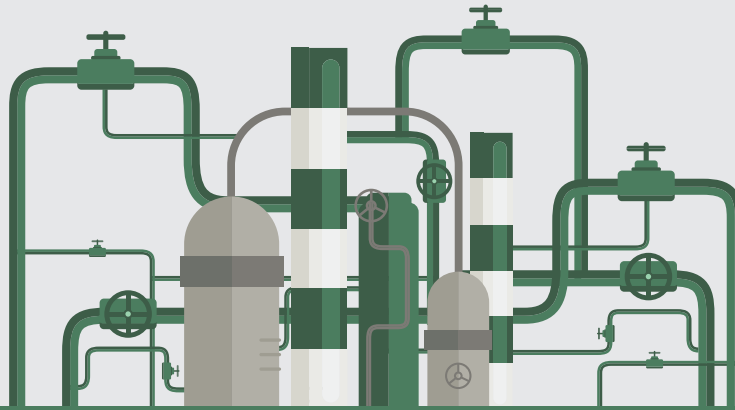
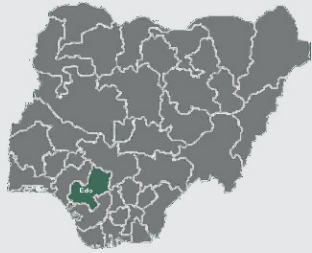
Quantity

835,091.00



Percentage Share

0.53



PREMIUM MOTOR SPIRIT



Number of Trucks

4,360



Volume In Litres

170,985,039



Percentage Share

3.30

HOUSEHOLD KEROSENE



Number of Trucks

124



Volume In Litres

2,567,150



Percentage Share

1.95

AUTOMOTIVE GAS OIL



Number of Trucks

1,529



Volume In Litres

54,993,644



Percentage Share

4.28

AVIATION TURBINE KEROSENE



Number of Trucks

3



Volume In Litres

113,000



Percentage Share

0.06

LPG



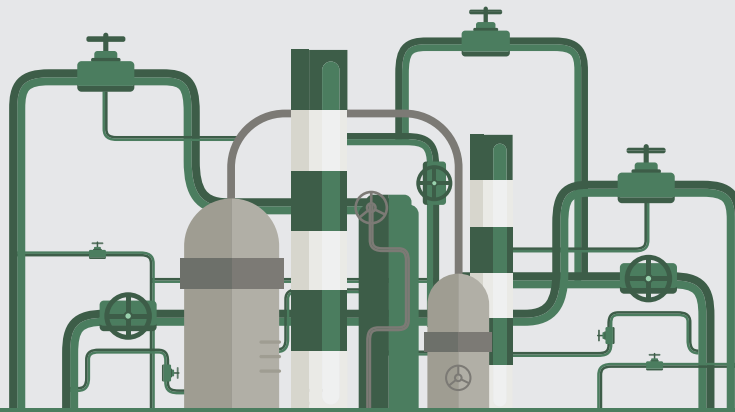
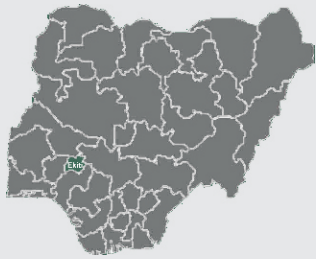
Quantity

11,840,412.00



Percentage Share

7.53



PREMIUM MOTOR SPIRIT



Number of Trucks

681



Volume In Litres

25,274,126



Percentage Share

0.49

HOUSEHOLD KEROSENE



Number of Trucks

31



Volume In Litres

1,098,991



Percentage Share

0.84

AUTOMOTIVE GAS OIL



Number of Trucks

111



Volume In Litres

3,436,571



Percentage Share

0.27

AVIATION TURBINE KEROSENE



Number of Trucks

0



Volume In Litres

0



Percentage Share

0.00

LPG



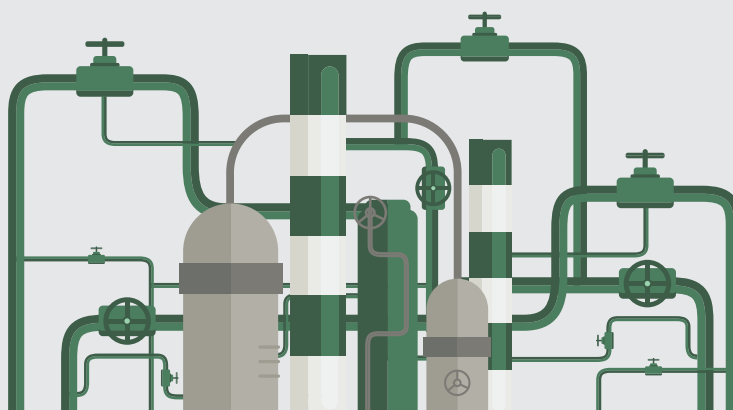
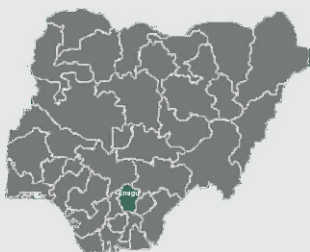

Quantity

773,282.00



Percentage Share

0.49



PREMIUM MOTOR SPIRIT



Number of Trucks

4,062



Volume In Litres

180,539,264



Percentage Share

3.49

HOUSEHOLD KEROSENE



Number of Trucks

100



Volume In Litres

3,545,997



Percentage Share

2.70

AUTOMOTIVE GAS OIL



Number of Trucks

688



Volume In Litres

23,694,098



Percentage Share

1.85

AVIATION TURBINE KEROSENE



Number of Trucks

17



Volume In Litres

719,000



Percentage Share

0.41

LPG



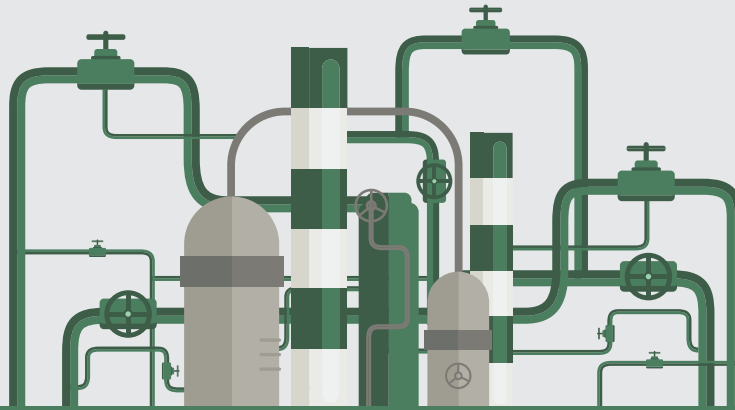
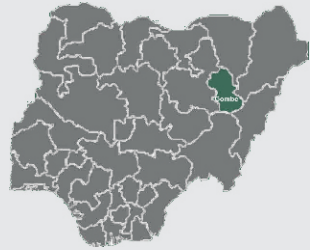
Quantity

7,484,407.00



Percentage Share

4.76



PREMIUM MOTOR SPIRIT



Number of Trucks

1,650



Volume In Litres

75,052,878



Percentage Share

1.45

HOUSEHOLD KEROSENE



Number of Trucks

8



Volume In Litres

294,000



Percentage Share

0.22

AUTOMOTIVE GAS OIL



Number of Trucks

247



Volume In Litres

10,648,904



Percentage Share

0.83

AVIATION TURBINE KEROSENE



Number of Trucks

2



Volume In Litres

68,000



Percentage Share

0.04

LPG



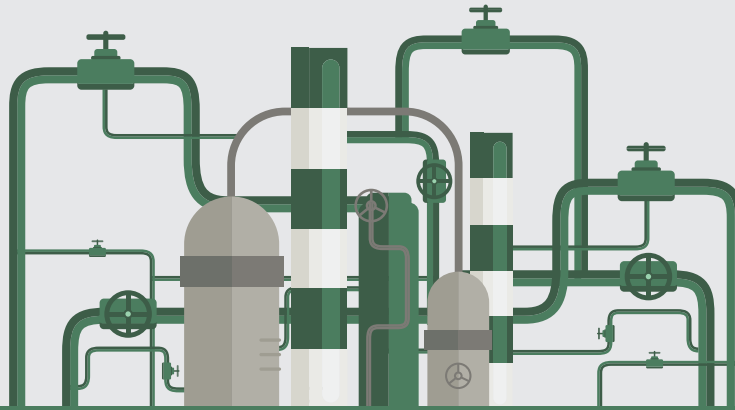
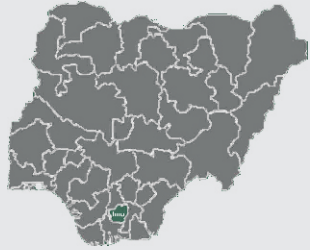
Quantity

549,812.00



Percentage Share

0.35



PREMIUM MOTOR SPIRIT



Number of Trucks

2,549



Volume In Litres

114,058,084



Percentage Share

2.20

HOUSEHOLD KEROSENE



Number of Trucks

86



Volume In Litres

3,026,500



Percentage Share

2.30

AUTOMOTIVE GAS OIL



Number of Trucks

433



Volume In Litres

15,482,850



Percentage Share

1.21

AVIATION TURBINE KEROSENE



Number of Trucks

9



Volume In Litres

370,000



Percentage Share

0.21

LPG



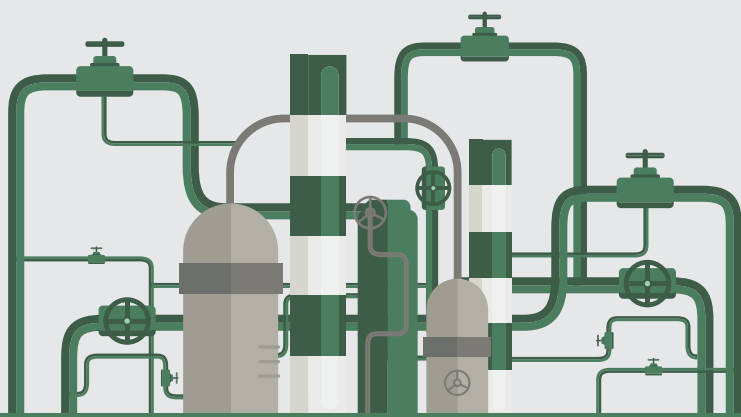
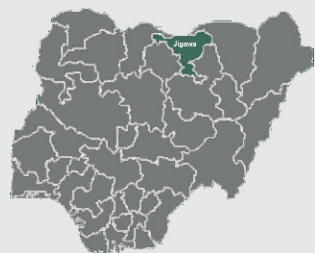

Quantity

6,111,485.00



Percentage Share

3.89



PREMIUM MOTOR SPIRIT



Number of Trucks

229



Volume In Litres

11,456,049



Percentage Share

0.22

HOUSEHOLD KEROSENE



Number of Trucks

3



Volume In Litres

98,992



Percentage Share

0.08

AUTOMOTIVE GAS OIL



Number of Trucks

29



Volume In Litres

1,135,788



Percentage Share

0.09

AVIATION TURBINE KEROSENE



Number of Trucks

0



Volume In Litres

0



Percentage Share

0.00

LPG

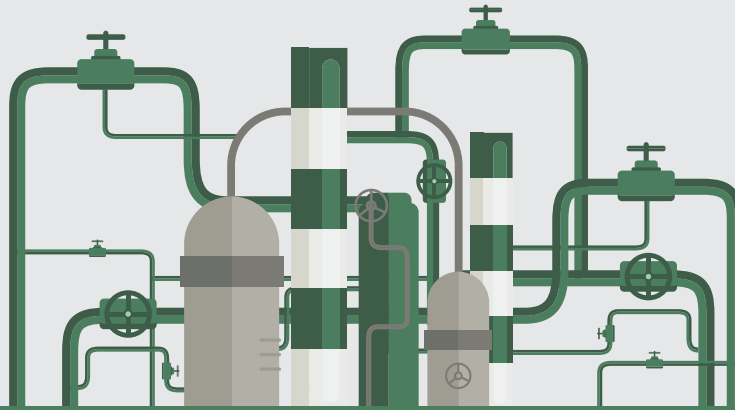
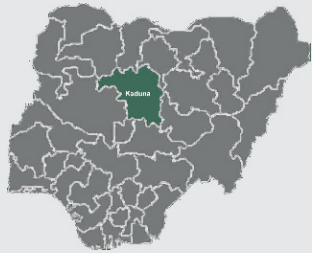


Quantity



Percentage Share

0.00



PREMIUM MOTOR SPIRIT



Number of Trucks

4,658



Volume In Litres

197,997,740



Percentage Share

3.82

HOUSEHOLD KEROSENE



Number of Trucks

134



Volume In Litres

4,617,594



Percentage Share

3.51

AUTOMOTIVE GAS OIL



Number of Trucks

947



Volume In Litres

37,489,842



Percentage Share

2.92

AVIATION TURBINE KEROSENE



Number of Trucks

9



Volume In Litres

383,000



Percentage Share

0.22

LPG



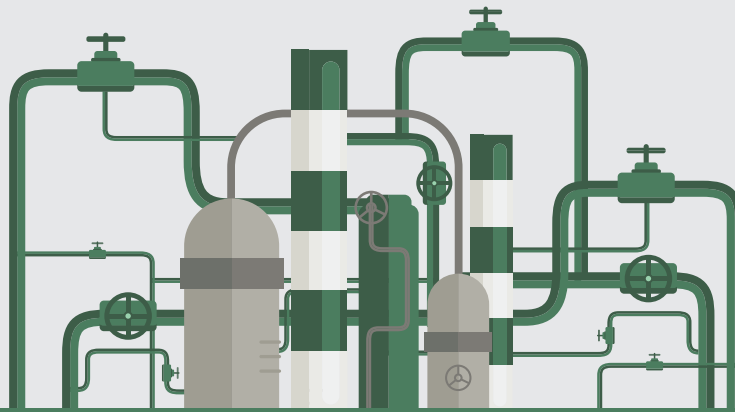
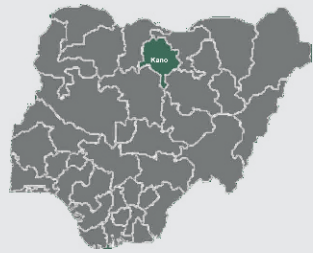
Quantity

4,050,119.00



Percentage Share

2.57



PREMIUM MOTOR SPIRIT



Number of Trucks

9,586



Volume In Litres

445,588,832



Percentage Share

8.60

HOUSEHOLD KEROSENE



Number of Trucks

110



Volume In Litres

4,444,839



Percentage Share

3.38

AUTOMOTIVE GAS OIL



Number of Trucks

1,551



Volume In Litres

63,641,808



Percentage Share

4.96

AVIATION TURBINE KEROSENE



Number of Trucks

196



Volume In Litres

8,436,078



Percentage Share

4.79

LPG



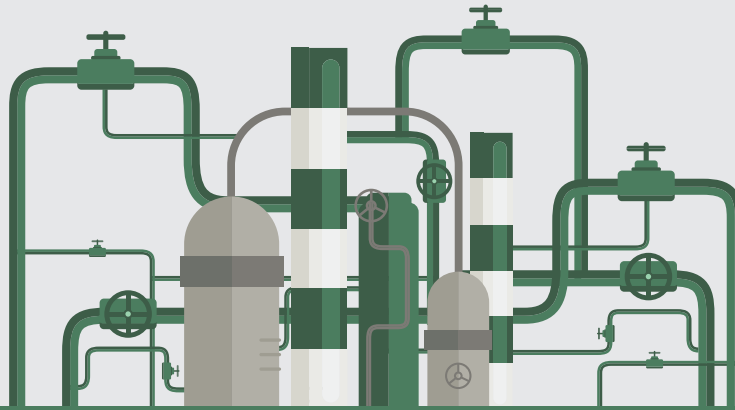
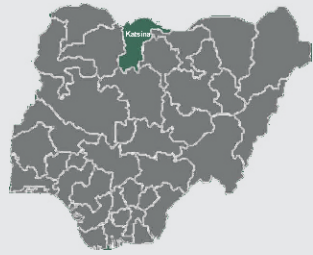
Quantity

10,316,399.00



Percentage Share

6.56



PREMIUM MOTOR SPIRIT



Number of Trucks

524



Volume In Litres

22,627,277



Percentage Share

0.44

HOUSEHOLD KEROSENE



Number of Trucks

10



Volume In Litres

415,000



Percentage Share

0.32

AUTOMOTIVE GAS OIL



Number of Trucks

179



Volume In Litres

7,556,779



Percentage Share

0.59

AVIATION TURBINE KEROSENE



Number of Trucks

3



Volume In Litres

125,000



Percentage Share

0.07

LPG



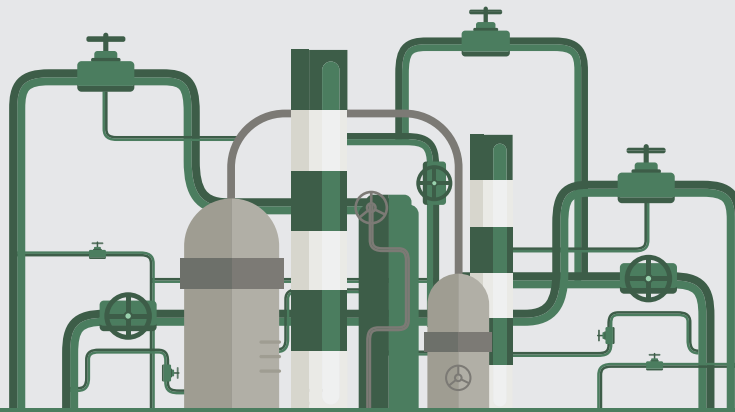
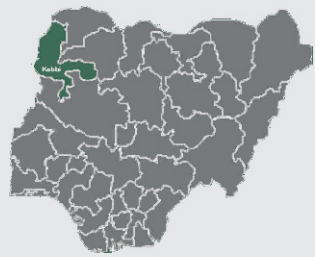
Quantity

128,190.00



Percentage Share

0.08



PREMIUM MOTOR SPIRIT



Number of Trucks

776



Volume In Litres

34,779,725



Percentage Share

0.67

HOUSEHOLD KEROSENE



Number of Trucks

2



Volume In Litres

78,000



Percentage Share

0.06

AUTOMOTIVE GAS OIL



Number of Trucks

283



Volume In Litres

11,057,595



Percentage Share

0.86

AVIATION TURBINE KEROSENE



Number of Trucks

0



Volume In Litres

0



Percentage Share

0.00

LPG



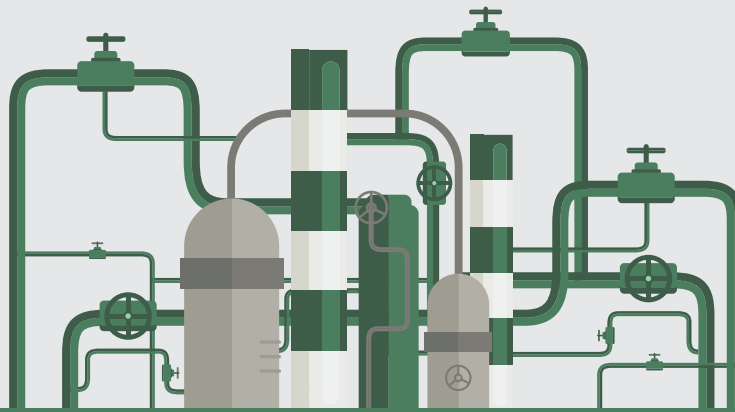
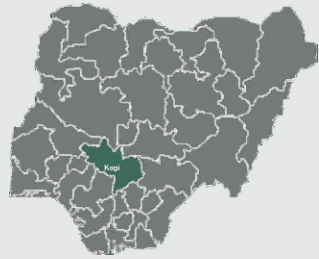
Quantity

20,060.00



Percentage Share

0.01



PREMIUM MOTOR SPIRIT



Number of Trucks

765



Volume In Litres

32,651,667



Percentage Share

0.63

HOUSEHOLD KEROSENE



Number of Trucks

41



Volume In Litres

1,256,990



Percentage Share

0.96

AUTOMOTIVE GAS OIL



Number of Trucks

823



Volume In Litres

33,909,554



Percentage Share

2.64

AVIATION TURBINE KEROSENE



Number of Trucks

0



Volume In Litres

0



Percentage Share

0.00

LPG



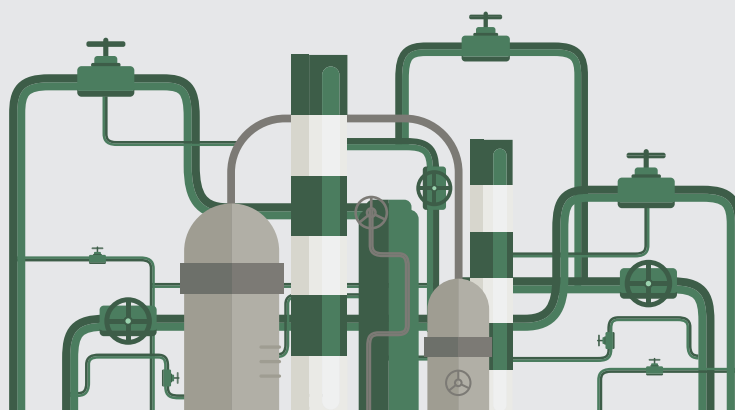
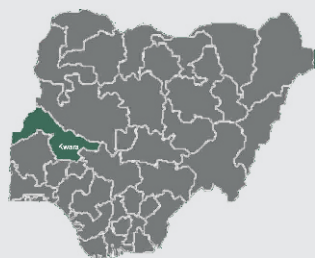
Quantity

3,237,161.00



Percentage Share

2.06



PREMIUM MOTOR SPIRIT



Number of Trucks

3,470



Volume In Litres

127,151,146



Percentage Share

2.46

HOUSEHOLD KEROSENE



Number of Trucks

83



Volume In Litres

2,926,454



Percentage Share

2.23

AUTOMOTIVE GAS OIL



Number of Trucks

1,011



Volume In Litres

33,622,286



Percentage Share

2.62

AVIATION TURBINE KEROSENE



Number of Trucks

2



Volume In Litres

50,000



Percentage Share

0.03

LPG



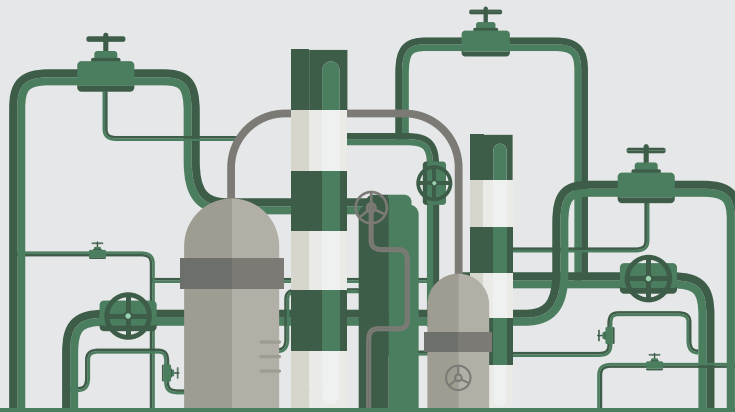
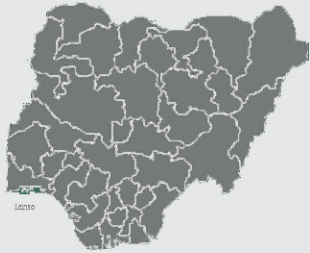
Quantity

3,090,500.00



Percentage Share

2.04



PREMIUM MOTOR SPIRIT



Number of Trucks

22,117



Volume In Litres

802,041,099



Percentage Share

15.49

HOUSEHOLD KEROSENE



Number of Trucks

1,116



Volume In Litres

25,388,415



Percentage Share

19.32

AUTOMOTIVE GAS OIL



Number of Trucks

13,540



Volume In Litres

354,521,156



Percentage Share

27.61

AVIATION TURBINE KEROSENE



Number of Trucks

3,568



Volume In Litres

140,852,406



Percentage Share

79.98

LPG



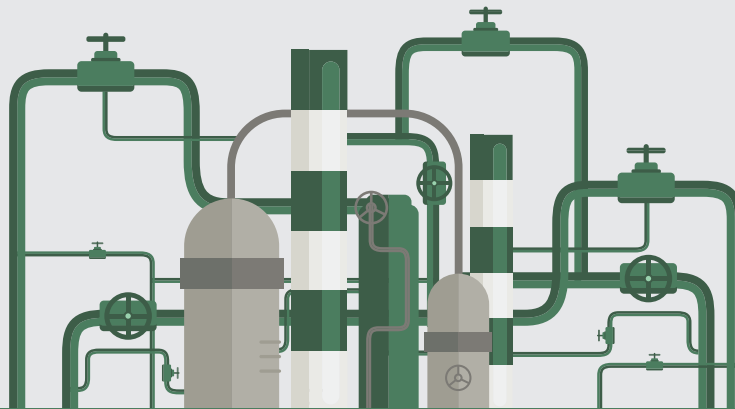
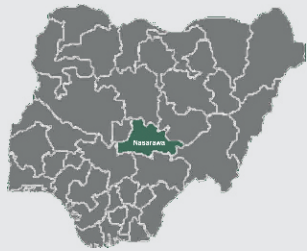
Quantity

27,242,780.00



Percentage Share

17.32



PREMIUM MOTOR SPIRIT



Number of Trucks

727



Volume In Litres

30,697,575



Percentage Share

0.59

HOUSEHOLD KEROSENE



Number of Trucks

15



Volume In Litres

482,000



Percentage Share

0.37

AUTOMOTIVE GAS OIL



Number of Trucks

226



Volume In Litres

9,302,498



Percentage Share

0.72

AVIATION TURBINE KEROSENE



Number of Trucks

0



Volume In Litres

0



Percentage Share

0.00

LPG



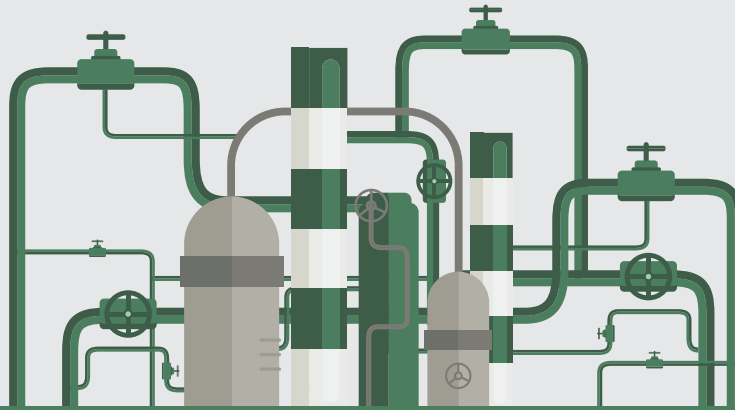
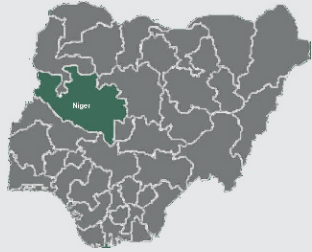
Quantity

1,286,423.00



Percentage Share

0.82



PREMIUM MOTOR SPIRIT



Number of Trucks

6,560



Volume In Litres

280,956,887



Percentage Share

5.43

HOUSEHOLD KEROSENE



Number of Trucks

118



Volume In Litres

4,293,995



Percentage Share

3.27

AUTOMOTIVE GAS OIL



Number of Trucks

992



Volume In Litres

40,957,363



Percentage Share

3.19

AVIATION TURBINE KEROSENE



Number of Trucks

0



Volume In Litres

0



Percentage Share

0.00

LPG



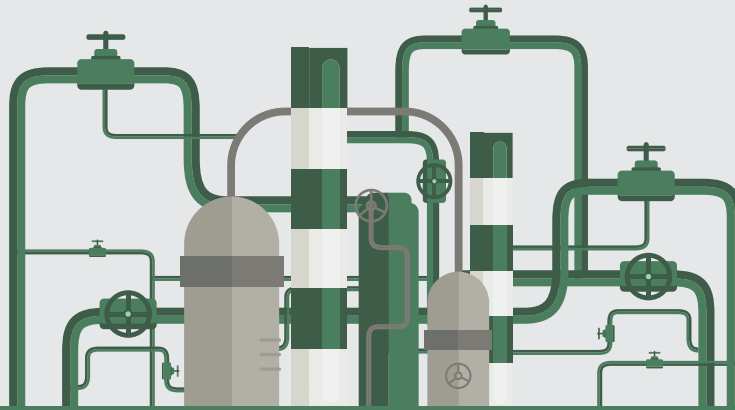
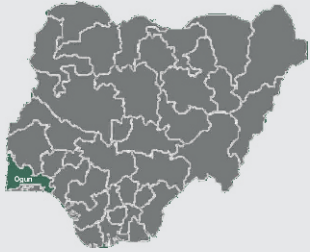
Quantity

1,851,564.00



Percentage Share

1.18



PREMIUM MOTOR SPIRIT



Number of Trucks

7,461



Volume In Litres

283,709,302



Percentage Share

5.48

HOUSEHOLD KEROSENE



Number of Trucks

354



Volume In Litres

8,917,442



Percentage Share

6.79

AUTOMOTIVE GAS OIL



Number of Trucks

3,168



Volume In Litres

101,992,514



Percentage Share

7.94

AVIATION TURBINE KEROSENE



Number of Trucks

12



Volume In Litres

390,500



Percentage Share

0.22

LPG



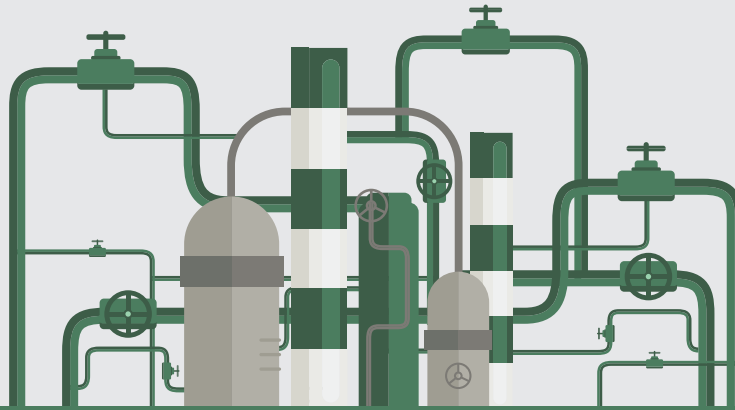
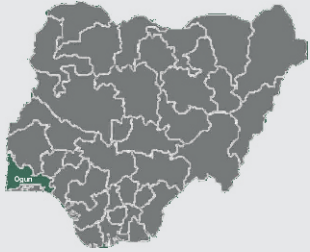
Quantity

2,052,420.00



Percentage Share

1.30



PREMIUM MOTOR SPIRIT



Number of Trucks

3,410



Volume In Litres

127,484,806



Percentage Share

2.46

HOUSEHOLD KEROSENE



Number of Trucks

101



Volume In Litres

3,077,016



Percentage Share

2.34

AUTOMOTIVE GAS OIL



Number of Trucks

466



Volume In Litres

15,429,859



Percentage Share

1.20

AVIATION TURBINE KEROSENE



Number of Trucks

1



Volume In Litres

22,000



Percentage Share

0.01

LPG



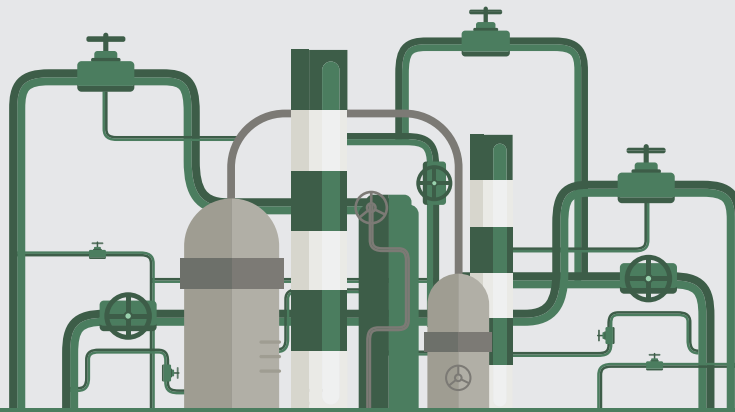
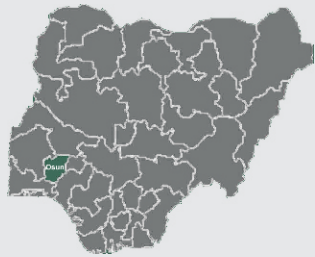
Quantity

2,074,750.00



Percentage Share

1.32



PREMIUM MOTOR SPIRIT



Number of Trucks

2,860



Volume In Litres

98,663,184



Percentage Share

1.91

HOUSEHOLD KEROSENE



Number of Trucks

79



Volume In Litres

2,504,466



Percentage Share

1.91

AUTOMOTIVE GAS OIL



Number of Trucks

349



Volume In Litres

11,476,515



Percentage Share

0.89

AVIATION TURBINE KEROSENE



Number of Trucks

0



Volume In Litres

0



Percentage Share

0.00

LPG



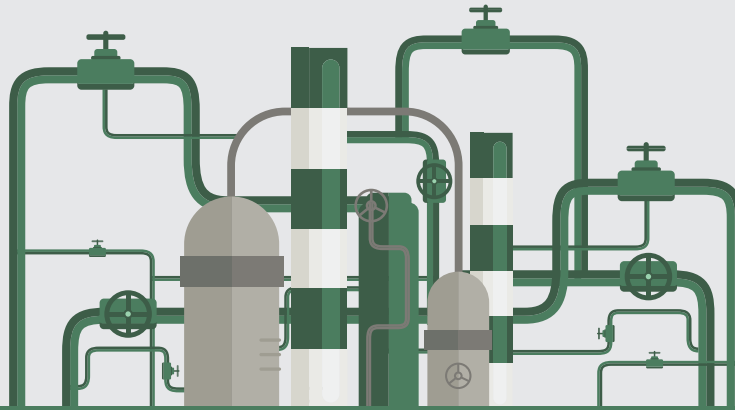
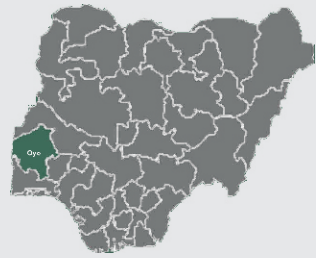
Quantity

26,250.00



Percentage Share

0.02



PREMIUM MOTOR SPIRIT



Number of Trucks

7,817



Volume In Litres

273,527,968



Percentage Share

5.28

HOUSEHOLD KEROSENE



Number of Trucks

231



Volume In Litres

7,137,869



Percentage Share

5.43

AUTOMOTIVE GAS OIL



Number of Trucks

1,711



Volume In Litres

52,471,343



Percentage Share

4.09

AVIATION TURBINE KEROSENE



Number of Trucks

0



Volume In Litres

0



Percentage Share

0.00

LPG



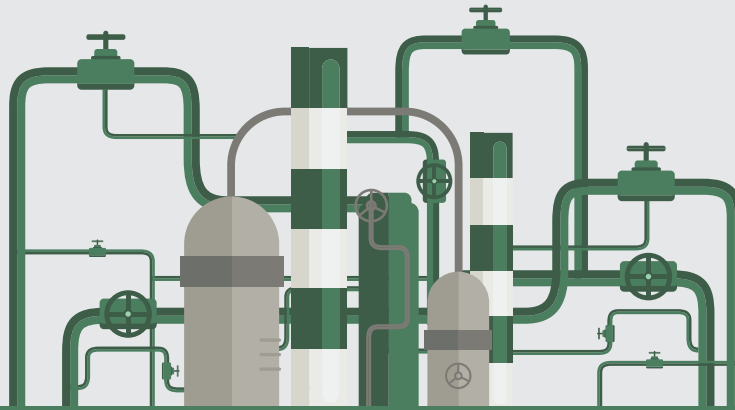
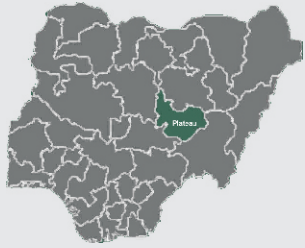
Quantity

3,517,814.00



Percentage Share

2.32



PREMIUM MOTOR SPIRIT



Number of Trucks

2,292



Volume In Litres

99,512,539



Percentage Share

1.92

HOUSEHOLD KEROSENE



Number of Trucks

76



Volume In Litres

3,225,498



Percentage Share

2.45

AUTOMOTIVE GAS OIL



Number of Trucks

399



Volume In Litres

16,114,322



Percentage Share

1.26

AVIATION TURBINE KEROSENE



Number of Trucks

2



Volume In Litres

80,000



Percentage Share

0.05

LPG



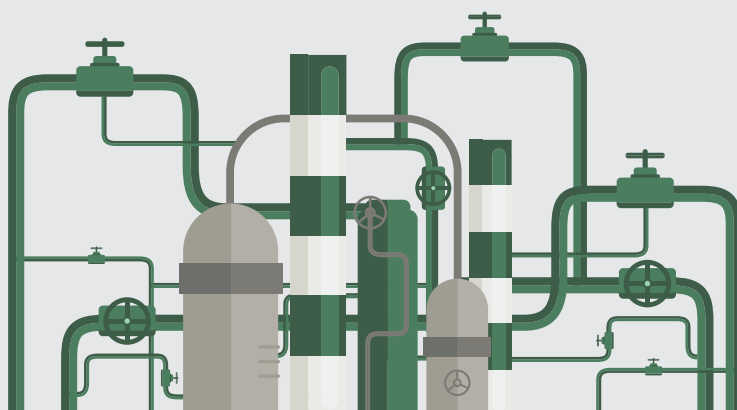
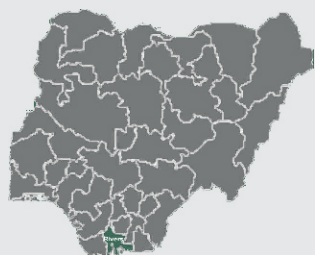

Quantity

7,498,725.00



Percentage Share

4.77



PREMIUM MOTOR SPIRIT



Number of Trucks

4,921



Volume In Litres

211,619,907



Percentage Share

4.09

HOUSEHOLD KEROSENE



Number of Trucks

80



Volume In Litres

2,815,998



Percentage Share

2.14

AUTOMOTIVE GAS OIL



Number of Trucks

1,854



Volume In Litres

96,714,890



Percentage Share

7.53

AVIATION TURBINE KEROSENE



Number of Trucks

57



Volume In Litres

2,345,201



Percentage Share

1.33

LPG



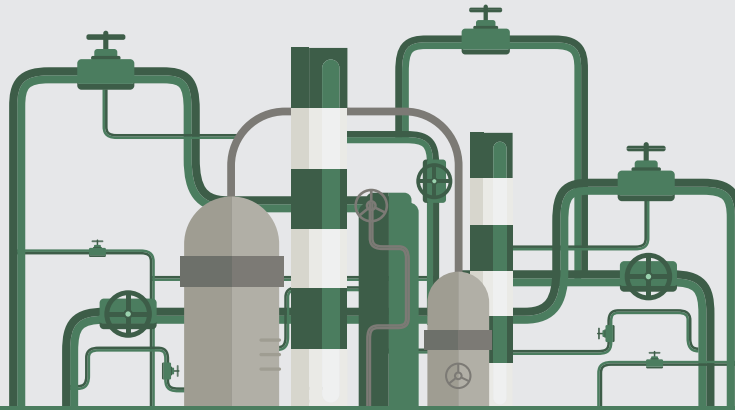
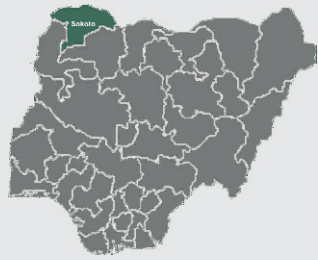
Quantity

16,852,021.00



Percentage Share

10.71



PREMIUM MOTOR SPIRIT



Number of Trucks

476



Volume In Litres

21,368,694



Percentage Share

0.41

HOUSEHOLD KEROSENE



Number of Trucks

16



Volume In Litres

606,004



Percentage Share

0.46

AUTOMOTIVE GAS OIL



Number of Trucks

443



Volume In Litres

18,564,090



Percentage Share

1.45

AVIATION TURBINE KEROSENE



Number of Trucks

1



Volume In Litres

68,000



Percentage Share

0.04

LPG



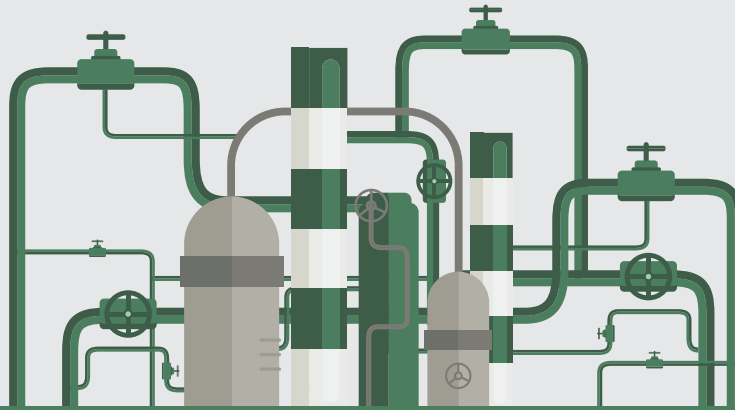
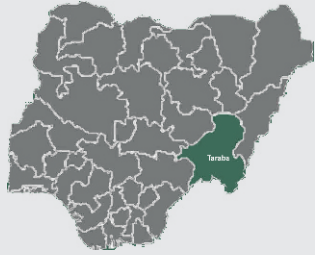
Quantity

35,000.00



Percentage Share

0.02



PREMIUM MOTOR SPIRIT



Number of Trucks

356



Volume In Litres

14,933,995



Percentage Share

0.29

HOUSEHOLD KEROSENE



Number of Trucks

8



Volume In Litres

311,000



Percentage Share

0.24

AUTOMOTIVE GAS OIL



Number of Trucks

117



Volume In Litres

4,796,820



Percentage Share

0.37

AVIATION TURBINE KEROSENE



Number of Trucks

0



Volume In Litres

0



Percentage Share

0.00

LPG

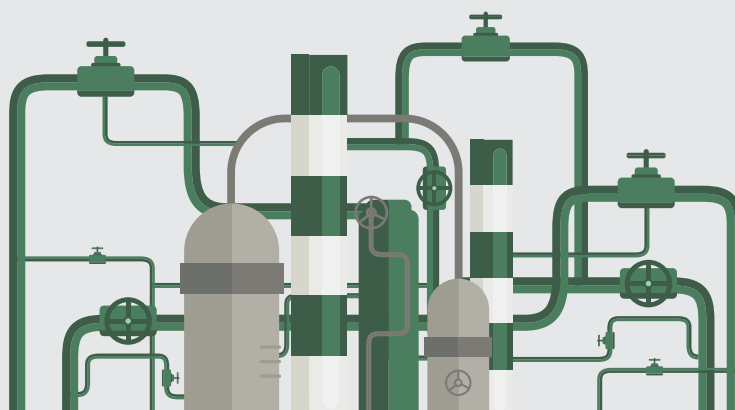
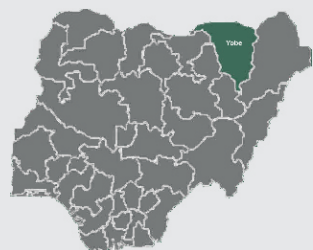



Quantity



Percentage Share

0.00



PREMIUM MOTOR SPIRIT



Number of Trucks

142



Volume In Litres

6,889,027



Percentage Share

0.13

HOUSEHOLD KEROSENE



Number of Trucks

1



Volume In Litres

40,000



Percentage Share

0.03

AUTOMOTIVE GAS OIL



Number of Trucks

61



Volume In Litres

2,550,850



Percentage Share

0.20

AVIATION TURBINE KEROSENE



Number of Trucks

0



Volume In Litres

0



Percentage Share

0.00

LPG

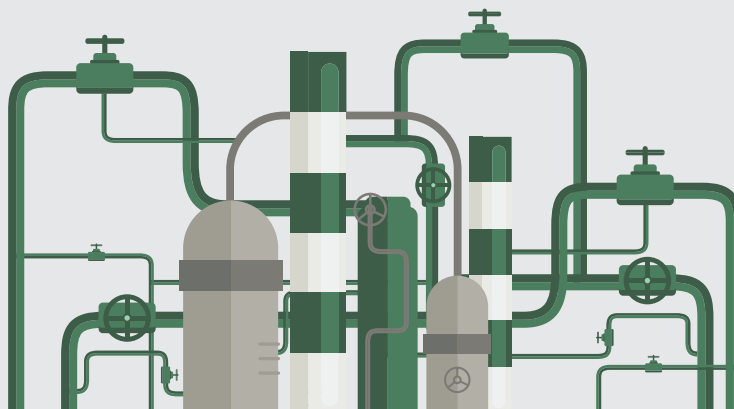
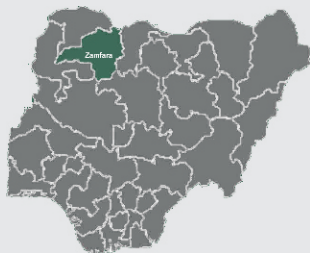



Quantity



Percentage Share

0.00



PREMIUM MOTOR SPIRIT



Number of Trucks

3,718



Volume In Litres

167,355,711



Percentage Share

3.23

HOUSEHOLD KEROSENE



Number of Trucks

4



Volume In Litres

160,000



Percentage Share

0.12

AUTOMOTIVE GAS OIL



Number of Trucks

360



Volume In Litres

13,939,008



Percentage Share

1.09

AVIATION TURBINE KEROSENE



Number of Trucks

3



Volume In Litres

0



Percentage Share

0.00

LPG



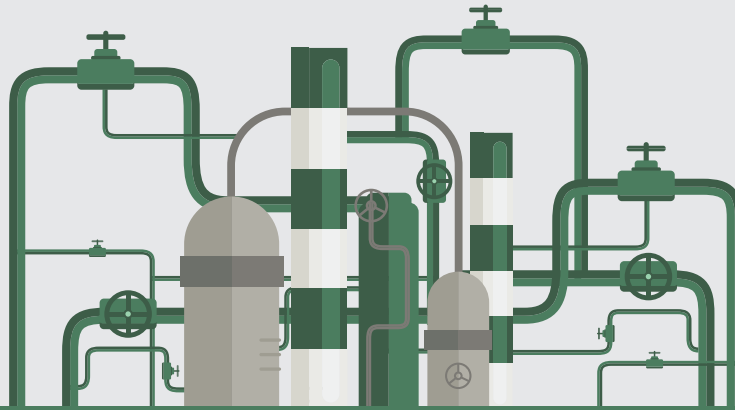
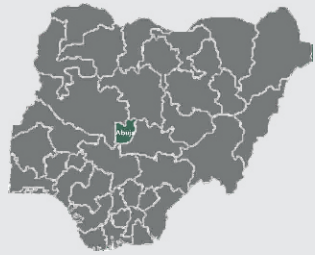
Quantity

17,600.00



Percentage Share

0.01



PREMIUM MOTOR SPIRIT



Number of Trucks

4,974



Volume In Litres

213,772,326



Percentage Share

4.13

HOUSEHOLD KEROSENE



Number of Trucks

230



Volume In Litres

8,395,550



Percentage Share

6.39

AUTOMOTIVE GAS OIL



Number of Trucks

1,203



Volume In Litres

50,723,179



Percentage Share

3.95

AVIATION TURBINE KEROSENE



Number of Trucks

486



Volume In Litres

21,079,068



Percentage Share

11.97

LPG



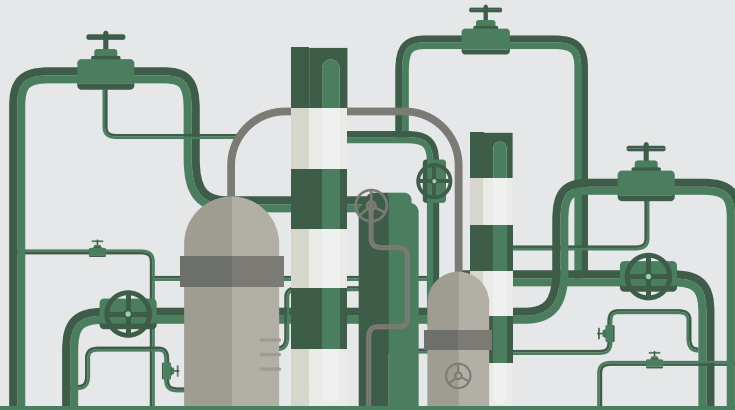
Quantity

8,384,161.00



Percentage Share

5.33



PREMIUM MOTOR SPIRIT



Number of Trucks

127,660



Volume In Litres

5,178,531,848



Percentage Share

100.00

HOUSEHOLD KEROSENE



Number of Trucks

4,448



Volume In Litres

131,423,611



Percentage Share

100.00

AUTOMOTIVE GAS OIL



Number of Trucks

38,025



Volume In Litres

1,283,873,625



Percentage Share

100.00

AVIATION TURBINE KEROSENE



Number of Trucks

4,391



Volume In Litres

176,104,234



Percentage Share

100.00

LPG



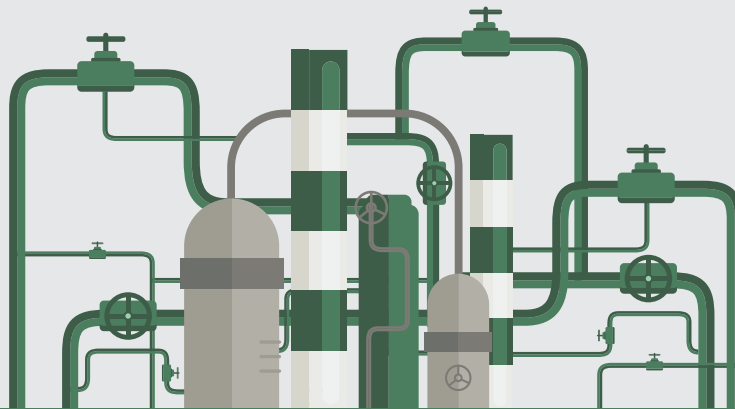
Quantity

157,287,387.00



Percentage Share

100.00



PREMIUM MOTOR SPIRIT



Number of Trucks

1,388



Volume In Litres

56,288,390



Percentage Share

HOUSEHOLD KEROSENE



Number of Trucks

48



Volume In Litres

1,428,518



Percentage Share

AUTOMOTIVE GAS OIL



Number of Trucks

413



Volume In Litres

13,955,148



Percentage Share

AVIATION TURBINE KEROSENE



Number of Trucks

48



Volume In Litres

1,914,176



Percentage Share

Methodology

Data is provided by the Petroleum Products and Pricing Regulatory Agency (PPPRA) and verified and validated by the National Bureau of Statistics (NBS)

1. Volumes refers to products discharged within a month and is based on actual quantities discharged during the month.
2. Average landing cost per month is the average landing cost (SVH) of the product during the period of discharge.
3. The value of the product is estimated value based on the average landing cost of the product as at the month of discharge.
4. Discharge Date - Date the product was received is the reference period for this report.

PETROLEUM PRODUCTS PRICING REGULATORY AGENCY (PPPRA)

STATE DISTRIBUTION OF TRUCK-OUT VOLUME FOR 2ND QUARTER 2019

STATE	PREMIUM MOTOR SPIRIT			AUTOMOTIVE GAS OIL			HOUSEHOLD KEROSENE			AVIATION TURBINE KEROSENE		
	NT	TQL	% SHARE	NT	TQL	% SHARE	NT	TQL	% SHARE	NT	TQL	% SHARE
Abia	2,964	124,598,388	2.41	412	14,741,340	1.15	154	5,875,300	4.47	0	0	0.00
Adamawa	3,419	151,383,442	2.92	373	15,723,132	1.22	19	751,000	0.57	1	45,000	0.03
Akwa Ibom	3,006	115,924,685	2.24	475	24,380,926	1.90	158	4,437,100	3.38	3	130,000	0.07
Anambra	2,843	130,606,767	2.52	722	26,590,306	2.07	189	6,569,091	5.00	1	45,000	0.03
Bauchi	425	21,255,392	0.41	233	9,986,470	0.78	22	884,000	0.67	0	0	0.00
Bayelsa	650	27,170,616	0.52	89	2,957,456	0.23	0	0	0.00	0	0	0.00
Benue	2,570	112,481,555	2.17	298	11,996,511	0.93	52	1,744,000	1.33	0	0	0.00
Borno	1,403	66,973,643	1.29	315	13,426,824	1.05	16	603,000	0.46	0	0	0.00
Cross River	2,132	84,575,442	1.63	441	13,566,906	1.06	91	2,206,780	1.68	12	525,000	0.30
Delta	6,327	239,933,218	4.63	1,721	55,693,975	4.34	542	15,223,119	11.58	6	257,981	0.15
Ebonyi	780	32,933,853	0.64	226	8,585,653	0.67	44	1,404,461	1.07	0	0	0.00
Edo	4,360	170,985,039	3.30	1,529	54,993,644	4.28	124	2,567,150	1.95	3	113,000	0.06
Ekiti	681	25,274,126	0.49	111	3,436,571	0.27	31	1,098,991	0.84	0	0	0.00
Enugu	4,062	180,539,264	3.49	688	23,694,098	1.85	100	3,545,997	2.70	17	719,000	0.41
FCT	4,974	213,772,326	4.13	1,203	50,723,179	3.95	230	8,395,550	6.39	486	21,079,068	11.97
Gombe	1,650	75,052,878	1.45	247	10,648,904	0.83	8	294,000	0.22	2	68,000	0.04
Imo	2,549	114,058,084	2.20	433	15,482,850	1.21	86	3,026,500	2.30	9	370,000	0.21
Jigawa	229	11,456,049	0.22	29	1,135,788	0.09	3	98,992	0.08	0	0	0.00
Kaduna	4,658	197,997,740	3.82	947	37,489,842	2.92	134	4,617,594	3.51	9	383,000	0.22
Kano	9,586	445,588,832	8.60	1,551	63,641,808	4.96	110	4,444,839	3.38	196	8,436,078	4.79
Katsina	524	22,627,277	0.44	179	7,556,779	0.59	10	415,000	0.32	3	125,000	0.07
Kebbi	776	34,779,725	0.67	283	11,057,595	0.86	2	78,000	0.06	0	0	0.00
Kogi	765	32,651,667	0.63	823	33,909,554	2.64	41	1,256,990	0.96	0	0	0.00
Kwara	3,470	127,151,146	2.46	1,011	33,622,286	2.62	83	2,926,454	2.23	2	50,000	0.03
Lagos	22,117	802,041,099	15.49	13,540	354,521,156	27.61	1,116	25,388,415	19.32	3,568	140,852,406	79.98
Nasarawa	727	30,697,575	0.59	226	9,302,498	0.72	15	482,000	0.37	0	0	0.00
Niger	6,560	280,956,887	5.43	992	40,957,363	3.19	118	4,293,995	3.27	0	0	0.00
Ogun	7,461	283,709,302	5.48	3,168	101,992,514	7.94	354	8,917,442	6.79	12	390,500	0.22
Ondo	3,410	127,484,806	2.46	466	15,429,859	1.20	101	3,077,016	2.34	1	22,000	0.01
Osun	2,860	98,663,184	1.91	349	11,476,515	0.89	79	2,504,466	1.91	0	0	0.00
Oyo	7,817	273,527,968	5.28	1,711	52,471,343	4.09	231	7,137,869	5.43	0	0	0.00
Plateau	2,292	99,512,539	1.92	399	16,114,322	1.26	76	3,225,498	2.45	2	80,000	0.05
Rivers	4,921	211,619,907	4.09	1,854	96,714,890	7.53	80	2,815,998	2.14	57	2,345,201	1.33
Sokoto	476	21,368,694	0.41	443	18,564,090	1.45	16	606,004	0.46	1	68,000	0.04
Taraba	356	14,933,995	0.29	117	4,796,820	0.37	8	311,000	0.24	0	0	0.00
Yobe	142	6,889,027	0.13	61	2,550,850	0.20	1	40,000	0.03	0	0	0.00
Zamfara	3,718	167,355,711	3.23	360	13,939,008	1.09	4	160,000	0.12	0	0	0.00
TOTAL	127,660	5,178,531,848	100.00	38,025	1,283,873,625	100.00	4,448	131,423,611	100.00	4,391	176,104,234	100.00
Q3 DAILY AVG.	1,388	56,288,390		413	13,955,148		48	1,428,518		48	1,914,176	

Q2 2019 PETROLEUM MONTHLY PRODUCTS IMPORTATION SUMMARY. (LITRES)

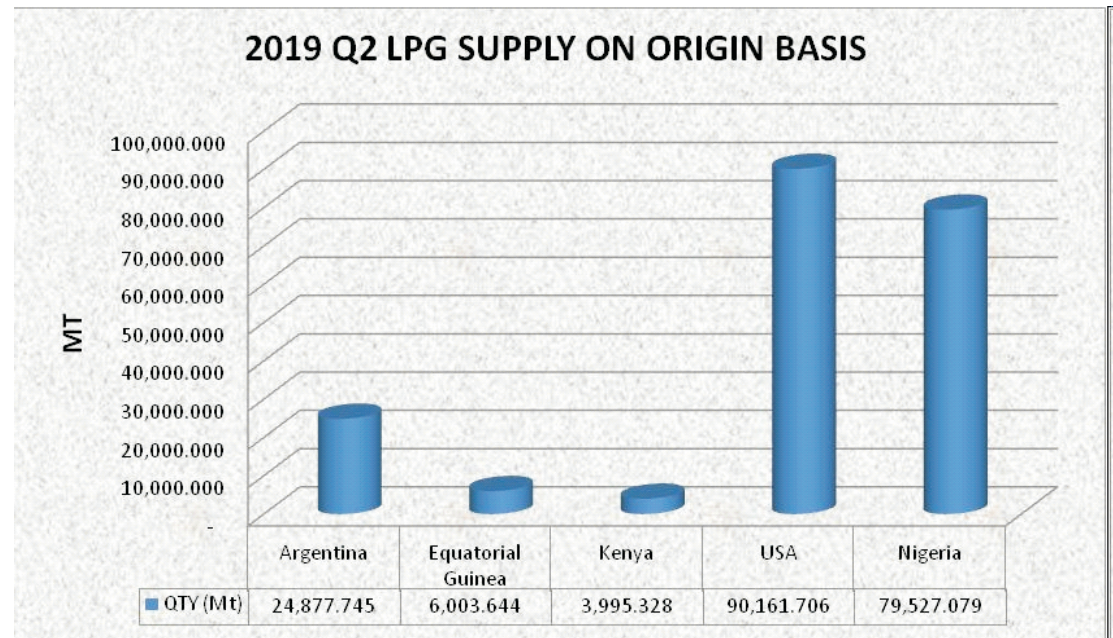
PRODUCTS	PMS	AGO	HHK	ATK	BASE OIL	BITUMEN	LPFO
APRIL	2,067,288,815	351,179,323	-	13,055,989	17,378,276	10,449,254	10,845,037
MAY	2,010,645,340	452,187,791	0	75,095,016	32,437,445	19,979,971	6,133,873
JUNE	1,527,690,435	580,389,733	12,219,411	43,208,064	27,425,114	11,361,332	10,700,925
TOTAL	5,605,624,590	1,383,756,847	12,219,411	131,359,069	77,240,835	41,790,557	27,679,835

	STATE	APRIL	MAY	JUNE
1	Abia	175,930.00	477,898.00	607,934.00
2	Adamawa	59,910.00	134,740.00	79,940.00
3	Akwa Ibom	1,285,465.00	1,843,160.00	833,753.00
4	Anambra	2,817,420.00	2,782,092.00	2,400,960.00
5	Bayelsa	688,971.00	511,195.00	767,293.00
6	Benue	246,000.00	124,838.00	280,398.00
7	Borno	1,442,734.00	1,404,465.00	947,840.00
8	Cross River	862,266.00	897,092.00	796,519.00
9	Delta	5,203,963.00	5,102,289.00	4,854,602.00
10	Ebonyi	199,800.00	329,296.00	305,995.00
11	Edo	4,803,000.00	3,852,130.00	3,185,282.00
12	Ekiti	396,920.00	218,330.00	158,032.00
13	Enugu	3,510,917.00	2,043,034.00	1,930,456.00
14	FCT	3,172,051.00	2,825,537.00	2,386,573.00
15	Gombe	190,920.00	163,420.00	195,472.00
16	Imo	2,320,647.00	2,028,169.00	1,762,669.00
17	Kaduna	1,299,328.00	1,390,802.00	1,359,989.00
18	Kano	3,173,500.00	4,579,490.00	2,563,409.00
19	Katsina	44,250.00	42,330.00	41,610.00
20	Kebbi	20,060.00	NIL	NIL
21	Kwara	1,076,220.00	1,072,290.00	941,990.00
22	Kogi	1,275,544.00	1,198,678.00	762,939.00
23	Lagos	12,464,680.00	10,265,880.00	4,512,220.00
24	Nasarawa	357,500.00	312,520.00	616,403.00
25	Niger	486,720.00	827,289.00	537,555.00
26	Ogun	749,180.00	821,350.00	481,890.00
27	Ondo	948,448.00	668,546.00	457,756.00
28	Oyo	1,354,020.00	1,312,930.00	850,864.00
29	Plateau	3,097,160.00	2,698,044.00	1,703,521.00
30	Rivers	6,192,594.00	6,196,023.00	4,463,404.00
31	BAUCHI	79,000.00	166,015.00	136,729.00
32	JIGAWA	NIL	NIL	NIL
33	OSUN	20,020.00	NIL	6,230.00
34	SOKOTO	35,000.00	NIL	NIL
35	TARABA	NIL	NIL	NIL
36	YOBE	NIL	NIL	NIL
37	ZANFARA	17,600.00	NIL	NIL
	TOTAL	60,067,738.00	56,289,872.00	40,930,227.00

Q2 2019 LPG SUPPLY

S/N	Country of Origin	April 2019 Volume		May 2019 Volume		June 2019 Volume	
		MT	Litres	MT	Litres	MT	Litres
1	Argentina	-	-	24,877.745	42,953,027	-	-
2	Equatorial Guinea	-	-	-	-	6,003.644	10,628,560
3	Kenya	3,995.328	6,764,994	-	-	-	-
4	USA	18,998.965	33,124,720	23,755.669	41,747,287	47,407.072	82,309,250
5	Nigeria	31,410.669	54,111,188	24,045.163	41,129,753	24,071.247	41,930,629
TOTAL		54,404.962	94,000,902	72,678.577	125,830,067	77,481.963	134,868,439

SUMMARY					
S/N		IMPORT		LOCAL	
		MT	Litres	MT	Litres
1	April	22,994.293	39,889,714	31,410.669	54,111,188
2	May	48,633.414	84,700,314	24,045.163	41,129,753
3	June	53,410.716	92,937,810	24,071.247	41,930,629
TOTAL		125,038.423	217,527,838	79,527.079	137,171,570



Acknowledgements/Contacts

Acknowledgements

We acknowledge the contributions of our strategic partner The Petroleum Products and Pricing Regulatory Agency (PPPRA) and our technical partner, Proshare in the design, concept and production of this publication.





Contact Us

 @nigerianstat

 NBSNigeria

 www.nigerianstat.gov.ng

 **Head Office Address**
Plot 762, Independence Avenue, Central
Business District, FCT, Abuja Nigeria.

 +234 803 386 5388

 feedback@nigerianstat.gov.ng