



NATIONAL BUREAU OF STATISTICS

# Transport Fare Watch

(MAY 2019)

**Report Date: June 2019**

*Data Source: National Bureau of Statistics (NBS)*

# Contents

<b>Executive Summary</b> .....	1
<b>Average Transport Fare Across States</b>	
-States Bus Journey Within City, Per Drop Constant Route .....	2
-States Bus Journey Intercity, State Route, Charge per person .....	3
-Air Fare Charge for Specified Routes Single Journey .....	4
-Journey by Motorcycle (Okada) Per Drop .....	5
-Waterway Passenger Transport .....	6
<b>Average Transport Fare by Categories - All States</b>	
Abia .....	7
Abuja .....	8
Adamawa .....	9
Akwa Ibom .....	10
Anambra .....	11
Bauchi .....	12
Bayelsa .....	13
Benue .....	14
Borno .....	15
Cross River .....	16
Delta .....	17
Ebonyi .....	18
Edo .....	19
Ekiti .....	20
Enugu .....	21
Gombe .....	22
Imo .....	23
Jigawa .....	24
Kaduna .....	25
Kano .....	26
Katsina .....	27
Kebbi .....	28
Kogi .....	29
Kwara .....	30
Lagos .....	31
Nassarawa .....	32
Niger .....	33
Ogun .....	34
Ondo .....	35
Osun .....	36
Oyo .....	37
Plateau .....	38
Rivers .....	39
Sokoto .....	40
Taraba .....	41
Yobe .....	42
Zamfara .....	43
<b>Methodology</b> .....	44
<b>Acknowledgment and Contact</b> .....	45

# Executive Summary

The Transport fare watch report for May 2019 covers the following categories namely bus journey within the city per drop constant route ; bus journey intercity, state route, charge per person; air fare charge for specified routes single journey; journey by motorcycle (Okada) per drop; and water way passenger transport.

Average fare paid by commuters for bus journey within the city decreased by -2.74% month-on-month and increased by 5.65% year-on-year to N176.28 in May 2019 from N181.24 in April 2019. States with highest bus journey fare within city were Zamfara (N300.00), Abuja FCT (N270.00) and Adamawa (N250.00) while States with lowest bus journey fare within city were Anambra (N135.17), Sokoto (N130.00) and Bauchi (N95.86).

Average fare paid by commuters for bus journey intercity decreased by -1.33% month-on-month and by -32.95% year-on-year to N1,582.97 in May 2019 from N1,604.36 in April 2019. States with highest bus journey fare intercity were Abuja FCT (N4,150.00), Adamawa (N2,500.00) and Borno (N2,445.45) while States with lowest bus journey fare within city were Bauchi (N975.00), Enugu (N961.00) and Gombe (N961.90).

Average fare paid by air passengers for specified routes single journey decreased by -0.27% month-on-month and by -3.23% year-on-year to N30,636.92 in May 2019 from N30,721.19 in April 2019. States with highest air fare were Jigawa (N35,000.00), Kwara (N35,000.00) and Rivers (N35,000.00) while States with lowest air fare were Oyo (N25,064.90), Nasarawa (N25,048.77), and Sokoto (N25,000.00).

Average fare paid by commuters for journey by motorcycle per drop increased by 8.94% month-on-month and 20.03% year-on-year to N126.69 in May 2019 from N116.30 in April 2019. States with highest journey fare by motorcycle per drop were Kogi (N233.33), Rivers (N196.92) and Ebonyi (N188.57) while states with lowest journey fare by motorcycle per drop were Zamfara (N60.29), Jigawa (N60.00) and Adamawa (N50.00).

Average fare paid by passengers for water way passenger transport decreased by -7.47% month-on-month and by -12.44% year-on-year to N501.79 in May 2019 from N542.32 in April 2019. States with highest fare by water way passenger transport were Bayelsa (N1,816.67), Rivers (N1,750.00) and Edo (N900.00) while states with lowest fare by water way passenger transport were Delta (N178.57), Borno (N125.00) and Cross River (N125.00).

## Average Transport Fare Across States -Bus Journey Within City , Per Drop Constant Route



YoY = 5.65%

**N166.85**

May 2018 Average



AVERAGE

**N176.28**



MoM = -2.74%

**N181.24**

April 2019 Average

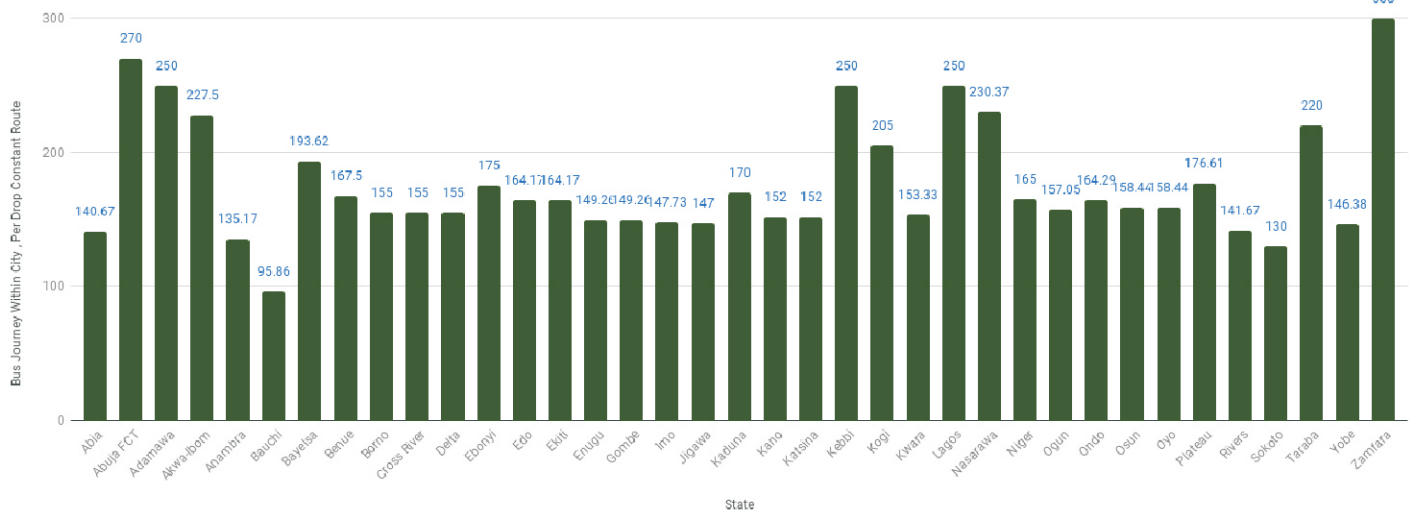
### STATES WITH THE HIGHEST AVERAGE PRICES IN MAY 2019

	May-19	YoY %	MoM %
ZAMFARA	<b>N300.00</b>	<b>91.72%</b>	<b>-1.64%</b>
ABUJA FCT	<b>N270.00</b>	<b>-19.70%</b>	<b>-3.57%</b>
ADAMAWA	<b>N250.00</b>	<b>28.67%</b>	<b>-1.96%</b>

### STATES WITH THE LOWEST AVERAGE PRICES IN MAY 2019

	May-19	YoY %	MoM %
ANAMBRA	<b>N135.17</b>	<b>44.82%</b>	<b>0.12%</b>
SOKOTO	<b>N130.00</b>	<b>3.72%</b>	<b>-1.52%</b>
BAUCHI	<b>N95.86</b>	<b>9.03%</b>	<b>0.90%</b>

Bus Journey Within City , Per Drop Constant Route - May 2019



## Average Transport Fare Across States -Bus Journey Intercity, State Route, Charge Per Person



YoY = **-32.95%**

**N2,360.91**

May 2018 Average



**AVERAGE**

**N1,582.97**



MoM = **-1.33%**

**N1,604.36**

April 2019 Average

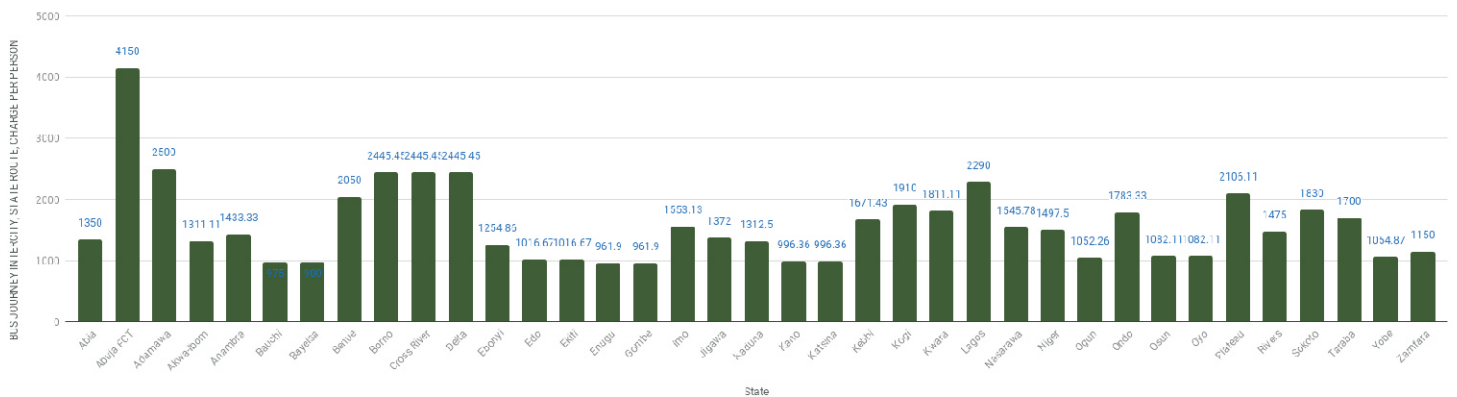
### STATES WITH THE HIGHEST AVERAGE PRICES IN MAY 2019

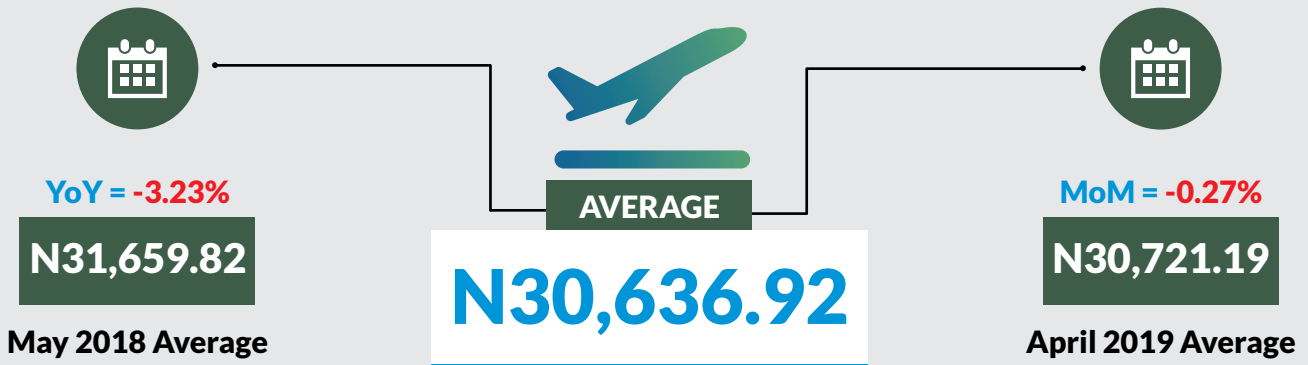
	May-19	YoY %	MoM %
ABUJA FCT	<b>N4150.00</b>	<b>0.59%</b>	<b>2.47%</b>
ADAMAWA	<b>N2500.00</b>	<b>-21.05%</b>	<b>4.17%</b>
BORNO	<b>N2445.45</b>	<b>-10.89%</b>	<b>-4.10%</b>

### STATES WITH THE LOWEST AVERAGE PRICES IN MAY 2019

	May-19	YoY %	MoM %
BAUCHI	<b>N975.00</b>	<b>-8.50%</b>	<b>-1.02%</b>
ENUGU	<b>N961.90</b>	<b>-12.30%</b>	<b>1.79%</b>
GOMBE	<b>N961.90</b>	<b>-29.31%</b>	<b>-36.72%</b>

BUS JOURNEY INTERCITY, STATE ROUTE, CHARGE PER PERSON- MAY-19



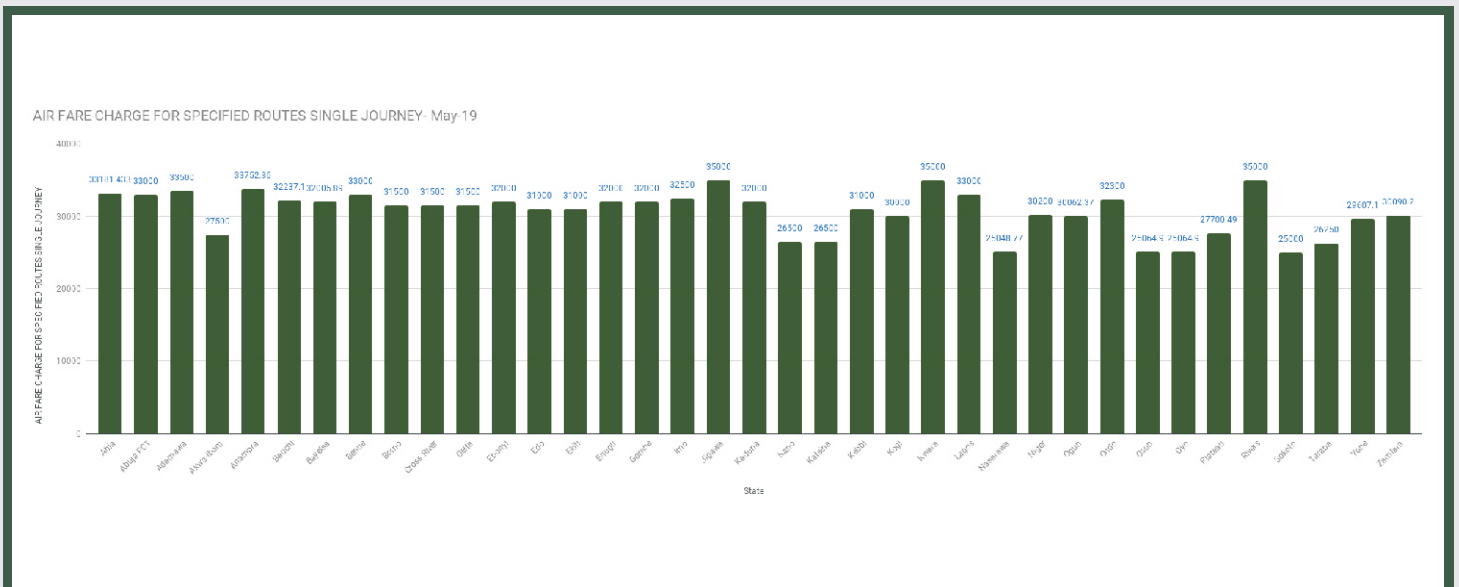


### STATES WITH THE HIGHEST AVERAGE PRICES IN MAY 2019

	May-19	YoY%	MoM%
JIGAWA	N35000.00	-9.68%	-0.14%
KWARA	N35000.00	22.81%	-0.43%
RIVERS	N35000.00	16.67%	1.60%

### STATES WITH THE LOWEST AVERAGE PRICES IN MAY 2019

	May-19	YoY%	MoM%
OYO	N25064.90	-5.42%	-0.54%
NASARAWA	N25048.77	-2.53%	-1.38%
SOKOTO	N25000.00	-16.67%	-5.80%



## Average Transport Fare Across States - Journey by Motorcycle (Okada) Per Drop



YoY = 20.03%

**N105.55**

May 2018 Average



AVERAGE

**N129.69**



MoM = 8.94%

**N116.30**

April 2019 Average

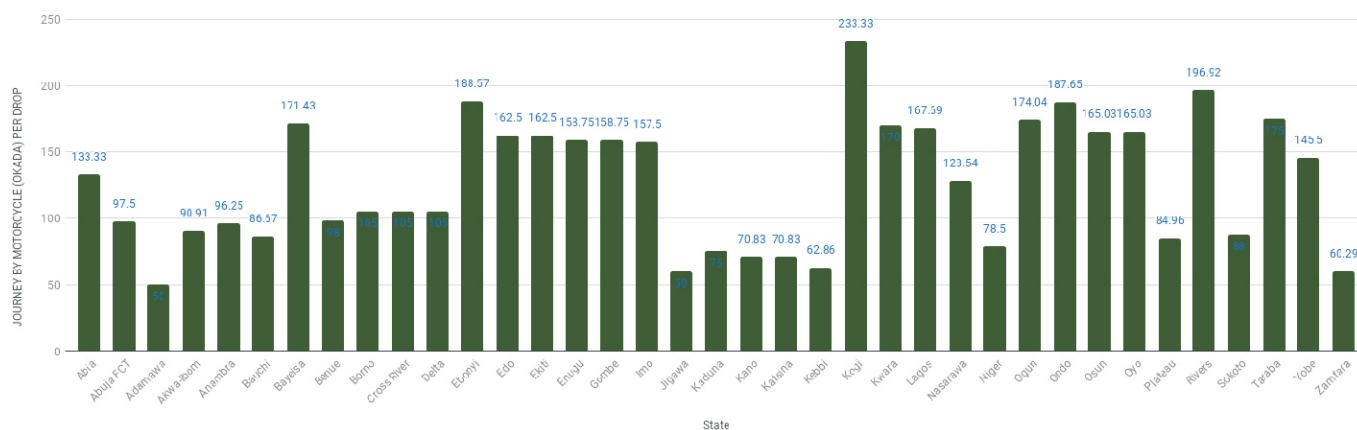
### STATES WITH THE HIGHEST AVERAGE PRICES IN MAY 2019

	May-19	YoY%	MoM%
KOGI	<b>N233.33</b>	<b>119.87%</b>	<b>26.12%</b>
RIVERS	<b>N196.92</b>	<b>13.48%</b>	<b>3.64%</b>
EBONYI	<b>N188.57</b>	<b>14.99%</b>	<b>7.14%</b>

### STATES WITH THE LOWEST AVERAGE PRICES IN MAY 2019

	May-19	YoY%	MoM%
ZAMFARA	<b>N60.29</b>	<b>-20.94%</b>	<b>-5.80%</b>
JIGAWA	<b>N60.00</b>	<b>2.27%</b>	<b>9.09%</b>
ADAMAWA	<b>N50.00</b>	<b>-23.71%</b>	<b>-9.09%</b>

JOURNEY BY MOTORCYCLE (OKADA) PER DROP - MAY 2019



## Average Transport Fare Across States -Waterway Passenger Transport



YoY = **-12.44%**

**N573.09**

May 2018 Average



AVERAGE

**N501.79**



MoM = **-7.47%**

**N542.32**

April 2019 Average

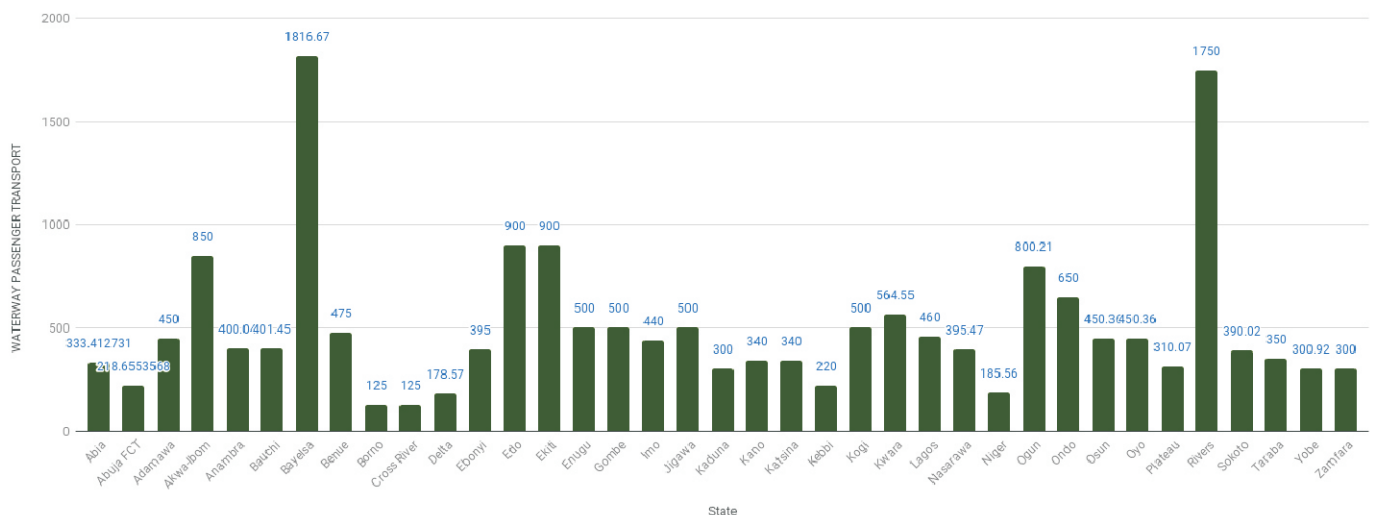
### STATES WITH THE HIGHEST AVERAGE PRICES IN MAY 2019

	May-19	YoY%	MoM%
BAYELSA	<b>N1816.67</b>	<b>-6.03%</b>	<b>-4.39%</b>
RIVERS	<b>N1750.00</b>	<b>-12.52%</b>	<b>-0.34%</b>
DELTA	<b>N900.00</b>	<b>-8.21%</b>	<b>-10.00%</b>

### STATES WITH THE LOWEST AVERAGE PRICES IN MAY 2019

	May-19	YoY%	MoM%
DELTA	<b>N178.57</b>	<b>-88.47%</b>	<b>-88.10%</b>
BORNO	<b>N125.000</b>	<b>-13.49%</b>	<b>0.00%</b>
CROSS RIVER	<b>N125.00</b>	<b>-89.59%</b>	<b>-86.67%</b>

WATERWAY PASSENGER TRANSPORT- MAY 2019





## Average Transport Fare by Categories -Abia State



### MAY 2019



BUS JOURNEY  
WITHIN CITY,  
PER DROP  
CONSTANT ROUTE

**N140.67**



BUS JOURNEY  
INTERCITY,  
STATE ROUTE,  
CHARGE PER PERSON

**N1350.00**



AIR FARE CHARGE  
FOR SPECIFIED  
ROUTES SINGLE  
JOURNEY

**N33181.43**



JOURNEY BY  
MOTORCYCLE  
(OKADA)  
PER DROP

**N133.33**



WATER TRANSPORT:  
WATER WAY  
PASSENGER  
TRANSPORTATION

**N333.41**

### APRIL 2019



BUS JOURNEY  
WITHIN CITY,  
PER DROP  
CONSTANT ROUTE

**N130.70**



BUS JOURNEY  
INTERCITY,  
STATE ROUTE,  
CHARGE PER PERSON

**N1320.00**



AIR FARE CHARGE  
FOR SPECIFIED  
ROUTES SINGLE  
JOURNEY

**N33539.00**



JOURNEY BY  
MOTORCYCLE  
(OKADA)  
PER DROP

**N135.00**



WATER TRANSPORT:  
WATER WAY  
PASSENGER  
TRANSPORTATION

**N335.00**

### YoY % & MoM %



BUS JOURNEY  
WITHIN CITY,  
PER DROP  
CONSTANT ROUTE

**YoY % = -40.28**

**MoM % = 7.63**



BUS JOURNEY  
INTERCITY,  
STATE ROUTE,  
CHARGE PER PERSON

**YoY % = -14.41**

**MoM % = 2.27**



AIR FARE CHARGE  
FOR SPECIFIED  
ROUTES SINGLE  
JOURNEY

**YoY % = -1.83**

**MoM % = -1.07**



JOURNEY BY  
MOTORCYCLE  
(OKADA)  
PER DROP

**YoY % = -8.13**

**MoM % = -1.23**




WATER TRANSPORT:  
WATER WAY  
PASSENGER  
TRANSPORTATION

**YoY % = -0.97**

**MoM % = -0.47**

## Average Transport Fare by Categories -Abuja FCT



### MAY 2019



BUS JOURNEY  
WITHIN CITY,  
PER DROP  
CONSTANT ROUTE

**N270.00**



BUS JOURNEY  
INTERCITY,  
STATE ROUTE,  
CHARGE PER PERSON

**N4150.00**



AIR FARE CHARGE  
FOR SPECIFIED  
ROUTES SINGLE  
JOURNEY

**N33000.00**



JOURNEY BY  
MOTORCYCLE  
(OKADA)  
PER DROP

**N97.50**



WATER TRANSPORT:  
WATER WAY  
PASSENGER  
TRANSPORTATION

**N218.6554**

### APRIL 2019



BUS JOURNEY  
WITHIN CITY,  
PER DROP  
CONSTANT ROUTE

**N280.00**



BUS JOURNEY  
INTERCITY,  
STATE ROUTE,  
CHARGE PER PERSON

**N4050.00**



AIR FARE CHARGE  
FOR SPECIFIED  
ROUTES SINGLE  
JOURNEY

**N35500.00**



JOURNEY BY  
MOTORCYCLE  
(OKADA)  
PER DROP

**N80.00**



WATER TRANSPORT:  
WATER WAY  
PASSENGER  
TRANSPORTATION

**N220.00**

### YoY % & MoM %



BUS JOURNEY  
WITHIN CITY,  
PER DROP  
CONSTANT ROUTE

**YoY % = -19.70**

**MoM % = -3.57**



BUS JOURNEY  
INTERCITY,  
STATE ROUTE,  
CHARGE PER PERSON

**YoY % = 0.59**

**MoM % = 2.47**



AIR FARE CHARGE  
FOR SPECIFIED  
ROUTES SINGLE  
JOURNEY

**YoY % = -16.65**

**MoM % = -7.04**



JOURNEY BY  
MOTORCYCLE  
(OKADA)  
PER DROP

**YoY % = 56.00**

**MoM % = 21.88**




WATER TRANSPORT:  
WATER WAY  
PASSENGER  
TRANSPORTATION

**YoY % = -9.31**

**MoM % = -0.61**

## Average Transport Fare by Categories -Adamawa State



### MAY 2019



**BUS JOURNEY  
WITHIN CITY,  
PER DROP  
CONSTANT ROUTE**

**N250.00**



**BUS JOURNEY  
INTERCITY,  
STATE ROUTE,  
CHARGE PER PERSON**

**N2500.00**



**AIR FARE CHARGE  
FOR SPECIFIED  
ROUTES SINGLE  
JOURNEY**

**N3500.00**



**JOURNEY BY  
MOTORCYCLE  
(OKADA)  
PER DROP**

**N50.00**



**WATER TRANSPORT:  
WATER WAY  
PASSENGER  
TRANSPORTATION**

**N450.00**

### APRIL 2019



**BUS JOURNEY  
WITHIN CITY,  
PER DROP  
CONSTANT ROUTE**

**N255.00**



**BUS JOURNEY  
INTERCITY,  
STATE ROUTE,  
CHARGE PER PERSON**

**N2400.00**



**AIR FARE CHARGE  
FOR SPECIFIED  
ROUTES SINGLE  
JOURNEY**

**N33450.00**



**JOURNEY BY  
MOTORCYCLE  
(OKADA)  
PER DROP**

**N55.00**



**WATER TRANSPORT:  
WATER WAY  
PASSENGER  
TRANSPORTATION**

**N410.00**

### YoY % & MoM %



**BUS JOURNEY  
WITHIN CITY,  
PER DROP  
CONSTANT ROUTE**

**YoY % = 28.67**

**MoM % = -1.96**



**BUS JOURNEY  
INTERCITY,  
STATE ROUTE,  
CHARGE PER PERSON**

**YoY % = -21.05**

**MoM % = 4.17**



**AIR FARE CHARGE  
FOR SPECIFIED  
ROUTES SINGLE  
JOURNEY**

**YoY % = -88.89**

**MoM % = -89.54**



**JOURNEY BY  
MOTORCYCLE  
(OKADA)  
PER DROP**

**YoY % = -23.71**

**MoM % = -9.09**




**WATER TRANSPORT:  
WATER WAY  
PASSENGER  
TRANSPORTATION**

**YoY % = 6.25**

**MoM % = 9.76**

## Average Transport Fare by Categories -Akwa Ibom State



### MAY 2019



BUS JOURNEY  
WITHIN CITY,  
PER DROP  
CONSTANT ROUTE

**N227.50**



BUS JOURNEY  
INTERCITY,  
STATE ROUTE,  
CHARGE PER PERSON

**N1311.11**



AIR FARE CHARGE  
FOR SPECIFIED  
ROUTES SINGLE  
JOURNEY

**N27500.00**



JOURNEY BY  
MOTORCYCLE  
(OKADA)  
PER DROP

**N90.91**



WATER TRANSPORT:  
WATER WAY  
PASSENGER  
TRANSPORTATION

**N850.00**

### APRIL 2019



BUS JOURNEY  
WITHIN CITY,  
PER DROP  
CONSTANT ROUTE

**N219.00**



BUS JOURNEY  
INTERCITY,  
STATE ROUTE,  
CHARGE PER PERSON

**N1240.00**



AIR FARE CHARGE  
FOR SPECIFIED  
ROUTES SINGLE  
JOURNEY

**N29600.00**



JOURNEY BY  
MOTORCYCLE  
(OKADA)  
PER DROP

**N93.00**



WATER TRANSPORT:  
WATER WAY  
PASSENGER  
TRANSPORTATION

**N815.00**

### YoY % & MoM %



BUS JOURNEY  
WITHIN CITY,  
PER DROP  
CONSTANT ROUTE

**YoY % = 14.71**

**MoM % = 3.88**



BUS JOURNEY  
INTERCITY,  
STATE ROUTE,  
CHARGE PER PERSON

**YoY % = -11.94**

**MoM % = 5.73**



AIR FARE CHARGE  
FOR SPECIFIED  
ROUTES SINGLE  
JOURNEY

**YoY % = -22.72**

**MoM % = -7.09**



JOURNEY BY  
MOTORCYCLE  
(OKADA)  
PER DROP

**YoY % = -25.34**

**MoM % = -2.25**




WATER TRANSPORT:  
WATER WAY  
PASSENGER  
TRANSPORTATION

**YoY % = -17.30**

**MoM % = 4.29**

## Average Transport Fare by Categories -Anambra State



### MAY 2019



BUS JOURNEY  
WITHIN CITY,  
PER DROP  
CONSTANT ROUTE

**N135.17**



BUS JOURNEY  
INTERCITY,  
STATE ROUTE,  
CHARGE PER PERSON

**N1433.33**



AIR FARE CHARGE  
FOR SPECIFIED  
ROUTES SINGLE  
JOURNEY

**N33752.86**



JOURNEY BY  
MOTORCYCLE  
(OKADA)  
PER DROP

**N96.25**



WATER TRANSPORT:  
WATER WAY  
PASSENGER  
TRANSPORTATION

**N400.04**

### APRIL 2019



BUS JOURNEY  
WITHIN CITY,  
PER DROP  
CONSTANT ROUTE

**N135.00**



BUS JOURNEY  
INTERCITY,  
STATE ROUTE,  
CHARGE PER PERSON

**N1440.00**



AIR FARE CHARGE  
FOR SPECIFIED  
ROUTES SINGLE  
JOURNEY

**N33800.00**



JOURNEY BY  
MOTORCYCLE  
(OKADA)  
PER DROP

**N95.00**



WATER TRANSPORT:  
WATER WAY  
PASSENGER  
TRANSPORTATION

**N400.00**

### YoY % & MoM %



BUS JOURNEY  
WITHIN CITY,  
PER DROP  
CONSTANT ROUTE

**YoY % = 44.82**

**MoM % = 0.12**



BUS JOURNEY  
INTERCITY,  
STATE ROUTE,  
CHARGE PER PERSON

**YoY % = 22.37**

**MoM % = -0.46**



AIR FARE CHARGE  
FOR SPECIFIED  
ROUTES SINGLE  
JOURNEY

**YoY % = -9.99**

**MoM % = -0.14**



JOURNEY BY  
MOTORCYCLE  
(OKADA)  
PER DROP

**YoY % = -30.08**

**MoM % = 1.32**



WATER TRANSPORT:  
WATER WAY  
PASSENGER  
TRANSPORTATION

**YoY % = 2.14**

**MoM % = 0.01**

## Average Transport Fare by Categories -Bauchi State



### MAY 2019



BUS JOURNEY  
WITHIN CITY,  
PER DROP  
CONSTANT ROUTE

**N95.86**



BUS JOURNEY  
INTERCITY,  
STATE ROUTE,  
CHARGE PER PERSON

**N975.00**



AIR FARE CHARGE  
FOR SPECIFIED  
ROUTES SINGLE  
JOURNEY

**N32237.10**



JOURNEY BY  
MOTORCYCLE  
(OKADA)  
PER DROP

**N86.67**



WATER TRANSPORT:  
WATER WAY  
PASSENGER  
TRANSPORTATION

**N401.45**

### APRIL 2019



BUS JOURNEY  
WITHIN CITY,  
PER DROP  
CONSTANT ROUTE

**N95.00**



BUS JOURNEY  
INTERCITY,  
STATE ROUTE,  
CHARGE PER PERSON

**N985.00**



AIR FARE CHARGE  
FOR SPECIFIED  
ROUTES SINGLE  
JOURNEY

**N32200.00**



JOURNEY BY  
MOTORCYCLE  
(OKADA)  
PER DROP

**N86.00**



WATER TRANSPORT:  
WATER WAY  
PASSENGER  
TRANSPORTATION

**N400.00**

### YoY % & MoM %



BUS JOURNEY  
WITHIN CITY,  
PER DROP  
CONSTANT ROUTE

YoY % = 9.03  
MoM % = 0.90



BUS JOURNEY  
INTERCITY,  
STATE ROUTE,  
CHARGE PER PERSON

YoY % = -8.50  
MoM % = -1.02



AIR FARE CHARGE  
FOR SPECIFIED  
ROUTES SINGLE  
JOURNEY

YoY % = -7.70  
MoM % = 0.12



JOURNEY BY  
MOTORCYCLE  
(OKADA)  
PER DROP

YoY % = 25.71  
MoM % = 0.78



WATER TRANSPORT:  
WATER WAY  
PASSENGER  
TRANSPORTATION

YoY % = -3.85  
MoM % = 0.36

## Average Transport Fare by Categories -Bayelsa State



### MAY 2019



BUS JOURNEY  
WITHIN CITY,  
PER DROP  
CONSTANT ROUTE

**N193.62**



BUS JOURNEY  
INTERCITY,  
STATE ROUTE,  
CHARGE PER PERSON

**N980.00**



AIR FARE CHARGE  
FOR SPECIFIED  
ROUTES SINGLE  
JOURNEY

**N32005.89**



JOURNEY BY  
MOTORCYCLE  
(OKADA)  
PER DROP

**N171.43**



WATER TRANSPORT:  
WATER WAY  
PASSENGER  
TRANSPORTATION

**N1816.67**

### APRIL 2019



BUS JOURNEY  
WITHIN CITY,  
PER DROP  
CONSTANT ROUTE

**N195.00**



BUS JOURNEY  
INTERCITY,  
STATE ROUTE,  
CHARGE PER PERSON

**N1000.50**



AIR FARE CHARGE  
FOR SPECIFIED  
ROUTES SINGLE  
JOURNEY

**N32040.00**



JOURNEY BY  
MOTORCYCLE  
(OKADA)  
PER DROP

**N160.00**



WATER TRANSPORT:  
WATER WAY  
PASSENGER  
TRANSPORTATION

**N1900.00**

### YoY % & MoM %



BUS JOURNEY  
WITHIN CITY,  
PER DROP  
CONSTANT ROUTE

**YoY % = 26.97**

**MoM % = -0.71**



BUS JOURNEY  
INTERCITY,  
STATE ROUTE,  
CHARGE PER PERSON

**YoY % = -12.89**

**MoM % = -2.05**



AIR FARE CHARGE  
FOR SPECIFIED  
ROUTES SINGLE  
JOURNEY

**YoY % = 3.24**

**MoM % = -0.11**



JOURNEY BY  
MOTORCYCLE  
(OKADA)  
PER DROP

**YoY % = 11.63**

**MoM % = 7.14**



WATER TRANSPORT:  
WATER WAY  
PASSENGER  
TRANSPORTATION

**YoY % = -6.03**

**MoM % = -4.39**

## Average Transport Fare by Categories -Benue State



### MAY 2019



BUS JOURNEY  
WITHIN CITY,  
PER DROP  
CONSTANT ROUTE

**N167.50**



BUS JOURNEY  
INTERCITY,  
STATE ROUTE,  
CHARGE PER PERSON

**N2050.00**



AIR FARE CHARGE  
FOR SPECIFIED  
ROUTES SINGLE  
JOURNEY

**N33000.00**



JOURNEY BY  
MOTORCYCLE  
(OKADA)  
PER DROP

**N98.00**



WATER TRANSPORT:  
WATER WAY  
PASSENGER  
TRANSPORTATION

**N475.00**

### APRIL 2019



BUS JOURNEY  
WITHIN CITY,  
PER DROP  
CONSTANT ROUTE

**N155.00**



BUS JOURNEY  
INTERCITY,  
STATE ROUTE,  
CHARGE PER PERSON

**N1930.00**



AIR FARE CHARGE  
FOR SPECIFIED  
ROUTES SINGLE  
JOURNEY

**N33000.00**



JOURNEY BY  
MOTORCYCLE  
(OKADA)  
PER DROP

**N105.00**



WATER TRANSPORT:  
WATER WAY  
PASSENGER  
TRANSPORTATION

**N485.00**

### YoY % & MoM %



BUS JOURNEY  
WITHIN CITY,  
PER DROP  
CONSTANT ROUTE

**YoY % = -16.53**

**MoM % = 8.06**



BUS JOURNEY  
INTERCITY,  
STATE ROUTE,  
CHARGE PER PERSON

**YoY % = 2.46**

**MoM % = 6.22**



AIR FARE CHARGE  
FOR SPECIFIED  
ROUTES SINGLE  
JOURNEY

**YoY % = -8.97**

**MoM % = 0.00**



JOURNEY BY  
MOTORCYCLE  
(OKADA)  
PER DROP

**YoY % = 21.28**

**MoM % = -6.67**




WATER TRANSPORT:  
WATER WAY  
PASSENGER  
TRANSPORTATION

**YoY % = 31.03**

**MoM % = -2.06**



## Average Transport Fare by Categories -Borno State



### MAY 2019



BUS JOURNEY  
WITHIN CITY,  
PER DROP  
CONSTANT ROUTE

**N155.00**



BUS JOURNEY  
INTERCITY,  
STATE ROUTE,  
CHARGE PER PERSON

**N2445.45**



AIR FARE CHARGE  
FOR SPECIFIED  
ROUTES SINGLE  
JOURNEY

**N31500.00**



JOURNEY BY  
MOTORCYCLE  
(OKADA)  
PER DROP

**N105.00**



WATER TRANSPORT:  
WATER WAY  
PASSENGER  
TRANSPORTATION

**N125.00**

### APRIL 2019



BUS JOURNEY  
WITHIN CITY,  
PER DROP  
CONSTANT ROUTE

**N150.00**



BUS JOURNEY  
INTERCITY,  
STATE ROUTE,  
CHARGE PER PERSON

**N2550.00**



AIR FARE CHARGE  
FOR SPECIFIED  
ROUTES SINGLE  
JOURNEY

**N30500.00**



JOURNEY BY  
MOTORCYCLE  
(OKADA)  
PER DROP

**N85.00**



WATER TRANSPORT:  
WATER WAY  
PASSENGER  
TRANSPORTATION

**N125.00**

### YoY % & MoM %



BUS JOURNEY  
WITHIN CITY,  
PER DROP  
CONSTANT ROUTE

**YoY % = 34.13**

**MoM % = 3.33**



BUS JOURNEY  
INTERCITY,  
STATE ROUTE,  
CHARGE PER PERSON

**YoY % = -10.89**

**MoM % = -4.10**



AIR FARE CHARGE  
FOR SPECIFIED  
ROUTES SINGLE  
JOURNEY

**YoY % = 1.61**

**MoM % = 3.28**



JOURNEY BY  
MOTORCYCLE  
(OKADA)  
PER DROP

**YoY % = 40.00**

**MoM % = 23.53**



WATER TRANSPORT:  
WATER WAY  
PASSENGER  
TRANSPORTATION

**YoY % = -13.49**

**MoM % = 0.00**

## Average Transport Fare by Categories -Cross River State



### MAY 2019



**BUS JOURNEY  
WITHIN CITY,  
PER DROP  
CONSTANT ROUTE**

**N305.00**



**BUS JOURNEY  
INTERCITY,  
STATE ROUTE,  
CHARGE PER PERSON**

**N1368.42**



**AIR FARE CHARGE  
FOR SPECIFIED  
ROUTES SINGLE  
JOURNEY**

**N31333.33**



**JOURNEY BY  
MOTORCYCLE  
(OKADA)  
PER DROP**

**N115.00**



**WATER TRANSPORT:  
WATER WAY  
PASSENGER  
TRANSPORTATION**

**N960.00**

### APRIL 2019



**BUS JOURNEY  
WITHIN CITY,  
PER DROP  
CONSTANT ROUTE**

**N284.00**



**BUS JOURNEY  
INTERCITY,  
STATE ROUTE,  
CHARGE PER PERSON**

**N1370.00**



**AIR FARE CHARGE  
FOR SPECIFIED  
ROUTES SINGLE  
JOURNEY**

**N32290.00**



**JOURNEY BY  
MOTORCYCLE  
(OKADA)  
PER DROP**

**N120.00**



**WATER TRANSPORT:  
WATER WAY  
PASSENGER  
TRANSPORTATION**

**N938.00**

### YoY % & MoM %



**BUS JOURNEY  
WITHIN CITY,  
PER DROP  
CONSTANT ROUTE**

**YoY % = 8.10  
MoM % = 7.39**



**BUS JOURNEY  
INTERCITY,  
STATE ROUTE,  
CHARGE PER PERSON**

**YoY % = 7.78  
MoM % = -0.12**



**AIR FARE CHARGE  
FOR SPECIFIED  
ROUTES SINGLE  
JOURNEY**

**YoY % = -1.78  
MoM % = -2.96**



**JOURNEY BY  
MOTORCYCLE  
(OKADA)  
PER DROP**

**YoY % = -15.13  
MoM % = -4.17**



**WATER TRANSPORT:  
WATER WAY  
PASSENGER  
TRANSPORTATION**

**YoY % = -20.05  
MoM % = 2.35**

## Average Transport Fare by Categories -Delta State



### MAY 2019



BUS JOURNEY  
WITHIN CITY,  
PER DROP  
CONSTANT ROUTE

**N152.00**



BUS JOURNEY  
INTERCITY,  
STATE ROUTE,  
CHARGE PER PERSON

**N1222.73**



AIR FARE CHARGE  
FOR SPECIFIED  
ROUTES SINGLE  
JOURNEY

**N32000.00**



JOURNEY BY  
MOTORCYCLE  
(OKADA)  
PER DROP

**N70.00**



WATER TRANSPORT:  
WATER WAY  
PASSENGER  
TRANSPORTATION

**N178.57**

### APRIL 2019



BUS JOURNEY  
WITHIN CITY,  
PER DROP  
CONSTANT ROUTE

**N150.00**



BUS JOURNEY  
INTERCITY,  
STATE ROUTE,  
CHARGE PER PERSON

**N1210.00**



AIR FARE CHARGE  
FOR SPECIFIED  
ROUTES SINGLE  
JOURNEY

**N32000.00**



JOURNEY BY  
MOTORCYCLE  
(OKADA)  
PER DROP

**N75.00**



WATER TRANSPORT:  
WATER WAY  
PASSENGER  
TRANSPORTATION

**N1500.00**

### YoY % & MoM %



BUS JOURNEY  
WITHIN CITY,  
PER DROP  
CONSTANT ROUTE

**YoY % = 11.11**

**MoM % = 1.33**



BUS JOURNEY  
INTERCITY,  
STATE ROUTE,  
CHARGE PER PERSON

**YoY % = -3.31**

**MoM % = 1.05**



AIR FARE CHARGE  
FOR SPECIFIED  
ROUTES SINGLE  
JOURNEY

**YoY % = -1.54**

**MoM % = 0.00**



JOURNEY BY  
MOTORCYCLE  
(OKADA)  
PER DROP

**YoY % = -14.50**

**MoM % = -6.67**




WATER TRANSPORT:  
WATER WAY  
PASSENGER  
TRANSPORTATION

**YoY % = -88.47**

**MoM % = -88.10**

## Average Transport Fare by Categories -Ebonyi State



### MAY 2019



BUS JOURNEY  
WITHIN CITY,  
PER DROP  
CONSTANT ROUTE

**N175.00**



BUS JOURNEY  
INTERCITY,  
STATE ROUTE,  
CHARGE PER PERSON

**N1254.86**



AIR FARE CHARGE  
FOR SPECIFIED  
ROUTES SINGLE  
JOURNEY

**N32000.00**



JOURNEY BY  
MOTORCYCLE  
(OKADA)  
PER DROP

**N188.57**



WATER TRANSPORT:  
WATER WAY  
PASSENGER  
TRANSPORTATION

**N395.00**

### APRIL 2019



BUS JOURNEY  
WITHIN CITY,  
PER DROP  
CONSTANT ROUTE

**N182.00**



BUS JOURNEY  
INTERCITY,  
STATE ROUTE,  
CHARGE PER PERSON

**N1250.00**



AIR FARE CHARGE  
FOR SPECIFIED  
ROUTES SINGLE  
JOURNEY

**N32045.00**



JOURNEY BY  
MOTORCYCLE  
(OKADA)  
PER DROP

**N176.00**



WATER TRANSPORT:  
WATER WAY  
PASSENGER  
TRANSPORTATION

**N395.00**

### YoY % & MoM %



BUS JOURNEY  
WITHIN CITY,  
PER DROP  
CONSTANT ROUTE

**YoY % = -11.95**

**MoM % = -3.85**



BUS JOURNEY  
INTERCITY,  
STATE ROUTE,  
CHARGE PER PERSON

**YoY % = -22.81**

**MoM % = 0.39**



AIR FARE CHARGE  
FOR SPECIFIED  
ROUTES SINGLE  
JOURNEY

**YoY % = 0.79**

**MoM % = -0.14**



JOURNEY BY  
MOTORCYCLE  
(OKADA)  
PER DROP

**YoY % = 14.99**

**MoM % = 7.14**




WATER TRANSPORT:  
WATER WAY  
PASSENGER  
TRANSPORTATION

**YoY % = -0.96**

**MoM % = 0.00**

## Average Transport Fare by Categories -Edo State



### MAY 2019



BUS JOURNEY  
WITHIN CITY,  
PER DROP  
CONSTANT ROUTE

**N164.17**



BUS JOURNEY  
INTERCITY,  
STATE ROUTE,  
CHARGE PER PERSON

**N1016.67**



AIR FARE CHARGE  
FOR SPECIFIED  
ROUTES SINGLE  
JOURNEY

**N31000.00**



JOURNEY BY  
MOTORCYCLE  
(OKADA)  
PER DROP

**N162.50**



WATER TRANSPORT:  
WATER WAY  
PASSENGER  
TRANSPORTATION

**N900.00**

### APRIL 2019



BUS JOURNEY  
WITHIN CITY,  
PER DROP  
CONSTANT ROUTE

**N170.00**



BUS JOURNEY  
INTERCITY,  
STATE ROUTE,  
CHARGE PER PERSON

**N1140.00**



AIR FARE CHARGE  
FOR SPECIFIED  
ROUTES SINGLE  
JOURNEY

**N32500.00**



JOURNEY BY  
MOTORCYCLE  
(OKADA)  
PER DROP

**N170.00**



WATER TRANSPORT:  
WATER WAY  
PASSENGER  
TRANSPORTATION

**N1000.00**

### YoY % & MoM %



BUS JOURNEY  
WITHIN CITY,  
PER DROP  
CONSTANT ROUTE

**YoY % = -18.11**

**MoM % = -3.43**



BUS JOURNEY  
INTERCITY,  
STATE ROUTE,  
CHARGE PER PERSON

**YoY % = -32.26**

**MoM % = -10.82**



AIR FARE CHARGE  
FOR SPECIFIED  
ROUTES SINGLE  
JOURNEY

**YoY % = -22.40**

**MoM % = -4.62**



JOURNEY BY  
MOTORCYCLE  
(OKADA)  
PER DROP

**YoY % = 0.85**


**MoM % = -4.41**



WATER TRANSPORT:  
WATER WAY  
PASSENGER  
TRANSPORTATION

**YoY % = -8.21**

**MoM % = -10.00**



### MAY 2019



BUS JOURNEY WITHIN CITY, PER DROP CONSTANT ROUTE

**N200.33**



BUS JOURNEY INTERCITY, STATE ROUTE, CHARGE PER PERSON

**N2205.71**



AIR FARE CHARGE FOR SPECIFIED ROUTES SINGLE JOURNEY

**N28050.00**



JOURNEY BY MOTORCYCLE (OKADA) PER DROP

**N86.32**



WATER TRANSPORT: WATER WAY PASSENGER TRANSPORTATION

**N450.00**

### APRIL 2019



BUS JOURNEY WITHIN CITY, PER DROP CONSTANT ROUTE

**N210.00**



BUS JOURNEY INTERCITY, STATE ROUTE, CHARGE PER PERSON

**N2110.00**



AIR FARE CHARGE FOR SPECIFIED ROUTES SINGLE JOURNEY

**N28450.00**



JOURNEY BY MOTORCYCLE (OKADA) PER DROP

**N85.00**



WATER TRANSPORT: WATER WAY PASSENGER TRANSPORTATION

**N450.00**

### YoY % & MoM %



BUS JOURNEY WITHIN CITY, PER DROP CONSTANT ROUTE

**YoY % = -7.01**  
**MoM % = -4.60**



BUS JOURNEY INTERCITY, STATE ROUTE, CHARGE PER PERSON

**YoY % = 1.32**  
**MoM % = 4.54**



AIR FARE CHARGE FOR SPECIFIED ROUTES SINGLE JOURNEY

**YoY % = 4.15**  
**MoM % = -1.41**



JOURNEY BY MOTORCYCLE (OKADA) PER DROP

**YoY % = 47.55**  
**MoM % = 1.55**



WATER TRANSPORT: WATER WAY PASSENGER TRANSPORTATION

**YoY % = 5.42**  
**MoM % = 0.00**

## Average Transport Fare by Categories -Enugu State



### MAY 2019



BUS JOURNEY  
WITHIN CITY,  
PER DROP  
CONSTANT ROUTE

**N149.26**



BUS JOURNEY  
INTERCITY,  
STATE ROUTE,  
CHARGE PER PERSON

**N961.90**



AIR FARE CHARGE  
FOR SPECIFIED  
ROUTES SINGLE  
JOURNEY

**N32000.00**



JOURNEY BY  
MOTORCYCLE  
(OKADA)  
PER DROP

**N158.75**



WATER TRANSPORT:  
WATER WAY  
PASSENGER  
TRANSPORTATION

**N500.00**

### APRIL 2019



BUS JOURNEY  
WITHIN CITY,  
PER DROP  
CONSTANT ROUTE

**N137.00**



BUS JOURNEY  
INTERCITY,  
STATE ROUTE,  
CHARGE PER PERSON

**N945.00**



AIR FARE CHARGE  
FOR SPECIFIED  
ROUTES SINGLE  
JOURNEY

**N32000.00**



JOURNEY BY  
MOTORCYCLE  
(OKADA)  
PER DROP

**N150.00**



WATER TRANSPORT:  
WATER WAY  
PASSENGER  
TRANSPORTATION

**N500.00**

### YoY % & MoM %



BUS JOURNEY  
WITHIN CITY,  
PER DROP  
CONSTANT ROUTE

**YoY % = 14.37**

**MoM % = 8.95**



BUS JOURNEY  
INTERCITY,  
STATE ROUTE,  
CHARGE PER PERSON

**YoY % = -12.30**

**MoM % = 1.79**



AIR FARE CHARGE  
FOR SPECIFIED  
ROUTES SINGLE  
JOURNEY

**YoY % = -1.54**

**MoM % = 0.00**



JOURNEY BY  
MOTORCYCLE  
(OKADA)  
PER DROP

**YoY % = -5.74**

**MoM % = 5.83**




WATER TRANSPORT:  
WATER WAY  
PASSENGER  
TRANSPORTATION

**YoY % = -2.00**

**MoM % = 0.00**

## Average Transport Fare by Categories -Gombe State



### MAY 2019



BUS JOURNEY  
WITHIN CITY,  
PER DROP  
CONSTANT ROUTE

**N141.00**



BUS JOURNEY  
INTERCITY,  
STATE ROUTE,  
CHARGE PER PERSON

**N1604.00**



AIR FARE CHARGE  
FOR SPECIFIED  
ROUTES SINGLE  
JOURNEY

**N26020.00**



JOURNEY BY  
MOTORCYCLE  
(OKADA)  
PER DROP

**N75.00**



WATER TRANSPORT:  
WATER WAY  
PASSENGER  
TRANSPORTATION

**N183.00**

### APRIL 2019



BUS JOURNEY  
WITHIN CITY,  
PER DROP  
CONSTANT ROUTE

**N146.00**



BUS JOURNEY  
INTERCITY,  
STATE ROUTE,  
CHARGE PER PERSON

**N1520.00**



AIR FARE CHARGE  
FOR SPECIFIED  
ROUTES SINGLE  
JOURNEY

**N27600.00**



JOURNEY BY  
MOTORCYCLE  
(OKADA)  
PER DROP

**N75.00**



WATER TRANSPORT:  
WATER WAY  
PASSENGER  
TRANSPORTATION

**N170.00**

### YoY % & MoM %



BUS JOURNEY  
WITHIN CITY,  
PER DROP  
CONSTANT ROUTE

YoY % = 3.98  
MoM % = -3.42



BUS JOURNEY  
INTERCITY,  
STATE ROUTE,  
CHARGE PER PERSON

YoY % = 17.87  
MoM % = 5.53



AIR FARE CHARGE  
FOR SPECIFIED  
ROUTES SINGLE  
JOURNEY

YoY % = -24.58  
MoM % = -5.72



JOURNEY BY  
MOTORCYCLE  
(OKADA)  
PER DROP

YoY % = -2.17  
MoM % = 0.00



WATER TRANSPORT:  
WATER WAY  
PASSENGER  
TRANSPORTATION

YoY % = 3.05  
MoM % = 7.65



## Average Transport Fare by Categories -Imo State



### MAY 2019



BUS JOURNEY WITHIN CITY, PER DROP CONSTANT ROUTE

**N147.73**



BUS JOURNEY INTERCITY, STATE ROUTE, CHARGE PER PERSON

**N1553.13**



AIR FARE CHARGE FOR SPECIFIED ROUTES SINGLE JOURNEY

**N32500.00**



JOURNEY BY MOTORCYCLE (OKADA) PER DROP

**N157.50**



WATER TRANSPORT: WATER WAY PASSENGER TRANSPORTATION

**N440.00**

### APRIL 2019



BUS JOURNEY WITHIN CITY, PER DROP CONSTANT ROUTE

**N137.00**



BUS JOURNEY INTERCITY, STATE ROUTE, CHARGE PER PERSON

**N1510.00**



AIR FARE CHARGE FOR SPECIFIED ROUTES SINGLE JOURNEY

**N32150.00**



JOURNEY BY MOTORCYCLE (OKADA) PER DROP

**N170.00**



WATER TRANSPORT: WATER WAY PASSENGER TRANSPORTATION

**N440.00**

### YoY % & MoM %



BUS JOURNEY WITHIN CITY, PER DROP CONSTANT ROUTE

**YoY % = -8.24**

**MoM % = 7.83**



BUS JOURNEY INTERCITY, STATE ROUTE, CHARGE PER PERSON

**YoY % = -23.89**

**MoM % = 2.86**



AIR FARE CHARGE FOR SPECIFIED ROUTES SINGLE JOURNEY

**YoY % = 5.18**

**MoM % = 1.09**



JOURNEY BY MOTORCYCLE (OKADA) PER DROP

**YoY % = 1.94**

**MoM % = -7.35**




WATER TRANSPORT: WATER WAY PASSENGER TRANSPORTATION

**YoY % = -4.51**

**MoM % = 0.00**

## Average Transport Fare by Categories -Jigawa State



### MAY 2019



BUS JOURNEY WITHIN CITY, PER DROP CONSTANT ROUTE

**N147.00**



BUS JOURNEY INTERCITY, STATE ROUTE, CHARGE PER PERSON

**N1372.00**



AIR FARE CHARGE FOR SPECIFIED ROUTES SINGLE JOURNEY

**N35000.00**



JOURNEY BY MOTORCYCLE (OKADA) PER DROP

**N60.00**



WATER TRANSPORT: WATER WAY PASSENGER TRANSPORTATION

**N500.00**

### APRIL 2019



BUS JOURNEY WITHIN CITY, PER DROP CONSTANT ROUTE

**N154.00**



BUS JOURNEY INTERCITY, STATE ROUTE, CHARGE PER PERSON

**N1350.00**



AIR FARE CHARGE FOR SPECIFIED ROUTES SINGLE JOURNEY

**N35050.00**



JOURNEY BY MOTORCYCLE (OKADA) PER DROP

**N55.00**



WATER TRANSPORT: WATER WAY PASSENGER TRANSPORTATION

**N515.00**

### YoY % & MoM %



BUS JOURNEY WITHIN CITY, PER DROP CONSTANT ROUTE

YoY % = 10.25  
MoM % = -4.55



BUS JOURNEY INTERCITY, STATE ROUTE, CHARGE PER PERSON

YoY % = 11.50  
MoM % = 1.63



AIR FARE CHARGE FOR SPECIFIED ROUTES SINGLE JOURNEY

YoY % = -9.68  
MoM % = -0.14



JOURNEY BY MOTORCYCLE (OKADA) PER DROP

YoY % = 2.27  
MoM % = 9.09



WATER TRANSPORT: WATER WAY PASSENGER TRANSPORTATION

YoY % = -6.99  
MoM % = -2.91

## Average Transport Fare by Categories -Kaduna State



### MAY 2019



BUS JOURNEY  
WITHIN CITY,  
PER DROP  
CONSTANT ROUTE

**N170.00**



BUS JOURNEY  
INTERCITY,  
STATE ROUTE,  
CHARGE PER PERSON

**N1312.50**



AIR FARE CHARGE  
FOR SPECIFIED  
ROUTES SINGLE  
JOURNEY

**N32000.00**



JOURNEY BY  
MOTORCYCLE  
(OKADA)  
PER DROP

**N75.00**



WATER TRANSPORT:  
WATER WAY  
PASSENGER  
TRANSPORTATION

**N300.00**

### APRIL 2019



BUS JOURNEY  
WITHIN CITY,  
PER DROP  
CONSTANT ROUTE

**N185.00**



BUS JOURNEY  
INTERCITY,  
STATE ROUTE,  
CHARGE PER PERSON

**N1345.00**



AIR FARE CHARGE  
FOR SPECIFIED  
ROUTES SINGLE  
JOURNEY

**N32100.00**



JOURNEY BY  
MOTORCYCLE  
(OKADA)  
PER DROP

**N70.00**



WATER TRANSPORT:  
WATER WAY  
PASSENGER  
TRANSPORTATION

**N315.00**

### YoY % & MoM %



BUS JOURNEY  
WITHIN CITY,  
PER DROP  
CONSTANT ROUTE

YoY % = 6.25  
MoM % = -8.11



BUS JOURNEY  
INTERCITY,  
STATE ROUTE,  
CHARGE PER PERSON

YoY % = -14.26  
MoM % = -2.42



AIR FARE CHARGE  
FOR SPECIFIED  
ROUTES SINGLE  
JOURNEY

YoY % = 6.67  
MoM % = -0.31



JOURNEY BY  
MOTORCYCLE  
(OKADA)  
PER DROP


YoY % = -4.26  
MoM % = 7.14



WATER TRANSPORT:  
WATER WAY  
PASSENGER  
TRANSPORTATION

YoY % = -3.38  
MoM % = -4.76

## Average Transport Fare by Categories -Kano State



### MAY 2019



BUS JOURNEY  
WITHIN CITY,  
PER DROP  
CONSTANT ROUTE

**N152.00**



BUS JOURNEY  
INTERCITY,  
STATE ROUTE,  
CHARGE PER PERSON

**N996.36**



AIR FARE CHARGE  
FOR SPECIFIED  
ROUTES SINGLE  
JOURNEY

**N26500.00**



JOURNEY BY  
MOTORCYCLE  
(OKADA)  
PER DROP

**N70.83**



WATER TRANSPORT:  
WATER WAY  
PASSENGER  
TRANSPORTATION

**N340.00**

### APRIL 2019



BUS JOURNEY  
WITHIN CITY,  
PER DROP  
CONSTANT ROUTE

**N160.00**



BUS JOURNEY  
INTERCITY,  
STATE ROUTE,  
CHARGE PER PERSON

**N1280.00**



AIR FARE CHARGE  
FOR SPECIFIED  
ROUTES SINGLE  
JOURNEY

**N26450.00**



JOURNEY BY  
MOTORCYCLE  
(OKADA)  
PER DROP

**N80.00**



WATER TRANSPORT:  
WATER WAY  
PASSENGER  
TRANSPORTATION

**N340.00**

### YoY % & MoM %



BUS JOURNEY  
WITHIN CITY,  
PER DROP  
CONSTANT ROUTE

**YoY % = -20.18**

**MoM % = -5.00**



BUS JOURNEY  
INTERCITY,  
STATE ROUTE,  
CHARGE PER PERSON

**YoY % = -24.69**

**MoM % = -22.16**



AIR FARE CHARGE  
FOR SPECIFIED  
ROUTES SINGLE  
JOURNEY

**YoY % = -15.61**

**MoM % = 0.19**



JOURNEY BY  
MOTORCYCLE  
(OKADA)  
PER DROP

**YoY % = -2.04**

**MoM % = -11.46**




WATER TRANSPORT:  
WATER WAY  
PASSENGER  
TRANSPORTATION

**YoY % = -7.90**

**MoM % = 0.00**

## Average Transport Fare by Categories -Katsina State



### MAY 2019



BUS JOURNEY  
WITHIN CITY,  
PER DROP  
CONSTANT ROUTE

**N190.00**



BUS JOURNEY  
INTERCITY,  
STATE ROUTE,  
CHARGE PER PERSON

**N1790.00**



AIR FARE CHARGE  
FOR SPECIFIED  
ROUTES SINGLE  
JOURNEY

**N23000.00**



JOURNEY BY  
MOTORCYCLE  
(OKADA)  
PER DROP

**N57.69**



WATER TRANSPORT:  
WATER WAY  
PASSENGER  
TRANSPORTATION

**N400.00**

### APRIL 2019



BUS JOURNEY  
WITHIN CITY,  
PER DROP  
CONSTANT ROUTE

**N194.00**



BUS JOURNEY  
INTERCITY,  
STATE ROUTE,  
CHARGE PER PERSON

**N1750.00**



AIR FARE CHARGE  
FOR SPECIFIED  
ROUTES SINGLE  
JOURNEY

**N25500.00**



JOURNEY BY  
MOTORCYCLE  
(OKADA)  
PER DROP

**N60.00**



WATER TRANSPORT:  
WATER WAY  
PASSENGER  
TRANSPORTATION

**N400.00**

### YoY % & MoM %



BUS JOURNEY  
WITHIN CITY,  
PER DROP  
CONSTANT ROUTE

YoY % = 3.64  
MoM % = -2.06



BUS JOURNEY  
INTERCITY,  
STATE ROUTE,  
CHARGE PER PERSON

YoY % = 32.05  
MoM % = 2.29



AIR FARE CHARGE  
FOR SPECIFIED  
ROUTES SINGLE  
JOURNEY

YoY % = -5.35  
MoM % = -9.80



JOURNEY BY  
MOTORCYCLE  
(OKADA)  
PER DROP

YoY % = 10.64  
MoM % = -3.85



WATER TRANSPORT:  
WATER WAY  
PASSENGER  
TRANSPORTATION

YoY % = -13.13  
MoM % = 0.00

## Average Transport Fare by Categories -Kebbi State



### MAY 2019



BUS JOURNEY WITHIN CITY, PER DROP CONSTANT ROUTE

**N250.00**



BUS JOURNEY INTERCITY, STATE ROUTE, CHARGE PER PERSON

**N1671.43**



AIR FARE CHARGE FOR SPECIFIED ROUTES SINGLE JOURNEY

**N31000.00**



JOURNEY BY MOTORCYCLE (OKADA) PER DROP

**N62.86**



WATER TRANSPORT: WATER WAY PASSENGER TRANSPORTATION

**N220.00**

### APRIL 2019



BUS JOURNEY WITHIN CITY, PER DROP CONSTANT ROUTE

**N247.00**



BUS JOURNEY INTERCITY, STATE ROUTE, CHARGE PER PERSON

**N1685.00**



AIR FARE CHARGE FOR SPECIFIED ROUTES SINGLE JOURNEY

**N31450.00**



JOURNEY BY MOTORCYCLE (OKADA) PER DROP

**N60.00**



WATER TRANSPORT: WATER WAY PASSENGER TRANSPORTATION

**N225.00**

### YoY % & MoM %



BUS JOURNEY WITHIN CITY, PER DROP CONSTANT ROUTE

**YoY % = 14.50**

**MoM % = 1.21**



BUS JOURNEY INTERCITY, STATE ROUTE, CHARGE PER PERSON

**YoY % = 5.75**

**MoM % = -0.81**



AIR FARE CHARGE FOR SPECIFIED ROUTES SINGLE JOURNEY

**YoY % = 2.31**

**MoM % = -1.43**



JOURNEY BY MOTORCYCLE (OKADA) PER DROP

**YoY % = -2.72**

**MoM % = 4.76**



WATER TRANSPORT: WATER WAY PASSENGER TRANSPORTATION

**YoY % = -16.41**

**MoM % = -2.22**

## Average Transport Fare by Categories -Kogi State



### MAY 2019



BUS JOURNEY  
WITHIN CITY,  
PER DROP  
CONSTANT ROUTE

**N205.00**



BUS JOURNEY  
INTERCITY,  
STATE ROUTE,  
CHARGE PER PERSON

**N1910.00**



AIR FARE CHARGE  
FOR SPECIFIED  
ROUTES SINGLE  
JOURNEY

**N30000.00**



JOURNEY BY  
MOTORCYCLE  
(OKADA)  
PER DROP

**N233.33**



WATER TRANSPORT:  
WATER WAY  
PASSENGER  
TRANSPORTATION

**N500.00**

### APRIL 2019



BUS JOURNEY  
WITHIN CITY,  
PER DROP  
CONSTANT ROUTE

**N192.00**



BUS JOURNEY  
INTERCITY,  
STATE ROUTE,  
CHARGE PER PERSON

**N1946.00**



AIR FARE CHARGE  
FOR SPECIFIED  
ROUTES SINGLE  
JOURNEY

**N30500.00**



JOURNEY BY  
MOTORCYCLE  
(OKADA)  
PER DROP

**N185.00**



WATER TRANSPORT:  
WATER WAY  
PASSENGER  
TRANSPORTATION

**N500.00**

### YoY % & MoM %



BUS JOURNEY  
WITHIN CITY,  
PER DROP  
CONSTANT ROUTE

**YoY % = 31.13**

**MoM % = 6.77**



BUS JOURNEY  
INTERCITY,  
STATE ROUTE,  
CHARGE PER PERSON

**YoY % = 0.49**

**MoM % = -1.85**



AIR FARE CHARGE  
FOR SPECIFIED  
ROUTES SINGLE  
JOURNEY

**YoY % = 16.28**

**MoM % = -1.64**



JOURNEY BY  
MOTORCYCLE  
(OKADA)  
PER DROP

**YoY % = 119.87**

**MoM % = 26.12**



WATER TRANSPORT:  
WATER WAY  
PASSENGER  
TRANSPORTATION

**YoY % = 42.86**

**MoM % = 0.00**

## Average Transport Fare by Categories -Kwara State



### MAY 2019



BUS JOURNEY  
WITHIN CITY,  
PER DROP  
CONSTANT ROUTE

**N153.33**



BUS JOURNEY  
INTERCITY,  
STATE ROUTE,  
CHARGE PER PERSON

**N1811.11**



AIR FARE CHARGE  
FOR SPECIFIED  
ROUTES SINGLE  
JOURNEY

**N35000.00**



JOURNEY BY  
MOTORCYCLE  
(OKADA)  
PER DROP

**N170.00**



WATER TRANSPORT:  
WATER WAY  
PASSENGER  
TRANSPORTATION

**N564.55**

### APRIL 2019



BUS JOURNEY  
WITHIN CITY,  
PER DROP  
CONSTANT ROUTE

**N147.22**



BUS JOURNEY  
INTERCITY,  
STATE ROUTE,  
CHARGE PER PERSON

**N1815.00**



AIR FARE CHARGE  
FOR SPECIFIED  
ROUTES SINGLE  
JOURNEY

**N35150.00**



JOURNEY BY  
MOTORCYCLE  
(OKADA)  
PER DROP

**N168.00**



WATER TRANSPORT:  
WATER WAY  
PASSENGER  
TRANSPORTATION

**N590.00**

### YoY % & MoM %



BUS JOURNEY  
WITHIN CITY,  
PER DROP  
CONSTANT ROUTE

**YoY % = 22.08**

**MoM % = 4.15**



BUS JOURNEY  
INTERCITY,  
STATE ROUTE,  
CHARGE PER PERSON

**YoY % = -11.68**

**MoM % = -0.21**



AIR FARE CHARGE  
FOR SPECIFIED  
ROUTES SINGLE  
JOURNEY

**YoY % = 22.81**

**MoM % = -0.43**



JOURNEY BY  
MOTORCYCLE  
(OKADA)  
PER DROP

**YoY % = 54.08**

**MoM % = 1.19**




WATER TRANSPORT:  
WATER WAY  
PASSENGER  
TRANSPORTATION

**YoY % = 8.47**

**MoM % = -4.31**



## Average Transport Fare by Categories -Lagos State



### MAY 2019



BUS JOURNEY  
WITHIN CITY,  
PER DROP  
CONSTANT ROUTE

**N250.00**



BUS JOURNEY  
INTERCITY,  
STATE ROUTE,  
CHARGE PER PERSON

**N2290.00**



AIR FARE CHARGE  
FOR SPECIFIED  
ROUTES SINGLE  
JOURNEY

**N33000.00**



JOURNEY BY  
MOTORCYCLE  
(OKADA)  
PER DROP

**N167.69**



WATER TRANSPORT:  
WATER WAY  
PASSENGER  
TRANSPORTATION

**N460.00**

### APRIL 2019



BUS JOURNEY  
WITHIN CITY,  
PER DROP  
CONSTANT ROUTE

**N240.00**



BUS JOURNEY  
INTERCITY,  
STATE ROUTE,  
CHARGE PER PERSON

**N2200.00**



AIR FARE CHARGE  
FOR SPECIFIED  
ROUTES SINGLE  
JOURNEY

**N33460.00**



JOURNEY BY  
MOTORCYCLE  
(OKADA)  
PER DROP

**N170.00**



WATER TRANSPORT:  
WATER WAY  
PASSENGER  
TRANSPORTATION

**N460.00**

### YoY % & MoM %



BUS JOURNEY  
WITHIN CITY,  
PER DROP  
CONSTANT ROUTE

**YoY % = 18.78**

**MoM % = 4.17**



BUS JOURNEY  
INTERCITY,  
STATE ROUTE,  
CHARGE PER PERSON

**YoY % = 19.16**

**MoM % = 4.09**



AIR FARE CHARGE  
FOR SPECIFIED  
ROUTES SINGLE  
JOURNEY

**YoY % = -18.52**

**MoM % = -1.37**



JOURNEY BY  
MOTORCYCLE  
(OKADA)  
PER DROP

**YoY % = 48.68**

**MoM % = -1.36**



WATER TRANSPORT:  
WATER WAY  
PASSENGER  
TRANSPORTATION

**YoY % = -5.65**

**MoM % = 0.00**

## Average Transport Fare by Categories -Nasarawa State



### MAY 2019



BUS JOURNEY WITHIN CITY, PER DROP CONSTANT ROUTE

**N230.37**



BUS JOURNEY INTERCITY, STATE ROUTE, CHARGE PER PERSON

**N1545.78**



AIR FARE CHARGE FOR SPECIFIED ROUTES SINGLE JOURNEY

**N25048.77**



JOURNEY BY MOTORCYCLE (OKADA) PER DROP

**N128.54**



WATER TRANSPORT: WATER WAY PASSENGER TRANSPORTATION

**N395.47**

### APRIL 2019



BUS JOURNEY WITHIN CITY, PER DROP CONSTANT ROUTE

**N230.00**



BUS JOURNEY INTERCITY, STATE ROUTE, CHARGE PER PERSON

**N1550.00**



AIR FARE CHARGE FOR SPECIFIED ROUTES SINGLE JOURNEY

**N25400.00**



JOURNEY BY MOTORCYCLE (OKADA) PER DROP

**N130.00**



WATER TRANSPORT: WATER WAY PASSENGER TRANSPORTATION

**N395.00**

### YoY % & MoM %



BUS JOURNEY WITHIN CITY, PER DROP CONSTANT ROUTE

YoY % = -1.01  
MoM % = 0.16



BUS JOURNEY INTERCITY, STATE ROUTE, CHARGE PER PERSON

YoY % = 20.71  
MoM % = -0.27



AIR FARE CHARGE FOR SPECIFIED ROUTES SINGLE JOURNEY

YoY % = -2.53  
MoM % = -1.38



JOURNEY BY MOTORCYCLE (OKADA) PER DROP

YoY % = 19.81  
MoM % = -1.13



WATER TRANSPORT: WATER WAY PASSENGER TRANSPORTATION

YoY % = 0.08  
MoM % = 0.12

## Average Transport Fare by Categories -Niger State



### MAY 2019



BUS JOURNEY WITHIN CITY, PER DROP CONSTANT ROUTE

**N165.00**



BUS JOURNEY INTERCITY, STATE ROUTE, CHARGE PER PERSON

**N1497.50**



AIR FARE CHARGE FOR SPECIFIED ROUTES SINGLE JOURNEY

**N30200.00**



JOURNEY BY MOTORCYCLE (OKADA) PER DROP

**N78.50**



WATER TRANSPORT: WATER WAY PASSENGER TRANSPORTATION

**N185.56**

### APRIL 2019



BUS JOURNEY WITHIN CITY, PER DROP CONSTANT ROUTE

**N150.00**



BUS JOURNEY INTERCITY, STATE ROUTE, CHARGE PER PERSON

**N1520.00**



AIR FARE CHARGE FOR SPECIFIED ROUTES SINGLE JOURNEY

**N30270.00**



JOURNEY BY MOTORCYCLE (OKADA) PER DROP

**N78.00**



WATER TRANSPORT: WATER WAY PASSENGER TRANSPORTATION

**N195.00**

### YoY % & MoM %



BUS JOURNEY WITHIN CITY, PER DROP CONSTANT ROUTE

YoY % = 54.69  
MoM % = 10.00



BUS JOURNEY INTERCITY, STATE ROUTE, CHARGE PER PERSON

YoY % = 17.86  
MoM % = -1.48



AIR FARE CHARGE FOR SPECIFIED ROUTES SINGLE JOURNEY

YoY % = 2.37  
MoM % = -0.23



JOURNEY BY MOTORCYCLE (OKADA) PER DROP

YoY % = 37.38  
MoM % = 0.64



WATER TRANSPORT: WATER WAY PASSENGER TRANSPORTATION

YoY % = -38.25  
MoM % = -4.84

## Average Transport Fare by Categories -Ogun State



### MAY 2019



BUS JOURNEY  
WITHIN CITY,  
PER DROP  
CONSTANT ROUTE

**N157.05**



BUS JOURNEY  
INTERCITY,  
STATE ROUTE,  
CHARGE PER PERSON

**N1052.26**



AIR FARE CHARGE  
FOR SPECIFIED  
ROUTES SINGLE  
JOURNEY

**N30062.37**



JOURNEY BY  
MOTORCYCLE  
(OKADA)  
PER DROP

**N174.04**



WATER TRANSPORT:  
WATER WAY  
PASSENGER  
TRANSPORTATION

**N800.21**

### APRIL 2019



BUS JOURNEY  
WITHIN CITY,  
PER DROP  
CONSTANT ROUTE

**N158.00**



BUS JOURNEY  
INTERCITY,  
STATE ROUTE,  
CHARGE PER PERSON

**N1090.00**



AIR FARE CHARGE  
FOR SPECIFIED  
ROUTES SINGLE  
JOURNEY

**N30100.00**



JOURNEY BY  
MOTORCYCLE  
(OKADA)  
PER DROP

**N188.00**



WATER TRANSPORT:  
WATER WAY  
PASSENGER  
TRANSPORTATION

**N800.00**

### YoY % & MoM %



BUS JOURNEY  
WITHIN CITY,  
PER DROP  
CONSTANT ROUTE

YoY % = 5.68  
MoM % = -0.60



BUS JOURNEY  
INTERCITY,  
STATE ROUTE,  
CHARGE PER PERSON

YoY % = -49.44  
MoM % = -3.46



AIR FARE CHARGE  
FOR SPECIFIED  
ROUTES SINGLE  
JOURNEY

YoY % = 0.21  
MoM % = -0.13



JOURNEY BY  
MOTORCYCLE  
(OKADA)  
PER DROP


YoY % = 11.89  
MoM % = -7.42



WATER TRANSPORT:  
WATER WAY  
PASSENGER  
TRANSPORTATION

YoY % = 0.00  
MoM % = 0.03

## Average Transport Fare by Categories -Ondo State



### MAY 2019



BUS JOURNEY  
WITHIN CITY,  
PER DROP  
CONSTANT ROUTE

**N164.29**



BUS JOURNEY  
INTERCITY,  
STATE ROUTE,  
CHARGE PER PERSON

**N1783.33**



AIR FARE CHARGE  
FOR SPECIFIED  
ROUTES SINGLE  
JOURNEY

**N32300.00**



JOURNEY BY  
MOTORCYCLE  
(OKADA)  
PER DROP

**N187.65**



WATER TRANSPORT:  
WATER WAY  
PASSENGER  
TRANSPORTATION

**N650.00**

### APRIL 2019



BUS JOURNEY  
WITHIN CITY,  
PER DROP  
CONSTANT ROUTE

**N175.00**



BUS JOURNEY  
INTERCITY,  
STATE ROUTE,  
CHARGE PER PERSON

**N1860.00**



AIR FARE CHARGE  
FOR SPECIFIED  
ROUTES SINGLE  
JOURNEY

**N32300.00**



JOURNEY BY  
MOTORCYCLE  
(OKADA)  
PER DROP

**N191.00**



WATER TRANSPORT:  
WATER WAY  
PASSENGER  
TRANSPORTATION

**N550.00**

### YoY % & MoM %



BUS JOURNEY  
WITHIN CITY,  
PER DROP  
CONSTANT ROUTE

**YoY % = 14.75**

**MoM % = -6.12**



BUS JOURNEY  
INTERCITY,  
STATE ROUTE,  
CHARGE PER PERSON

**YoY % = 1.73**

**MoM % = -4.12**



AIR FARE CHARGE  
FOR SPECIFIED  
ROUTES SINGLE  
JOURNEY

**YoY % = 4.19**

**MoM % = 0.00**



JOURNEY BY  
MOTORCYCLE  
(OKADA)  
PER DROP

**YoY % = 1.11**

**MoM % = -1.76**



WATER TRANSPORT:  
WATER WAY  
PASSENGER  
TRANSPORTATION

**YoY % = -9.80**

**MoM % = 18.18**

## Average Transport Fare by Categories -Osun State



### MAY 2019



BUS JOURNEY WITHIN CITY, PER DROP CONSTANT ROUTE

**N158.44**



BUS JOURNEY INTERCITY, STATE ROUTE, CHARGE PER PERSON

**N1082.11**



AIR FARE CHARGE FOR SPECIFIED ROUTES SINGLE JOURNEY

**N25064.90**



JOURNEY BY MOTORCYCLE (OKADA) PER DROP

**N165.03**



WATER TRANSPORT: WATER WAY PASSENGER TRANSPORTATION

**N450.36**

### APRIL 2019



BUS JOURNEY WITHIN CITY, PER DROP CONSTANT ROUTE

**N162.00**



BUS JOURNEY INTERCITY, STATE ROUTE, CHARGE PER PERSON

**N1095.00**



AIR FARE CHARGE FOR SPECIFIED ROUTES SINGLE JOURNEY

**N25550.00**



JOURNEY BY MOTORCYCLE (OKADA) PER DROP

**N160.00**



WATER TRANSPORT: WATER WAY PASSENGER TRANSPORTATION

**N457.00**

### YoY % & MoM %



BUS JOURNEY WITHIN CITY, PER DROP CONSTANT ROUTE

YoY % = 7.80  
MoM % = -2.20



BUS JOURNEY INTERCITY, STATE ROUTE, CHARGE PER PERSON

YoY % = -26.70  
MoM % = -1.18



AIR FARE CHARGE FOR SPECIFIED ROUTES SINGLE JOURNEY

YoY % = 0.46  
MoM % = -1.90



JOURNEY BY MOTORCYCLE (OKADA) PER DROP


YoY % = 51.72  
MoM % = 3.14



WATER TRANSPORT: WATER WAY PASSENGER TRANSPORTATION

YoY % = -4.74  
MoM % = -1.45

## Average Transport Fare by Categories -Oyo State



### MAY 2019



BUS JOURNEY  
WITHIN CITY,  
PER DROP  
CONSTANT ROUTE

**N180.74**



BUS JOURNEY  
INTERCITY,  
STATE ROUTE,  
CHARGE PER PERSON

**N1503.35**



AIR FARE CHARGE  
FOR SPECIFIED  
ROUTES SINGLE  
JOURNEY

**N24995.74**



JOURNEY BY  
MOTORCYCLE  
(OKADA)  
PER DROP

**N68.50**



WATER TRANSPORT:  
WATER WAY  
PASSENGER  
TRANSPORTATION

**N445.66**

### APRIL 2019



BUS JOURNEY  
WITHIN CITY,  
PER DROP  
CONSTANT ROUTE

**N186.00**



BUS JOURNEY  
INTERCITY,  
STATE ROUTE,  
CHARGE PER PERSON

**N1510.00**



AIR FARE CHARGE  
FOR SPECIFIED  
ROUTES SINGLE  
JOURNEY

**N25200.00**



JOURNEY BY  
MOTORCYCLE  
(OKADA)  
PER DROP

**N70.00**



WATER TRANSPORT:  
WATER WAY  
PASSENGER  
TRANSPORTATION

**N445.00**

### YoY % & MoM %



BUS JOURNEY  
WITHIN CITY,  
PER DROP  
CONSTANT ROUTE

**YoY % = 14.07**

**MoM % = -2.83**



BUS JOURNEY  
INTERCITY,  
STATE ROUTE,  
CHARGE PER PERSON

**YoY % = -3.66**

**MoM % = -0.44**



AIR FARE CHARGE  
FOR SPECIFIED  
ROUTES SINGLE  
JOURNEY

**YoY % = -5.68**

**MoM % = -0.81**



JOURNEY BY  
MOTORCYCLE  
(OKADA)  
PER DROP

**YoY % = -6.16**

**MoM % = -2.14**




WATER TRANSPORT:  
WATER WAY  
PASSENGER  
TRANSPORTATION

**YoY % = 3.51**

**MoM % = 0.15**

## Average Transport Fare by Categories -Plateau State



### MAY 2019



BUS JOURNEY  
WITHIN CITY,  
PER DROP  
CONSTANT ROUTE

**N176.61**



BUS JOURNEY  
INTERCITY,  
STATE ROUTE,  
CHARGE PER PERSON

**N2106.11**



AIR FARE CHARGE  
FOR SPECIFIED  
ROUTES SINGLE  
JOURNEY

**N27700.49**



JOURNEY BY  
MOTORCYCLE  
(OKADA)  
PER DROP

**N84.96**



WATER TRANSPORT:  
WATER WAY  
PASSENGER  
TRANSPORTATION

**N310.07**

### APRIL 2019



BUS JOURNEY  
WITHIN CITY,  
PER DROP  
CONSTANT ROUTE

**N178.00**



BUS JOURNEY  
INTERCITY,  
STATE ROUTE,  
CHARGE PER PERSON

**N2100.00**



AIR FARE CHARGE  
FOR SPECIFIED  
ROUTES SINGLE  
JOURNEY

**N27550.00**



JOURNEY BY  
MOTORCYCLE  
(OKADA)  
PER DROP

**N80.00**



WATER TRANSPORT:  
WATER WAY  
PASSENGER  
TRANSPORTATION

**N315.00**

### YoY % & MoM %



BUS JOURNEY  
WITHIN CITY,  
PER DROP  
CONSTANT ROUTE

**YoY % = 59.59**

**MoM % = -0.78**



BUS JOURNEY  
INTERCITY,  
STATE ROUTE,  
CHARGE PER PERSON

**YoY % = 13.79**

**MoM % = 0.29**



AIR FARE CHARGE  
FOR SPECIFIED  
ROUTES SINGLE  
JOURNEY

**YoY % = -21.97**

**MoM % = 0.55**



JOURNEY BY  
MOTORCYCLE  
(OKADA)  
PER DROP

**YoY % = 23.65**

**MoM % = 6.20**




WATER TRANSPORT:  
WATER WAY  
PASSENGER  
TRANSPORTATION

**YoY % = 3.15**

**MoM % = -1.56**



## Average Transport Fare by Categories -Rivers State



### MAY 2019



BUS JOURNEY  
WITHIN CITY,  
PER DROP  
CONSTANT ROUTE

**N141.67**



BUS JOURNEY  
INTERCITY,  
STATE ROUTE,  
CHARGE PER PERSON

**N1475.00**



AIR FARE CHARGE  
FOR SPECIFIED  
ROUTES SINGLE  
JOURNEY

**N35000.00**



JOURNEY BY  
MOTORCYCLE  
(OKADA)  
PER DROP

**N196.92**



WATER TRANSPORT:  
WATER WAY  
PASSENGER  
TRANSPORTATION

**N1750.00**

### APRIL 2019



BUS JOURNEY  
WITHIN CITY,  
PER DROP  
CONSTANT ROUTE

**N135.00**



BUS JOURNEY  
INTERCITY,  
STATE ROUTE,  
CHARGE PER PERSON

**N1515.00**



AIR FARE CHARGE  
FOR SPECIFIED  
ROUTES SINGLE  
JOURNEY

**N34450.00**



JOURNEY BY  
MOTORCYCLE  
(OKADA)  
PER DROP

**N190.00**



WATER TRANSPORT:  
WATER WAY  
PASSENGER  
TRANSPORTATION

**N1756.00**

### YoY % & MoM %



BUS JOURNEY  
WITHIN CITY,  
PER DROP  
CONSTANT ROUTE

**YoY % = 47.01**

**MoM % = 4.94**



BUS JOURNEY  
INTERCITY,  
STATE ROUTE,  
CHARGE PER PERSON

**YoY % = -14.52**

**MoM % = -2.64**



AIR FARE CHARGE  
FOR SPECIFIED  
ROUTES SINGLE  
JOURNEY

**YoY % = 16.67**

**MoM % = 1.60**



JOURNEY BY  
MOTORCYCLE  
(OKADA)  
PER DROP

**YoY % = 13.48**

**MoM % = 3.64**



WATER TRANSPORT:  
WATER WAY  
PASSENGER  
TRANSPORTATION

**YoY % = -12.52**

**MoM % = -0.34**

## Average Transport Fare by Categories -Sokoto State



### MAY 2019



BUS JOURNEY WITHIN CITY, PER DROP CONSTANT ROUTE

**N130.00**



BUS JOURNEY INTERCITY, STATE ROUTE, CHARGE PER PERSON

**N1830.00**



AIR FARE CHARGE FOR SPECIFIED ROUTES SINGLE JOURNEY

**N25000.00**



JOURNEY BY MOTORCYCLE (OKADA) PER DROP

**N88.00**



WATER TRANSPORT: WATER WAY PASSENGER TRANSPORTATION

**N390.02**

### APRIL 2019



BUS JOURNEY WITHIN CITY, PER DROP CONSTANT ROUTE

**N132.00**



BUS JOURNEY INTERCITY, STATE ROUTE, CHARGE PER PERSON

**N1840.00**



AIR FARE CHARGE FOR SPECIFIED ROUTES SINGLE JOURNEY

**N26540.00**



JOURNEY BY MOTORCYCLE (OKADA) PER DROP

**N80.00**



WATER TRANSPORT: WATER WAY PASSENGER TRANSPORTATION

**N405.00**

### YoY % & MoM %



BUS JOURNEY WITHIN CITY, PER DROP CONSTANT ROUTE

YoY % = 3.72  
MoM % = -1.52



BUS JOURNEY INTERCITY, STATE ROUTE, CHARGE PER PERSON

YoY % = -30.94  
MoM % = -0.54



AIR FARE CHARGE FOR SPECIFIED ROUTES SINGLE JOURNEY

YoY % = -16.67  
MoM % = -5.80



JOURNEY BY MOTORCYCLE (OKADA) PER DROP


YoY % = -4.00  
MoM % = 10.00



WATER TRANSPORT: WATER WAY PASSENGER TRANSPORTATION

YoY % = -5.01  
MoM % = -3.70

## Average Transport Fare by Categories -Taraba State



### MAY 2019



BUS JOURNEY  
WITHIN CITY,  
PER DROP  
CONSTANT ROUTE

**N220.00**



BUS JOURNEY  
INTERCITY,  
STATE ROUTE,  
CHARGE PER PERSON

**N1700.00**



AIR FARE CHARGE  
FOR SPECIFIED  
ROUTES SINGLE  
JOURNEY

**N26250.00**



JOURNEY BY  
MOTORCYCLE  
(OKADA)  
PER DROP

**N175.00**



WATER TRANSPORT:  
WATER WAY  
PASSENGER  
TRANSPORTATION

**N350.00**

### APRIL 2019



BUS JOURNEY  
WITHIN CITY,  
PER DROP  
CONSTANT ROUTE

**N195.00**



BUS JOURNEY  
INTERCITY,  
STATE ROUTE,  
CHARGE PER PERSON

**N1870.00**



AIR FARE CHARGE  
FOR SPECIFIED  
ROUTES SINGLE  
JOURNEY

**N26000.00**



JOURNEY BY  
MOTORCYCLE  
(OKADA)  
PER DROP

**N164.00**



WATER TRANSPORT:  
WATER WAY  
PASSENGER  
TRANSPORTATION

**N320.00**

### YoY % & MoM %



BUS JOURNEY  
WITHIN CITY,  
PER DROP  
CONSTANT ROUTE

YoY % = 45.99  
MoM % = 12.82



BUS JOURNEY  
INTERCITY,  
STATE ROUTE,  
CHARGE PER PERSON

YoY % = -8.93  
MoM % = -9.09



AIR FARE CHARGE  
FOR SPECIFIED  
ROUTES SINGLE  
JOURNEY

YoY % = 0.96  
MoM % = 0.96



JOURNEY BY  
MOTORCYCLE  
(OKADA)  
PER DROP

YoY % = 36.08  
MoM % = 6.71



WATER TRANSPORT:  
WATER WAY  
PASSENGER  
TRANSPORTATION

YoY % = -15.74  
MoM % = 9.38

## Average Transport Fare by Categories -Yobe State



### MAY 2019



BUS JOURNEY WITHIN CITY, PER DROP CONSTANT ROUTE

**N146.38**



BUS JOURNEY INTERCITY, STATE ROUTE, CHARGE PER PERSON

**N1054.87**



AIR FARE CHARGE FOR SPECIFIED ROUTES SINGLE JOURNEY

**N29607.10**



JOURNEY BY MOTORCYCLE (OKADA) PER DROP

**N145.50**



WATER TRANSPORT: WATER WAY PASSENGER TRANSPORTATION

**N300.92**

### APRIL 2019



BUS JOURNEY WITHIN CITY, PER DROP CONSTANT ROUTE

**N150.00**



BUS JOURNEY INTERCITY, STATE ROUTE, CHARGE PER PERSON

**N1050.00**



AIR FARE CHARGE FOR SPECIFIED ROUTES SINGLE JOURNEY

**N29900.00**



JOURNEY BY MOTORCYCLE (OKADA) PER DROP

**N145.00**



WATER TRANSPORT: WATER WAY PASSENGER TRANSPORTATION

**N305.00**

### YoY % & MoM %



BUS JOURNEY WITHIN CITY, PER DROP CONSTANT ROUTE

YoY % = 1.33  
MoM % = -2.41



BUS JOURNEY INTERCITY, STATE ROUTE, CHARGE PER PERSON

YoY % = -9.58  
MoM % = 0.46



AIR FARE CHARGE FOR SPECIFIED ROUTES SINGLE JOURNEY

YoY % = -1.72  
MoM % = -0.98



JOURNEY BY MOTORCYCLE (OKADA) PER DROP

YoY % = 29.30  
MoM % = 0.34



WATER TRANSPORT: WATER WAY PASSENGER TRANSPORTATION

YoY % = -3.10  
MoM % = -1.34

## Average Transport Fare by Categories -Zamfara State



### MAY 2019



BUS JOURNEY  
WITHIN CITY,  
PER DROP  
CONSTANT ROUTE

**N300.00**



BUS JOURNEY  
INTERCITY,  
STATE ROUTE,  
CHARGE PER PERSON

**N1150.00**



AIR FARE CHARGE  
FOR SPECIFIED  
ROUTES SINGLE  
JOURNEY

**N30090.20**



JOURNEY BY  
MOTORCYCLE  
(OKADA)  
PER DROP

**N60.29**



WATER TRANSPORT:  
WATER WAY  
PASSENGER  
TRANSPORTATION

**N300.00**

### APRIL 2019



BUS JOURNEY  
WITHIN CITY,  
PER DROP  
CONSTANT ROUTE

**N305.00**



BUS JOURNEY  
INTERCITY,  
STATE ROUTE,  
CHARGE PER PERSON

**N1020.00**



AIR FARE CHARGE  
FOR SPECIFIED  
ROUTES SINGLE  
JOURNEY

**N31100.00**



JOURNEY BY  
MOTORCYCLE  
(OKADA)  
PER DROP

**N64.00**



WATER TRANSPORT:  
WATER WAY  
PASSENGER  
TRANSPORTATION

**N295.00**

### YoY % & MoM %



BUS JOURNEY  
WITHIN CITY,  
PER DROP  
CONSTANT ROUTE

**YoY % = 91.72**

**MoM % = -1.64**



BUS JOURNEY  
INTERCITY,  
STATE ROUTE,  
CHARGE PER PERSON

**YoY % = 2.02**

**MoM % = 12.75**



AIR FARE CHARGE  
FOR SPECIFIED  
ROUTES SINGLE  
JOURNEY

**YoY % = -1.35**

**MoM % = -3.25**



JOURNEY BY  
MOTORCYCLE  
(OKADA)  
PER DROP

**YoY % = -20.94**

**MoM % = -5.80**



WATER TRANSPORT:  
WATER WAY  
PASSENGER  
TRANSPORTATION

**YoY % = -17.93**

**MoM % = 1.69**

# Methodology

Field work is done solely by over 700 NBS Staff in all States of the federation supported by supervisors who are monitored by internal and external observers.

Prices are collected across all the 774 local governments across all States and the FCT from over 10,000 respondents and locations and reflect actual prices households state they actually bought those fuels together with the prices reportedly sold by the fuel suppliers.

The average of all these prices is then reported for each state and the average for the country is the average for the state.

NBS audit team subsequently conducts randomly selected verification of prices recorded.

# Acknowledgements/Contacts

## Acknowledgements

We acknowledge our technical partners, Proshare in the design, concept and production of this publication.





## Contact Us

 @nigerianstat

 NBSNigeria

 [www.nigerianstat.gov.ng](http://www.nigerianstat.gov.ng)

 **Head Office Address**  
Plot 762, Independence Avenue, Central  
Business District, FCT, Abuja Nigeria.

 +234 803 386 5388

 [feedback@nigerianstat.gov.ng](mailto:feedback@nigerianstat.gov.ng)