



NATIONAL BUREAU OF STATISTICS

Liquefied Petroleum Gas (Cooking Gas) Price Watch

(MAY 2019)

Report Date: June 2019

Data Source: National Bureau of Statistics (NBS)

Contents

Executive Summary	1
Average Cooking Gas Prices Across States – 5KG Refilling	2
Average Cooking Gas Prices Across Zones – 5KG Refilling	3
12 Month Average Prices – 5KG Refilling	4
Average Cooking Gas Prices Across States – 12.5KG Refilling	5
Average Cooking Gas Prices Across Zones – 12.5KG Refilling	6
12 Month Average Prices – 12.5KG Refilling	7
Appendix - Tables	8
Methodology	10
Acknowledgment and Contact	11

Executive Summary

Average price for the refilling of a 5kg cylinder for Liquefied Petroleum Gas (Cooking Gas) decreased by -0.90% month-on-month and -2.13% year-on-year to N2,028.04 in May 2019 from N2,046.53 in April 2019.

States with the highest average price for the refilling of a 5kg cylinder for Liquefied Petroleum Gas (Cooking Gas) were Adamawa and Bauchi (N2,500.00), Yobe (N3,375.00) and Borno (N2,342.86).

States with the lowest average price for the refilling of a 5kg cylinder for Liquefied Petroleum Gas (Cooking Gas) were Edo (N1,714.17), Abuja (N1,675.00) and Ebonyi (N1,666.67).

Similarly, average price for the refilling of a 12.5kg cylinder for Liquefied Petroleum Gas (Cooking Gas) decreased by -0.79% month-on-month and -1.82% year-on-year to N4,220.44 in May 2019 from N4,253.91 in April 2019.

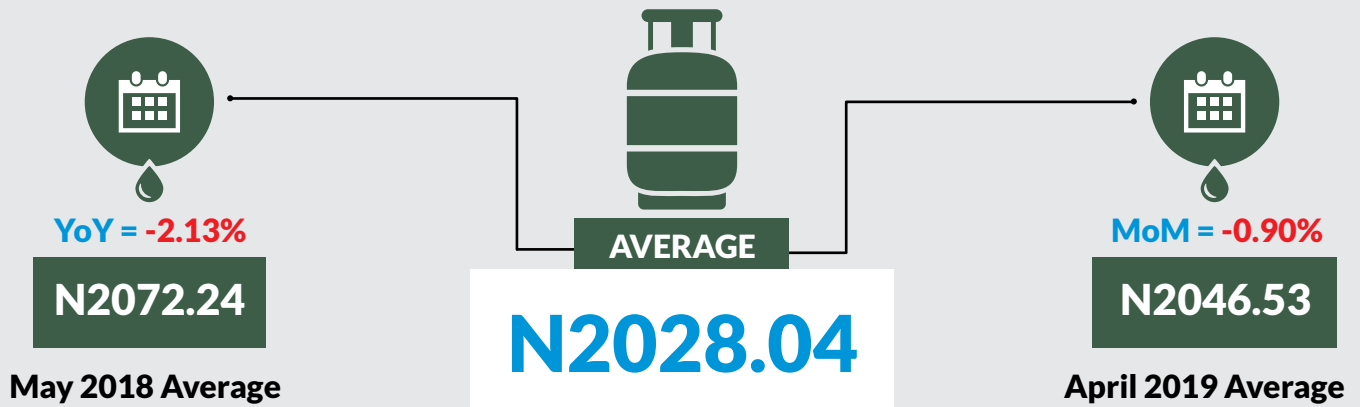
States with the highest average price for the refilling of a 12.5kg cylinder for Liquefied Petroleum Gas (Cooking Gas) were Bayelsa (N4,690.00), Akwa Ibom (N4,611.67) and Enugu (N4,608.33).

States with the lowest average price for the refilling of a 12.5kg cylinder for Liquefied Petroleum Gas (Cooking Gas) were Katsina (N3,842.86), Kano (N3,825.00) and Ekiti (N3,806.25).

Liquefied Petroleum Gas (Cooking Gas) Price Watch - May 2019



Average Cooking Gas Prices Across States – 5KG Refilling



STATES WITH THE HIGHEST AVERAGE PRICES IN MAY 2019



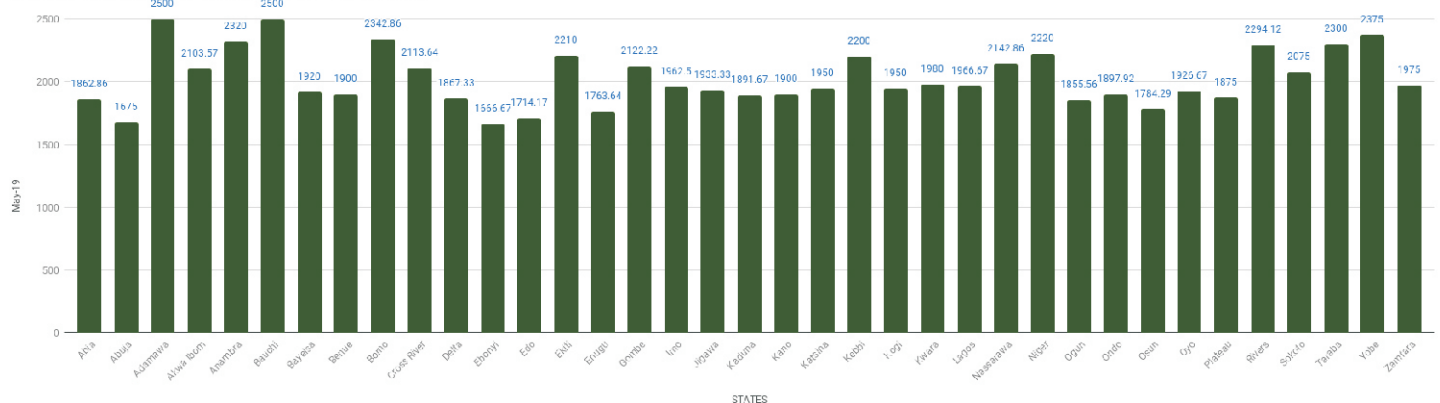
	May-19	YoY%	MoM%
ADAMAWA	2500.00	23.15	5.26
YOBE	2375.00	-0.51	3.20
BORNO	2342.86	-3.53	-0.83

STATES WITH THE LOWEST AVERAGE PRICES IN MAY 2019



	May-19	YoY%	MoM%
EDO	1714.17	-7.15	-13.49
ABUJA	1675.00	-8.97	-14.54
EBONYI	1666.67	-1.38	-14.97

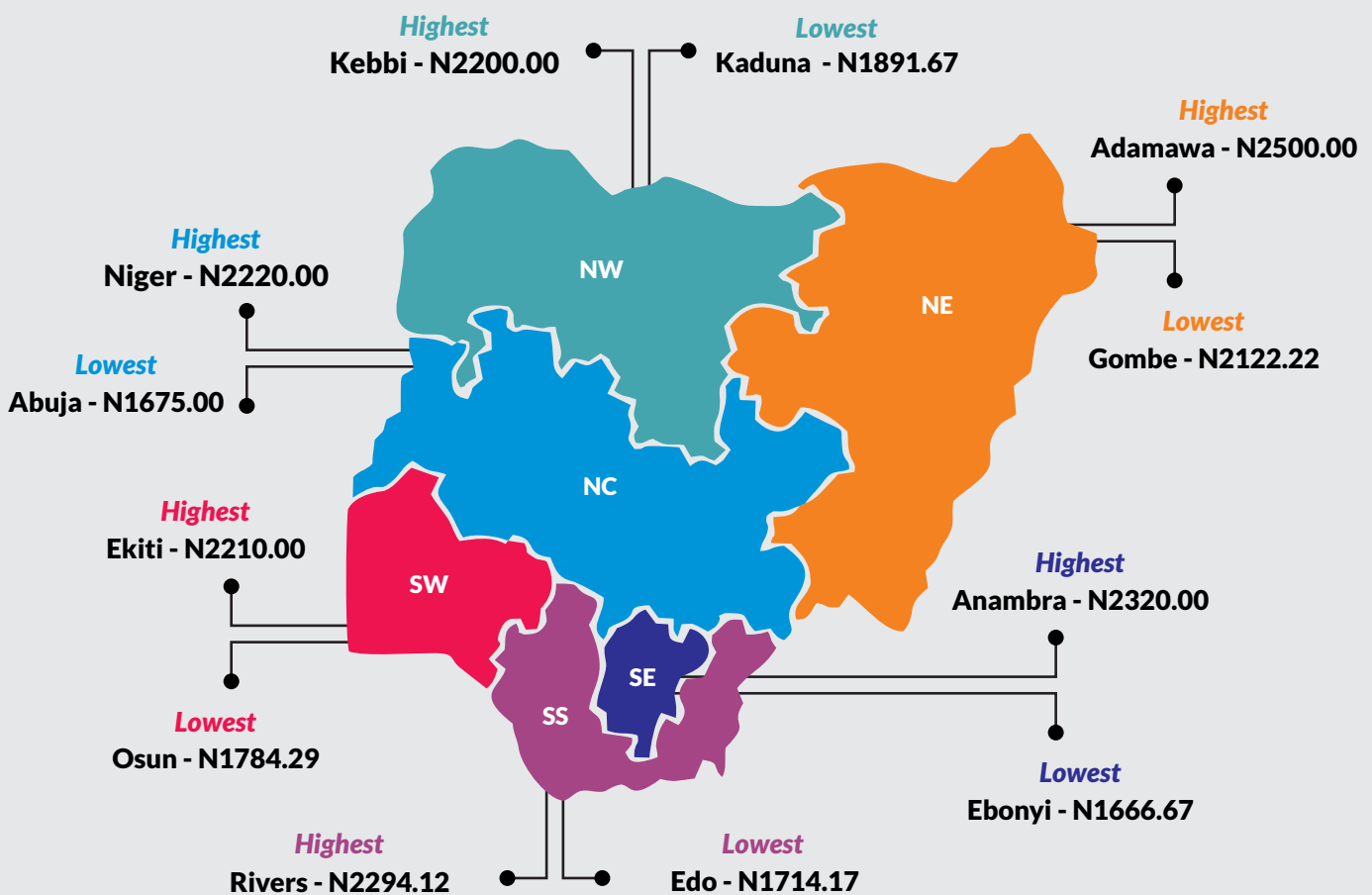

Average Cooking Gas Prices Across States- 5KG Refilling



Liquefied Petroleum Gas (Cooking Gas) Price Watch - May 2019



Average Cooking Gas Prices Across Zones – 5KG Refilling



Liquefied Petroleum Gas (Cooking Gas) Price Watch - May 2019



12 Months Average Prices- 5KG Refilling

June 2018	
Average	2034.93
YoY	-8.17
MoM	-1.80

July 2018	
Average	2010.45
YoY	-9.69
MoM	-1.20

August 2018	
Average	2054.14
YoY	3.19
MoM	2.17

September 2018	
Average	2107.48
YoY	10.26
MoM	2.60

May 2018	
Average	2072.24
YoY	-15.30
MoM	0.68



AVERAGE

October 2018	
Average	2145.30
YoY	-9.64
MoM	1.79

April 2019	
Average	2046.53
YoY	-0.57
MoM	-0.87

May 2019	
Average	2028.04
YoY	-2.13
MoM	-0.90

November 2018	
Average	2084.74
YoY	-12.33
MoM	-2.82

March 2019	
Average	2064.45
YoY	-1.25
MoM	-0.16

February 2019	
Average	2067.68
YoY	-4.09
MoM	1.37


January 2019	
Average	2039.82
YoY	-6.86
MoM	-0.63

December 2018	
Average	2052.79
YoY	-9.84
MoM	-1.53

Liquefied Petroleum Gas (Cooking Gas) Price Watch - May 2019



Average Cooking Gas Prices Across States - 12.5KG Refilling



STATES WITH THE HIGHEST AVERAGE PRICES IN MAY 2019



	May-19	YoY%	MoM%
BAYELSA	4690.00	2.95	0.86
AKWA IBOM	4611.67	1.58	-2.30
ENUGU	4608.33	14.92	13.09

STATES WITH THE LOWEST AVERAGE PRICES IN MAY 2019



	May-19	YoY%	MoM%
KATSINA	3842.86	-6.27	-6.52
KANO	3825.00	-3.73	0.40
EKITI	3806.25	-11.48	-7.16

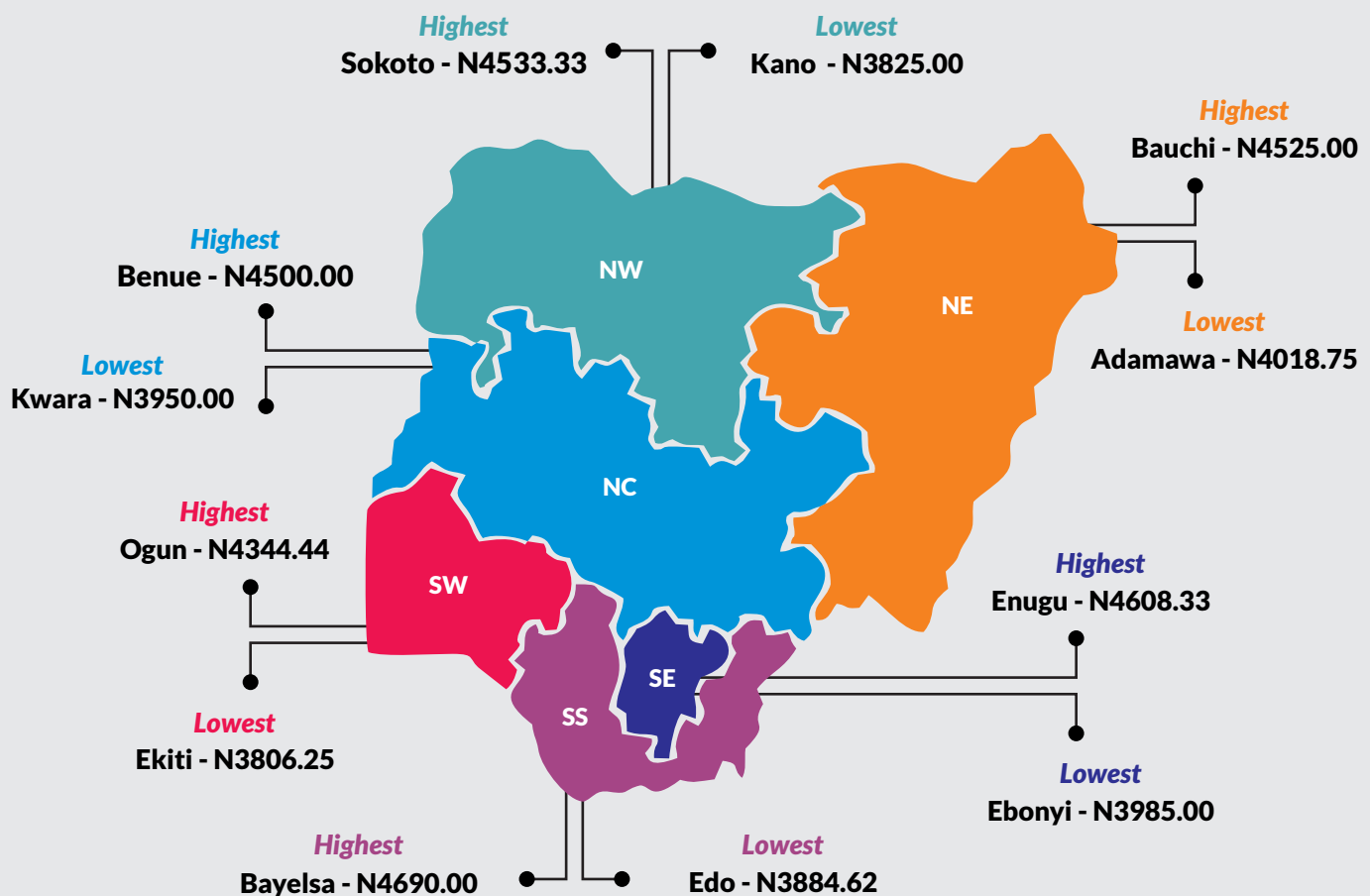

Average Cooking Gas Prices Across States- 12.5KG Refilling



Liquefied Petroleum Gas (Cooking Gas) Price Watch - May 2019



Average Cooking Gas Prices Across Zones – 12.5KG Refilling



Liquefied Petroleum Gas (Cooking Gas) Price Watch - May 2019



12 Months Average Prices- 12.5KG Refilling

June 2018	
Average	4278.95
YoY	-4.38
MoM	-0.46

July 2018	
Average	4244.35
YoY	-2.97
MoM	-0.81

August 2018	
Average	4366.48
YoY	8.00
MoM	2.88

September 2018	
Average	4376.19
YoY	11.14
MoM	0.22

May 2018	
Average	4298.72
YoY	-13.30
MoM	0.70



October 2018	
Average	4446.19
YoY	-2.52
MoM	1.60

April 2019	
Average	4253.91
YoY	-0.35
MoM	-0.13

May 2019	
Average	4220.44
YoY	-1.82
MoM	-0.79

November 2018	
Average	4242.26
YoY	-6.61
MoM	-4.59

March 2019	
Average	4259.48
YoY	0.14
MoM	0.34

February 2019	
Average	4244.91
YoY	-2.04
MoM	-0.77

January 2019	
Average	4277.86
YoY	-1.16
MoM	-1.25

December 2018	
Average	4332.02
YoY	1.63
MoM	2.12

GAS FILLING (GAS) PRICE WATCH(5KG)

STATE LABEL	ITEM LABEL	Jan-16	Feb-16	Mar-16	Apr-16	May-16	Jun-16	Jul-16	Aug-16	Sep-16	Oct-16	Nov-16	Dec-16	Jan-17	Feb-17	Mar-17	Apr-17	May-17	Jun-17	Jul-17	Aug-17	Sep-17	Oct-17	Nov-17	Dec-17	Jan-18	Feb-18	Mar-18	Apr-18	May-18	Jun-18	Jul-18	Aug-18	Sep-18	Oct-18	Nov-18	Dec-18	Jan-19	Feb-19	Mar-19	Apr-19	May-19	Year on Year %	Month on Month %	
																																											May 2018-May 2019	May 2019-Apr 2019	
Abia	Gas in small cylinder (i.e 5kg) refilling	1657.86	1658.33	1730.95	1745.00	1657.14	1842.86	2133.33	1864.29	1835.71	2162.36	1814.29	1834.29	2591.67	3000.00	2362.50	2466.67	2533.33	2112.50	2357.14	1771.43	1942.50	2356.25	2177.77	2128.57	2125.00	2088.89	2016.67	2156.25	2018.75	2075.00	2000.00	2116.67	2200.00	2165.00	2300.50	2112.50	2084.62	2056.25	2122.22	2166.67	1862.86	-7.72	-14.02	
Abuja	Gas in small cylinder (i.e 5kg) refilling	1900.00	1833.33	1800.00	1883.33	1800.00	2050.00	1800.00	1870.00	1921.90	1805.00	1866.67	2800.00	3000.00	2600.00	2380.00	2500.00	2040.00	2500.00	2040.00	1740.00	1962.50	2400.00	2000.00	2000.00	1820.00	1820.00	1760.00	1800.00	1900.00	1730.00	1920.00	1900.00	1960.00	1980.00	2000.00	1900.00	1892.00	1892.00	1675.00	-8.97	-14.54			
Adamawa	Gas in small cylinder (i.e 5kg) refilling	1900.00	1900.00	1750.00	1800.00	1775.00	1800.00	2150.00	1750.00	1843.75	1817.66	1800.00	1825.00	2550.00	2500.00	2700.00	2500.00	2400.00	2390.00	2375.00	1720.00	2000.00	2350.00	2330.00	2275.00	2000.00	2000.00	2000.00	2012.50	2030.00	2066.67	2050.00	2150.28	2275.00	2300.00	2214.29	2275.00	2350.00	2400.00	2375.00	2375.00	2500.00	23.15	5.26	
Akwa Ibom	Gas in small cylinder (i.e 5kg) refilling	1712.50	1983.33	2066.67	2133.33	1705.65	2033.33	2166.67	1850.00	1850.00	1814.69	1816.67	1933.33	2520.00	3000.00	2530.00	2380.00	2590.00	2241.67	2158.33	2214.29	2028.57	2328.29	2395.00	2207.14	2350.00	2300.00	2057.14	2130.00	1946.67	2016.67	2066.67	2133.33	2200.00	2196.00	2350.68	2300.00	2320.00	2300.00	2265.00	2210.00	2103.57	8.06	-4.82	
Anambra	Gas in small cylinder (i.e 5kg) refilling	1725.00	1666.67	1666.67	1747.50	1766.67	2070.00	2079.17	2198.33	1895.00	2209.71	2235.71	2163.33	2560.00	2800.00	2516.67	2471.43	2228.57	2300.00	2207.69	2010.00	2346.15	2457.14	2220.00	2442.86	2364.29	2271.43	2204.17	2296.43	2242.86	2250.00	2345.45	2330.77	2389.29	2247.37	2330.77	2275.00	2169.23	2275.00	2200.00	2320.00	1.03	5.45		
Bauchi	Gas in small cylinder (i.e 5kg) refilling	1900.00	1900.00	1850.00	2000.00	1850.00	2100.00	2100.00	1900.00	1944.60	2000.00	2000.00	2000.00	2500.00	2500.00	2416.67	2350.00	2400.00	2175.00	2400.00	2000.00	2000.00	2500.00	2316.4	2200.00	2250.00	2200.00	2400.00	2200.00	2500.00	2500.06	2500.00	2490.00	2400.00	2550.00	2300.00	2500.00	2540.00	2500.00	2500.00	2513.33	2500.00	0.00	-0.53	
Bayelsa	Gas in small cylinder (i.e 5kg) refilling	1900.00	1900.00	1800.00	1900.00	1900.00	1984.00	2000.00	1850.00	1925.00	1914.37	2250.00	2200.00	2550.00	3000.00	2600.00	2500.00	2568.18	2301.00	2240.00	2022.72	1930.00	2400.00	2200.00	2100.00	2072.22	2000.00	2091.67	2100.00	2190.00	1981.11	1933.33	2000.00	2000.00	1950.00	2000.00	2100.00	2300.00	2250.00	2050.00	1920.00	-12.33	-6.34		
Benue	Gas in small cylinder (i.e 5kg) refilling	1977.50	1900.00	1900.00	1900.00	2033.33	2050.00	1883.83	1833.33	2082.14	2270.00	2262.50	2500.00	2700.00	2400.00	2350.00	2450.00	2300.00	2450.00	2300.00	2020.00	2000.00	2328.57	2740.00	2666.67	2300.00	2100.00	2366.67	2100.00	2306.67	2280.00	2270.00	2210.00	2350.00	2353.70	2200.00	2000.00	2000.00	1980.00	2020.00	2066.67	1900.00	-17.63	-8.06	
Borno	Gas in small cylinder (i.e 5kg) refilling	1850.00	1800.00	2030.00	1866.67	1838.60	2090.00	2075.00	2035.00	1840.00	2438.88	2364.29	2070.00	2511.11	2825.00	2650.00	2228.57	2337.50	2228.57	2214.29	2155.54	1914.29	2372.50	2540.00	2300.00	2688.89	2500.00	2487.50	2428.57	2428.57	2465.33	2401.43	2400.00	2440.00	2488.89	2260.00	2500.00	2325.00	2400.00	2362.50	2362.50	2342.86	-3.53	-0.83	
Cross River	Gas in small cylinder (i.e 5kg) refilling	1800.00	1891.67	1800.00	1816.67	1894.00	1850.00	2050.00	1833.33	1888.02	2059.12	1815.00	1840.00	2600.00	3000.00	2511.11	2440.00	2550.00	2272.22	2245.45	2133.33	2008.33	2394.44	2262.50	2093.75	2145.00	2150.00	2155.00	2100.00	2112.50	2165.00	2095.45	2111.11	2166.67	2111.11	2086.67	2300.00	2350.00	2450.00	2400.00	2325.00	2113.64	0.05	-9.09	
Delta	Gas in small cylinder (i.e 5kg) refilling	1858.33	1812.50	1816.25	1812.50	1852.50	1850.00	2150.00	2112.50	1846.69	2398.22	1820.00	1808.33	2636.36	2984.62	2500.00	2375.00	2453.85	2076.92	1771.43	1878.67	1892.86	2406.25	2542.85	2320.00	2020.00	2150.00	1900.00	2000.00	2175.71	1985.71	1902.31	2041.67	2142.86	2150.00	2015.38	2300.00	2320.00	2300.00	2331.43	2232.86	1867.33	-14.17	-16.37	
Ebonyi	Gas in small cylinder (i.e 5kg) refilling	1780.00	1700.00	1733.33	1760.00	1735.00	1775.00	2187.50	1845.83	2179.22	2239.62	1883.33	2225.00	2562.50	2880.34	2400.00	2387.50	2550.00	2167.50	2225.00	1866.67	1883.33	2300.00	2525.00	2350.00	2333.33	1860.00	1870.00	1783.33	1690.00	1699.66	1700.00	1840.00	1900.00	1916.67	1908.33	1910.00	1970.00	1975.00	1972.50	1960.00	1666.67	-1.38	-14.97	
Edo	Gas in small cylinder (i.e 5kg) refilling	1750.00	1766.67	1787.50	1737.50	1700.00	1850.00	2137.50	1862.50	2171.01	2262.03	1816.67	1983.33	2500.00	3030.77	2560.00	2383.33	2525.00	2186.67	2264.29	2240.63	1893.33	2380.00	2550.00	2236.67	2146.88	2085.71	2194.74	2200.00	1846.15	1794.29	1731.25	1950.00	1964.29	1973.08	2080.00	2000.00	2130.00	2000.00	2065.00	1981.43	1714.17	-7.15	-13.49	
Ekiti	Gas in small cylinder (i.e 5kg) refilling	1800.00	1800.00	1800.00	1788.00	1800.00	2000.00	2000.00	1859.89	1859.60	1968.06	2500.00	2416.67	2580.00	2477.78	2305.00	2070.83	2075.00	1745.45	1893.75	2350.00	2262.50	2062.50	2066.67	1950.00	1895.00	1815.63	1795.00	1800.00	1820.00	1820.00	1866.67	1925.00	2100.00	2167.86	2200.00	2000.00	1953.33	1961.54	1923.08	1960.00	1948.21	2210.00	23.12	13.44
Enugu	Gas in small cylinder (i.e 5kg) refilling	1712.50	1712.50	1720.83	2000.00	2000.00	2000.00	1825.00	2044.95	2025.75	1900.00	1923.33	2533.33	2944.44	2570.00	2480.00	2562.50	2210.00	2200.00	1933.33	1775.56	2350.00	2563.00	2400.00	2115.56	2215.00	2185.54	2098.33	1838.57	1889.90	1860.00	1791.11	1865.45	1918.18	2000.00	1748.46	1672.22	1680.00	1769.23	1853.85	1763.64	-4.08	-4.87		
Gombe	Gas in small cylinder (i.e 5kg) refilling	1700.00	1700.00	1700.00	1700.00	1700.00	2000.00	2000.00	1700.00	2123.52	1940.43	2000.00	1900.00	2500.00	2600.00	2500.00	2600.50	2250.00	2300.00	2050.00	2050.00	2350.00	2150.00	2200.00	2500.00	2500.00	2300.00	2150.00	2100.00	2500.00	2360.95	2314.29	2354.55	2487.50	2500.00	2000.00	1733.33	2023.33	2000.00	2011.67	2011.67	2122.22	-15.11	5.50	
Imo	Gas in small cylinder (i.e 5kg) refilling	1750.00	1950.00	1825.00	1820.00	1800.00	2010.00	2250.00	2150.00	2168.20	1894.97	2250.00	1987.75	2542.86	2700.00	2500.00	2500.00	2370.00	2155.56	1850.00	2342.86	2150.00	2557.14	2233.33	2171.43	1985.71	1833.33	1825.00	1840.00	1820.00	1866.67	1925.00	1942.86	2075.00	2077.50	1985.71	1916.67	1915.00	1936.67	1962.50	7.53	1.33			
Jigawa	Gas in small cylinder (i.e 5kg) refilling	1800.00	1800.00	1800.00	1950.00	1950.00	2000.00	1970.00	1970.68	1970.00	1970.70	1970.00	2000.00	2500.00	2500.00	2250.00	2500.00	2400.00	2350.00	2200.00	1800.00	1775.00	2400.00	2256	2100.00	2180.00	2133.33	1950.00	1812.50	1950.00	1952.88	1950.00	1900.00	2100.00	2000.00	2100.00	1916.67	1966.67	2000.00	2080.00	1983.33	1933.33	-0.85	-2.52	
Kaduna	Gas in small cylinder (i.e 5kg) refilling	1900.00	1900.00	1800.00	1750.00	1833.33	2000.00	2250.00	1866.67	1826.00	2155.24	1880.00	2200.00	2500.00	2500.00	2500.00	2400.00	2300.00	2000.00	2145.00	1775.00	1750.00	2400.00	2450.00	2000.00	2000.00	2000.00	2150.00	1966.67	1893.75	1687.50	1716.67	1760.00	1825.00	1800.00	2000.00	1888.67	1755.33	1725.00	1740.17	1800.00	1891.67	12.10	5.09	
Kano	Gas in small cylinder (i.e 5kg) refilling	2000.00	1950.55	1950.00	1950.00	2150.00	2000.00	1900.00	1994.00	2162.08	1975.00	2200.00	2750.00	2500.00	2350.00	2500.00	2300.00	2116.67	2200.00	1800.00	1750.00	2400.00	2550.00	2242.35	2250.00	2150.00	2033.33	1925.00	1800.00	1800.75	1810.00	1800.00	2075.00	2100.00	2000.00	2200.00	2066.67	2100.00	2083.33	1980.00	1900.00	5.56	-4.04		
K																																													

Methodology

Field work is done solely by over 700 NBS Staff in all States of the federation supported by supervisors who are monitored by internal and external observers.

Fuel Prices are collected across all the 774 local governments across all States and the FCT from over 10,000 respondents and locations and reflect actual prices households state they actually bought those fuels together with the prices reportedly sold by the fuel suppliers.

The average of all these prices is then reported for each state and the average for the country is the average for the state.

NBS audit team subsequently conducts randomly selected verification of prices recorded.

Acknowledgements/Contacts

Acknowledgements

We acknowledge our technical partners, Proshare in the design, concept and production of this publication.





Contact Us

 @nigerianstat

 NBSNigeria

 www.nigerianstat.gov.ng

 **Head Office Address**
Plot 762, Independence Avenue, Central
Business District, FCT, Abuja Nigeria.

 +234 803 386 5388

 feedback@nigerianstat.gov.ng