



NATIONAL BUREAU OF STATISTICS

Rail Transportation Data

(Q1 2019)

Report Date: May 2019

Data Source: National Bureau of Statistics (NBS)

Contents

Executive Summary	1
Number of Passengers	2
Volume of Goods/Cargo (Tons)	3
Revenue Generated from Passenger (N)	4
Revenue Generated from Goods/Cargo (N)	5
Other Income Receipt (N)	6
Methodology	7
Definition of Terms	8
Appendix	9
Acknowledgment and Contact	10

Executive Summary

The rail transportation data for Q1 2019 reflected that a total of 723,995 passengers travelled via the rail system in Q1 2019 as against 748,345 passenger recorded in Q1 2018 and 746,739 in Q4 2018 representing -3.25% decline YoY and -3.05% decline QoQ respectively.

Similarly, a total of 54,099 tons of volume of goods/cargo travelled via the rail system in Q1 2019 as against 79,750 recorded in Q1 2018 and 68,716 in Q4 2018 representing -32.16% decline YoY and -21.27% decline QoQ respectively.

Revenue generated from passengers in Q1 2019 was put at N520,794,143 as against N507,495,503 in Q4 2018. Similarly, revenue generated from goods/cargo in Q1 2019 was put at N102,585,926 as against N84,408,861 in Q4 2018.

Rail Transportation Data - Q1 2019

Number of Passengers



2019

Q on Q
% Change

(3.05)

QRT 1

723,995

Y on Y
% Change

(3.25)



2018

QRT 1

748,345

QRT 2

730,289

QRT 3

794,316

QRT 4

746,739



TOTAL

3,019,689

Rail Transportation Data - Q1 2019

Volume of Goods/Cargo (Tons)



2019

Q on Q
% Change

(21.27)

QRT 1

54,099

Y on Y
% Change

(32.16)



2018

QRT 1

79,750

QRT 2

85,816

QRT 3

94,352

QRT 4

68,716



TOTAL

328,634

Rail Transportation Data - Q1 2019

Revenue Generated from Passenger (Naira)



2019

Q on Q
% Change

2.62

QRT 1

520,794,143

Y on Y
% Change

20.03



2018

QRT 1

433,879,538

QRT 2

435,965,777

QRT 3

535,295,917

QRT 4

507,495,503



TOTAL

1,912,636,735

Rail Transportation Data - Q1 2019

Revenue Generated from Goods/Cargo (Naira)



2019

Q on Q
% Change

21.53

QRT 1

102,585,926

Y on Y
% Change

(21.85)



2018

QRT 1

131,268,873

QRT 2

159,079,963

QRT 3

118,174,782

QRT 4

84,408,861



TOTAL

492,932,479

Rail Transportation Data - Q1 2019



Other Income Receipt (Naira)

 2019

Q on Q
% Change
(86.19)

QRT 1
7,255,000

Y on Y
% Change
(77.98)





 2018

QRT 1
32,940,208

QRT 2
22,155,572

QRT 3
7,445,621

QRT 4
52,547,180

  **TOTAL**
115,088,581

Methodology

Data is provided by the Nigerian Railway Corporation (NRC) and verified and validated by the National Bureau of Statistics (NBS)

Please note that data revisions by National Statistics Offices are normal in every country in the world. Accordingly the data in this report may be revised. The most recent version is therefore the most accurate.

Definition of Terms

LAGOS MTT - Lagos Mass Transit Train from Iddo/Apapa to Ijoko

KDJ-ABV-EXP - Kaduna(Rigasa) to Abuja (Idu) Train Service

DD-IA-DD - Iddo(Lagos) to Ilorin Train Service

DD-KC-DD - Iddo(Lagos) to Kano Train Service

OA-KC-OA - Offa to Kano Train Service

KC-NRU-KC - Kano to Nguru Train Service

MX-KDJ-MX - Minna to Kaduna Train Service

PH-KC-PH - Port Harcourt to Kano Train Service

ABA-PH-ABA - Aba to Port Harcourt Train Service

ZRX-KRN-ZRX - Zaria to Kaura Namoda Train Service

OSSG/EXCURSION - Special Train eg Chartered train to move people to Oshogbo paid for by Osun State Government.

CEMENT - Cement traffic for Lafarge from Ewekoro (Ogun) to Ilorin, Minna and Kano. Also, Asaka Cement from Gombe to Kaduna.

CONT/UP/APMT - Bonded Container from Apapa Terminal port of AP Molla to Kano

CONT/UP/ICNL - Bonded Container from Apapa Terminal port for ICNL to Kaduna Inland Container Depots.

RETURN EMPTY/CONT - Return of empty Containers from Kano to Apapa

RETURN/LD/CONT - Return of empty Containers from Kaduna to Apapa

GRAINS - From up North down to Lagos.

FLOUR/ WHEAT - From Apapa Lagos to Kano

FERTILIZER - From Lagos to Kaduna

PETROLEUM - From Lagos to Kano for Nig Railway Corporation use

CATTLE - From Gusau to Lagos and from Gombe to Port Harcourt

CGGC - Track materials

Acknowledgements/Contacts

Acknowledgements

We acknowledge the contributions of our strategic partner the Nigerian Railway Corporation (NRC) and our technical partner, Proshare in the design, concept and production of this publication.





Contact Us

 @nigerianstat

 NBSNigeria

 www.nigerianstat.gov.ng

 **Head Office Address**
Plot 762, Independence Avenue, Central
Business District, FCT, Abuja Nigeria.

 +234 803 386 5388

 feedback@nigerianstat.gov.ng