



NATIONAL BUREAU OF STATISTICS

Petroleum Products Imports and Consumption (Truck Out) Statistics

(Q1 2019)

Report Date: May 2019

Data Source: National Bureau of Statistics (NBS)


Contents

Executive Summary	1
Petroleum Products Importation Summary - Q1 2019	2
State Distribution of Truck-Out Volume -All States	
Abia	5
Adamawa	6
Akwa ibom	7
Anambra	8
Bauchi	9
Bayelsa	10
Benue	11
Borno	12
Cross river	13
Delta	14
Ebonyi	15
Edo	16
Ekiti	17
Enugu	18
Gombe	19
Imo	20
Jigawa	21
Kaduna	22
Kano	23
Katsina	24
Kebbi	25
Kogi	26
Kwara	27
Lagos	28
Nasarawa	29
Niger	30
Ogun	31
Ondo	32
Osun	33
Oyo	34
Plateau	35
Rivers	36
Sokoto	37
Taraba	38
Yobe	39
Zamfara	40
FCT	41
Total	42
Q1 2019 Daily Average	43
Methodology	44
Appendix	45
Acknowledgements/Contacts	49

Executive Summary

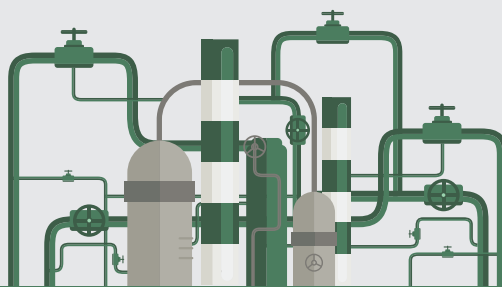
The petroleum products importation statistics for Q1 2019 reflected that 4.87 bln litres of premium motor spirit (PMS), 1.21 bln litres of automotive gas oil (AGO), 103.05 mln litres of dual purpose kerosene (DPK), 227.01 mln litres of aviation turbine kerosene (ATK), 95.09 mln litres of base oil, 18.12 mln litres of bitumen, 13.22 mln litres of low pour fuel oil (LPFO) and 310.84 mln litres of Liquefied Petroleum Gas (LPG) were imported into the country in Q1 2019.

State-wide distribution of truck-out volume for Q1 2019 showed that 4.89 bln of premium motor spirit (PMS), 1.27 bln litres of automotive gas oil (AGO), 102.33 mln litres of household kerosene (HHK), 218.88 mln litres of aviation turbine kerosene (ATK) and 149.17 mln of Liquefied Petroleum Gas (LPG) were distributed nationwide during the period under review.



Q1 2019 Petroleum Products Importation Summary

Volume = Litres



Q1 2019 IMPORT DATA (JAN - MAR) 2019

PREMIUM MOTOR SPIRIT

JANUARY	FEBRUARY	MARCH	TOTAL
2,242,630,979	1,560,281,262	1,068,918,623	4,871,830,864

BASE OIL

JANUARY	FEBRUARY	MARCH	TOTAL
45,189,294	22,504,889	27,398,698	95,092,881

AUTOMOTIVE GAS OIL

JANUARY	FEBRUARY	MARCH	TOTAL
436,031,124	379,752,898	391,212,462	1,206,996,484

BITUMEN

JANUARY	FEBRUARY	MARCH	TOTAL
6,931,945	6,001,941	5,187,176	18,121,062

DPK

JANUARY	FEBRUARY	MARCH	TOTAL
15,237,551	50,329,671	37,485,879	103,053,101

LPFO (Low Pour Fuel Oil)


JANUARY	FEBRUARY	MARCH	TOTAL
6,208,238	7,010,203	-----	13,218,441

AVIATION TURBINE KEROSENE

JANUARY	FEBRUARY	MARCH	TOTAL
128,230,919	39,507,069	59,273,875	227,011,863

LPG

JANUARY	FEBRUARY	MARCH	TOTAL
94,602,900	82,320,043	133,921,558	310,844,501



Q1 2019 Petroleum Products Importation Summary





**January 2019
Volume**



**February 2019
Volume**

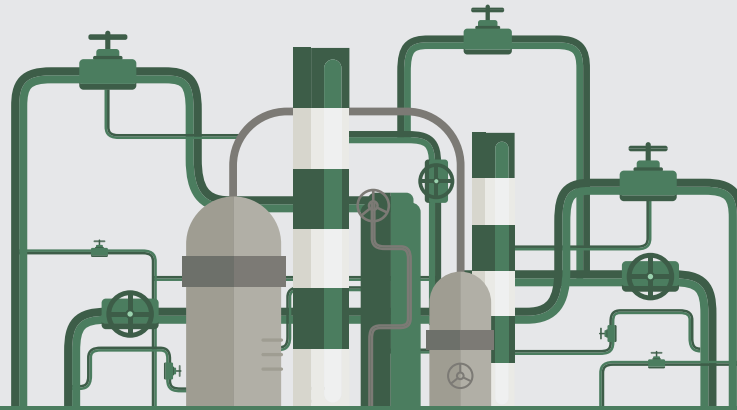


**March 2019
Volume**

	January 2019 Volume		February 2019 Volume		March 2019 Volume	
	MT	LITRES	MT	LITRES	MT	LITRES
 Algeria	7,358.57	12,951,085	----	----	----	----
 Argentina	----	----	8,320.18	14,643,524	----	----
 Equatorial Guinea	12,194.70	21,735,481	2,666.29	4,692,662	----	----
 India	4,208.11	7,406,275	----	----	----	----
 Trinidad & Tobago	----	----	----	----	9,996.34	17,593,562
 USA	10,962.78	19,294,496	4,127.55	7,264,495	23,013.62	40,554,265
 Nigeria	18,703.66	33,215,563	31,658.73	55,719,362	43,053.26	75,773,731
TOTAL	53,427.82	94,602,900.00	46,772.75	82,320,043.00	76,063.22	133,921,558.00




Q1 2019 Petroleum Products Importation Summary





SUMMARY


IMPORT


LOCAL


	MT	LITRES
 JANUARY	34,724.16	61,387,337


	MT	LITRES
 JANUARY	18,703.66	33,215,563


	MT	LITRES
 FEBRUARY	15,114.02	26,600,681

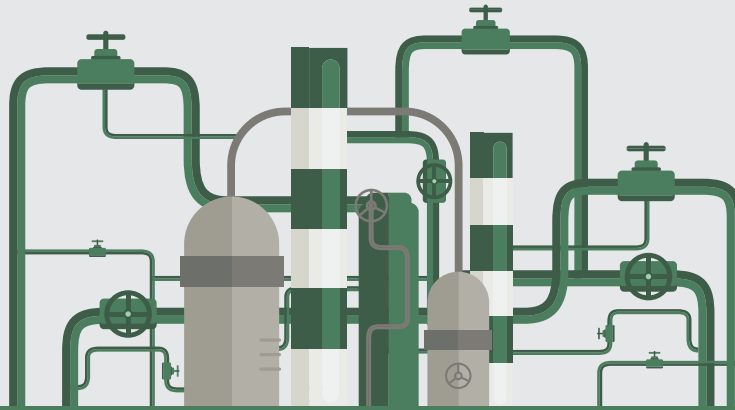
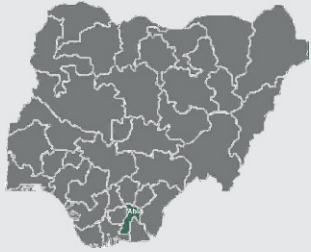
	MT	LITRES
 FEBRUARY	31,658.73	55,719,362

	MT	LITRES
 MARCH	33,009.96	58,147,827

	MT	LITRES
 MARCH	43,053.26	75,773,731

	MT	LITRES
 TOTAL	82,848.14	146,135,845.00

	MT	LITRES
 TOTAL	93,415.65	164,708,656.00



PREMIUM MOTOR SPIRIT



Number of Trucks

2,656



Volume In Litres

113,744,795



Percentage Share

2.32

HOUSEHOLD KEROSENE



Number of Trucks

115



Volume In Litres

4,300,000



Percentage Share

4.20

AUTOMOTIVE GAS OIL



Number of Trucks

513



Volume In Litres

17,573,223



Percentage Share

1.39

AVIATION TURBINE KEROSENE



Number of Trucks

3



Volume In Litres

125,000



Percentage Share

0.06

LPG



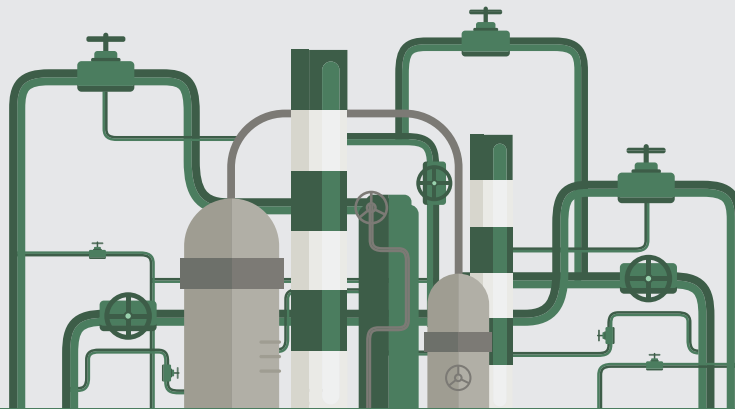
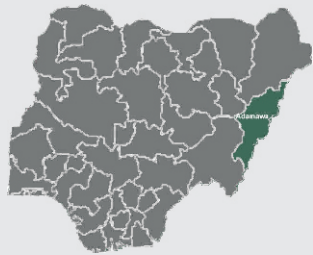
Quantity

1,509,715.00



Percentage Share

1.01



PREMIUM MOTOR SPIRIT



Number of Trucks

3,750



Volume In Litres

165,245,195



Percentage Share

3.38

HOUSEHOLD KEROSENE



Number of Trucks

11



Volume In Litres

408,991



Percentage Share

0.40

AUTOMOTIVE GAS OIL



Number of Trucks

310



Volume In Litres

13,043,935



Percentage Share

1.03

AVIATION TURBINE KEROSENE



Number of Trucks

4



Volume In Litres

168,000



Percentage Share

0.08

LPG



Quantity

1,082,790.00



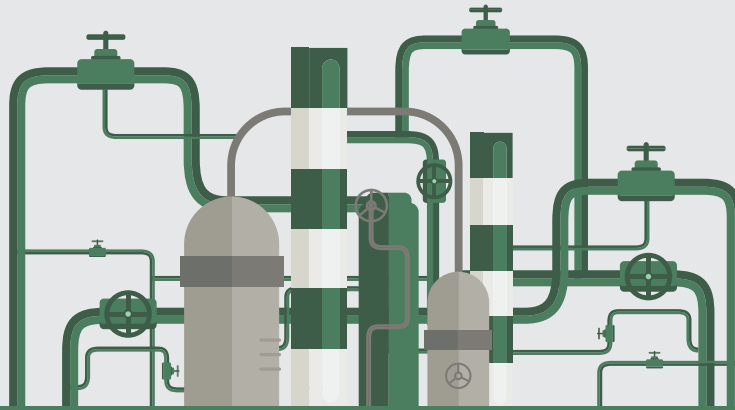
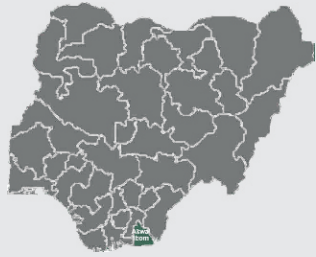
Percentage Share

0.73

Petroleum Products Importation and Consumption (Truck Out) - Q1 2019

State Distribution Of Truck-Out Volume

Akwa Ibom State



PREMIUM MOTOR SPIRIT



Number of Trucks

3,228



Volume In Litres

123,754,498



Percentage Share

2.53

HOUSEHOLD KEROSENE



Number of Trucks

124



Volume In Litres

3,202,500



Percentage Share

3.13

AUTOMOTIVE GAS OIL



Number of Trucks

510



Volume In Litres

21,620,370



Percentage Share

1.71

AVIATION TURBINE KEROSENE



Number of Trucks

19



Volume In Litres

767,420



Percentage Share

0.35

LPG



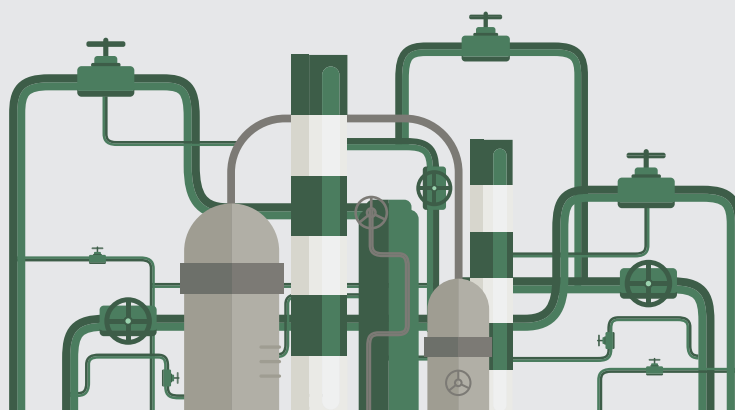
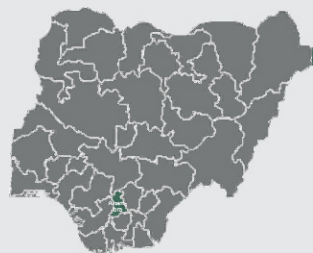

Quantity

2,433,644.00



Percentage Share

1.63



PREMIUM MOTOR SPIRIT



Number of Trucks

3,038



Volume In Litres

140,477,176



Percentage Share

2.87

HOUSEHOLD KEROSENE



Number of Trucks

48



Volume In Litres

1,763,800



Percentage Share

1.72

AUTOMOTIVE GAS OIL



Number of Trucks

557



Volume In Litres

20,115,517



Percentage Share

1.59

AVIATION TURBINE KEROSENE



Number of Trucks

20



Volume In Litres

703,500



Percentage Share

0.32

LPG



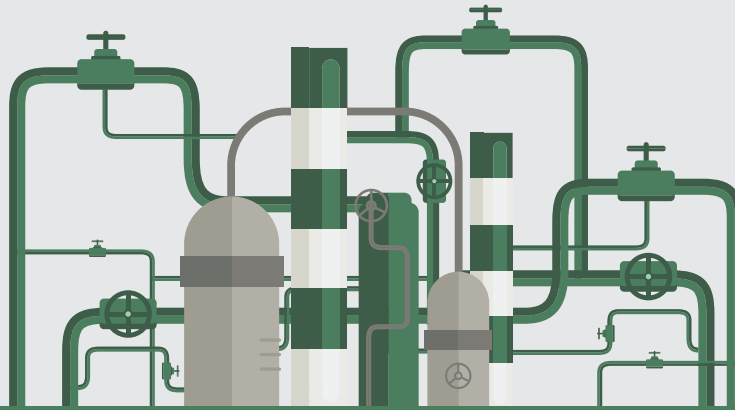
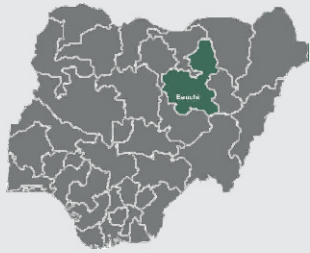
Quantity

6,861,405.00



Percentage Share

4.60



PREMIUM MOTOR SPIRIT



Number of Trucks

235



Volume In Litres

10,822,515



Percentage Share

0.22

HOUSEHOLD KEROSENE



Number of Trucks

15



Volume In Litres

683,400



Percentage Share

0.67

AUTOMOTIVE GAS OIL



Number of Trucks

151



Volume In Litres

6,347,838



Percentage Share

0.50

AVIATION TURBINE KEROSENE



Number of Trucks

0



Volume In Litres

0



Percentage Share

LPG



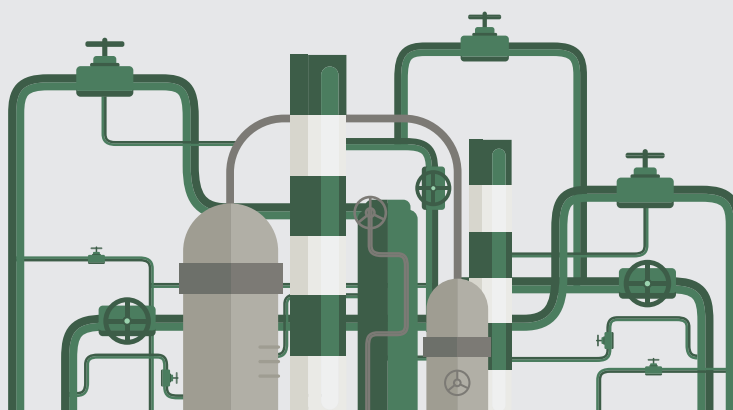
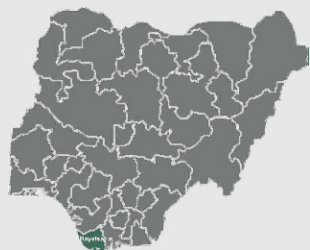

Quantity

648,120.00



Percentage Share

0.43



PREMIUM MOTOR SPIRIT



Number of Trucks

621



Volume In Litres

26,046,243



Percentage Share

0.53

HOUSEHOLD KEROSENE



Number of Trucks

4



Volume In Litres

132,000



Percentage Share

0.13

AUTOMOTIVE GAS OIL



Number of Trucks

91



Volume In Litres

2,932,011



Percentage Share

0.23

AVIATION TURBINE KEROSENE



Number of Trucks

0



Volume In Litres

0



Percentage Share

LPG



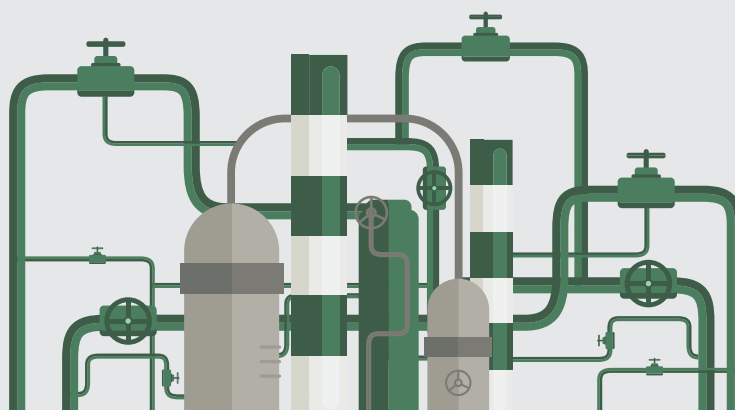
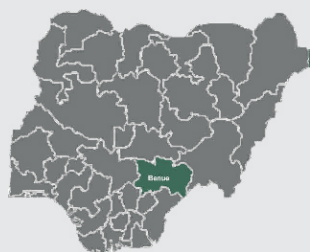

Quantity

2,175,048.00



Percentage Share

1.46



PREMIUM MOTOR SPIRIT



Number of Trucks

2,744



Volume In Litres

120,373,607



Percentage Share

2.46

HOUSEHOLD KEROSENE



Number of Trucks

14



Volume In Litres

400,000



Percentage Share

0.39

AUTOMOTIVE GAS OIL



Number of Trucks

346



Volume In Litres

12,904,523



Percentage Share

1.02

AVIATION TURBINE KEROSENE



Number of Trucks

23



Volume In Litres

845,000



Percentage Share

0.39

LPG



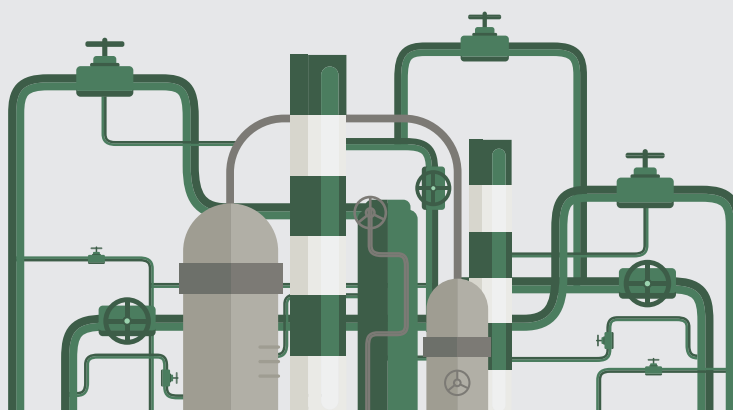
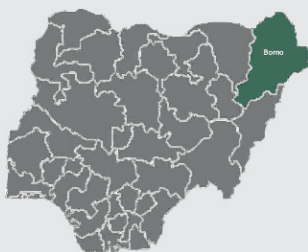

Quantity

1,396,990.00



Percentage Share

0.94



PREMIUM MOTOR SPIRIT



Number of Trucks

1,416



Volume In Litres

66,953,885



Percentage Share

1.37

HOUSEHOLD KEROSENE



Number of Trucks

11



Volume In Litres

376,000



Percentage Share

0.37

AUTOMOTIVE GAS OIL



Number of Trucks

322



Volume In Litres

13,397,291



Percentage Share

1.06

AVIATION TURBINE KEROSENE



Number of Trucks

5



Volume In Litres

220,000



Percentage Share

0.10

LPG



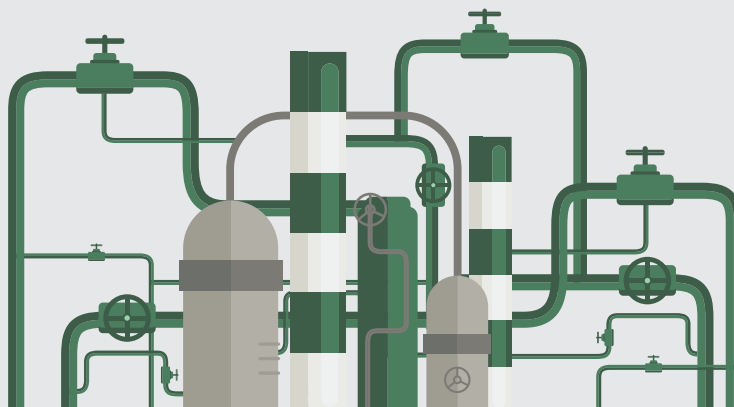
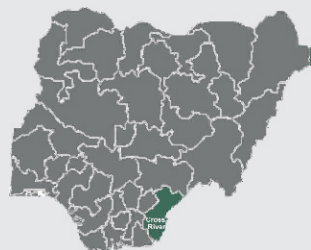

Quantity

2,123,764.00



Percentage Share

1.42



PREMIUM MOTOR SPIRIT



Number of Trucks

1,785



Volume In Litres

69,833,656



Percentage Share

1.43

HOUSEHOLD KEROSENE



Number of Trucks

95



Volume In Litres

2,170,104



Percentage Share

2.12

AUTOMOTIVE GAS OIL



Number of Trucks

449



Volume In Litres

20,160,053



Percentage Share

1.59

AVIATION TURBINE KEROSENE



Number of Trucks

8



Volume In Litres

350,000



Percentage Share

0.16

LPG



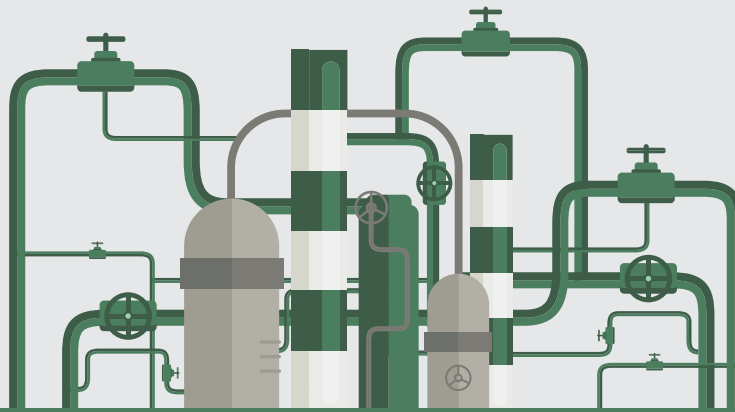
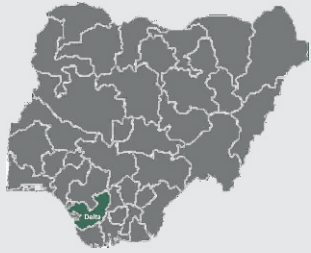
Quantity

1,431,528.00



Percentage Share

0.96



PREMIUM MOTOR SPIRIT



Number of Trucks

5,810



Volume In Litres

218,846,161



Percentage Share

4.47

HOUSEHOLD KEROSENE



Number of Trucks

1,093



Volume In Litres

27,068,334



Percentage Share

26.45

AUTOMOTIVE GAS OIL



Number of Trucks

2,658



Volume In Litres

88,282,093



Percentage Share

6.98

AVIATION TURBINE KEROSENE



Number of Trucks

3



Volume In Litres

134,000



Percentage Share

0.06

LPG



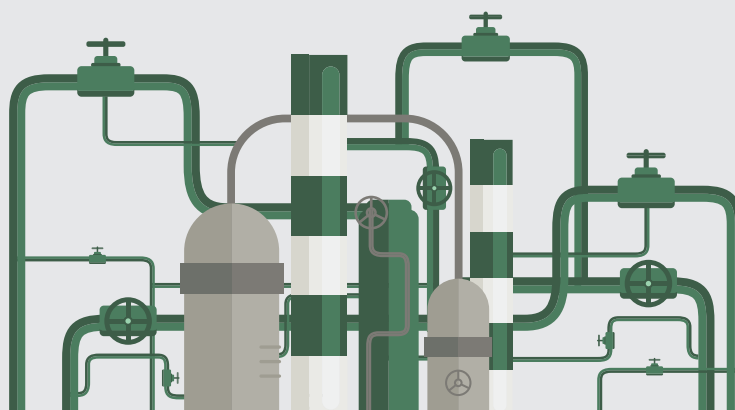
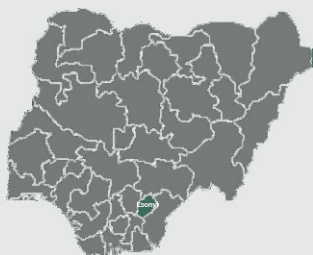

Quantity

12,710,993.00



Percentage Share

8.52



PREMIUM MOTOR SPIRIT



Number of Trucks

896



Volume In Litres

38,242,470



Percentage Share

0.78

HOUSEHOLD KEROSENE



Number of Trucks

15



Volume In Litres

388,000



Percentage Share

0.38

AUTOMOTIVE GAS OIL



Number of Trucks

151



Volume In Litres

5,535,133



Percentage Share

0.44

AVIATION TURBINE KEROSENE



Number of Trucks

1



Volume In Litres

50,000



Percentage Share

0.02

LPG



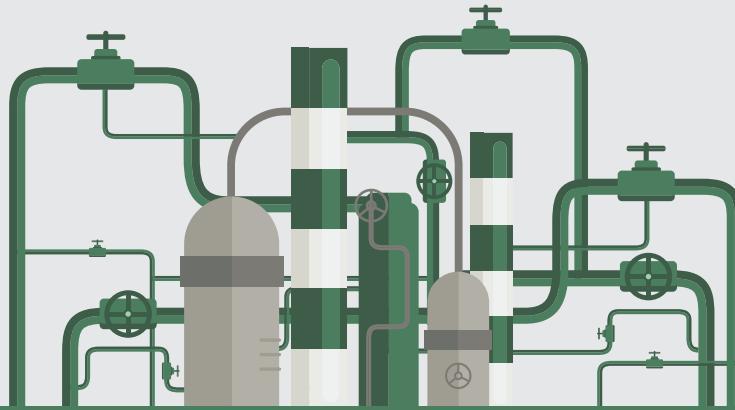
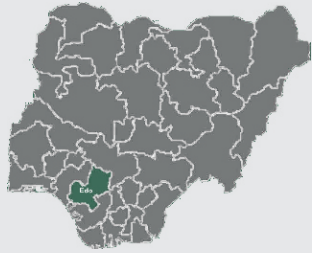
Quantity

959,350.00



Percentage Share

0.64



PREMIUM MOTOR SPIRIT



Number of Trucks

4,066



Volume In Litres

155,531,321



Percentage Share

3.18

HOUSEHOLD KEROSENE



Number of Trucks

201



Volume In Litres

3,254,333



Percentage Share

3.18

AUTOMOTIVE GAS OIL



Number of Trucks

1,377



Volume In Litres

47,528,136



Percentage Share

3.76

AVIATION TURBINE KEROSENE



Number of Trucks

1



Volume In Litres

45,000



Percentage Share

0.02

LPG



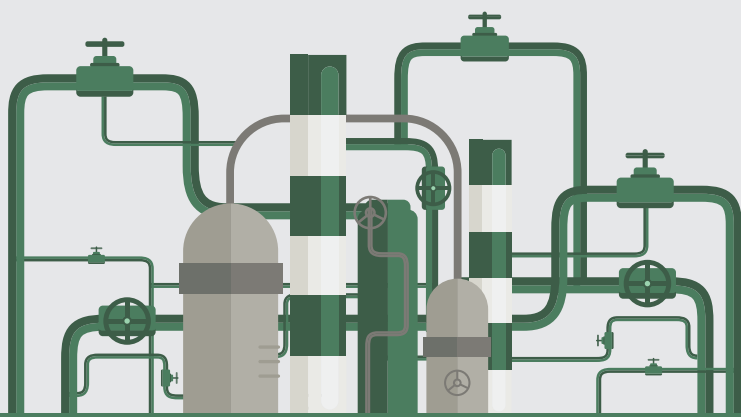
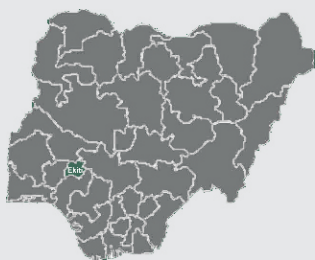

Quantity

12,702,162.00



Percentage Share

8.52



PREMIUM MOTOR SPIRIT



Number of Trucks

769



Volume In Litres

28,455,717



Percentage Share

0.58

HOUSEHOLD KEROSENE



Number of Trucks

7



Volume In Litres

224,993



Percentage Share

0.22

AUTOMOTIVE GAS OIL



Number of Trucks

119



Volume In Litres

3,959,045



Percentage Share

0.31

AVIATION TURBINE KEROSENE



Number of Trucks

5



Volume In Litres

194,000



Percentage Share

0.09

LPG



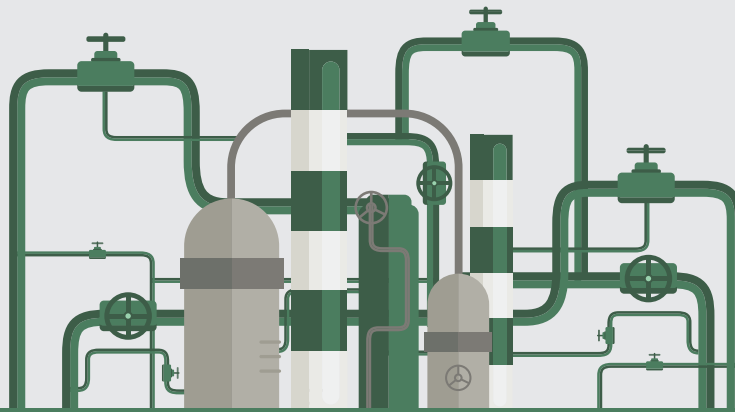
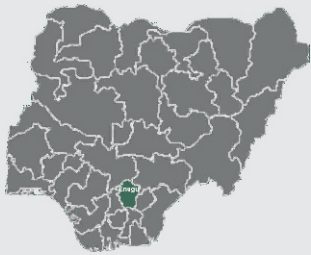
Quantity

974,530.00



Percentage Share

0.65



PREMIUM MOTOR SPIRIT



Number of Trucks

4,193



Volume In Litres

187,672,897



Percentage Share

HOUSEHOLD KEROSENE



Number of Trucks

58



Volume In Litres

1,885,497



Percentage Share

1.84

AUTOMOTIVE GAS OIL



Number of Trucks

549



Volume In Litres

18,925,894



Percentage Share

1.50

AVIATION TURBINE KEROSENE



Number of Trucks

23



Volume In Litres

978,000



Percentage Share

0.45

LPG



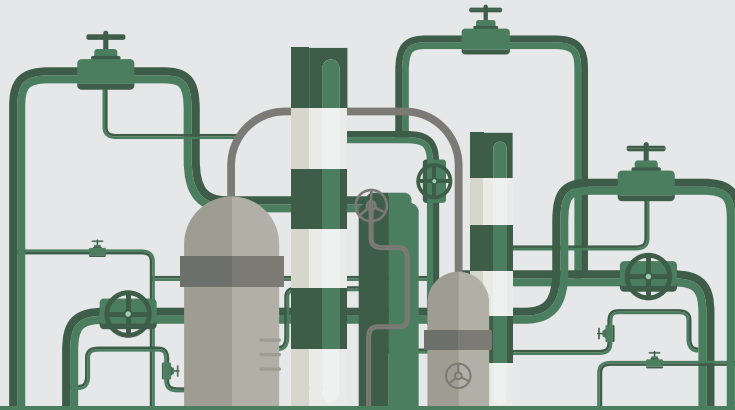
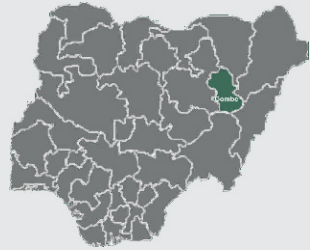
Quantity

6,626,193.00



Percentage Share

4.44



PREMIUM MOTOR SPIRIT



Number of Trucks

1,818



Volume In Litres

82,364,351



Percentage Share

1.68

HOUSEHOLD KEROSENE



Number of Trucks

7



Volume In Litres

308,000



Percentage Share

0.30

AUTOMOTIVE GAS OIL



Number of Trucks

251



Volume In Litres

10,295,633



Percentage Share

0.81

AVIATION TURBINE KEROSENE



Number of Trucks

0



Volume In Litres

0



Percentage Share

LPG



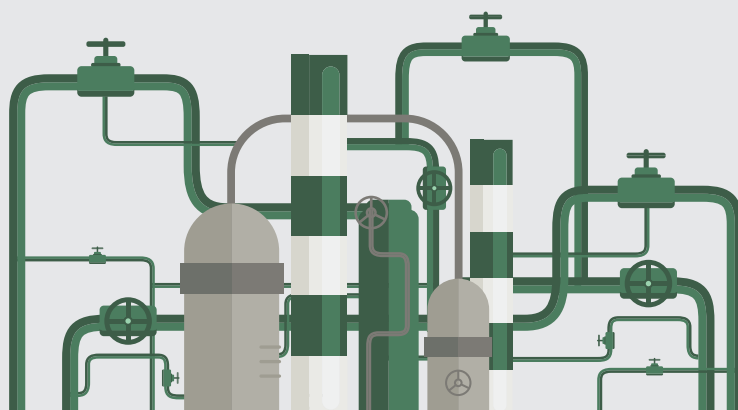
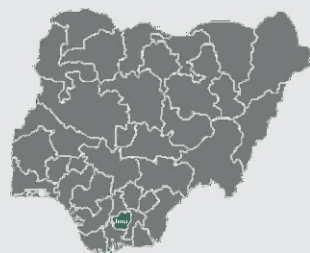

Quantity

780,200.00



Percentage Share

0.52



PREMIUM MOTOR SPIRIT



Number of Trucks

2,483



Volume In Litres

112,071,553



Percentage Share

2.29

HOUSEHOLD KEROSENE



Number of Trucks

57



Volume In Litres

2,053,000



Percentage Share

2.01

AUTOMOTIVE GAS OIL



Number of Trucks

330



Volume In Litres

11,388,121



Percentage Share

0.90

AVIATION TURBINE KEROSENE



Number of Trucks

7



Volume In Litres

305,000



Percentage Share

0.14

LPG



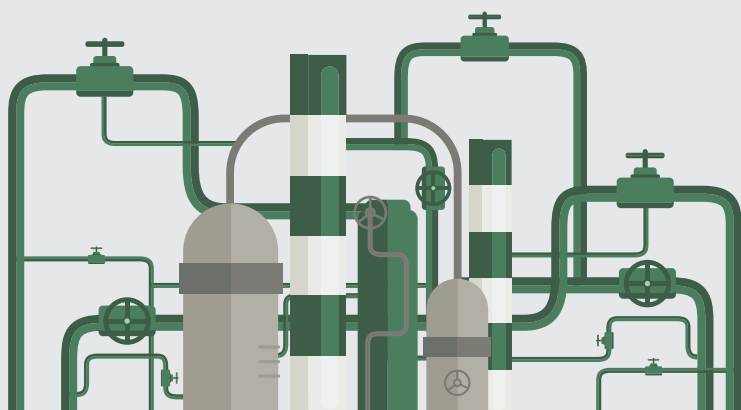
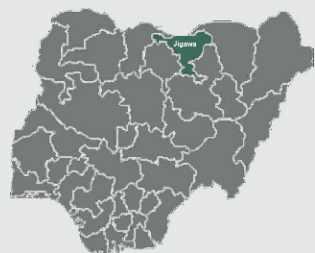

Quantity

3,662,193.00



Percentage Share

2.46



PREMIUM MOTOR SPIRIT



Number of Trucks

206



Volume In Litres

9,838,845



Percentage Share

0.20

HOUSEHOLD KEROSENE



Number of Trucks

0



Volume In Litres

0



Percentage Share

AUTOMOTIVE GAS OIL



Number of Trucks

55



Volume In Litres

2,130,500



Percentage Share

0.17

AVIATION TURBINE KEROSENE



Number of Trucks

0



Volume In Litres

0



Percentage Share

LPG

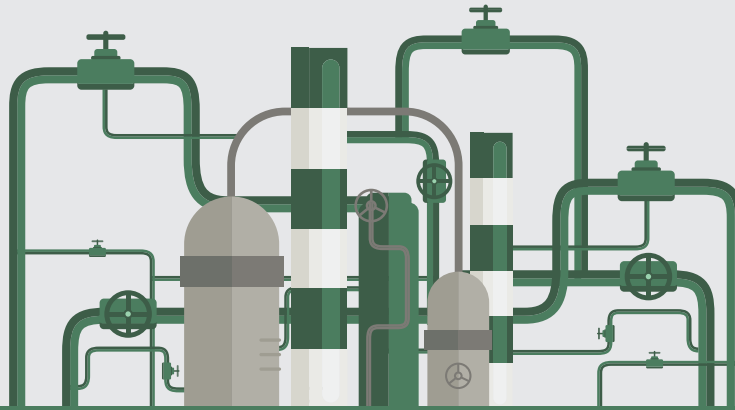
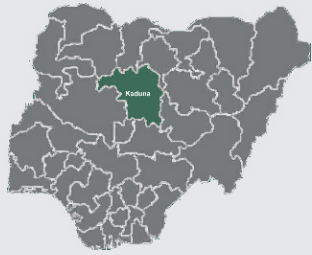


Quantity



Percentage Share

0.00



PREMIUM MOTOR SPIRIT



Number of Trucks

4,051



Volume In Litres

173,600,967



Percentage Share

3.55

HOUSEHOLD KEROSENE



Number of Trucks

76



Volume In Litres

2,784,005



Percentage Share

2.72

AUTOMOTIVE GAS OIL



Number of Trucks

936



Volume In Litres

36,686,537



Percentage Share

2.90

AVIATION TURBINE KEROSENE



Number of Trucks

23



Volume In Litres

1,000,000



Percentage Share

0.46

LPG



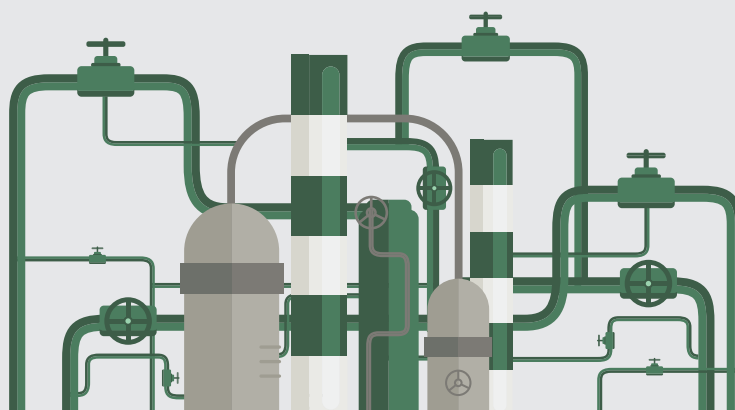
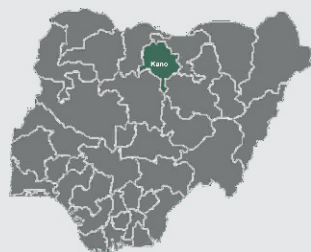

Quantity

6,457,455.00



Percentage Share

4.33



PREMIUM MOTOR SPIRIT



Number of Trucks

10,084



Volume In Litres

474,281,851



Percentage Share

9.69

HOUSEHOLD KEROSENE



Number of Trucks

82



Volume In Litres

3,475,981



Percentage Share

3.40

AUTOMOTIVE GAS OIL



Number of Trucks

1,701



Volume In Litres

69,488,656



Percentage Share

5.49

AVIATION TURBINE KEROSENE



Number of Trucks

118



Volume In Litres

4,956,908



Percentage Share

2.26

LPG



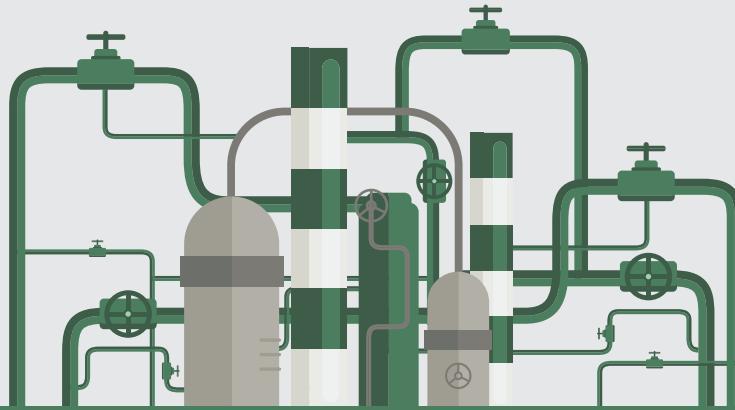
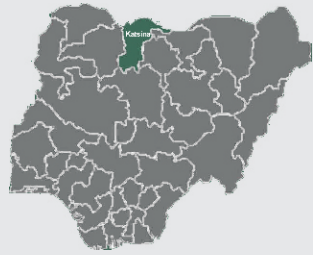
Quantity

10,522,680.00



Percentage Share

7.05



PREMIUM MOTOR SPIRIT



Number of Trucks

492



Volume In Litres

21,199,898



Percentage Share

0.43

HOUSEHOLD KEROSENE



Number of Trucks

3



Volume In Litres

135,000



Percentage Share

0.13

AUTOMOTIVE GAS OIL



Number of Trucks

220



Volume In Litres

8,599,079



Percentage Share

0.68

AVIATION TURBINE KEROSENE



Number of Trucks

2



Volume In Litres

45,000



Percentage Share

0.02

LPG



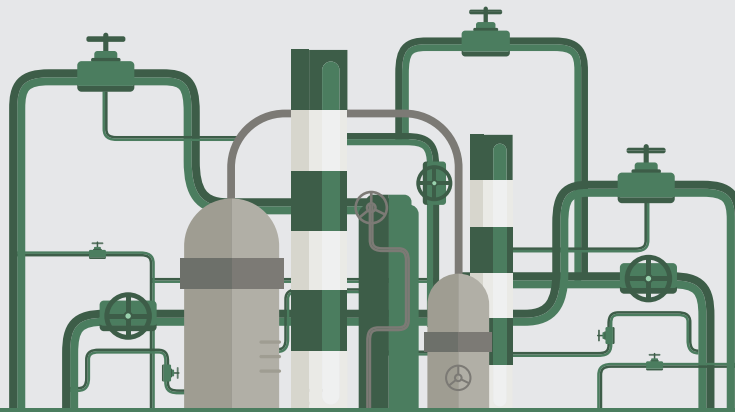
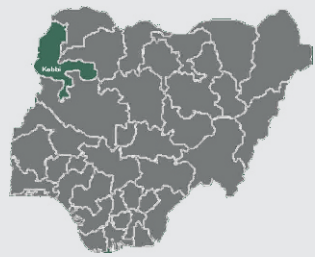
Quantity

287,510.00



Percentage Share

0.19



PREMIUM MOTOR SPIRIT



Number of Trucks

384



Volume In Litres

16,134,000



Percentage Share

0.33

HOUSEHOLD KEROSENE



Number of Trucks

6



Volume In Litres

246,000



Percentage Share

0.24

AUTOMOTIVE GAS OIL



Number of Trucks

291



Volume In Litres

10,943,219



Percentage Share

0.86

AVIATION TURBINE KEROSENE



Number of Trucks

0



Volume In Litres

0



Percentage Share

LPG



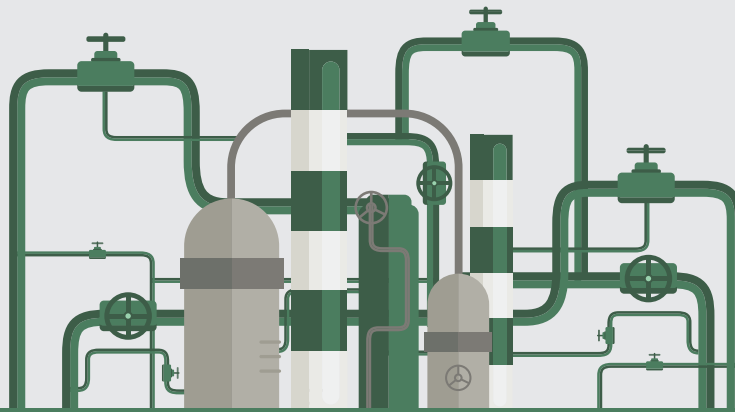
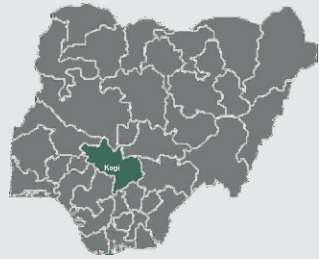
Quantity

19,950.00



Percentage Share

0.01



PREMIUM MOTOR SPIRIT



Number of Trucks

818



Volume In Litres

34,844,381



Percentage Share

0.71

HOUSEHOLD KEROSENE



Number of Trucks

11



Volume In Litres

451,000



Percentage Share

0.44

AUTOMOTIVE GAS OIL



Number of Trucks

952



Volume In Litres

39,947,702



Percentage Share

3.16

AVIATION TURBINE KEROSENE



Number of Trucks

4



Volume In Litres

133,000



Percentage Share

0.06

LPG



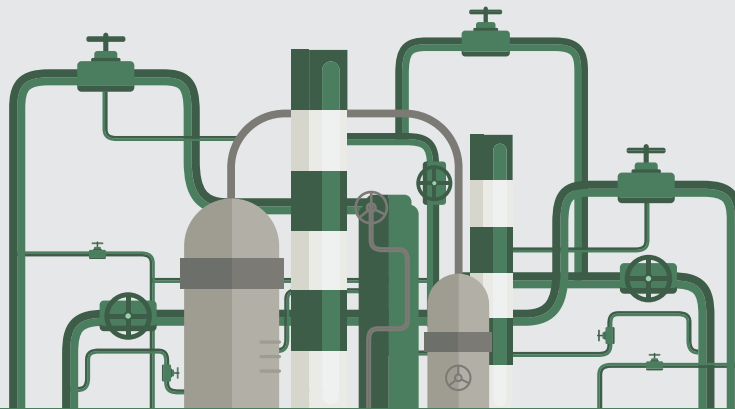
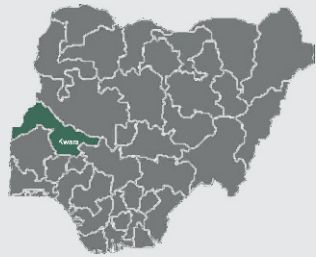
Quantity

3,032,538.00



Percentage Share

2.03



PREMIUM MOTOR SPIRIT



Number of Trucks

3,856



Volume In Litres

140,135,071



Percentage Share

2.86

HOUSEHOLD KEROSENE



Number of Trucks

42



Volume In Litres

1,332,961



Percentage Share

1.30

AUTOMOTIVE GAS OIL



Number of Trucks

992



Volume In Litres

33,047,117



Percentage Share

2.61

AVIATION TURBINE KEROSENE



Number of Trucks

21



Volume In Litres

589,000



Percentage Share

0.27

LPG



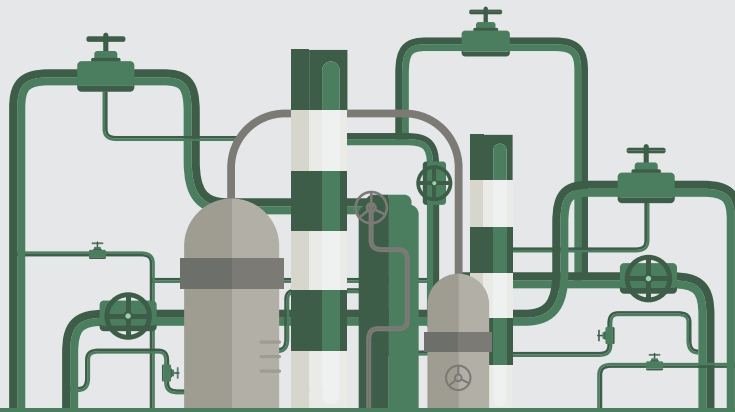
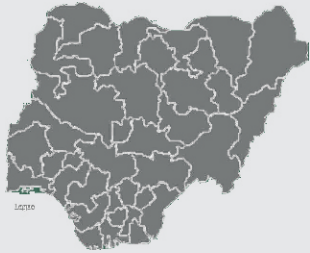
Quantity

2,569,220.00



Percentage Share

1.72



PREMIUM MOTOR SPIRIT



Number of Trucks

22,010



Volume In Litres

798,131,661



Percentage Share

16.31

HOUSEHOLD KEROSENE



Number of Trucks

608



Volume In Litres

15,402,972



Percentage Share

15.05

AUTOMOTIVE GAS OIL



Number of Trucks

12,567



Volume In Litres

327,623,143



Percentage Share

25.89

AVIATION TURBINE KEROSENE



Number of Trucks

4,573



Volume In Litres

173,764,192



Percentage Share

79.39

LPG



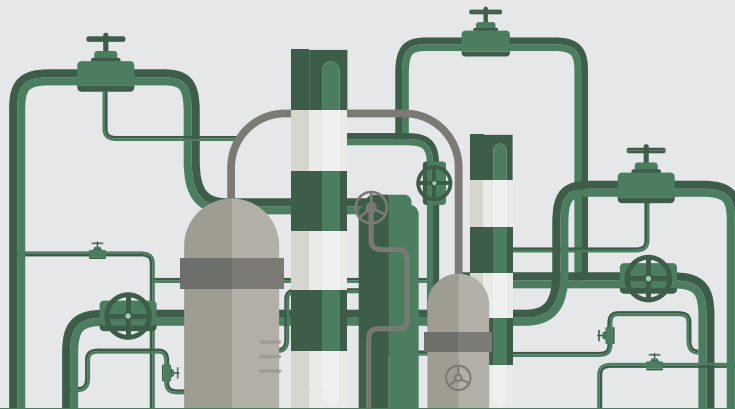
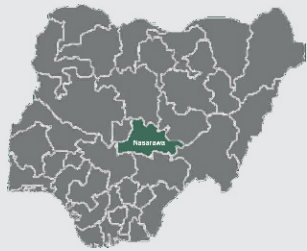
Quantity

29,095,490.00



Percentage Share

19.50



PREMIUM MOTOR SPIRIT



Number of Trucks

887



Volume In Litres

37,042,186



Percentage Share

0.76

HOUSEHOLD KEROSENE



Number of Trucks

8



Volume In Litres

309,000



Percentage Share

0.30

AUTOMOTIVE GAS OIL



Number of Trucks

223



Volume In Litres

9,294,997



Percentage Share

0.73

AVIATION TURBINE KEROSENE



Number of Trucks

2



Volume In Litres

78,000



Percentage Share

0.04

LPG



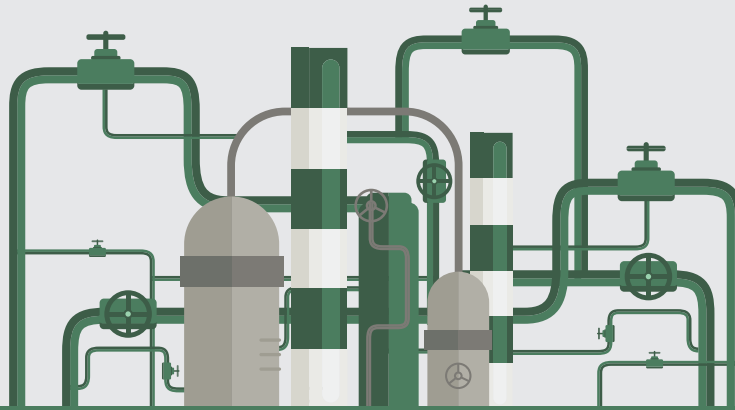
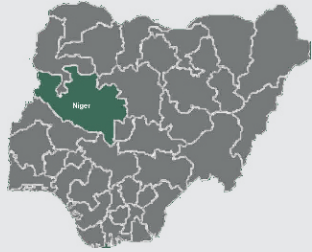
Quantity

998,684.00



Percentage Share

0.67



PREMIUM MOTOR SPIRIT



Number of Trucks

5,579



Volume In Litres

237,007,936



Percentage Share

4.84

HOUSEHOLD KEROSENE



Number of Trucks

56



Volume In Litres

2,258,698



Percentage Share

2.21

AUTOMOTIVE GAS OIL



Number of Trucks

921



Volume In Litres

38,302,453



Percentage Share

3.03

AVIATION TURBINE KEROSENE



Number of Trucks

11



Volume In Litres

443,000



Percentage Share

0.20

LPG



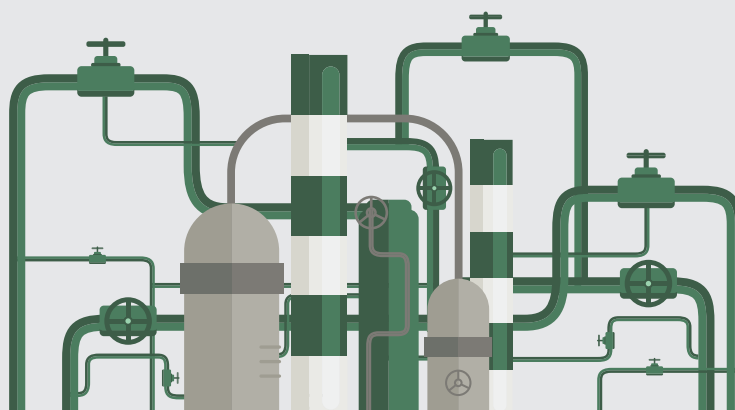
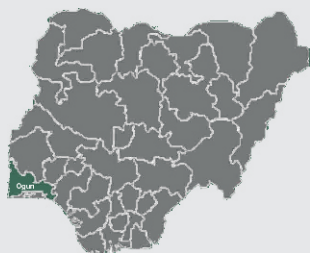

Quantity

1,979,980.00



Percentage Share

1.33



PREMIUM MOTOR SPIRIT



Number of Trucks

7,427



Volume In Litres

278,716,799



Percentage Share

5.69

HOUSEHOLD KEROSENE



Number of Trucks

199



Volume In Litres

4,730,012



Percentage Share

4.62

AUTOMOTIVE GAS OIL



Number of Trucks

3,480



Volume In Litres

115,993,886



Percentage Share

9.17

AVIATION TURBINE KEROSENE



Number of Trucks

86



Volume In Litres

2,285,498



Percentage Share

1.04

LPG



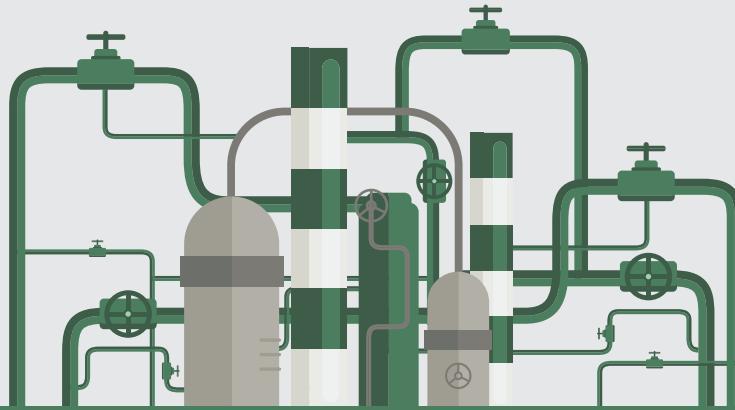
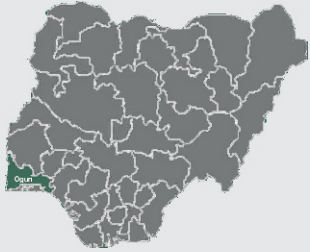
Quantity

1,823,340.00



Percentage Share

1.22



PREMIUM MOTOR SPIRIT



Number of Trucks

3,527



Volume In Litres

131,197,751



Percentage Share

2.68

HOUSEHOLD KEROSENE



Number of Trucks

54



Volume In Litres

1,609,940



Percentage Share

1.57

AUTOMOTIVE GAS OIL



Number of Trucks

411



Volume In Litres

13,576,448



Percentage Share

1.07

AVIATION TURBINE KEROSENE



Number of Trucks

6



Volume In Litres

201,000



Percentage Share

0.09

LPG



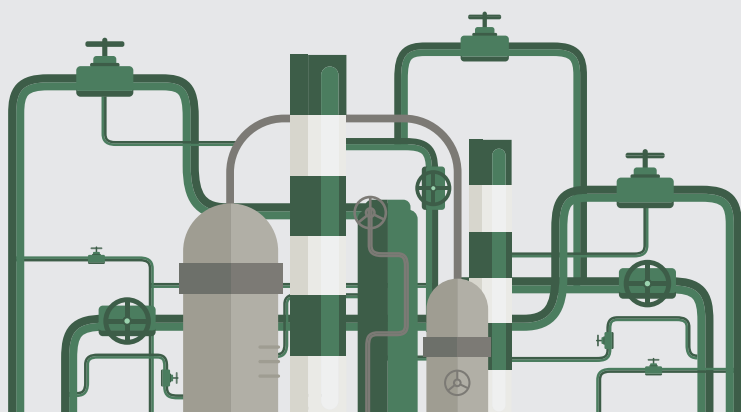
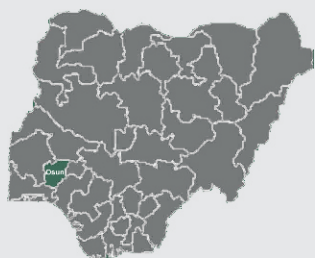

Quantity

1,477,679.00



Percentage Share

0.99



PREMIUM MOTOR SPIRIT



Number of Trucks

2,420



Volume In Litres

84,740,285



Percentage Share

1.73

HOUSEHOLD KEROSENE



Number of Trucks

40



Volume In Litres

1,223,476



Percentage Share

1.20

AUTOMOTIVE GAS OIL



Number of Trucks

285



Volume In Litres

9,127,003



Percentage Share

0.72

AVIATION TURBINE KEROSENE



Number of Trucks

17



Volume In Litres

493,000



Percentage Share

0.23

LPG



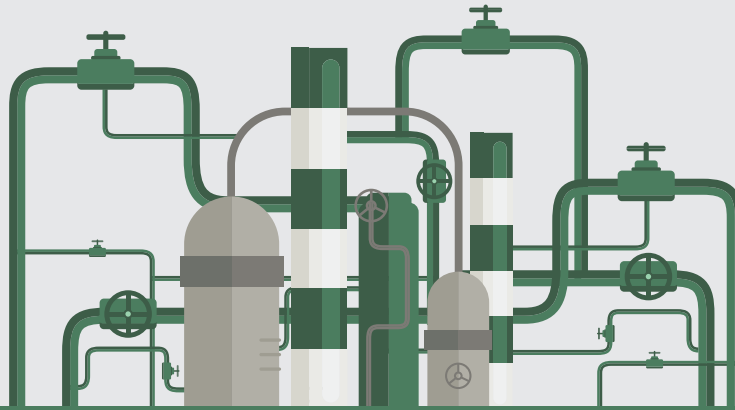
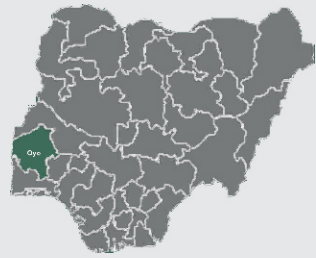
Quantity

34.00



Percentage Share

0.00



PREMIUM MOTOR SPIRIT



Number of Trucks

7,209



Volume In Litres

252,258,008



Percentage Share

5.15

HOUSEHOLD KEROSENE



Number of Trucks

130



Volume In Litres

4,068,341



Percentage Share

3.98

AUTOMOTIVE GAS OIL



Number of Trucks

1,549



Volume In Litres

47,778,644



Percentage Share

3.78

AVIATION TURBINE KEROSENE



Number of Trucks

24



Volume In Litres

693,001



Percentage Share

0.32

LPG



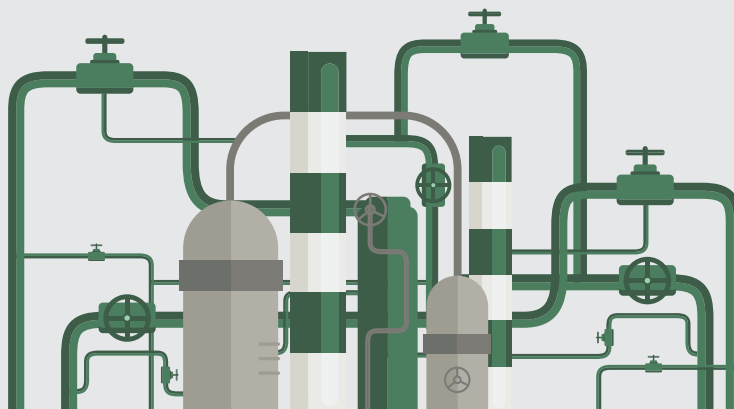

Quantity

4,097,230.00



Percentage Share

2.75



PREMIUM MOTOR SPIRIT



Number of Trucks

2,503



Volume In Litres

108,745,026



Percentage Share

2.22

HOUSEHOLD KEROSENE



Number of Trucks

33



Volume In Litres

1,339,992



Percentage Share

1.31

AUTOMOTIVE GAS OIL



Number of Trucks

320



Volume In Litres

12,984,115



Percentage Share

1.03

AVIATION TURBINE KEROSENE



Number of Trucks

7



Volume In Litres

325,000



Percentage Share

0.15

LPG



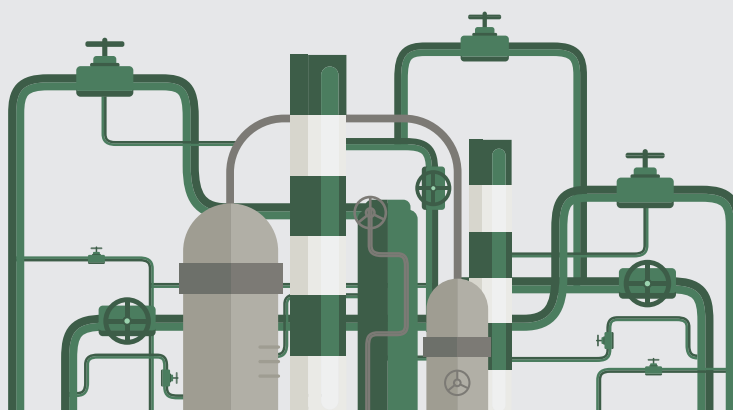
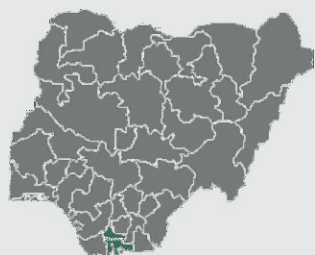
Quantity

7,005,750.00



Percentage Share

4.70



PREMIUM MOTOR SPIRIT



Number of Trucks

4,532



Volume In Litres

191,986,036



Percentage Share

3.92

HOUSEHOLD KEROSENE



Number of Trucks

46



Volume In Litres

1,525,845



Percentage Share

1.49

AUTOMOTIVE GAS OIL



Number of Trucks

1,732



Volume In Litres

85,798,250



Percentage Share

6.78

AVIATION TURBINE KEROSENE



Number of Trucks

142



Volume In Litres

5,773,942



Percentage Share

2.64

LPG



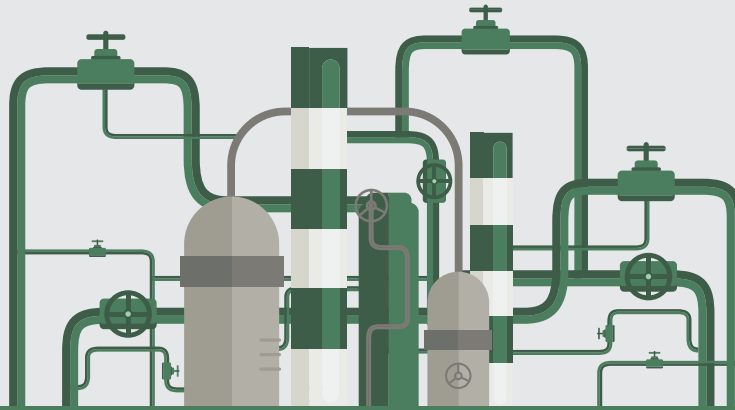
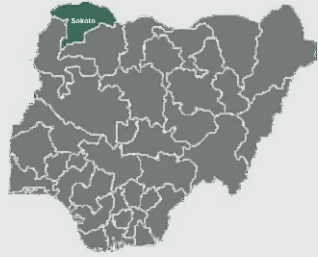
Quantity

14,038,055.00



Percentage Share

9.41



PREMIUM MOTOR SPIRIT



Number of Trucks

446



Volume In Litres

20,095,072



Percentage Share

0.41

HOUSEHOLD KEROSENE



Number of Trucks

11



Volume In Litres

432,000



Percentage Share

0.42

AUTOMOTIVE GAS OIL



Number of Trucks

445



Volume In Litres

18,685,557



Percentage Share

1.48

AVIATION TURBINE KEROSENE



Number of Trucks

7



Volume In Litres

342,000



Percentage Share

0.16

LPG



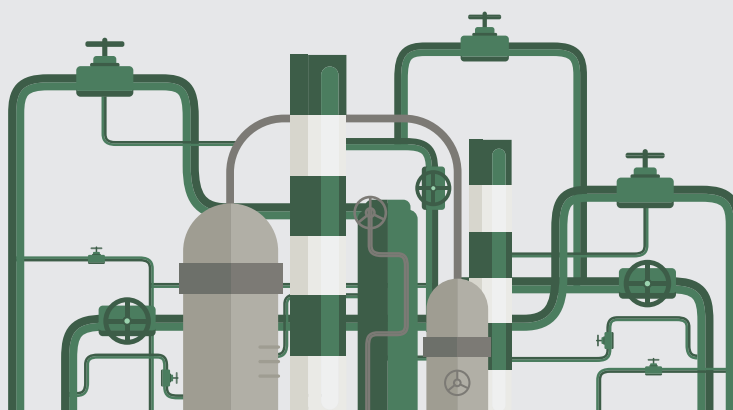
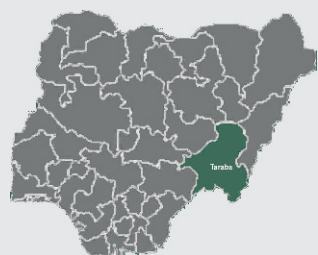
Quantity

114,400.00



Percentage Share

0.08



PREMIUM MOTOR SPIRIT



Number of Trucks

600



Volume In Litres

24,591,490



Percentage Share

0.50

HOUSEHOLD KEROSENE



Number of Trucks

6



Volume In Litres

161,000



Percentage Share

0.16

AUTOMOTIVE GAS OIL



Number of Trucks

91



Volume In Litres

3,692,469



Percentage Share

0.29

AVIATION TURBINE KEROSENE



Number of Trucks

0



Volume In Litres

0



Percentage Share

LPG

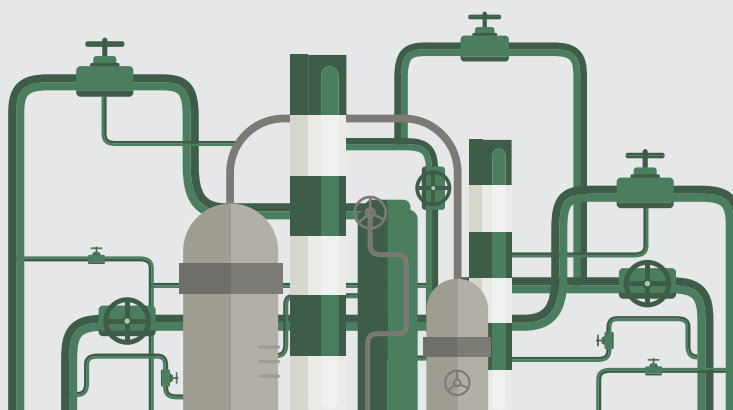
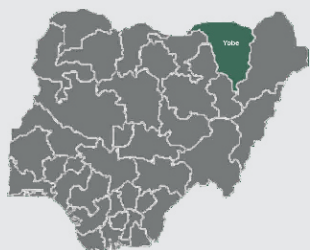



Quantity



Percentage Share

0.00



PREMIUM MOTOR SPIRIT



Number of Trucks

125



Volume In Litres

5,680,910



Percentage Share

0.12

HOUSEHOLD KEROSENE



Number of Trucks

0



Volume In Litres

0



Percentage Share

AUTOMOTIVE GAS OIL



Number of Trucks

29



Volume In Litres

1,147,000



Percentage Share

0.09

AVIATION TURBINE KEROSENE



Number of Trucks

0



Volume In Litres

0



Percentage Share

LPG

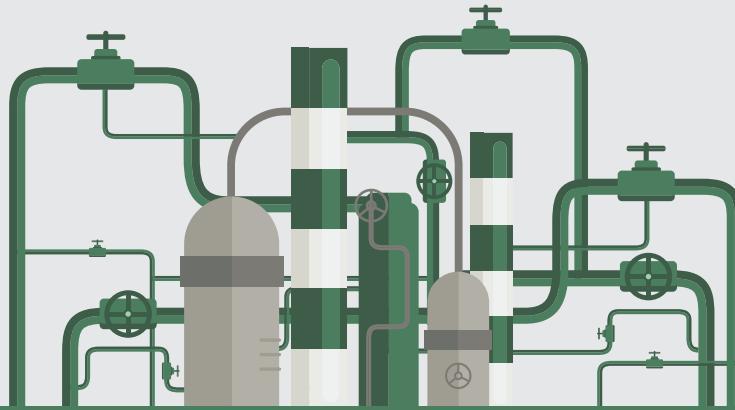
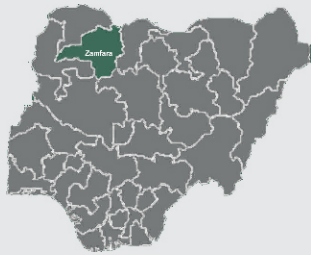


Quantity



Percentage Share

0.00



PREMIUM MOTOR SPIRIT



Number of Trucks

4,274



Volume In Litres

193,708,368



Percentage Share

3.96

HOUSEHOLD KEROSENE



Number of Trucks

5



Volume In Litres

215,000



Percentage Share

0.21

AUTOMOTIVE GAS OIL



Number of Trucks

420



Volume In Litres

16,464,177



Percentage Share

1.30

AVIATION TURBINE KEROSENE



Number of Trucks

3



Volume In Litres

66,000



Percentage Share

0.03

LPG



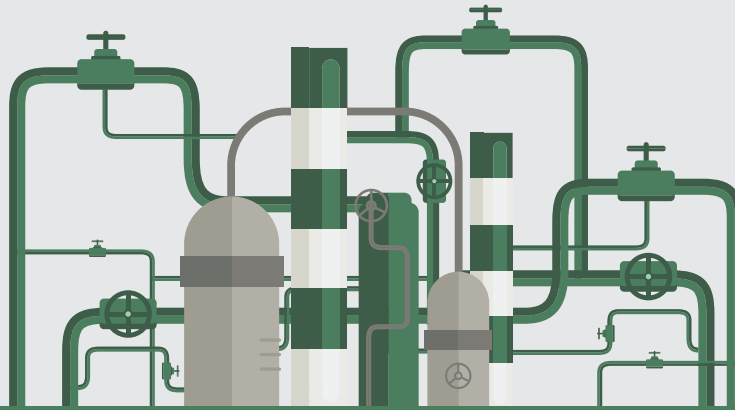
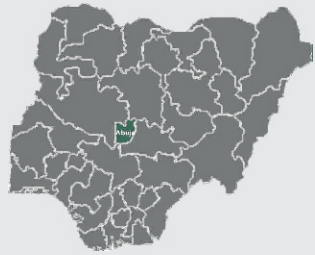
Quantity

312,000.00



Percentage Share

0.21



PREMIUM MOTOR SPIRIT



Number of Trucks

5,342



Volume In Litres

228,825,274



Percentage Share

4.68

HOUSEHOLD KEROSENE



Number of Trucks

334



Volume In Litres

12,008,997



Percentage Share

11.74

AUTOMOTIVE GAS OIL



Number of Trucks

1,235



Volume In Litres

50,272,731



Percentage Share

3.97

AVIATION TURBINE KEROSENE



Number of Trucks

529



Volume In Litres

22,804,389



Percentage Share

10.42

LPG



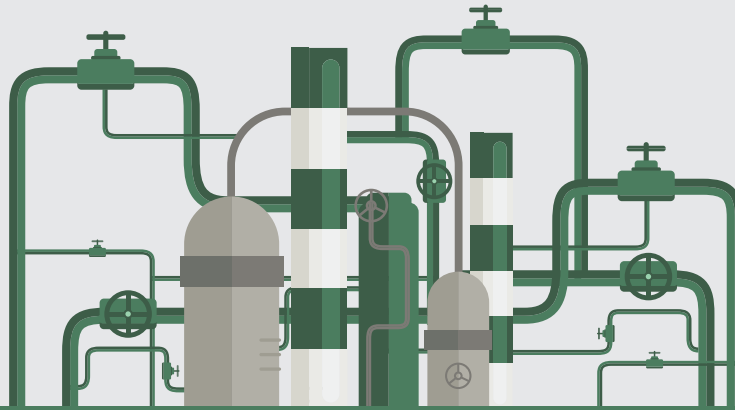
Quantity

7,261,698.00



Percentage Share

4.87



PREMIUM MOTOR SPIRIT



Number of Trucks

120,938



Volume In Litres

4,894,372,581



Percentage Share

100.00

HOUSEHOLD KEROSENE



Number of Trucks

3,625



Volume In Litres

102,329,172



Percentage Share

100.00

AUTOMOTIVE GAS OIL



Number of Trucks

36,304



Volume In Litres

1,265,592,499



Percentage Share

100.00

AVIATION TURBINE KEROSENE



Number of Trucks

5,697



Volume In Litres

218,877,850



Percentage Share

100.00

LPG



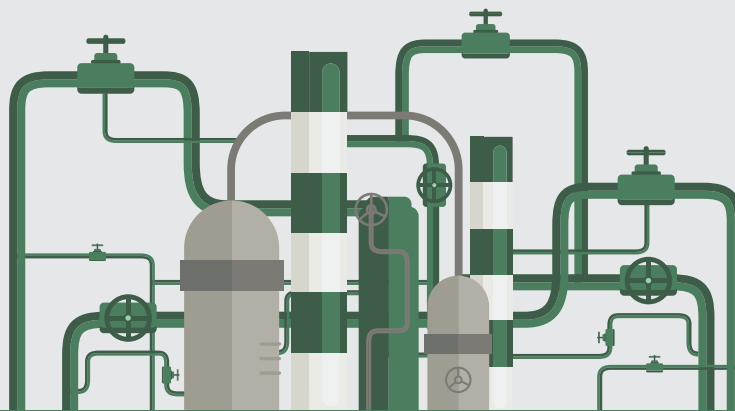

Quantity

149,172,318.00



Percentage Share

100.00



PREMIUM MOTOR SPIRIT



Number of Trucks

1,344



Volume In Litres

54,381,918



Percentage Share

HOUSEHOLD KEROSENE



Number of Trucks

40



Volume In Litres

1,136,991



Percentage Share

AUTOMOTIVE GAS OIL



Number of Trucks

403



Volume In Litres

14,062,139



Percentage Share

AVIATION TURBINE KEROSENE



Number of Trucks

63



Volume In Litres

2,431,976



Percentage Share

Methodology

Data is provided by the Petroleum Products and Pricing Regulatory Agency (PPPRA) and verified and validated by the National Bureau of Statistics (NBS)

1. Volumes refers to products discharged within a month and is based on actual quantities discharged during the month.
2. Average landing cost per month is the average landing cost (SVH) of the product during the period of discharge.
3. The value of the product is estimated value based on the average landing cost of the product as at the month of discharge.
4. Discharge Date - Date the product was received is the reference period for this report.

STATE DISTRIBUTION OF TRUCK-OUT VOLUME FOR 1ST QUARTER 2019

STATE	PREMIUM MOTOR SPIRIT			AUTOMOTIVE GAS OIL			HOUSEHOLD KEROSENE			AVIATION TURBINE KEROSENE		
	Number of Trucks	Vol in Litres	% SHARE	Number of Trucks	Vol in Litres	% SHARE	Number of Trucks	Vol in Litres	% SHARE	Number of Trucks	Vol in Litres	% SHARE
Abia	2,656	113,744,795	2.32	513	17,573,223	1.39	115	4,300,000	4.20	3	125,000	0.06
Adamawa	3,750	165,245,195	3.38	310	13,043,935	1.03	11	408,991	0.40	4	168,000	0.08
Akwa Ibom	3,228	123,754,498	2.53	510	21,620,370	1.71	124	3,202,500	3.13	19	767,420	0.35
Anambra	3,038	140,477,176	2.87	557	20,115,517	1.59	48	1,763,800	1.72	20	703,500	0.32
Bauchi	235	10,822,515	0.22	151	6,347,838	0.50	15	683,400	0.67	0	0	-
Bayelsa	621	26,046,243	0.53	91	2,932,011	0.23	4	132,000	0.13	0	0	-
Benue	2,744	120,373,607	2.46	346	12,904,523	1.02	14	400,000	0.39	23	845,000	0.39
Borno	1,416	66,953,885	1.37	322	13,397,291	1.06	11	376,000	0.37	5	220,000	0.10
Cross River	1,785	69,833,656	1.43	449	20,160,053	1.59	95	2,170,104	2.12	8	350,000	0.16
Delta	5,810	218,846,161	4.47	2,658	88,282,093	6.98	1,093	27,068,334	26.45	3	134,000	0.06
Ebonyi	896	38,242,470	0.78	151	5,535,133	0.44	15	388,000	0.38	1	50,000	0.02
Edo	4,066	155,531,321	3.18	1,377	47,528,136	3.76	201	3,254,333	3.18	1	45,000	0.02
Ekiti	769	28,455,717	0.58	119	3,959,045	0.31	7	224,993	0.22	5	194,000	0.09
Enugu	4,193	187,672,897	3.83	549	18,925,894	1.50	58	1,885,497	1.84	23	978,000	0.45
Gombe	1,818	82,364,351	1.68	251	10,295,633	0.81	7	308,000	0.30	0	0	-
Imo	2,483	112,071,553	2.29	330	11,388,121	0.90	57	2,053,000	2.01	7	305,000	0.14
Jigawa	206	9,838,845	0.20	55	2,130,500	0.17	0	0	-	0	0	-
Kaduna	4,051	173,600,967	3.55	936	36,686,537	2.90	76	2,784,005	2.72	23	1,000,000	0.46
Kano	10,084	474,281,851	9.69	1,701	69,488,656	5.49	82	3,475,981	3.40	118	4,956,908	2.26
Katsina	492	21,199,898	0.43	220	8,599,079	0.68	3	135,000	0.13	2	45,000	0.02
Kebbi	384	16,134,000	0.33	291	10,943,219	0.86	6	246,000	0.24	0	0	-
Kogi	818	34,844,381	0.71	952	39,947,702	3.16	11	451,000	0.44	4	133,000	0.06
Kwara	3,856	140,135,071	2.86	992	33,047,117	2.61	42	1,332,961	1.30	21	589,000	0.27
Lagos	22,010	798,131,661	16.31	12,567	327,623,143	25.89	608	15,402,972	15.05	4,573	173,764,192	79.39
Nasarawa	887	37,042,186	0.76	223	9,294,997	0.73	8	309,000	0.30	2	78,000	0.04
Niger	5,579	237,007,936	4.84	921	38,302,453	3.03	56	2,258,698	2.21	11	443,000	0.20
Ogun	7,427	278,716,799	5.69	3,480	115,993,886	9.17	199	4,730,012	4.62	86	2,285,498	1.04
Ondo	3,527	131,197,751	2.68	411	13,576,448	1.07	54	1,609,940	1.57	6	201,000	0.09
Osun	2,420	84,740,285	1.73	285	9,127,003	0.72	40	1,223,476	1.20	17	493,000	0.23
Oyo	7,209	252,258,008	5.15	1,549	47,778,644	3.78	130	4,068,341	3.98	24	693,001	0.32
Plateau	2,503	108,745,026	2.22	320	12,984,115	1.03	33	1,339,992	1.31	7	325,000	0.15
Rivers	4,532	191,986,036	3.92	1,732	85,798,250	6.78	46	1,525,845	1.49	142	5,773,942	2.64
Sokoto	446	20,095,072	0.41	445	18,685,557	1.48	11	432,000	0.42	7	342,000	0.16
Taraba	600	24,591,490	0.50	91	3,692,469	0.29	6	161,000	0.16	0	0	-
Yobe	125	5,680,910	0.12	29	1,147,000	0.09	0	0	-	0	0	-
Zamfara	4,274	193,708,368	3.96	420	16,464,177	1.30	5	215,000	0.21	3	66,000	0.03
FCT	5,342	228,825,274	4.68	1,235	50,272,731	3.97	334	12,008,997	11.74	529	22,804,389	10.42
TOTAL	120,938	4,894,372,581	100.00	36,304	1,265,592,499	100.00	3,625	102,329,172	100.00	5,697	218,877,850	100.00
Q1 DAILY AVG.	1,344	54,381,918		403	14,062,139		40	1,136,991		63	2,431,976	

Q1 2019 IMPORT DATA (JAN -MAR) 2019 LITRES				
PRODUCT	JANUARY	FEBRUARY	MARCH	TOTAL
PMS	2,242,630,979	1,560,281,262	1,068,918,623	4,871,830,864
AGO	436,031,124	379,752,898	391,212,462	1,206,996,484
DPK	15,237,551	50,329,671	37,485,879	103,053,101
ATK (Aviation Turbine Kerosine)	128,230,919	39,507,069	59,273,875	227,011,863
BASE OIL	45,189,294	22,504,889	27,398,698	95,092,881
BITUMEN	6,931,945	6,001,941	5,187,176	18,121,062
LPFO (Low Pour Fuel Oil)	6,208,238	7,010,203	-	13,218,441
LPG	94,602,900	82,320,043	133,921,558	310,844,501

STATE	JANUARY	FEBRUARY	MARCH
Abia	298,750.00	924,795.00	286,170.00
Adamawa	80,430.00	79,950.00	922,410.00
Akwa Ibom	986,129.00	967,985.00	479,530.00
Anambra	2,786,159.00	2,573,746.00	1,501,500.00
Bayelsa	753,301.00	660,594.00	761,153.00
Benue	466,400.00	462,350.00	468,240.00
Borno	467,820.00	499,524.00	1,156,420.00
Cross River	569,760.00	648,280.00	213,488.00
Delta	4,785,308.00	4,145,259.00	3,780,426.00
Ebonyi	444,790.00	189,540.00	325,020.00
Edo	4,599,855.00	4,273,126.00	3,829,181.00
Ekiti	296,520.00	295,250.00	382,760.00
Enugu	2,500,962.00	2,363,330.00	1,761,901.00
Gombe	211,200.00	220,000.00	349,000.00
Imo	1,535,442.00	1,531,513.00	595,238.00
Kaduna	2,420,606.00	2,385,029.00	1,651,820.00
Kano	3,843,370.00	2,858,750.00	3,820,560.00
Katsina	221,520.00	65,990.00	-
Kebbi	19,950.00	-	-
Kwara	960,090.00	756,860.00	852,270.00
Kogi	1,112,772.00	967,326.00	952,440.00
Lagos	8,229,690.00	10,277,520.00	10,588,280.00
Nasarawa	368,750.00	379,994.00	249,940.00
Niger	753,830.00	553,690.00	672,460.00
Ogun	571,160.00	617,890.00	634,290.00
Ondo	499,911.00	542,449.00	435,319.00
Oyo	1,218,910.00	1,555,290.00	1,323,030.00
Plateau	2,712,270.00	1,491,400.00	2,802,080.00
Rivers	5,030,069.00	5,468,427.00	3,539,559.00
BAUCHI	292,336.00	199,848.00	155,936.00
JIGAWA	-	-	-
OSUN	-	-	34.00
SOKOTO	70,400.00	44,000.00	-
TARABA	-	-	-
YOBE	-	-	-
ZAMFARA	44,000.00	-	268,000.00
FCT	2,683,772.00	2,553,430.00	2,024,496.00
TOTAL	51,836,232.00	50,553,135.00	46,782,951.00

2019 Q1 LPG SUPPLY

Country of Origin	January 2019 Volume		February 2019 Volume		March 2019 Volume	
	MT	Litres	MT	Litres	MT	Litres
Algeria	7,358.57	12,951,085	-	-	-	-
Argentina	-	-	8,320.18	14,643,524	-	-
Equatorial Guinea	12,194.70	21,735,481	2,666.29	4,692,662	-	-
India	4,208.11	7,406,275	-	-	-	-
Trinidad & Tobago	-	-	-	-	9,996.34	17,593,562
USA	10,962.78	19,294,496	4,127.55	7,264,495	23,013.62	40,554,265
Nigeria	18,703.66	33,215,563	31,658.73	55,719,362	43,053.26	75,773,731
Total	53,427.82	94,602,900.00	46,772.75	82,320,043.00	76,063.22	133,921,558.00

SUMMARY

Month	Import		Local	
	MT	Litres	MT	Litres
January	34,724.16	61,387,337	18,703.66	33,215,563
February	15,114.02	26,600,681	31,658.73	55,719,362
March	33,009.96	58,147,827	43,053.26	75,773,731
Total	82,848.14	146,135,845.00	93,415.65	164,708,656.00

Acknowledgements/Contacts

Acknowledgements

We acknowledge the contributions of our strategic partner The Petroleum Products and Pricing Regulatory Agency (PPPRA) and our technical partner, Proshare in the design, concept and production of this publication.





Contact Us

 @nigerianstat

 NBSNigeria

 www.nigerianstat.gov.ng

 **Head Office Address**
Plot 762, Independence Avenue, Central
Business District, FCT, Abuja Nigeria.

 +234 803 386 5388

 feedback@nigerianstat.gov.ng