



NATIONAL BUREAU OF STATISTICS

Premium Motor Spirit (Petrol) Price Watch

(APRIL 2019)

Report Date: May 2019

Data Source: National Bureau of Statistics (NBS)



Contents

Executive Summary	1
Average PMS Prices Across States	2
Average PMS Prices Across Zones	3
12 Months Average Prices	4
Appendix - Tables	5
Methodology	6
Acknowledgment and Contact	7

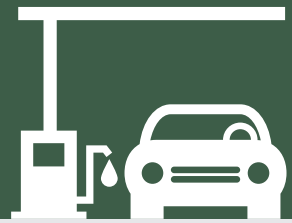
Executive Summary

Average price paid by consumers for premium motor spirit (petrol) decreased by -3.6% year-on-year and increased by 0.4% month-on-month to N145.9 in April 2019 from N145.3 in March 2019.

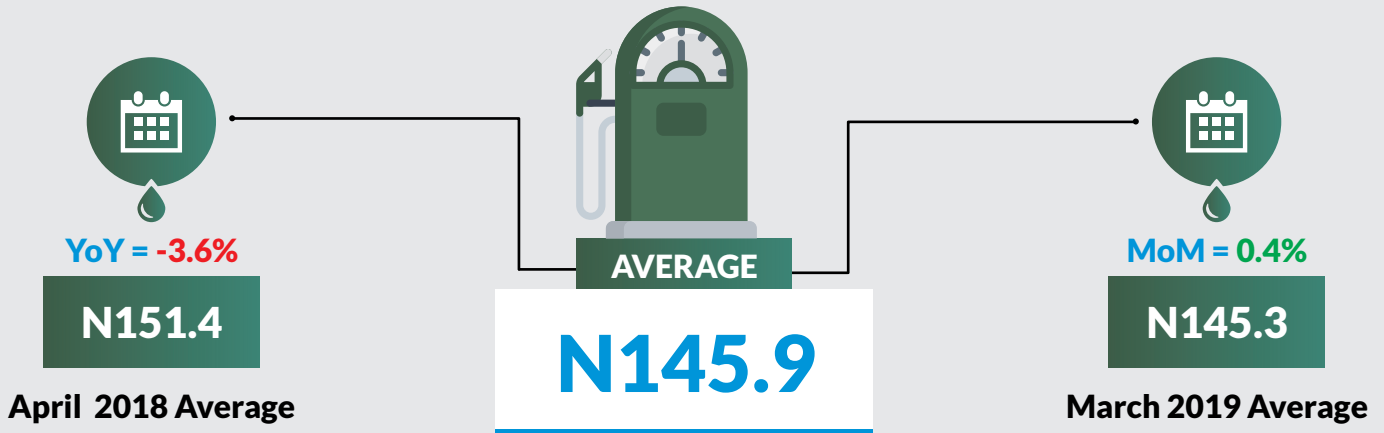
States with the highest average price of premium motor spirit (petrol) were Bayelsa (N148.64), Kogi (N147.88) and Yobe (N147.82).

States with the lowest average price of premium motor spirit (petrol) were Katsina (N143.50), Zamfara (N144.43) and Abuja (N144.67).

Premium Motor Spirit (Petrol) Price Watch - April 2019



Average PMS Prices Across States



STATES WITH THE HIGHEST AVERAGE PRICES IN APRIL 2019

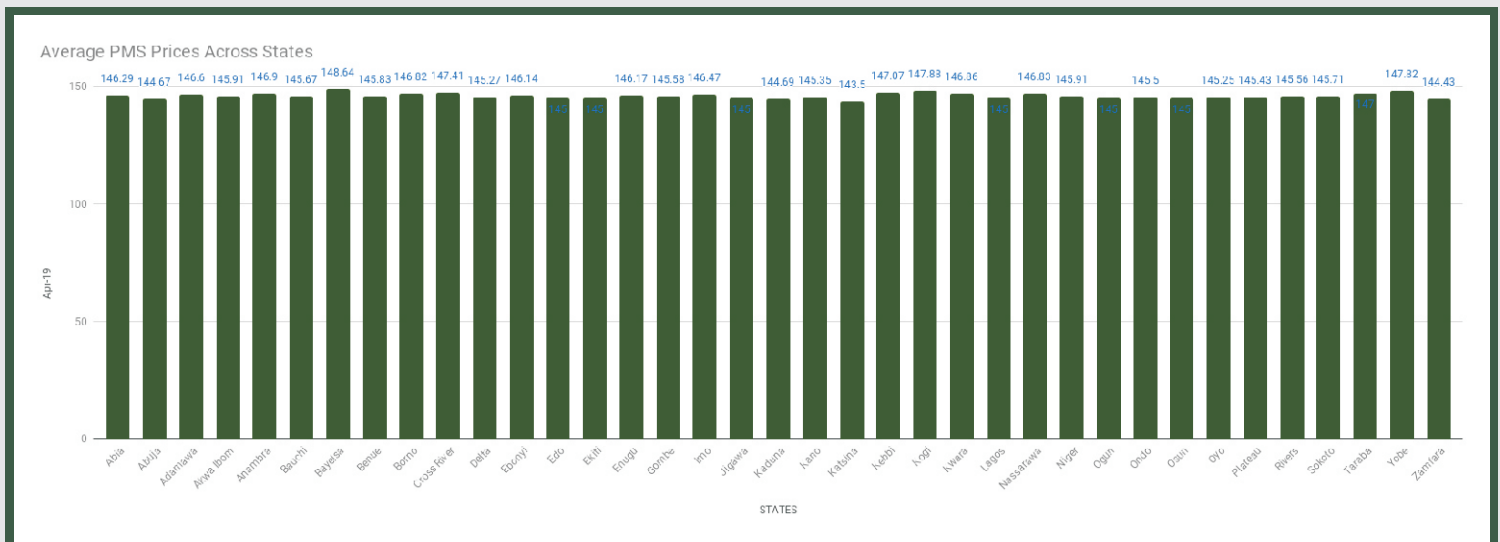


	Apr-19	YoY%	MoM%
BAYELSA	148.64	-5.93	2.33
KOGI	147.88	-8.03	1.22
YOBE	147.82	-4.12	0.18

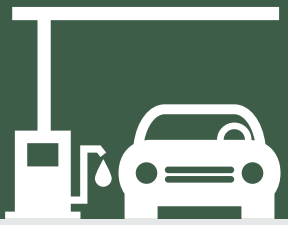
STATES WITH THE LOWEST AVERAGE PRICES IN APRIL 2019



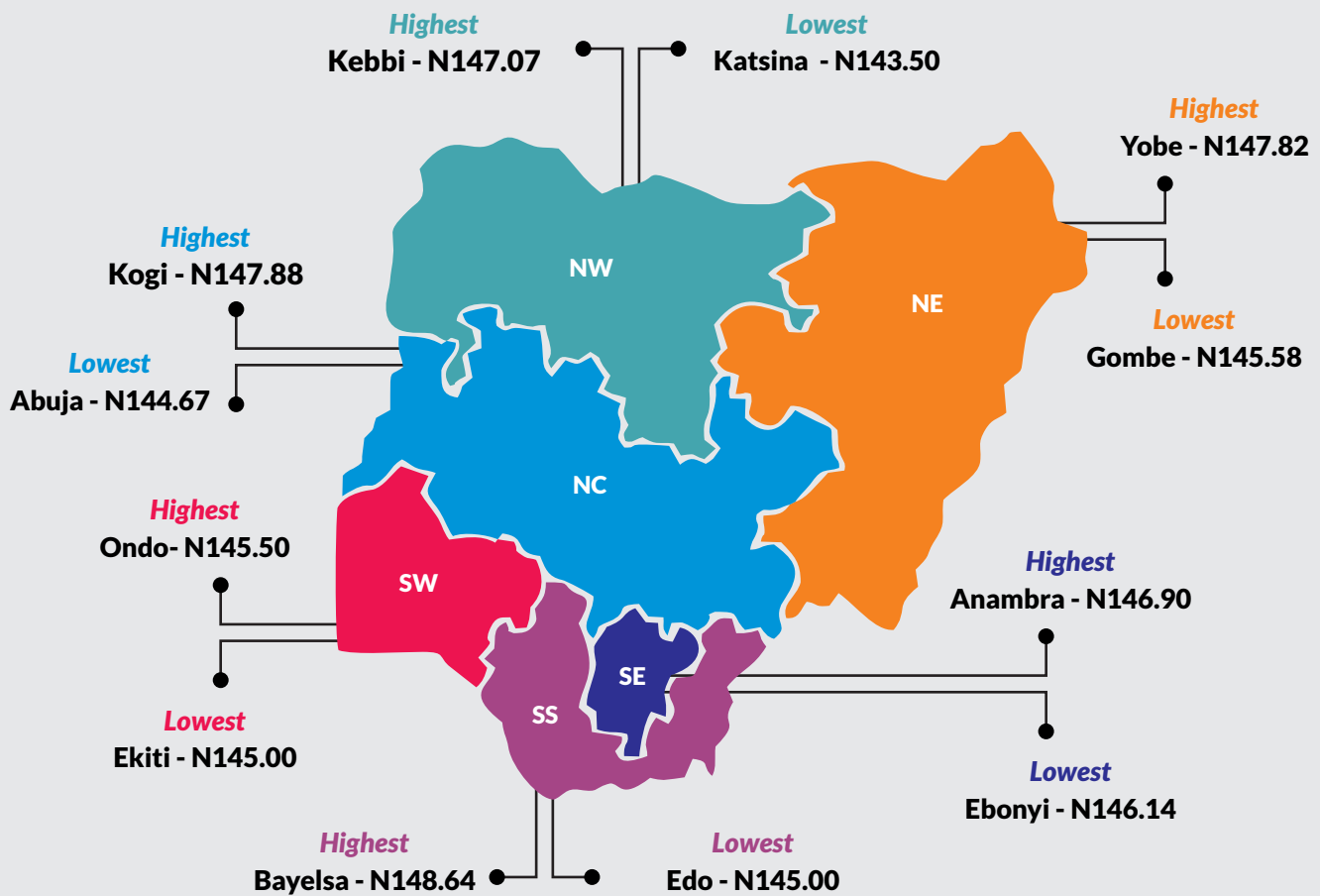

	Apr-19	YoY%	MoM%
KATSINA	143.50	-2.93	-1.19
ZAMFARA	144.43	-8.67	0.03
ABUJA	144.67	-0.20	0.46



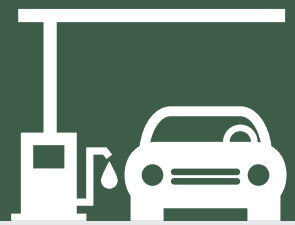
Premium Motor Spirit (Petrol) Price Watch - April 2019



Average PMS Prices Across Zones



Premium Motor Spirit (Petrol) Price Watch - April 2019



12 Months Average Prices

May 2018	
Average	150.2
YoY	-0.3
MoM	-0.8


June 2018	
Average	148.1
YoY	-1.5
MoM	-1.4

July 2018	
Average	146.8
YoY	-0.9
MoM	-0.9

August 2018	
Average	146.9
YoY	1.7
MoM	0.1

April 2018	
Average	151.4
YoY	1.0
MoM	-7.3

September 2018	
Average	147.3
YoY	1.9
MoM	0.3



March 2019	
Average	145.3
YoY	-11.1
MoM	0.0

April 2019	
Average	145.9
YoY	-3.6
MoM	0.4

October 2018	
Average	147.2
YoY	0.8
MoM	-0.1

February 2019	
Average	145.3
YoY	-15.8
MoM	-0.3

January 2019	
Average	145.7
YoY	-23.7
MoM	-0.1

December 2018	
Average	145.8
YoY	-15.1
MoM	-1.1

November 2018	
Average	147.5
YoY	1.3
MoM	0.2

AVERAGE PETROL/ PREMIUM MOTOR SPIRIT

State	Jan-16	Mar-17	Apr-17	May-17	Jun-17	Jul-17	Aug-17	Sep-17	Oct-17	Nov-17	Dec-17	Jan-18	Feb-18	Mar-18	Apr-18	May-18	Jun-18	Jul-18	Aug-18	Sep-18	Oct-18	Nov-18	Dec-18	Jan-19	Feb-19	Mar-19	Apr-19	Year on Year %	Month on Month %
																												(Apr 2018-Apr 2019)	Mar 2019-Apr 2019
Abia	129.3	150.4	148.5	151.9	149.7	147.0	144.7	144.5	147.86	147.50	220.40	227.50	191.13	164.50	147.55	145.45	146.33	146.50	147.00	146.30	147.67	150.67	144.72	144.65	145.93	146.12	146.29	-0.86	0.11
Abuja	99.6	145.0	145.0	145.0	145.0	145.0	143.5	142.0	144.00	144.00	146.53	160.00	145.00	145.00	144.95	144.96	144.50	145.00	144.60	144.00	144.56	144.40	144.95	144.20	144.50	144.00	144.67	-0.20	0.46
Adamawa	93.5	153.3	156.7	160.0	162.5	160.0	144.0	143.0	146.67	145.00	170.00	170.00	150.00	173.00	160.33	150.11	145.00	145.29	148.33	150.00	150.83	149.33	145.00	145.00	143.78	145.14	146.60	-8.56	1.00
Akwa Ibom	120	149.3	147.7	149.4	149.6	145.0	144.6	143.3	146.00	150.33	166.50	201.25	183.89	164.00	154.00	159.44	145.00	145.58	145.42	145.50	145.00	144.55	145.00	145.00	144.78	145.00	145.91	-5.25	0.63
Anambra	119.8	148.0	147.7	147.9	148.3	147.1	144.6	144.1	145.71	145.86	210.00	211.67	183.67	166.88	151.33	150.87	151.43	145.85	145.14	144.88	145.00	145.00	145.42	144.90	144.87	144.57	146.90	-2.92	1.61
Bauchi	117.3	147.8	150.5	147.5	152.5	145.4	145.0	144.6	147.38	144.90	159.75	186.88	151.00	145.57	144.17	144.93	147.90	145.40	143.89	144.00	144.57	144.46	144.20	145.25	144.50	143.89	145.67	1.04	1.24
Bayelsa	96.1	161.3	159.1	153.5	160.4	145.0	144.8	147.1	147.08	150.50	172.69	187.14	206.82	178.00	158.00	154.62	152.92	151.67	151.00	150.00	148.00	147.08	150.00	145.78	145.25	145.25	148.64	-5.93	2.33
Benue	121.7	152.5	155.0	158.2	151.3	159.1	143.5	143.6	150.83	145.50	172.67	223.33	155.00	153.53	156.25	160.31	146.43	146.30	145.50	150.40	153.33	150.43	146.60	150.09	146.09	144.75	145.83	-6.67	0.75
Borno	96.4	151.0	160.5	160.0	152.9	160.5	144.5	144.4	145.23	147.00	159.44	185.48	200.29	169.55	160.00	166.08	162.17	155.00	157.00	147.00	152.17	152.92	149.50	145.63	145.89	146.27	146.82	-8.24	0.37
Cross River	115.2	148.1	147.8	149.6	148.4	145.0	143.4	144.0	148.40	145.00	207.14	175.38	187.63	174.50	154.50	151.58	145.75	145.56	147.92	150.00	149.22	147.55	145.00	144.69	145.07	146.50	147.41	-4.59	0.62
Delta	98.5	145.0	145.9	145.0	145.8	145.0	144.7	144.6	145.00	145.86	175.00	202.65	170.71	171.50	146.67	147.69	145.00	145.00	145.00	150.92	150.67	144.82	145.00	144.85	145.38	145.00	145.27	-0.95	0.19
Ebonyi	132.1	152.1	157.5	152.5	156.4	147.9	144.3	145.5	148.57	148.57	162.50	220.65	178.13	160.83	147.86	146.14	146.14	145.88	146.14	145.86	146.57	145.18	145.14	145.31	145.59	145.14	146.14	-1.16	0.69
Edo	100.3	149.6	150.3	145.3	145.0	145.0	144.8	144.9	145.06	145.75	170.00	220.00	190.31	172.11	152.11	145.36	145.00	145.00	145.00	145.00	145.00	145.00	145.00	145.25	145.33	144.77	145.00	-4.67	0.16
Ekiti	106.1	145.0	145.0	145.0	145.0	145.0	144.7	143.1	143.73	146.17	146.00	160.24	181.18	173.89	145.00	147.71	145.32	145.00	144.23	145.94	144.65	145.47	145.29	144.00	143.47	145.00	145.00	0.00	0.00
Enugu	128.3	154.5	152.9	152.0	154.5	149.0	145.0	145.8	147.17	145.00	200.50	183.12	163.86	169.13	148.91	150.30	153.05	149.44	146.78	153.88	146.52	147.29	145.24	145.27	145.31	145.41	146.17	-1.84	0.52
Gombe	99.9	145.0	152.7	172.5	167.5	152.7	144.0	145.0	144.80	145.00	160.00	157.73	153.50	154.13	154.43	153.67	150.25	142.79	147.08	150.10	151.25	154.72	150.20	145.87	144.63	145.92	145.58	-5.73	-0.23
Imo	131	149.5	148.9	148.8	147.6	147.4	143.4	145.1	147.75	144.40	160.59	172.92	200.83	173.86	149.40	149.50	149.77	150.87	145.87	146.43	145.43	142.50	146.18	145.62	143.18	145.71	146.47	-1.96	0.52
Jigawa	104.7	148.3	145.6	147.3	145.8	145.7	143.9	145.2	143.80	145.50	165.00	200.26	150.14	180.93	160.46	154.00	146.29	146.29	145.25	150.00	144.29	144.29	144.21	145.69	145.29	144.94	145.00	-9.63	0.04
Kaduna	95.7	153.0	145.0	148.7	148.8	145.0	144.8	145.5	144.83	145.00	162.81	215.91	165.86	147.29	153.85	150.81	150.75	150.75	151.48	150.53	150.75	156.75	145.25	146.22	146.08	144.44	144.69	-5.96	0.17
Kano	99.1	145.0	147.9	145.4	145.3	145.0	144.2	144.6	144.27	144.93	165.00	182.14	155.00	147.19	145.16	144.87	145.79	144.78	144.89	144.87	145.79	147.79	144.87	145.00	145.00	145.21	145.35	0.13	0.10
Katsina	95.5	145.9	145.8	145.0	150.3	145.0	144.4	144.1	143.73	144.08	160.00	209.32	160.15	156.67	147.83	144.82	144.95	144.00	144.08	143.63	144.45	144.45	144.31	145.00	145.00	145.23	143.50	-2.93	-1.19
Kebbi	117.1	153.8	160.5	157.9	157.1	145.0	145.0	145.6	148.55	145.00	210.08	181.33	200.25	177.65	163.71	152.22	158.24	148.42	152.94	150.00	155.24	158.24	146.15	146.00	145.56	146.75	147.07	-10.16	0.22
Kogi	127.1	154.0	146.5	148.9	148.9	146.7	144.6	144.6	146.67	145.00	200.00	152.83	194.81	163.33	160.79	159.17	150.91	148.89	150.13	147.15	148.33	147.86	146.67	145.82	145.50	146.09	147.88	-8.03	1.22
Kwara	112.6	145.0	148.8	153.0	145.5	145.9	145.0	144.1	145.75	145.00	170.00	206.18	156.25	160.00	145.00	145.73	145.83	147.22	152.86	145.71	150.89	145.33	146.11	145.62	145.38	144.78	146.86	1.28	1.44
Lagos	91.1	147.5	147.9	145.0	145.7	145.3	143.2	143.2	144.33	144.33	149.87	161.43	145.00	155.25	148.10	145.81	144.91	145.81	145.00	147.38	145.00	145.05	145.00	144.87	144.88	145.00	145.00	-2.09	0.00
Nassarawa	120.5	145.9	149.7	148.1	146.1	149.4	143.0	145.0	145.67	144.00	180.00	168.13	150.17	165.53	145.92	145.25	145.14	145.71	146.23	147.14	145.79	147.87	145.36	145.00	145.26	146.33	146.83	0.63	0.34
Niger	112.3	149.4	147.0	145.6	148.7	148.4	144.3	144.3	145.00	145.50	170.00	176.11	155.00	165.38	145.56	145.88	147.27	147.27	146.00	145.73	145.50	146.80	147.27	145.38	145.43	144.92	145.91	0.24	0.68
Ogun	92.5	144.9	145.0	145.0	145.0	145.0	143.5	142.9	144.56	144.73	168.00	203.25	147.06	169.41	145.31	146.94	147.19	147.19	146.13	148.05	144.87	145.07	145.00	144.44	143.06	145.00	145.00	-0.21	0.00
Ondo	120.1	146.3	145.2	145.3	145.3	145.0	143.3	142.9	145.59	144.90	160.00	219.38	187.05	162.38	145.95	145.33	145.55	146.76	145.78	145.73	145.32	145.15	145.88	144.00	145.63	145.18	145.50	-0.31	0.22
Osun	100.5	145.0	145.0	145.0	145.0	145.0	142.8	144.47	144.33	168.00	228.89	154.33	145.44	145.86	145.00	145.85	144.80	144.67	147.43	145.00	145.23	145.00	145.88	148.83	145.89	145.00	145.00	-0.59	0.00
Oyo	91.5	145.7	145.3	145.3	145.5	146.1	143.2	143.3	144.31	145.13	167.50	199.17	165.00	149.12	145.11	145.00	144.30	144.72	144.28	145.79	144.50	144.89	145.56	150.50	146.50	145.00	145.25	0.10	0.17
Plateau	147.5	149.6	146.5	145.6	148.5	145.8	146.4	145.3	145.11	143.60	170.00	214.23	174.56	157.86	145.00	145.75	146.67	145.00	145.00	145.66	145.00	146.67	145.00	146.42	146.55	144.43	145.43	0.30	0.69
Rivers	102.5	151.3	149.6	157.4	145.6	146.0	145.8	145.6	145.35	147.00	160.00	197.50	194.75	165.94	155.94	150.91	148.58	145.26	145.00	145.00	145.00	145.00	145.00	145.35	144.71	145.38	145.56	-6.66	0.12
Sokoto	110.5	152.9	150.0	157.9	150.7	145.0	145.3	143.6	146.00	145.88	168.00	205.83	180.33	162.86	158.33	158.57	154.20	145.00	145.00	144.20	144.20	144.43	145.14	145.43	145.83	145.71	147.97	-7.97	-0.08
Taraba	120.7	148.0	158.6	162.0	156.3	157.7	145.0	146.1	145.00	146.66	166.11	164.44	201.29	184.38	156.00	153.89	150.88	151.82	150.29	152.86	153.00	155.46	150.27	150.00	150.55	147.00	147.00	-5.77	0.00
Yobe	96.8	161.7	158.3	156.4	168.0	170.0	145.3	149.7	152.50	145.75	166.00	171.00	196.11	166.67	154.17	153.33	146.25	148.75	146.25	146.25	146.25	150.77	143.33	145.73	145.08	147.55	147.82	-4.12	0.18
Zamfara	91.6	147.0	145.3	146.8	146.3	145.9	145.4	144.2	144.94	144.70	170.00	159.12	155.00	152.35	158.14	154.12	147.72	147.72	148.14	147.10	147.72	147.72	146.63	144.56	145.50	144.39	144.43	-8.67	0.03
AVERAGE	109.6	149.4	149.9	150.7	150.3 </																								

Methodology

Field work is done solely by over 700 NBS Staff in all States of the federation supported by supervisors who are monitored by internal and external observers.

Fuel Prices are collected across all the 774 local governments across all States and the FCT from over 10,000 respondents and locations and reflect actual prices households state they actually bought those fuels together with the prices reportedly sold by the fuel suppliers.

The average of all these prices is then reported for each state and the average for the country is the average for the state.

NBS audit team subsequently conducts randomly selected verification of prices recorded.

Acknowledgements/Contacts

Acknowledgements

We acknowledge our technical partners, Proshare in the design, concept and production of this publication.




Contact Us

 @nigerianstat

 NBSNigeria

 www.nigerianstat.gov.ng

 **Head Office Address**
Plot 762, Independence Avenue, Central
Business District, FCT, Abuja Nigeria.

 +234 803 386 5388

 feedback@nigerianstat.gov.ng