



NATIONAL BUREAU OF STATISTICS

National Household Kerosene Price Watch

(APRIL 2019)

Report Date: May 2019

Data Source: National Bureau of Statistics (NBS)

Contents

Executive Summary	1
Average Kerosene Prices per litre Across States	2
Average Kerosene Prices per litre Across Zones	3
12 Months Average Prices per litre	4
Average Kerosene Prices per gallon Across States	5
Average Kerosene Prices per gallon Across Zones	6
12 Months Average Prices per gallon	7
Appendix - Tables	8
Methodology	10
Acknowledgment and Contact	11

Executive Summary

Average price per litre paid by consumers for National Household Kerosene increased by 4.06% month-on-month and 13.57% year-on-year to N316.26 in April 2019 from N303.94 in March 2019.

States with the highest average price per litre of kerosene were Pleateau (N361.90) , Anambra (N353.47), and Enugu (N353.33).

States with the lowest average price per litre of kerosene were Gombe (N269.04), Lagos (N272.02) and Nassarawa (N287.45).

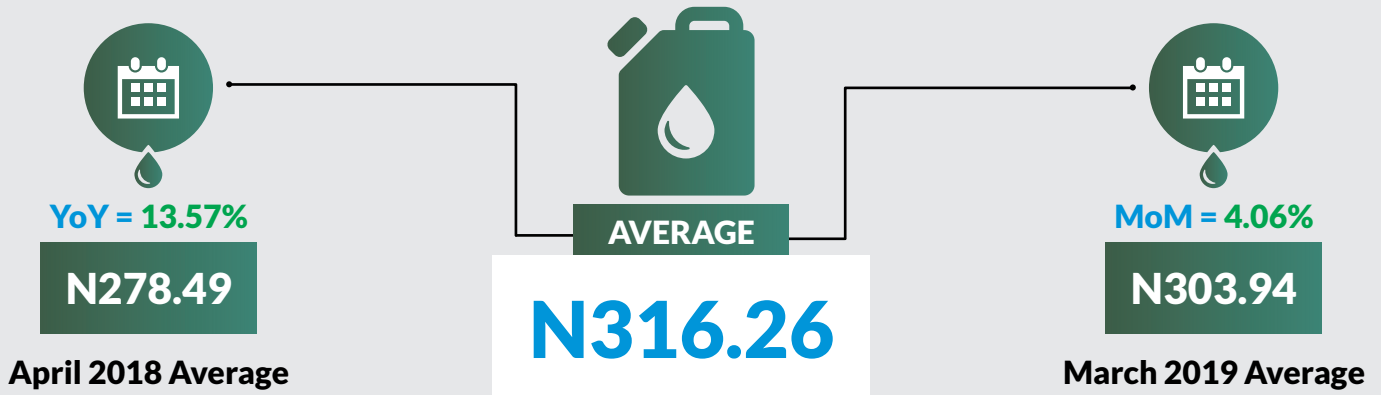
Similarly, average price per gallon paid by consumers for National Household Kerosene increased by 1.77% month-on-month and 24.20% year-on-year to N1,211.99 in April 2019 from N1,190.89 in March 2019.

States with the highest average price per gallon of kerosene were Gombe (N1,361.54), Enugu (N1,322.73) & Jigawa (N1,321.43).

States with the lowest average price per gallon of kerosene were Bayelsa (N1,031.67) Akwa Ibom (N1,071.36) and Delta (N1,071.36).



Average Kerosene Prices per litre Across States



STATES WITH THE HIGHEST AVERAGE PRICES IN APRIL 2019



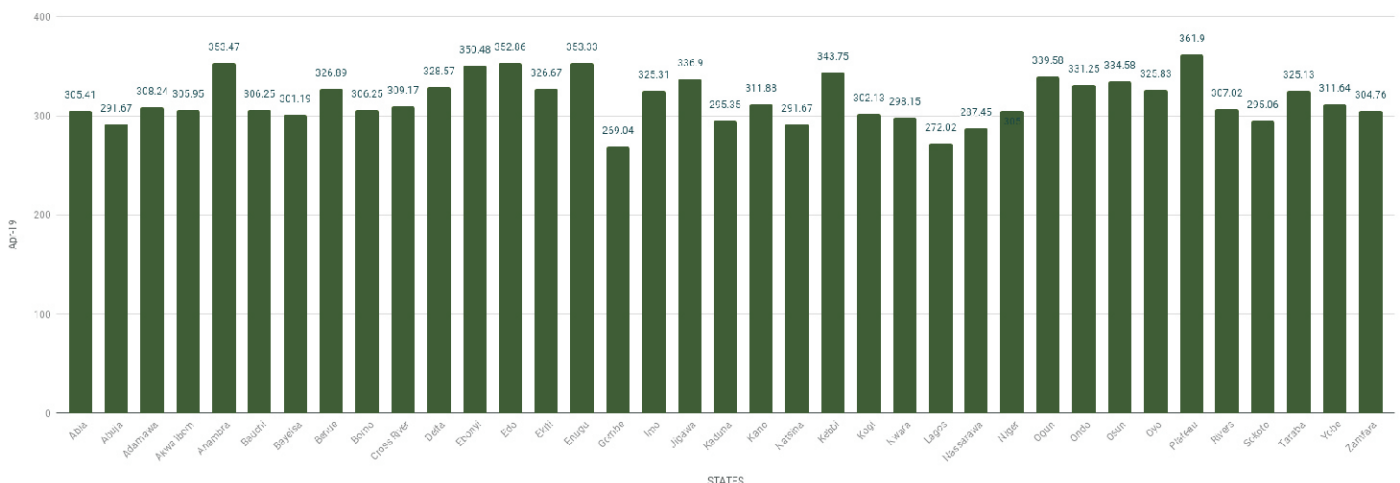
	Apr-19	YoY %	MoM %
PLATEAU	361.90	22.68	11.17
ANAMBRA	353.47	24.19	7.41
ENUGU	353.33	21.43	11.51

STATES WITH THE LOWEST AVERAGE PRICES IN APRIL 2019



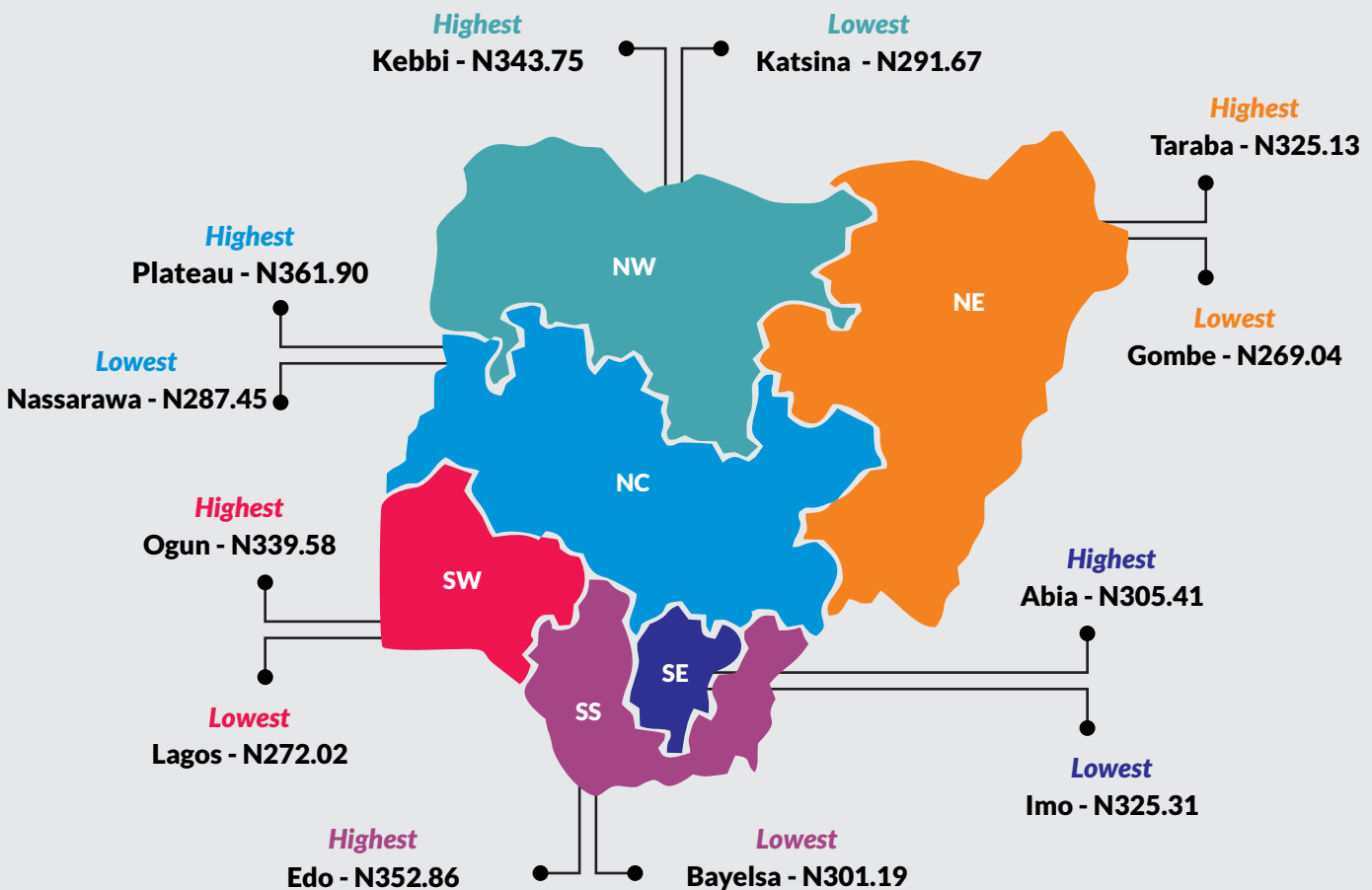

	Apr-19	YoY %	MoM %
GOMBE	269.04	3.77	5.35
LAGOS	272.02	-0.91	-3.17
NASSARAWA	287.45	-7.13	1.45

Average Kerosene Prices Per Litre Across States





Average Kerosene Prices per litre Across Zones





12 Months Average Prices per Litre

May 2018	
Average	280.29
YoY	-7.58
MoM	0.65

June 2018	
Average	279.67
YoY	-2.64
MoM	-0.22

July 2018	
Average	276.87
YoY	-1.29
MoM	-1.00

August 2018	
Average	288.75
YoY	28.04
MoM	4.29

April 2018	
Average	278.49
YoY	-0.82
MoM	3.53

September 2018	
Average	297.28
YoY	12.40
MoM	2.95



AVERAGE

March 2019	
Average	303.94
YoY	12.99
MoM	-0.49

April 2019	
Average	316.26
YoY	13.57
MoM	4.06

October 2018	
Average	315.56
YoY	15.40
MoM	6.15

February 2019	
Average	305.44
YoY	5.85
MoM	-0.27

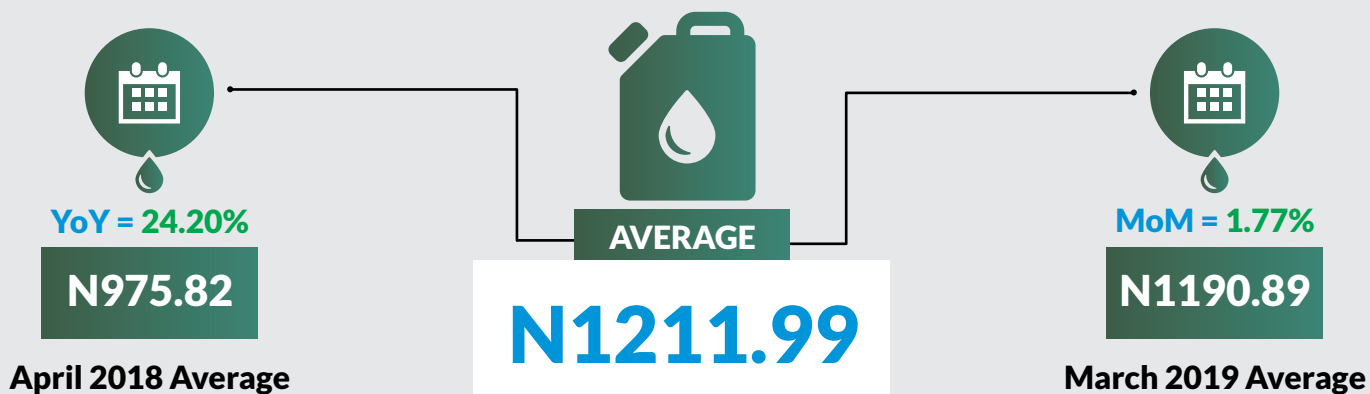
January 2019	
Average	306.28
YoY	6.03
MoM	5.35

December 2018	
Average	290.74
YoY	0.04
MoM	-2.54

November 2018	
Average	298.32
YoY	11.68
MoM	-5.46



Average Kerosene Prices per gallon Across States



STATES WITH THE HIGHEST AVERAGE PRICES IN APRIL 2019



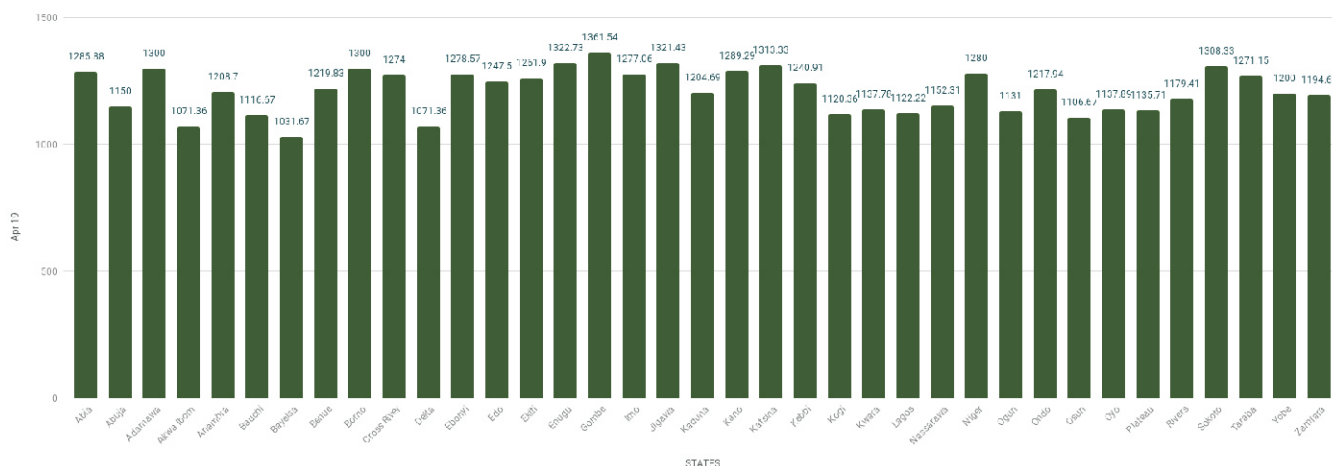
	Apr-19	YoY %	MoM %
GOMBE	1361.54	42.05	11.80
ENUGU	1322.73	43.07	6.26
JIGAWA	1321.43	15.91	2.97

STATES WITH THE LOWEST AVERAGE PRICES IN APRIL 2019



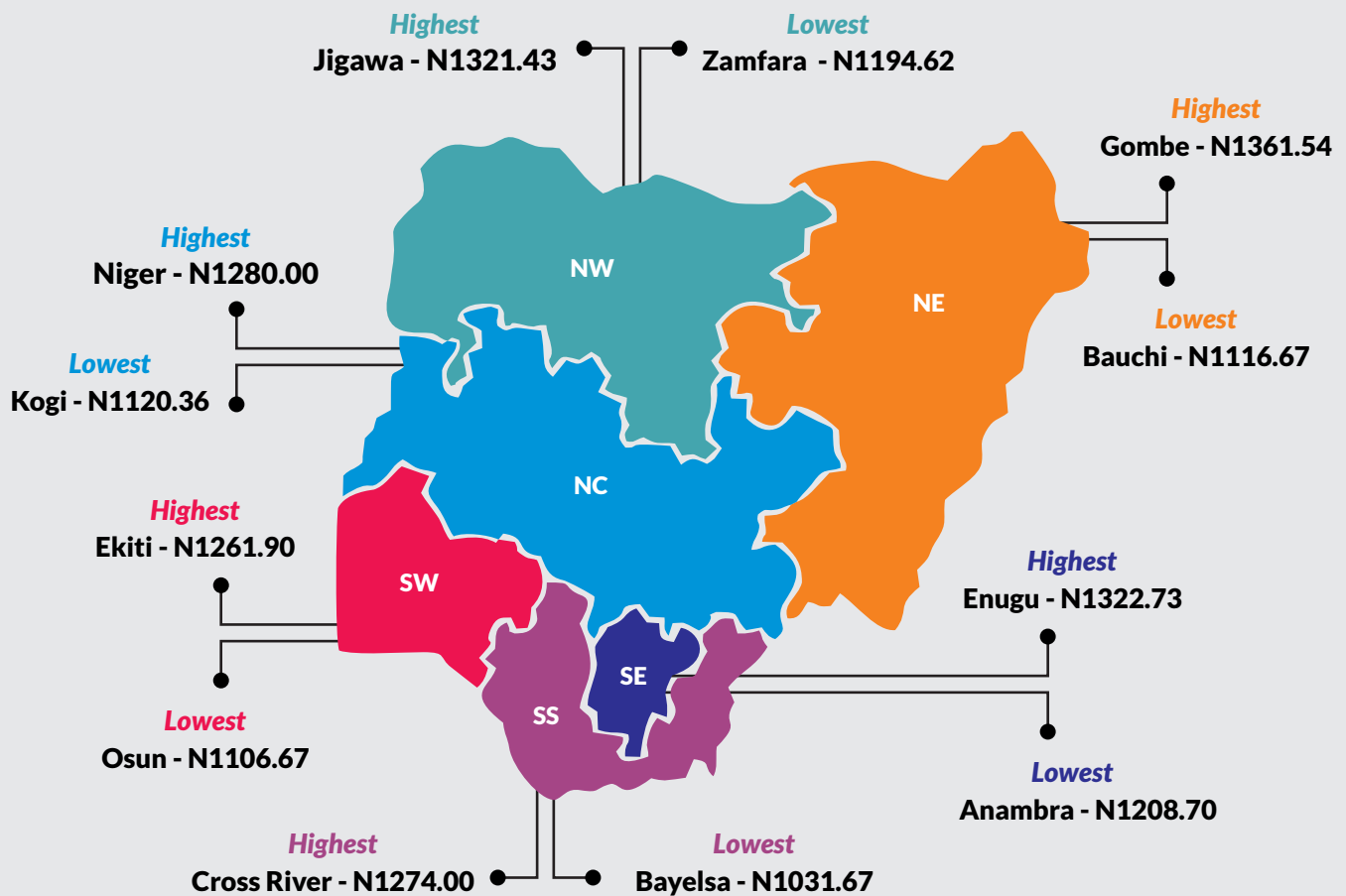

	Apr-19	YoY %	MoM %
BAYELSA	1031.67	4.47	0.91
AKWA IBOM	1071.36	17.96	-10.80
DELTA	1071.36	22.44	-4.73

Average Kerosene Prices Per Gallon Across States





Average Kerosene Prices per gallon Across Zones



National Household Kerosene Price Watch - April 2019



12 Months Average Prices per gallon

May 2018	
Average	983.67
YoY	-5.12
MoM	0.80

June 2018	
Average	1004.29
YoY	0.93
MoM	2.10

July 2018	
Average	1000.19
YoY	1.76
MoM	-0.41

August 2018	
Average	1084.24
YoY	10.85
MoM	8.40

April 2018	
Average	975.82
YoY	-15.38
MoM	3.45

September 2018	
Average	1127.05
YoY	15.75
MoM	3.95



AVERAGE

March 2019	
Average	1190.89
YoY	26.25
MoM	-1.56

April 2019	
Average	1211.99
YoY	24.20
MoM	1.77

October 2018	
Average	1172.84
YoY	13.30
MoM	4.06

February 2019	
Average	1209.73
YoY	17.41
MoM	1.85

January 2019	
Average	1187.75
YoY	15.90
MoM	2.71

December 2018	
Average	1156.41
YoY	8.72
MoM	0.98

November 2018	
Average	1145.21
YoY	7.17
MoM	-2.36

HOUSEHOLD KEROSENE (KEROSENE) PRICE WATCH PER GALLON

STATE/LABEL	ITEM/LABELS	Unit of Measure	Jul-15	Aug-15	Sep-15	Oct-15	Nov-15	Dec-15	Jan-16	Feb-16	Mar-16	Apr-16	May-16	Jun-16	Jul-16	Aug-16	Sep-16	Oct-16	Nov-16	Dec-16	Jan-17	Feb-17	Mar-17	Apr-17	May-17	Jun-17	Jul-17	Aug-17	Sep-17	Oct-17	Nov-17	Dec-17	Jan-18	Feb-18	Mar-18	Apr-18	May-18	Jun-18	Jul-18	Aug-18	Sep-18	Oct-18	Nov-18	Dec-18	Jan-19	Feb-19	Mar-19	Apr-19	Year on Year % (Apr 2018-Apr 2019)	Month on Month % (Mar 2019-Apr 2019)	
Abia	Kerosene	One gallon (4.5litres)	512.06	558.94	484.62	610.00	595.57	777.69	611.29	716.25	647.33	517.94	529.44	777.69	1038.18	957.06	1227.14	835.86	872.20	1012.50	1033.82	1147.65	1028.57	1000.00	902.00	877.50	870.00	836.25	846.00	1125.00	1000.00	952.50	875.30	1015.00	1005.00	980.00	926.00	924.38	931.11	1156.25	1190.00	1223.00	1250.00	1271.50	1267.86	1165.50	1285.88	42.88	11.28		
Abuja	Kerosene	One gallon (4.5litres)	457.50	715.11	645.00	705.00	700.00	796.88	712.50	754.00	642.00	640.00	419.00	457.50	946.00	916.00	1178.57	980.00	814.29	1043.75	1156.00	1300.00	1257.00	1000.00	902.00	877.50	870.00	836.25	846.00	1125.00	1000.00	952.50	875.30	1015.00	1005.00	980.00	926.00	924.38	931.11	1156.25	1190.00	1223.00	1250.00	1271.50	1267.86	1165.50	1285.88	42.88	11.28		
Adamawa	Kerosene	One gallon (4.5litres)	821.43	875.00	921.43	1065.63	947.50	916.25	766.67	905.00	912.59	800.00	916.67	821.43	986.36	1103.13	1181.82	1155.56	873.18	989.29	1250.00	1425.00	1283.33	1124.36	1212.50	1128.57	1066.67	1011.25	1200.00	1185.83	1108.92	1196.00	1015.45	1160.00	907.78	1041.18	1088.89	1175.00	1011.11	1155.56	1158.89	1170.00	1112.50	1177.78	1212.50	1240.00	1211.11	1300.00	1266.67	1565.50	7.34
Akwai Ibom	Kerosene	One gallon (4.5litres)	498.33	547.50	602.92	612.00	597.08	661.43	600.42	627.08	571.00	539.69	605.42	661.43	888.50	978.75	1254.17	882.50	1010.42	1014.33	1681.36	1068.18	1000.91	1166.64	915.77	945.63	889.33	861.67	854.17	928.75	1088.88	968.33	882.46	890.00	886.15	908.25	916.25	1049.58	1006.67	1088.75	986.01	1066.36	1022.08	1126.25	1226.67	1233.89	1201.11	1071.36	17.96	-10.80	
Anambra	Kerosene	One gallon (4.5litres)	602.67	576.07	994.29	569.64	634.13	747.67	624.29	761.70	643.83	583.33	634.13	747.67	954.33	933.33	1282.14	857.71	868.95	1014.33	1681.36	1068.18	1000.91	1166.64	915.77	945.63	889.33	861.67	854.17	928.75	1088.88	968.33	882.46	890.00	886.15	908.25	916.25	1049.58	1006.67	1088.75	986.01	1066.36	1022.08	1126.25	1226.67	1233.89	1201.11	1071.36	17.96	-10.80	
Bauchi	Kerosene	One gallon (4.5litres)	625.00	624.29	742.86	725.00	752.49	900.00	705.00	687.50	735.00	725.00	560.00	900.00	825.00	1005.83	1150.00	895.00	778.57	1028.75	1278.88	1283.33	1170.00	1213.85	1010.00	971.85	975.00	975.00	975.00	1047.60	978.57	1000.00	1030.00	913.33	957.14	958.57	968.13	1070.00	1100.00	1115.56	1100.00	1166.67	1030.00	1100.00	1281.82	1233.75	1166.67	16.67	-9.49		
Bayelsa	Kerosene	One gallon (4.5litres)	748.57	1133.33	954.55	893.75	900.00	888.89	1030.00	1140.00	887.50	1000.00	862.50	940.00	1000.00	1062.50	1150.00	981.11	766.67	1028.75	1333.33	1550.00	1112.50	1133.00	1137.69	1024.62	927.08	1003.85	975.00	990.00	1119.96	1017.73	922.27	892.78	987.50	996.15	1036.36	1004.55	1012.31	994.90	1099.17	1000.00	991.67	1004.55	1105.00	1022.37	1131.67	4.47	0.91		
Benue	Kerosene	One gallon (4.5litres)	617.50	583.33	657.14	702.86	679.44	685.00	652.50	804.00	652.86	711.67	798.33	617.50	986.25	1000.00	1175.00	869.00	752.78	990.00	1294.44	1309.38	1250.00	1229.17	1156.67	980.00	756.67	782.00	920.00	1175.00	1122.40	1101.82	855.00	1117.50	1096.67	1062.50	980.00	1071.43	921.43	1028.57	1016.64	1211.11	1209.09	1139.29	1204.50	1280.00	1217.00	1219.83	14.81	0.23	
Borno	Kerosene	One gallon (4.5litres)	788.89	750.00	932.90	888.89	1018.75	993.75	841.67	750.00	2450.00	840.00	1505.56	1505.56	1346.00	1072.22	1165.00	1085.71	705.56	981.82	1515.33	1395.00	1338.89	1225.00	1208.33	1165.00	1112.50	1064.29	1041.67	1011.11	1084.84	1222.73	1188.46	1187.50	988.08	905.00	950.00	958.18	1130.00	1145.45	1119.00	1188.46	1267.25	1315.00	1325.00	1357.14	1300.00	43.65	-4.21		
Cross River	Kerosene	One gallon (4.5litres)	615.00	640.00	653.68	635.00	680.77	701.92	583.85	627.86	650.00	555.42	597.92	701.92	1184.50	1040.83	1169.23	918.18	750.31	1017.93	1302.00	1570.08	1190.00	1157.24	943.85	940.00	1010.69	1078.42	927.13	1032.06	1011.08	990.67	1029.00	1127.81	993.81	1061.25	1016.76	1004.47	1033.57	1124.50	1135.45	1148.25	1142.81	1262.95	1252.75	1302.25	1275.50	1274.00	20.05	-0.12	
Delta	Kerosene	One gallon (4.5litres)	555.54	641.11	497.05	597.73	658.18	720.00	601.82	693.50	617.33	623.85	658.18	720.00	938.21	970.63	1134.62	880.27	761.25	1002.31	1432.49	1588.75	1110.45	1123.75	962.50	892.69	895.00	929.29	854.00	1055.00	1137.48	995.42	875.00	958.33	821.54	875.00	884.62	891.92	900.73	1036.43	1092.94	1035.15	1025.77	1085.42	1189.33	1178.21	1124.55	1071.36	22.45	-4.73	
Ebonyi	Kerosene	One gallon (4.5litres)	561.67	570.83	984.72	466.67	597.50	708.33	446.74	584.75	626.43	600.00	566.67	708.33	964.17	999.40	1191.67	858.00	880.00	938.33	1468.67	1080.00	967.86	1185.00	948.33	904.71	889.29	870.00	878.33	1021.36	1142.84	1048.75	947.83	893.96	828.57	950.00	955.71	1008.57	1001.43	1117.27	1260.00	1279.38	1190.86	1223.57	1178.57	1122.50	1093.21	1278.57	34.59	16.96	
Edo	Kerosene	One gallon (4.5litres)	583.64	633.33	611.00	632.22	600.00	802.86	608.33	706.67	699.67	577.27	570.56	569.00	954.09	1071.36	1180.77	1015.36	802.92	1000.91	1471.05	1538.24	1228.75	1154.46	1035.71	903.33	1012.33	917.00	889.33	952.83	1203.52	1043.13	1013.13	1068.75	984.29	1034.06	1076.67	1033.75	1069.64	1127.00	1050.91	1190.00	1134.55	1290.71	1287.69	1251.15	1237.27	1247.50	20.64	0.83	
Ekiti	Kerosene	One gallon (4.5litres)	589.67	634.48	755.66	674.50	696.00	966.67	718.50	861.11	723.64	674.50	688.75	966.67	1144.00	1165.00	1084.21	1120.00	900.00	1141.67	1375.00	1500.00	1143.33	1157.29	1153.13	1113.16	1136.84	1059.38	1103.13	1085.71	1114.28	1165.38	1180.00	1115.79	993.00	957.73	960.78	1058.33	1047.22	1138.26	1253.33	1377.78	1326.67	1377.37	1200.00	1205.26	1251.37	1261.90	31.76	0.84	
Enugu	Kerosene	One gallon (4.5litres)	551.15	544.39	933.89	604.21	648.88	792.38	657.95	711.40	647.10	593.80	571.20	792.38	966.79	990.95	1192.83	952.75	869.25	1022.27	1327.69	1120.59	1042.38	1142.13	964.57	938.89	875.77	875.22	901.19	1046.43	1200.00	1065.00	952.86	924.52	917.25	924.52	950.00	1046.04	1068.16	1125.25	1160.50	1150.32	1135.29	1277.17	1325.95	1273.57	1244.82	1322.73	43.07	6.26	
Gombe	Kerosene	One gallon (4.5litres)	800.00	800.00	831.86	829.17	794.44	923.08	787.50	856.25	763.64	790.00	794.58	794.58	1000.00	1000.00	1000.00	890.00	1116.67	1535.71	1400.00	1135.71	1177.64	1080.00	1093.33	1120.83	1184.62	1145.45	1100.00	1175.72	1157.14	1111.11	1108.33	972.73	958.50	960.22	971.23	993.75	1026.67	1154.29	1211.11	1204.62	1178.57	1221.43	1214.29	1217.86	1361.54	42.05	11.80		
Imo	Kerosene	One gallon (4.5litres)	587.16	605.20	1040.48	686.84	631.58	795.15	644.76	702.60	674.05	581.50	589.72	590.00	940.25	1073.72	1208.57	926.90	876.82	1011.67	1454.17	1145.88	1074.72	1121.28	989.69	958.30	877.27	877.67	937.96	1050.00	1094.64	1033.26	960.22	911.84	887.61	944.89	962.61	960.58	1003.10	1071.83	1170.00	1134.09	1090.00	1188.53	1122.31	1186.25	1215.22	1277.06	35.15	5.99	
Jigawa	Kerosene	One gallon (4.5litres)	495.00	725.33	772.22	763.33	746.43	790.00	790.00	731.11	711.54	698.13	693.33	698.00	986.15	1089.33	1125.00	1000.00	783.33	1073.33	1438.89	1359.09	1240.71	1147.22	1060.71	1050.00	1085.71	1086.67	1029.41	1114.29	1192.56	1100.00	1082.35	1173.33	1061.90	1140.00	1140.00	1115.38	1135.45	1258.33	1362.50	1352.94	1342.86	1367.14	1381.25	1383.33	1321.43	15.91	2.97		
Kaduna	Kerosene	One gallon (4.5litres)	626.00	671.33	722.14	680.71	694.71	817.65	703.33	753.33	698.82	643.75	923.33	680.71	993.75	1103.57	1170.83	985.88	805.26	1015.71	1352.27	1158.42	1144.00	1163.54	930.00	967.65	996.88	928.57	970.59	948.08	920.84	1050.0																			

Methodology

Field work is done solely by over 700 NBS Staff in all States of the federation supported by supervisors who are monitored by internal and external observers.

Fuel Prices are collected across all the 774 local governments across all States and the FCT from over 10,000 respondents and locations and reflect actual prices households state they actually bought those fuels together with the prices reportedly sold by the fuel suppliers.

The average of all these prices is then reported for each state and the average for the country is the average for the state.

NBS audit team subsequently conducts randomly selected verification of prices recorded.

Acknowledgements/Contacts

Acknowledgements

We acknowledge our technical partners, Proshare in the design, concept and production of this publication.





Contact Us

 @nigerianstat

 NBSNigeria

 www.nigerianstat.gov.ng

 **Head Office Address**
Plot 762, Independence Avenue, Central
Business District, FCT, Abuja Nigeria.

 +234 803 386 5388

 feedback@nigerianstat.gov.ng