



NATIONAL BUREAU OF STATISTICS

Premium Motor Spirit (Petrol) Price Watch

(MARCH 2019)

Report Date: April 2019

Data Source: National Bureau of Statistics (NBS)



Contents

Executive Summary	1
Average PMS Prices Across States	2
Average PMS Prices Across Zones	3
12 Months Average Prices	4
Appendix - Tables	5
Methodology	6
Acknowledgment and Contact	7

Executive Summary

Average price paid by consumers for premium motor spirit (petrol) decreased by -11.1% year-on-year and -0.00% month-on-month to N145.30 in March 2019 from N145.30 in February 2019


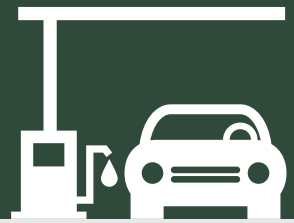
States with the highest average price of premium motor spirit (petrol) were Oyo (N146.50), Plateau (N146.55) & Taraba (N150.55).

States with the lowest average price of premium motor spirit (petrol) were Ogun (N143.06), Imo (N143.18) & Ekiti (N143.47)

Premium Motor Spirit (Petrol) Price Watch

- March 2019

Average PMS Prices Across States

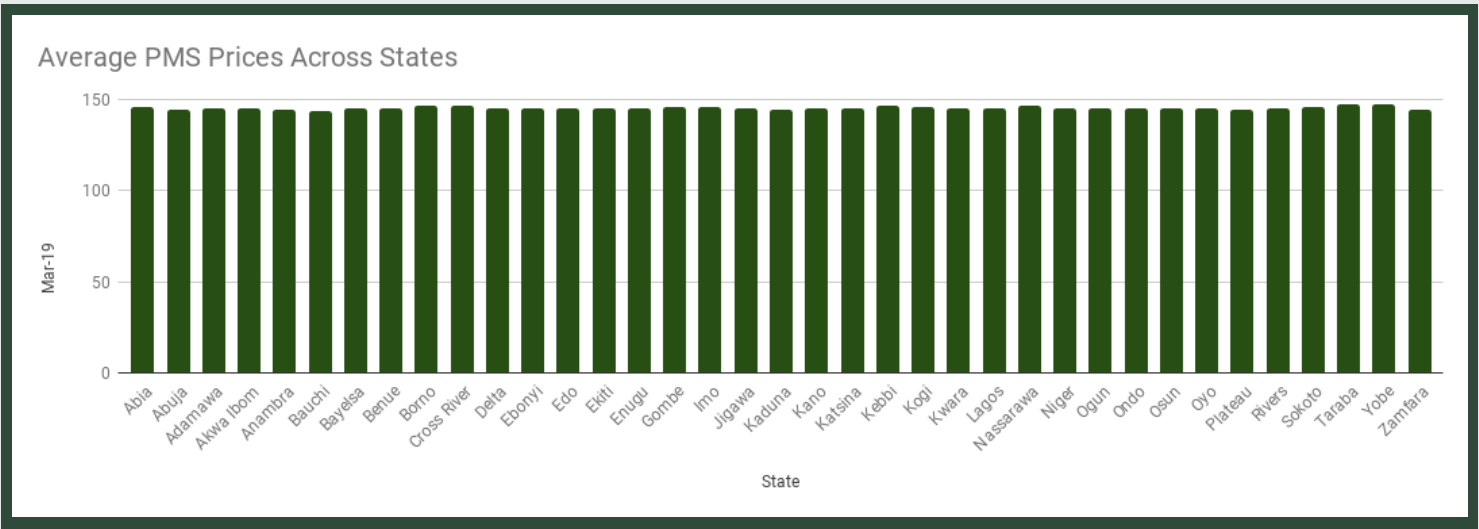


STATES WITH THE HIGHEST AVERAGE PRICES IN MARCH 2019

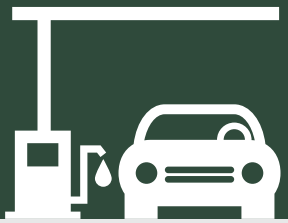
	Mar-19	YoY%	MoM%
YOBE	147.55	-11.47	1.70
TARABA	147.00	-20.27	-2.36
KEBBI	146.75	-17.39	0.82

STATES WITH THE LOWEST AVERAGE PRICES IN MARCH 2019

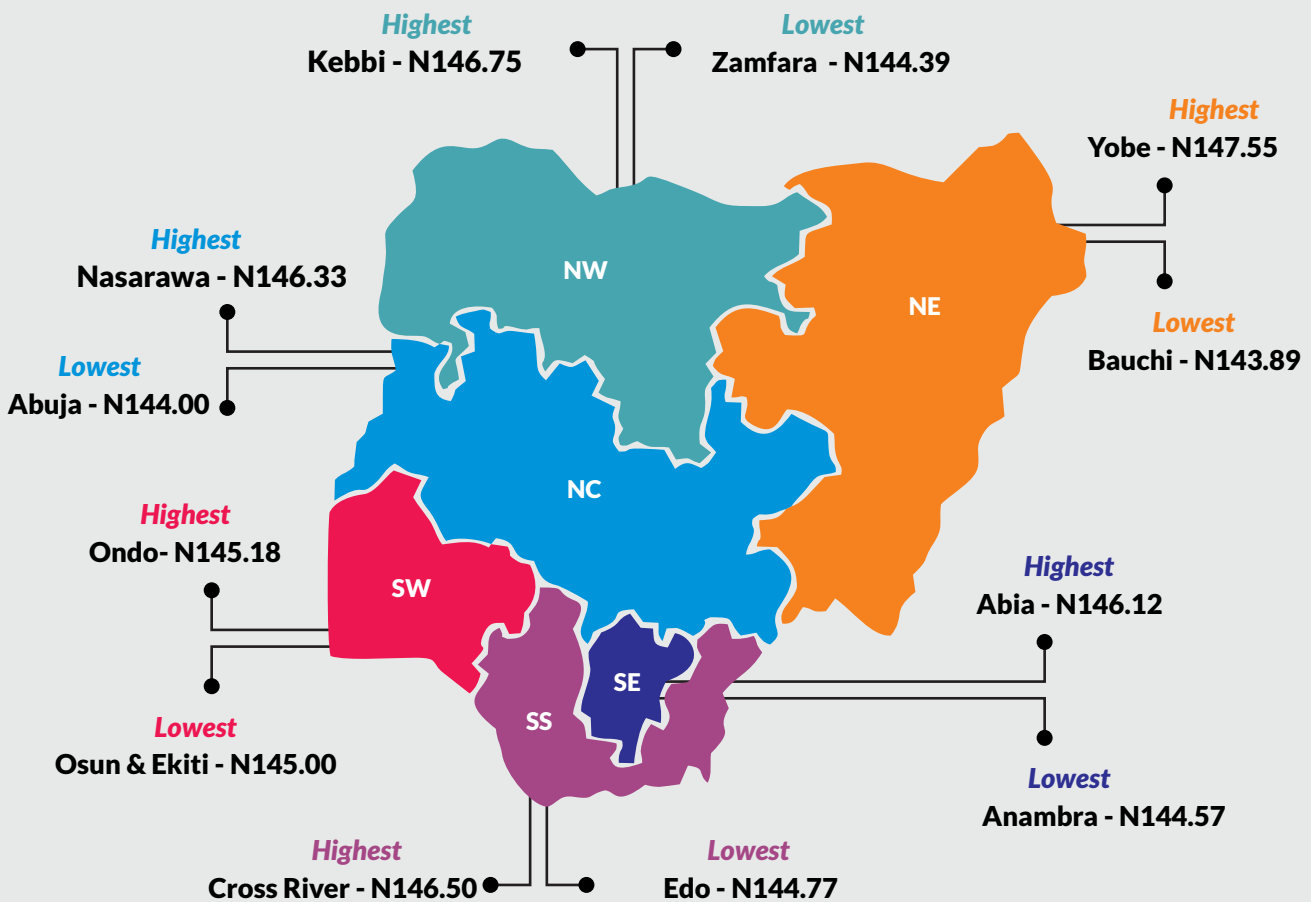

	Mar-19	YoY%	MoM%
ZAMFARA	144.39	-5.22	-0.76
ABUJA	144.00	-0.69	-0.35
BAUCHI	143.89	-1.15	-0.42



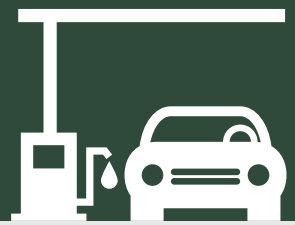
Premium Motor Spirit (Petrol) Price Watch - March 2019



Average PMS Prices Across Zones



Premium Motor Spirit (Petrol) Price Watch - March 2019



12 Months Average Prices

April 2018	
Average	151.4
YoY	1.0
MoM	-7.3

May 2018	
Average	150.2
YoY	-0.3
MoM	-0.8

June 2018	
Average	148.1
YoY	-1.5
MoM	-1.4

July 2018	
Average	146.8
YoY	-0.9
MoM	-0.9

March 2018	
Average	163.4
YoY	9.4
MoM	-5.3

August 2018	
Average	146.9
YoY	1.7
MoM	0.1



February 2018	
Average	145.3
YoY	-15.8
MoM	-0.3

March 2019	
Average	145.3
YoY	-11.1
MoM	0.0

September 2018	
Average	147.3
YoY	1.9
MoM	0.3

January 2018	
Average	145.7
YoY	-23.7
MoM	-0.1

December 2018	
Average	145.8
YoY	-15.1
MoM	-1.1

November 2018	
Average	147.5
YoY	1.3
MoM	0.2

October 2018	
Average	147.2
YoY	0.8
MoM	-0.1

AVERAGE PETROL/ PREMIUM MOTOR SPIRIT

AVERAGE PETROL/ PREMIUM MOTOR SPIRIT																												
PRICES PER LITRE NGN																												
State	Jan-16	Mar-17	Apr-17	May-17	Jun-17	Jul-17	Aug-17	Sep-17	Oct-17	Nov-17	Dec-17	Jan-18	Feb-18	Mar-18	Apr-18	May-18	Jun-18	Jul-18	Aug-18	Sep-18	Oct-18	Nov-18	Dec-18	Jan-19	Feb-19	Mar-19	Year on Year% (Mar 2018-Mar 2019)	Month on Month% Feb 2019-Mar 2019
Abia	129.3	150.4	148.5	151.9	149.7	147.0	144.7	144.5	147.86	147.50	220.40	227.50	191.13	164.50	147.55	145.45	146.33	146.50	147.00	146.30	147.67	150.67	144.72	144.65	145.93	146.12	-11.17	0.13
Abuja	99.6	145.0	145.0	145.0	145.0	145.0	143.5	142.0	144.00	144.00	146.53	160.00	145.00	145.00	144.95	144.96	144.50	145.00	144.60	144.00	144.56	144.40	144.95	144.20	144.50	144.00	-0.69	-0.35
Adamawa	93.5	153.3	156.7	160.0	162.5	160.0	144.0	143.0	146.67	145.00	170.00	170.00	150.00	173.00	160.33	150.11	145.00	145.29	148.33	150.00	144.33	145.00	145.00	145.00	143.78	145.14	-16.10	0.95
Akwai Ibom	120	149.3	147.5	149.4	149.6	145.0	144.6	143.3	146.00	150.33	166.50	201.25	183.89	164.00	154.00	159.44	145.00	145.58	145.42	145.50	145.00	144.55	145.00	145.00	144.78	145.00	-11.59	0.15
Anambra	119.8	148.0	147.7	147.9	148.3	147.1	144.6	144.1	145.71	145.86	210.00	211.67	183.67	166.88	151.33	150.87	151.43	145.85	145.14	144.88	145.00	145.00	145.42	144.90	144.87	144.57	-13.37	-0.20
Bauchi	117.3	147.8	150.5	147.5	152.5	145.4	145.0	144.6	147.38	144.90	159.75	186.88	151.00	145.57	144.17	144.93	147.90	145.40	143.89	144.00	144.57	144.46	144.20	145.25	144.50	143.89	-1.15	-0.42
Bayelsa	96.1	161.3	159.1	153.5	160.4	145.0	144.8	147.1	147.08	150.50	172.69	187.14	206.82	178.00	158.00	154.62	152.92	151.67	151.00	150.00	148.00	147.08	150.00	145.78	145.25	145.25	-18.40	0.00
Benue	121.7	152.5	155.0	158.2	151.3	159.1	143.5	143.6	150.83	145.50	172.67	223.33	155.00	153.53	156.25	160.31	146.43	146.30	145.50	150.40	153.33	150.43	146.60	150.09	146.09	144.75	-5.72	-0.92
Borno	96.4	151.0	160.5	160.0	152.9	160.5	144.5	144.4	145.23	147.00	159.44	185.48	200.29	169.55	160.00	166.08	162.17	155.00	157.00	147.00	152.17	152.92	149.50	145.63	145.89	146.27	-13.73	0.26
Cross River	115.2	148.1	147.8	149.6	148.4	145.0	143.4	144.0	148.40	145.00	207.14	175.38	187.63	174.50	154.50	151.58	145.75	145.56	147.92	150.00	149.22	147.55	145.00	144.69	145.07	146.50	-16.05	0.99
Delta	98.5	145.0	145.9	145.0	145.8	145.0	144.7	144.0	145.00	145.86	175.00	202.65	170.71	171.50	146.67	147.69	145.00	145.00	145.00	150.92	150.67	144.82	145.00	144.85	145.38	145.00	-15.45	-0.26
Ebonyi	132.1	152.1	157.5	152.5	156.4	147.9	144.3	145.5	148.57	148.57	162.50	220.65	178.13	160.83	147.86	146.14	146.14	145.88	146.14	145.86	146.57	145.18	145.14	145.31	145.59	145.14	-9.75	-0.31
Edo	100.3	149.6	150.3	145.3	145.0	145.0	144.8	144.9	145.06	145.75	170.00	220.00	190.31	172.11	152.11	145.36	145.00	145.00	145.00	145.00	145.00	145.00	145.00	145.25	145.33	144.77	-15.88	-0.39
Ekiti	106.1	145.0	145.0	145.0	145.0	145.0	144.7	143.1	143.73	146.17	146.00	160.24	181.18	173.89	145.00	147.71	145.32	145.00	144.23	145.94	144.65	145.47	145.29	144.00	143.47	145.00	-16.61	1.07
Enugu	128.3	154.5	152.9	152.0	154.5	149.0	145.0	145.8	147.17	145.00	200.50	183.12	163.86	169.13	148.91	150.30	153.05	149.44	146.78	153.88	146.52	147.29	145.24	145.27	145.31	145.41	-14.02	0.07
Gombe	99.9	145.0	152.7	172.5	167.5	152.7	144.0	145.0	144.80	145.00	160.00	157.73	153.50	154.13	154.43	153.67	150.25	142.79	147.08	150.10	151.25	154.72	150.20	145.87	144.63	145.92	-5.33	0.89
Imo	131	149.5	148.9	148.8	147.6	147.4	143.4	145.1	147.75	144.40	160.59	172.92	200.83	173.86	149.40	149.50	149.77	150.87	145.87	146.43	145.43	142.50	146.18	145.62	143.18	145.71	-16.19	1.77
Jigawa	104.7	148.3	145.6	147.3	145.8	145.7	143.9	145.2	143.80	145.50	165.00	200.26	150.14	180.93	160.46	154.00	146.29	146.29	145.25	150.00	144.29	144.29	144.21	145.69	145.29	144.94	-19.89	-0.23
Kaduna	95.7	153.0	145.0	148.7	148.8	145.0	144.8	145.5	144.83	145.00	162.81	215.91	165.86	147.29	153.85	150.81	150.75	150.75	151.48	150.53	150.75	156.75	145.25	146.22	146.08	144.44	-1.93	-1.12
Kano	99.1	145.0	147.9	145.4	145.3	145.0	144.2	144.6	144.27	144.93	165.00	182.14	155.00	147.19	145.16	144.87	145.79	144.78	144.89	144.87	145.79	147.79	144.87	145.00	145.21	145.21	-1.34	0.15
Katsina	95.5	145.9	145.8	145.0	150.3	145.0	144.4	144.1	143.73	144.08	160.00	209.32	160.15	156.67	147.83	144.82	144.95	144.00	144.08	143.63	144.45	144.45	144.31	145.00	145.00	145.23	-7.30	0.16
Kebbi	117.1	153.8	160.5	157.9	157.1	145.0	145.0	145.6	148.55	145.00	210.08	181.33	200.25	177.65	163.71	152.22	158.24	148.42	152.94	150.00	155.24	158.24	146.15	146.00	145.56	146.75	-17.39	0.82
Kogi	127.1	154.0	146.5	148.9	148.9	146.7	144.6	144.6	146.67	145.00	200.00	152.83	194.81	163.33	160.79	159.17	150.91	148.89	150.13	147.15	148.33	147.86	146.67	145.82	145.50	146.09	-10.55	0.41
Kwara	112.6	145.0	148.8	153.0	145.5	145.9	145.0	144.1	145.75	145.00	170.00	206.18	156.25	160.00	145.00	145.73	145.83	147.22	152.86	145.71	150.89	145.33	146.11	145.62	145.38	144.78	-9.51	-0.41
Lagos	91.1	147.5	147.9	145.0	145.7	145.3	143.3	143.2	144.33	144.33	149.87	161.43	145.00	155.25	148.10	145.81	144.91	145.81	145.00	147.38	145.00	145.05	145.00	144.87	144.88	145.00	-6.60	0.09
Nassarawa	120.5	145.9	149.7	148.1	146.1	149.4	143.0	145.0	145.67	144.00	180.00	168.13	150.17	165.53	145.92	145.25	145.14	145.71	146.23	147.14	145.79	147.87	145.36	145.00	145.26	146.33	-11.60	0.74
Niger	112.3	149.4	147.0	145.6	148.7	148.4	144.3	144.3	145.00	145.50	170.00	176.11	155.00	165.38	145.56	145.88	147.27	147.27	146.00	145.73	145.50	146.80	147.27	145.38	145.43	144.92	-12.37	-0.35
Ogun	92.5	144.9	145.0	145.0	145.0	145.0	143.5	142.9	144.56	144.73	168.00	203.25	147.06	169.41	145.31	146.94	147.19	147.19	146.13	148.05	144.87	145.07	145.00	144.44	143.06	145.00	-14.41	1.36
Ondo	120.1	146.3	145.2	145.3	145.3	145.0	143.3	142.9	145.59	144.90	160.00	219.38	187.05	162.38	145.95	145.33	145.55	146.76	145.78	145.73	145.32	145.15	145.88	144.00	145.63	145.18	-10.59	-0.31
Osun	100.5	145.0	145.0	145.0	145.0	145.0	145.0	142.8	144.47	144.33	168.00	228.89	154.33	145.44	145.86	145.00	145.85	144.80	144.67	147.43	145.00	145.23	145.00	148.83	145.89	145.00	-0.30	-0.61
Oyo	91.5	145.7	145.3	145.3	145.5	146.1	143.2	143.3	144.31	145.13	167.50	199.17	165.00	149.12	145.11	145.00	144.30	144.72	144.28	145.79	144.50	144.89	145.56	150.50	146.50	145.00	-2.76	-1.02
Plateau	147.5	149.6	146.5	145.6	148.5	145.8	146.4	145.3	145.11	143.60	170.00	214.23	174.56	157.86	145.00	145.75	146.67	145.00	145.00	145.66	145.00	146.67	145.00	146.42	146.55	144.43	-8.51	-1.45
Rivers	102.5	151.3	149.6	157.4	145.6	146.0	145.8	145.6	145.35	147.00	160.00	197.50	194.75	165.94	155.94	150.91	148.58	145.26	145.00	145.00	145.00	145.00	145.35	144.71	145.38	145.00	-12.39	0.47
Sokoto	110.5	152.9	150.0	157.9	150.7	145.0	145.3	143.6	146.00	145.88	168.00	205.83	180.33	162.86	158.33	158.57	154.20	145.00	145.00	145.00	144.20	144.20	144.43	145.14	145.43	145.83	-10.45	0.28
Taraba	120.7	148.0	158.6	162.0	156.3	157.7	145.0	146.1	145.00	146.66	166.11	164.44	201.29	184.38	156.00	153.89	150.88	151.82	150.29	152.86	153.00	155.46	150.27	150.00	150.55	147.00	-20.27	-2.36
Yobe	96.8	161.7	158.3	156.4	168.0	170.0	145.3	149.7	152.50	145.75	166.00	171.00	196.11	166.67	154.17	153.33	146.25	148.75	146.25	146.25	146.25	150.77	143.33	145.73	145.08	147.55	-11.47	1.70
Zamfara	91.6	147.0	145.3	146.8	146.3	145.9	145.4	144.2	144.94	144.70	170.00	159.12	155.00	152.35	158.14	154.12	147.72	147.72	148.14	147.10	147.72	147.72	146.63	144.56	145.50	144.39	-5.22	-0.76
AVERAGE	109.6	149.4	149.9	150.7	150.3	148.2	144.4	144.5	146.0	145.6	171.8	190.9	172.5	163.4	151.4	150.2	148.1	146.8	146.9	147.3	147.2	147.5	145.8	145.7	145.3	145.3	-11.1	0.0
Year on Year	5.7													9.4	1.0	-0.3	-1.5	-0.9	1.7	1.9	0.8	1.3	-15.1	-23.7	-15.8	-11.1		
Month on Month	-8.4	0.3	0.5	-0.3</																								

Methodology

Field work is done solely by over 700 NBS Staff in all States of the federation supported by supervisors who are monitored by internal and external observers.

Fuel Prices are collected across all the 774 local governments across all States and the FCT from over 10,000 respondents and locations and reflect actual prices households state they actually bought those fuels together with the prices reportedly sold by the fuel suppliers.

The average of all these prices is then reported for each state and the average for the country is the average for the state.

NBS audit team subsequently conducts randomly selected verification of prices recorded.

Acknowledgements/Contacts

Acknowledgements

We acknowledge our technical partners, Proshare in the design, concept and production of this publication.





Contact Us

 @nigerianstat

 NBSNigeria

 www.nigerianstat.gov.ng

 **Head Office Address**
Plot 762, Independence Avenue, Central
Business District, FCT, Abuja Nigeria.

 +234 803 386 5388

 feedback@nigerianstat.gov.ng