



NATIONAL BUREAU OF STATISTICS

# National Household Kerosene Price Watch

(MARCH 2019)

**Report Date: April 2019**

*Data Source: National Bureau of Statistics (NBS)*

# Contents

<b>Executive Summary</b> .....	1
<b>Average Kerosene Prices per litre Across States</b> .....	2
<b>Average Kerosene Prices per litre Across Zones</b> .....	3
<b>12 Months Average Prices per litre</b> .....	4
<b>Average Kerosene Prices per gallon Across States</b> .....	5
<b>Average Kerosene Prices per gallon Across Zones</b> .....	6
<b>12 Months Average Prices per gallon</b> .....	7
<b>Appendix - Tables</b> .....	8
<b>Methodology</b> .....	10
<b>Acknowledgment and Contact</b> .....	11

# Executive Summary

Average price per litre paid by consumers for National Household Kerosene decreased by -0.49% month-on-month and increased by 12.99% year-on-year to N303.94 in March 2019 from N305.44 in February 2019

States with the highest average price per litre of kerosene were Anambra (N329.09) , Ebonyi (N326.83), and Ondo (N326.67).

States with the lowest average price per litre of kerosene were Gombe (N255.38), Niger (N278.02) and Kaduna (N279.75)

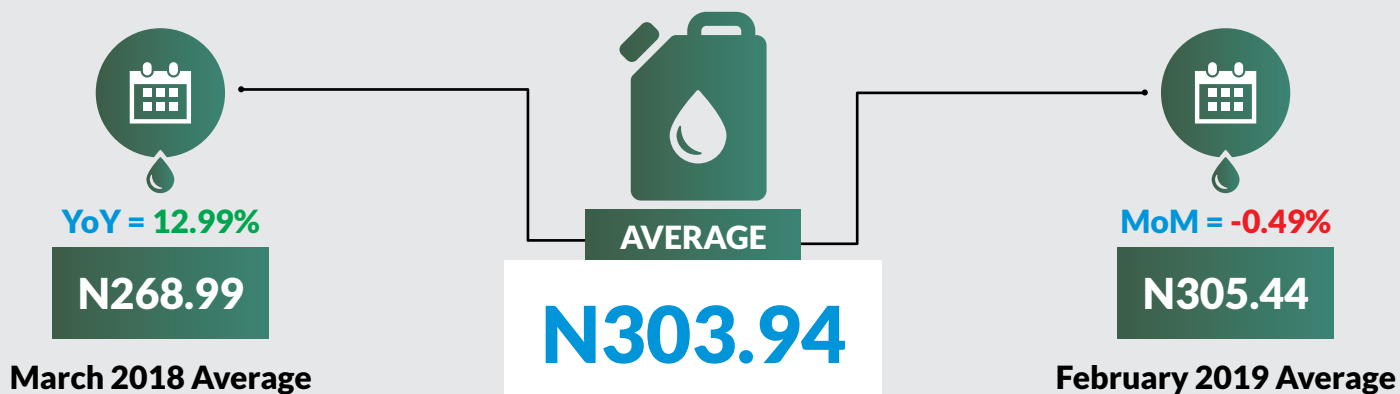
Similarly, average price per gallon paid by consumers for National Household Kerosene decreased by -1.56% month-on-month and increased by 26.25% year-on-year to N1190.89 in March 2019 from N1209.73 in February 2019.

States with the highest average price per gallon of kerosene were Borno (N1357.14), Jigawa (N1283.33) & Katsina (N1278.13).

States with the lowest average price per gallon of kerosene were Bayelsa (N1,022.37) Kogi (N1,075.00) and Plateau (N1,090.35).



## Average Kerosene Prices per litre Across States



### STATES WITH THE HIGHEST AVERAGE PRICES IN MARCH 2019



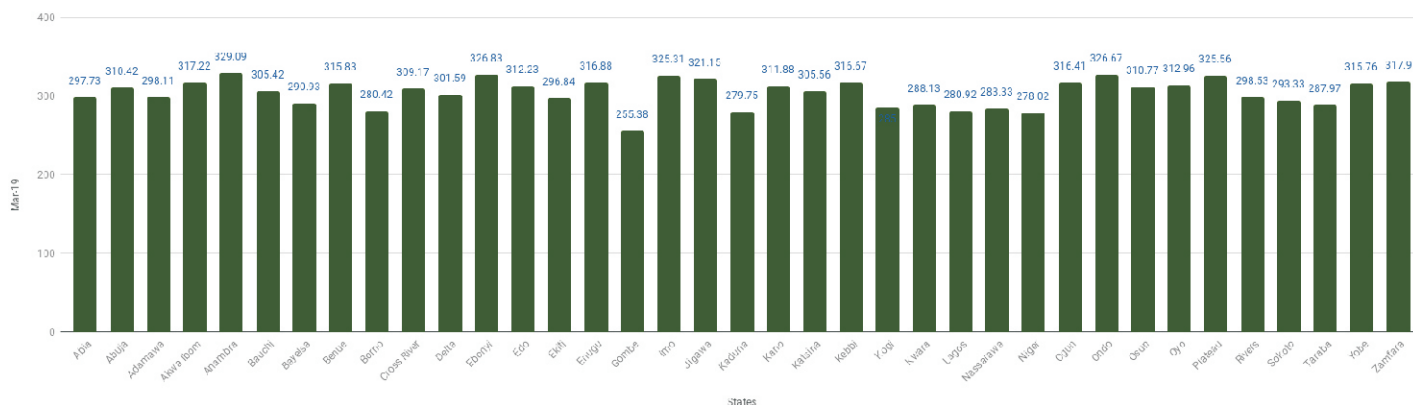
	Mar-19	YoY %	MoM %
ANAMBRA	329.09	32.34	-0.94
EBONYI	326.83	30.36	-0.63
ONDO	326.67	14.23	0.26

### STATES WITH THE LOWEST AVERAGE PRICES IN MARCH 2019



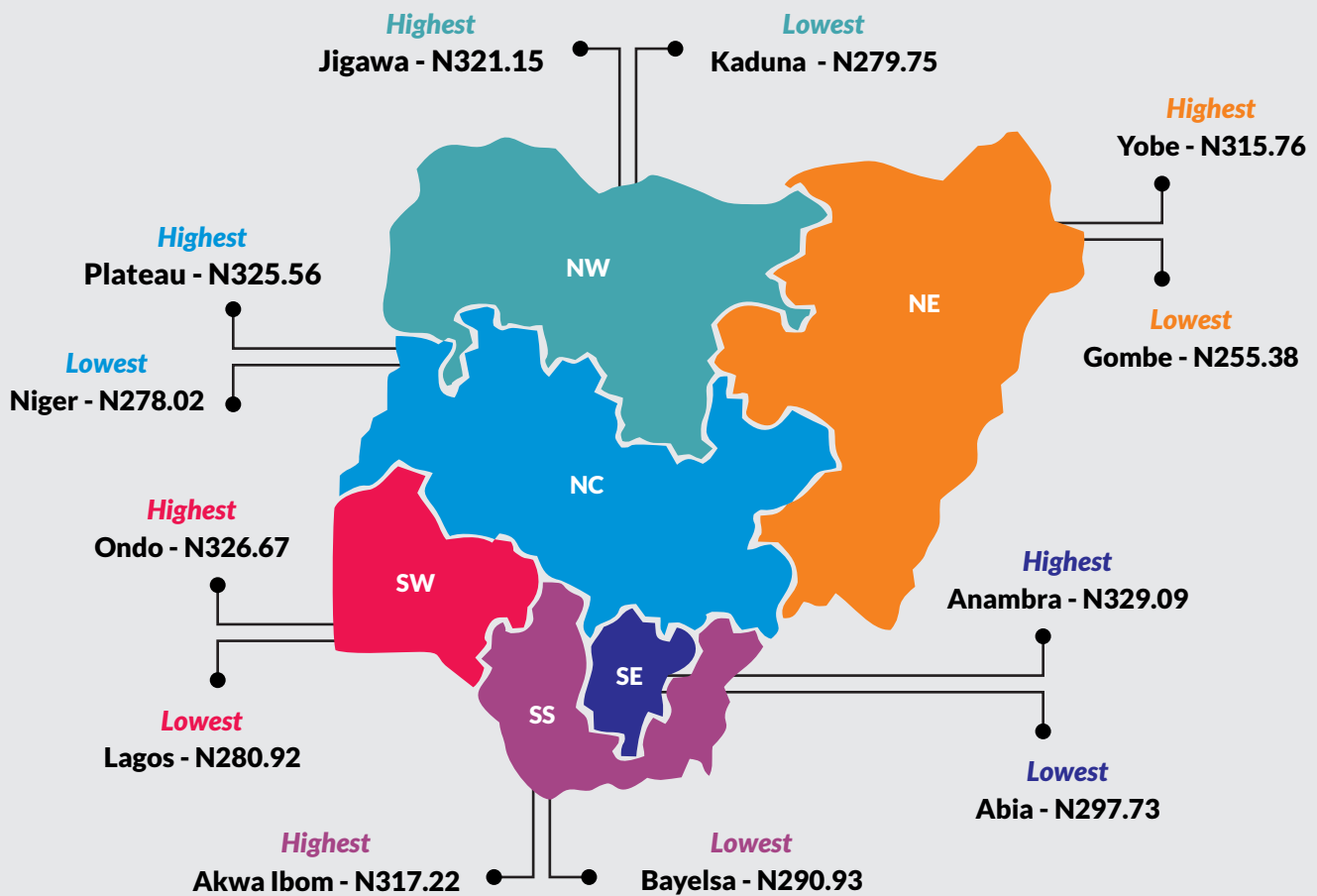

	Mar-19	YoY %	MoM %
GOMBE	255.38	-11.29	-3.90
NIGER	278.02	9.43	3.58
KADUNA	279.75	3.09	-1.13

Average Kerosene Prices per Litre Across States





## Average Kerosene Prices per litre Across Zones



# National Household Kerosene Price Watch – March 2019



## 12 Months Average Prices per Litre

April 2018	
Average	<b>278.49</b>
YoY	<b>-0.82</b>
MoM	<b>3.53</b>

May 2018	
Average	<b>280.29</b>
YoY	<b>-7.58</b>
MoM	<b>0.65</b>

June 2018	
Average	<b>279.67</b>
YoY	<b>-2.64</b>
MoM	<b>-0.22</b>

July 2018	
Average	<b>276.87</b>
YoY	<b>-1.29</b>
MoM	<b>-1.00</b>

March 2018	
Average	<b>268.99</b>
YoY	<b>-13.66</b>
MoM	<b>-6.79</b>



**AVERAGE**

August 2018	
Average	<b>288.75</b>
YoY	<b>28.04</b>
MoM	<b>4.29</b>

February 2019	
Average	<b>305.44</b>
YoY	<b>5.85</b>
MoM	<b>-0.27</b>

March 2019	
Average	<b>303.94</b>
YoY	<b>12.99</b>
MoM	<b>-0.49</b>

September 2018	
Average	<b>297.28</b>
YoY	<b>12.40</b>
MoM	<b>2.95</b>

January 2019	
Average	<b>306.28</b>
YoY	<b>6.03</b>
MoM	<b>5.35</b>

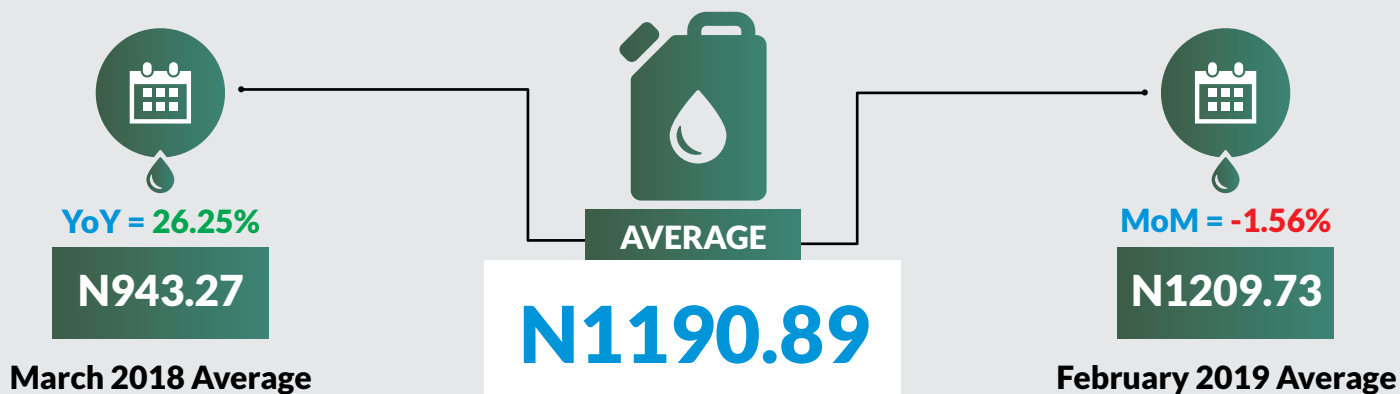
December 2018	
Average	<b>290.74</b>
YoY	<b>0.04</b>
MoM	<b>-2.54</b>

November 2018	
Average	<b>298.32</b>
YoY	<b>11.68</b>
MoM	<b>-5.46</b>

October 2018	
Average	<b>315.56</b>
YoY	<b>15.40</b>
MoM	<b>6.15</b>



## Average Kerosene Prices per gallon Across States



### STATES WITH THE HIGHEST AVERAGE PRICES IN MARCH 2019



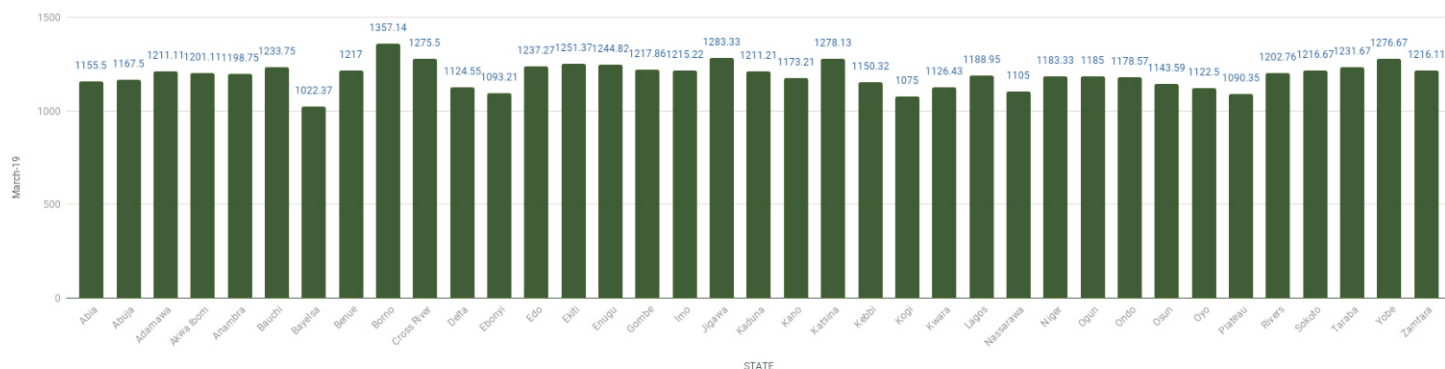
	Mar-19	YoY %	MoM %
<b>BORNO</b>	<b>1357.14</b>	<b>37.35</b>	<b>2.43</b>
<b>JIGAWA</b>	<b>1283.33</b>	<b>20.85</b>	<b>-3.60</b>
<b>KATSINA</b>	<b>1278.13</b>	<b>29.41</b>	<b>-2.06</b>

### STATES WITH THE LOWEST AVERAGE PRICES IN MARCH 2019



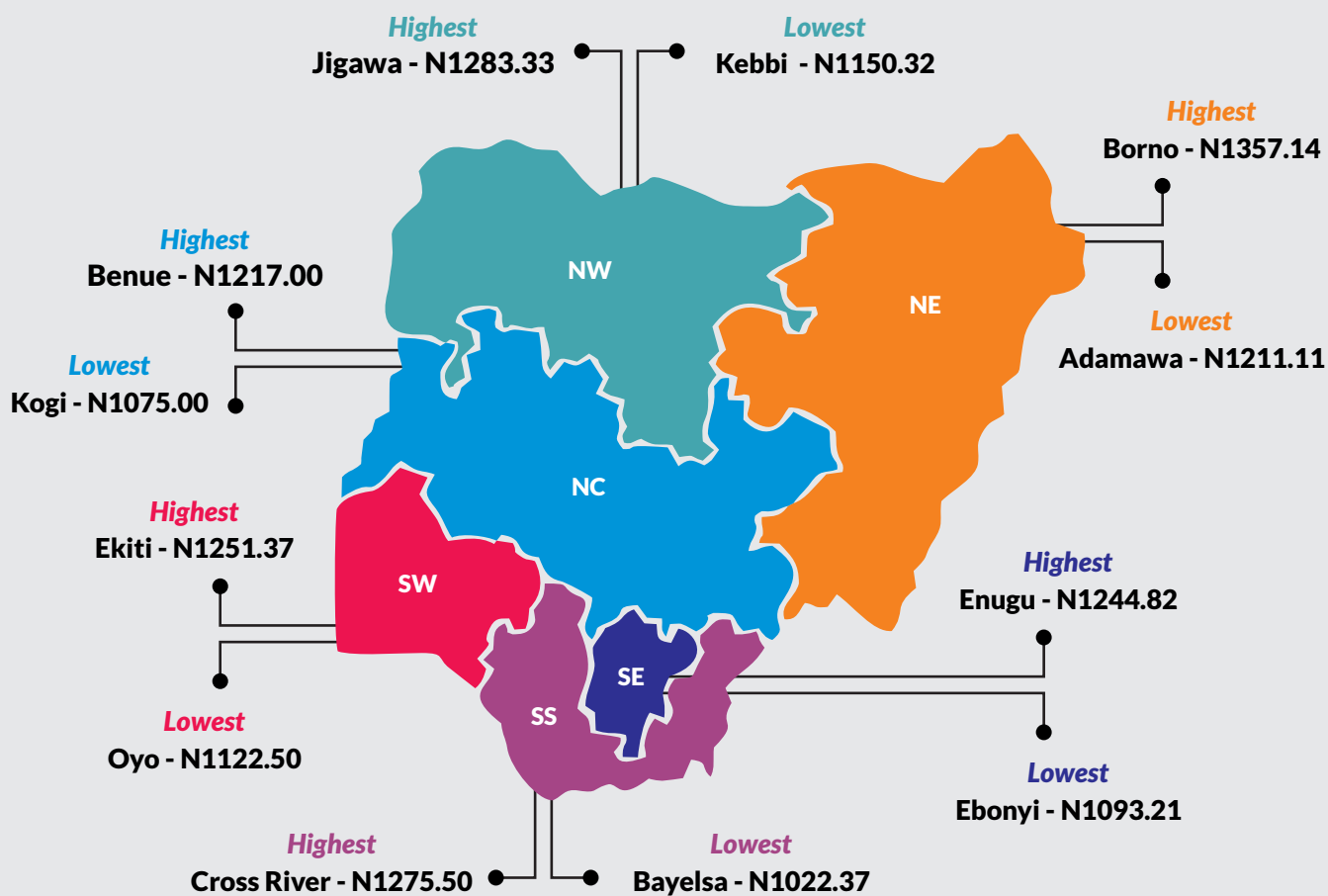

	Mar-19	YoY %	MoM %
<b>BAYELSA</b>	<b>1022.37</b>	<b>14.52</b>	<b>-7.48</b>
<b>KOGI</b>	<b>1075.00</b>	<b>20.50</b>	<b>2.24</b>
<b>PLATEAU</b>	<b>1090.35</b>	<b>10.55</b>	<b>-3.03</b>

Average Kerosene Prices Per Gallon Across States





## Average Kerosene Prices per gallon Across Zones





# National Household Kerosene Price Watch - March 2019



## 12 Months Average Prices per gallon

April 2018	
Average	<b>975.82</b>
YoY	<b>-15.38</b>
MoM	<b>3.45</b>

May 2018	
Average	<b>983.67</b>
YoY	<b>-5.12</b>
MoM	<b>0.80</b>

June 2018	
Average	<b>1004.29</b>
YoY	<b>0.93</b>
MoM	<b>2.10</b>

July 2018	
Average	<b>1000.19</b>
YoY	<b>1.76</b>
MoM	<b>-0.41</b>

March 2018	
Average	<b>943.27</b>
YoY	<b>-19.57</b>
MoM	<b>-8.45</b>



**AVERAGE**

August 2018	
Average	<b>1084.24</b>
YoY	<b>10.85</b>
MoM	<b>8.40</b>

February 2019	
Average	<b>1209.73</b>
YoY	<b>17.41</b>
MoM	<b>1.85</b>

March 2019	
Average	<b>1190.89</b>
YoY	<b>26.25</b>
MoM	<b>-1.56</b>

September 2018	
Average	<b>1127.05</b>
YoY	<b>15.75</b>
MoM	<b>3.95</b>

January 2019	
Average	<b>1187.75</b>
YoY	<b>15.90</b>
MoM	<b>2.71</b>

December 2018	
Average	<b>1156.41</b>
YoY	<b>8.72</b>
MoM	<b>0.98</b>

November 2018	
Average	<b>1145.21</b>
YoY	<b>7.17</b>
MoM	<b>-2.36</b>

October 2018	
Average	<b>1172.84</b>
YoY	<b>13.30</b>
MoM	<b>4.06</b>

# HOUSEHOLD KEROSENE (KEROSENE) PRICE WATCH LITRE PRICE

		LITRE PRICE																																	Year on Year %	Month on Month %															
STATE/LABEL	ITEM/MLS	Unit of Measure	Jul-15	Aug-15	Sep-15	Oct-15	Nov-15	Dec-15	Jan-16	Feb-16	Mar-16	Apr-16	May-16	Jun-16	Jul-16	Aug-16	Sep-16	Oct-16	Nov-16	Dec-16	Jan-17	Feb-17	Mar-17	Apr-17	May-17	Jun-17	Jul-17	Aug-17	Sep-17	Oct-17	Nov-17	Dec-17	Jan-18	Feb-18	Mar-18	Apr-18	May-18	Jun-18	Jul-18	Aug-18	Sep-18	Oct-18	Nov-18	Dec-18	Jan-19	Feb-19	Mar-19	Mar-2019	Feb-2019-Mar-2019		
Abia	Kerosene	1 Litre	196.88	209.38	210.42	258.33	227.08	304.44	228.65	259.29	238.54	333.85	306.54	304.44	361.81	339.71	316.07	298.53	299.90	281.67	475.00	339.35	306.37	283.33	299.17	313.02	312.78	201.00	240.56	249.48	223.75	261.90	285.95	265.00	229.35	245.25	235.52	226.67	227.50	237.08	241.67	280.08	281.33	294.44	320.29	298.22	297.73	29.81	-0.17		
Abuja	Kerosene	1 Litre	200.00	246.62	283.33	195.83	266.67	250.00	233.33	226.67	226.67	186.67	213.33	344.45	323.33	316.67	275.00	296.67	259.52	260.25	423.33	346.67	293.33	278.33	285.00	270.83	250.00	210.67	241.67	288.89	250.00	290.67	303.13	304.17	300.00	316.67	327.50	319.44	300.00	333.33	350.00	360.67	337.50	355.56	350.75	322.22	310.42	3.47	-5.14		
Adamawa	Kerosene	1 Litre	210.42	259.38	285.71	258.33	245.24	264.58	248.15	230.00	274.54	227.08	257.41	218.75	283.33	316.67	257.58	291.67	273.48	219.05	416.67	366.67	298.15	264.58	288.75	225.00	230.00	210.67	241.67	253.33	277.23	248.10	300.30	304.11	265.00	300.98	281.11	283.33	277.41	300.00	303.08	302.08	303.33	296.67	285.19	324.17	292.31	298.11	12.49	1.98	
Akwa Ibom	Kerosene	1 Litre	187.88	190.28	227.78	225.00	219.44	238.10	197.22	221.21	213.34	207.58	219.44	243.33	321.79	322.22	276.39	280.56	272.22	241.67	398.61	339.39	315.15	285.42	293.59	284.72	276.39	252.78	242.36	277.08	272.22	281.94	295.00	280.00	250.83	247.22	262.82	268.06	277.88	262.50	267.63	293.33	285.28	308.33	328.75	310.00	317.22	26.47	2.33		
Anambra	Kerosene	1 Litre	201.11	195.56	248.96	205.95	195.14	251.11	228.57	250.00	216.67	195.56	195.14	251.11	297.78	268.89	270.60	273.81	288.75	241.67	422.73	339.39	316.67	296.21	334.52	288.89	286.67	222.67	251.56	258.89	279.99	338.89	283.33	280.22	248.67	284.62	305.21	300.74	301.28	314.28	332.29	342.22	302.06	294.05	325.95	332.22	329.09	32.34	-0.94		
Bauchi	Kerosene	1 Litre	166.67	216.67	314.29	237.50	230.58	300.00	223.81	202.08	208.33	237.50	341.67	300.00	261.90	266.67	270.83	278.33	278.13	225.00	411.90	385.42	301.67	266.67	321.67	299.33	289.58	217.96	250.00	248.15	261.90	206.00	255.50	266.67	288.33	263.89	276.19	281.02	274.81	283.37	292.59	281.25	280.33	274.07	306.67	304.17	305.42	28.15	0.41		
Bayelsa	Kerosene	1 Litre	238.89	237.50	250.00	250.00	226.67	251.39	250.00	230.95	200.00	209.26	212.96	230.56	312.12	268.52	300.00	254.55	296.67	231.67	368.33	362.82	323.61	285.61	309.76	298.81	332.14	222.71	254.76	286.67	279.99	309.72	285.22	315.28	289.39	305.45	292.31	300.25	304.72	309.28	315.00	321.43	307.04	292.86	332.02	295.83	290.93	0.53	-1.66		
Benue	Kerosene	1 Litre	208.33	175.00	251.85	220.37	240.91	262.50	259.72	289.58	179.63	192.59	239.39	200.00	296.97	241.67	279.70	261.11	286.36	208.33	428.79	344.44	284.72	280.95	316.67	291.67	279.17	226.66	259.26	319.44	280.60	303.54	325.64	300.67	281.79	306.19	285.19	290.32	282.78	287.88	306.39	325.24	303.03	297.22	314.44	317.22	315.83	12.08	-0.44		
Borno	Kerosene	1 Litre	211.67	233.33	298.49	259.26	341.67	340.00	264.29	266.67	276.67	266.66	245.83	245.83	391.67	322.92	290.91	347.22	256.48	227.50	533.33	368.18	333.33	289.58	291.67	304.55	281.94	208.33	256.06	323.61	271.21	283.33	305.00	296.67	225.13	253.94	233.33	235.01	236.67	237.61	235.28	290.44	287.30	268.18	270.45	283.82	280.42	24.56	-1.20		
Cross River	Kerosene	1 Litre	209.72	210.26	237.72	206.41	235.90	242.31	198.72	227.69	250.00	200.00	219.45	242.31	350.00	312.50	297.44	329.36	287.22	266.67	433.33	346.67	339.71	291.67	317.78	321.30	274.07	212.50	262.50	274.07	252.77	304.44	306.94	302.75	300.68	315.56	310.19	306.67	296.67	301.46	311.67	313.33	286.67	293.48	303.33	315.00	309.17	2.82	-1.85		
Delta	Kerosene	1 Litre	177.27	201.67	192.42	211.11	209.72	247.78	206.94	236.67	225.00	206.86	209.72	247.78	301.11	325.64	283.21	283.33	282.29	243.59	438.10	348.81	315.15	284.72	284.62	284.62	284.52	223.33	244.87	298.15	284.37	278.57	280.45	275.64	227.77	254.29	269.05	271.02	253.85	265.87	261.75	301.05	300.18	271.88	304.17	299.02	301.59	32.41	0.86		
Ebonyi	Kerosene	1 Litre	202.38	206.25	214.58	209.52	215.48	244.44	212.96	231.95	228.57	208.34	208.33	244.44	347.62	333.33	290.48	302.38	280.95	241.67	517.11	355.56	309.52	280.56	311.67	304.76	272.62	218.57	241.67	256.48	285.71	309.17	300.00	286.67	250.71	260.00	294.44	299.76	297.62	319.74	324.86	354.17	348.99	312.86	324.76	328.89	326.83	30.36	-0.63		
Edo	Kerosene	1 Litre	187.88	220.37	205.00	210.42	228.33	250.00	226.92	213.33	210.00	183.33	210.61	209.09	291.67	318.18	273.81	287.50	296.53	233.33	560.19	356.25	315.38	285.90	307.78	284.44	303.85	225.42	240.00	296.57	300.88	312.50	326.39	301.19	282.67	295.69	300.00	306.67	301.25	326.47	324.72	326.92	300.00	272.22	308.97	315.48	312.23	10.46	-1.03		
Ekiti	Kerosene	1 Litre	167.54	178.33	206.93	184.17	187.50	280.70	189.17	225.93	204.55	184.17	187.50	280.70	323.19	299.17	328.38	277.19	282.46	249.17	445.24	412.50	308.33	291.67	314.44	297.62	292.50	211.11	233.33	250.00	278.57	305.95	307.00	278.95	265.61	271.25	274.97	280.26	281.37	307.27	334.44	339.22	285.63	272.16	272.16	286.08	296.84	11.76	3.76		
Enugu	Kerosene	1 Litre	198.33	209.72	215.37	219.44	225.69	278.53	228.17	251.60	218.52	209.88	205.45	278.53	339.81	324.31	322.12	335.33	289.32	235.56	428.21	355.56	319.33	285.58	305.31	303.03	306.25	233.97	252.33	237.78	300.00	307.29	306.42	286.60	290.97	301.67	309.17	300.43	326.67	388.33	330.45	344.58	329.17	316.88	30.95	-3.73					
Gombe	Kerosene	1 Litre	222.22	236.11	245.37	238.85	257.58	291.11	205.83	232.29	219.70	219.46	353.81	353.81	273.33	258.33	268.52	281.25	265.83	208.33	464.81	291.67	266.03	288.33	261.11	276.92	226.67	263.24	293.93	291.67	332.37	296.67	287.88	259.26	258.33	254.44	255.29	284.52	295.45	288.89	280.95	271.67	285.98	265.74	285.38	-11.29	-3.90				
Imo	Kerosene	1 Litre	221.74	214.67	225.96	228.62	229.85	262.75	268.21	244.45	244.20	225.41	320.00	209.72	343.18	368.52	331.75	340.87	290.68	239.67	408.97	361.11	338.51	294.61	318.73	315.48	339.29	227.33	245.24	255.21	273.66	304.20	302.83	303.33	291.67	307.37	282.68	284.44	300.26	304.24	302.83	303.33	328.48	330.72	320.24	332.46	326.67	323.96	325.31	14.37	0.42
Jigawa	Kerosene	1 Litre	198.81	202.38	225.99	221.11	240.48	244.44	234.62	345.59	190.38	212.96	200.00	274.44	294.44	275.00	287.78	257.78	272.62	214.17	412.28	320.83	313.46	274.31	306.94	276.39	255.13	214.62	286.67	240.63	298.14	279.05	322.75	306.90	290.48	300.00	302.56	303.65	301.11	300.00	321.43	363.73	353.13	288.10	341.31	323.81	321.15	10.56	-0.82		
Kaduna	Kerosene	1 Litre	196.08	200.93	232.74	241.03	200.49	261.46	232.22	233.33	232.74	241.03	357.14	261.46	281.25	292.78	279.41	284.44	270.37	219.26	401.52	303.24	331.11	263.00	312.22	286.15	249.07	220.00	294.12	279.49	300.21	296.43	241.23	297.62	271.37	291.67	282.22	284.17	271.05	270.00	266.67	285.17	268.89	288.54	276.56	282.94	279.75	3.09	-1.13		
Kano	Kerosene	1 Litre	219.05	247.92	257.88	273.08	241.67	264.29	253.57	283.33	223.61	263.89	189.06	264.29	325.00	374.40	325.64	316.66	294.44	220.00	446.43	318.75	305.95	287.18	300.00	273.81	244.87	216.67	290.91	250.00	204.99	301.57	300.00	302.78	285.56	293.33	289.29	292.86	288.33	290.00											

# HOUSEHOLD KEROSENE (KEROSENE) PRICE WATCH PER GALLON

STATERABEL	Item/Unit	Unit of Measure	Jul-15	Aug-15	Sep-15	Oct-15	Nov-15	Dec-15	Jan-16	Feb-16	Mar-16	Apr-16	May-16	Jun-16	Jul-16	Aug-16	Sep-16	Oct-16	Nov-16	Dec-16	Jan-17	Feb-17	Mar-17	Apr-17	May-17	Jun-17	Jul-17	Aug-17	Sep-17	Oct-17	Nov-17	Dec-17	Jan-18	Feb-18	Mar-18	Apr-18	May-18	Jun-18	Jul-18	Aug-18	Sep-18	Oct-18	Nov-18	Dec-18	Jan-19	Feb-19	Mar-19	Year-on Year % Mar 2018-Mar 2019	Month on Month % Feb 2018-Mar 2019		
Abia	Kerosene	One gallon (4.5litres)	512.08	558.94	984.62	610.00	595.57	777.69	611.29	716.25	647.33	517.94	529.44	777.69	1038.18	957.06	1227.14	835.86	872.00	1012.50	1333.82	1147.65	1095.67	1028.57	964.38	877.50	839.23	781.09	826.50	956.33	895.00	1061.83	963.75	882.50	946.33	900.00	936.00	934.38	931.11	1156.25	1190.00	1165.67	1223.00	1250.00	1271.50	1267.86	1155.50	22.10	-8.85		
Abuja	Kerosene	One gallon (4.5litres)	657.50	715.11	865.00	705.00	700.00	786.88	712.50	754.00	662.00	640.00	619.00	657.50	946.00	916.00	1178.57	880.00	814.29	1043.75	1556.00	1300.00	1257.00	1000.00	902.00	780.00	870.00	836.35	846.00	1155.00	1000.00	952.50	875.30	1015.00	1005.00	980.00	976.00	966.67	1000.00	1140.00	1125.00	1225.00	1150.00	1066.25	1190.00	1206.67	1167.50	16.17	-3.25		
Adamawa	Kerosene	One gallon (4.5litres)	821.43	875.00	921.43	1066.63	947.50	916.25	766.67	905.00	912.50	800.00	916.67	821.43	986.36	1103.13	1181.82	1155.56	913.18	989.29	1250.00	1425.00	1383.33	1124.36	1272.50	1118.75	1076.67	1011.25	1200.00	1185.83	1108.92	1196.00	1015.45	1160.00	907.78	1041.18	1088.89	1175.00	1011.11	1155.56	1158.89	1170.00	1112.50	1177.78	1212.50	1240.00	1211.11	33.41	-2.33		
Akwa Ibom	Kerosene	One gallon (4.5litres)	498.33	547.50	602.92	612.00	597.08	661.43	600.42	627.08	571.00	539.09	605.42	661.43	888.50	978.75	1254.17	982.50	915.56	1010.42	1636.36	1636.36	1332.08	1191.22	1272.50	884.17	870.83	916.25	854.17	928.75	1088.89	968.33	882.46	910.00	886.15	906.25	916.25	1109.58	1006.67	1088.75	986.01	1066.36	1022.08	1116.25	1212.50	1233.89	1201.11	35.54	-2.66		
Anambra	Kerosene	One gallon (4.5litres)	602.67	578.07	794.29	569.64	634.13	747.67	624.29	761.70	643.83	583.33	634.13	747.67	954.33	923.33	1282.14	871.71	868.95	1014.33	1661.36	1068.10	1001.01	1166.64	915.77	945.63	889.33	861.67	861.92	972.00	1119.96	1088.33	929.67	898.00	878.13	917.77	924.33	916.11	1001.15	1085.83	1151.07	1148.57	1085.71	1080.23	1135.00	1170.33	1198.75	96.51	1.43		
Bauchi	Kerosene	One gallon (4.5litres)	825.00	624.29	794.29	725.00	752.49	900.00	705.00	687.50	735.00	580.00	900.00	900.00	923.33	1005.83	1150.00	890.00	778.57	1043.75	1278.88	1283.33	1170.00	1201.00	971.85	975.00	975.00	975.00	1007.60	978.57	1000.00	1030.00	913.33	957.14	980.00	980.00	1100.00	1115.56	1100.00	1160.00	1100.00	1281.82	1233.75	1305.00	1281.82	35.75	-0.75				
Bayelsa	Kerosene	One gallon (4.5litres)	748.57	1133.33	954.56	893.75	900.00	888.89	1030.00	1140.00	887.50	1000.00	862.50	940.00	1311.11	1062.50	1150.00	981.11	766.67	1045.00	1333.33	1550.00	1312.50	1138.00	1137.69	1034.63	907.08	1003.85	975.00	900.00	1119.96	1077.78	1173.31	922.27	892.78	987.50	996.15	1036.36	1024.55	1012.31	994.90	1099.17	1000.00	937.67	1004.55	1105.00	1022.37	14.52	-7.48		
Benue	Kerosene	One gallon (4.5litres)	617.50	583.33	654.17	702.86	679.44	685.00	652.50	804.00	652.86	711.67	798.33	617.50	886.25	1000.00	1175.00	889.00	752.78	1089.00	1294.44	1309.38	1250.00	1229.17	1156.67	800.00	756.67	802.50	1175.00	1122.40	1101.82	855.00	1000.00	1119.96	1076.67	1062.50	985.00	1071.43	921.43	1028.57	1016.64	1211.11	1200.00	939.29	1204.50	1280.00	1127.00	10.97	-4.72		
Borno	Kerosene	One gallon (4.5litres)	788.89	750.00	932.90	888.89	1018.75	993.75	841.67	750.00	2650.00	840.00	1505.56	1505.56	1346.00	1072.22	1165.00	1085.71	705.56	981.82	1515.33	1395.00	1338.89	1225.00	1208.33	1165.00	1112.50	1064.29	1041.67	1011.11	1084.84	1222.73	1188.46	1187.50	988.08	905.00	950.00	900.00	1138.00	1130.00	1145.00	1119.00	1188.46	1267.25	1287.50	1315.00	1325.00	1357.14	37.35	2.43	
Cross River	Kerosene	One gallon (4.5litres)	615.00	640.00	653.68	635.00	680.77	701.92	583.85	627.86	650.00	555.42	597.92	701.92	1184.50	1040.83	1169.23	918.38	750.31	1017.93	1302.00	1578.00	1190.00	1157.24	943.85	940.00	1010.69	940.00	1010.69	1127.81	1011.91	993.67	1029.00	1127.81	993.67	1061.25	1016.76	1098.47	1033.57	1124.50	1135.45	1148.25	1142.81	1262.95	1252.75	1302.25	1275.50	28.34	-0.05		
Delta	Kerosene	One gallon (4.5litres)	555.56	661.11	607.05	597.73	658.18	720.00	601.82	692.50	617.33	623.85	658.18	720.00	938.21	970.63	1134.62	880.27	761.25	1002.31	1432.69	1588.75	1130.45	1123.75	962.50	892.69	895.00	929.29	854.00	1055.00	1137.48	995.42	875.00	858.33	821.54	875.00	884.62	891.92	900.73	1036.43	1092.94	1035.15	1025.77	1085.42	1189.33	1178.21	1124.55	36.88	-4.56		
Ebonyi	Kerosene	One gallon (4.5litres)	561.67	570.83	984.72	606.67	597.50	708.33	646.74	584.75	626.43	600.00	566.67	708.33	964.17	999.40	1191.67	838.00	880.00	938.33	1488.67	1080.00	967.86	1185.00	948.33	904.71	889.29	870.00	878.33	1031.36	1142.84	1048.75	947.83	893.96	828.57	950.00	955.71	1008.57	1001.43	1117.27	1260.00	1279.88	1190.86	1233.57	1178.57	1122.50	1093.21	31.94	-2.61		
Edo	Kerosene	One gallon (4.5litres)	583.64	633.33	611.00	632.22	600.00	602.86	608.33	706.67	669.67	577.27	570.56	569.00	954.09	1071.36	1180.77	1015.36	802.92	1000.91	1471.05	1538.24	1228.75	1154.46	1035.71	903.33	1012.33	917.00	889.33	952.83	1093.52	1043.13	1013.13	1068.75	984.29	1034.06	1076.67	1033.75	1069.64	1127.00	1050.91	1190.00	1134.55	1290.71	1287.69	1251.15	1237.27	25.70	-1.11		
Ekiti	Kerosene	One gallon (4.5litres)	589.47	634.48	756.68	674.50	696.00	966.67	618.50	861.11	723.64	674.50	688.75	966.67	1144.00	1165.00	1084.21	1100.00	960.71	807.00	1080.77	1387.83	1431.82	1140.00	1162.22	1057.14	1046.67	1143.57	1042.86	1045.00	972.22	819.96	1166.64	1275.00	1253.33	1203.13	1105.00	988.33	1000.00	1006.41	1009.22	1177.78	1145.45	1215.29	1144.44	1144.29	1164.29	1136.36	1150.32	4.10	1.23
Kogi	Kerosene	One gallon (4.5litres)	581.11	710.40	608.88	610.64	649.09	722.00	656.43	607.50	608.88	732.22	1024.63	581.11	840.00	1045.45	1166.67	887.50	825.00	1005.71	1476.92	1209.17	1146.36	1159.61	1034.74	1025.45	826.92	1031.25	969.00	1011.11	1128.88	1101.00	1041.15	983.50	892.11	1051.67	948.89	996.11	994.44	1058.46	1085.71	1121.00	1196.67	1025.56	1045.00	1051.43	1075.00	20.50	2.24		
Kwara	Kerosene	One gallon (4.5litres)	585.50	724.00	654.58	693.57	681.63	673.00	690.00	724.00	600.00	700.00	680.00	724.00	1023.33	1028.00	1162.50	1120.26	849.17	969.00	1384.71	1183.75	1088.57	1040.00	970.42	935.00	812.14	893.00	865.00	1028.93	957.60	926.25	1050.00	985.33	892.50	964.00	980.00	980.00	1040.00	1100.00	1203.13	1202.63	1151.43	1185.71	1225.00	1126.43	26.21	-8.05			
Lagos	Kerosene	One gallon (4.5litres)	555.94	675.75	739.00	660.00	757.62	905.56	658.68	718.89	662.78	496.19	488.33	500.53	1061.43	1040.00	1094.44	1028.13	881.05	1152.78	1468.53	1510.56	1242.50	1155.37	1112.22	975.00	997.22	903.16	912.11	950.56	1004.44	1000.00	1048.89	981.30	1017.62	1006.23	1096.52	931.15	1026.19	1158.82	1164.09	1009.33	1134.09	1134.09	1208.24	1188.95	21.16	-1.60			
Nassarawa	Kerosene	One gallon (4.5litres)	657.69	675.00	725.00	721.67	750.00	707.89	791.30	823.91	868.42	820.00	943.75	820.00	1000.00	1256.43	1137.50	951.24	863.68	1080.77	1182.14	1476.93	1037.50	1154.55	1051.63	910.50	917.50	1004.17	1005.26	1106.64	1275.00	1253.33	1203.13	1105.00	988.33	1000.00	1006.41	1009.22	1177.78	1145.45	1215.29	1144.44	1144.29	1164.29	1136.36	1150.32	10.60	12.67			
Niger	Kerosene	One gallon (4.5litres)	683.75	633.33	735.56	698.44	755.00	794.44	704.29	792.86	721.11	590.00	692.22	683.75	932.22	1039.00	1159.09	935.00	816.67	960.00	1700.00	1310.00	1218.89	1211.82	1088.89	1144.44	1170.00	1127.00	945.83	1105.00	1164.80	1215.00	1167.78	1143.85	997.00	985.73	945.83	965.83	1000.02	1020.00	1054.55	1100.00	1100.00	995.00	1066.92	1110.00	1183.33	18.6			

# Methodology

Field work is done solely by over 700 NBS Staff in all States of the federation supported by supervisors who are monitored by internal and external observers.

Fuel Prices are collected across all the 774 local governments across all States and the FCT from over 10,000 respondents and locations and reflect actual prices households state they actually bought those fuels together with the prices reportedly sold by the fuel suppliers.

The average of all these prices is then reported for each state and the average for the country is the average for the state.

NBS audit team subsequently conducts randomly selected verification of prices recorded.

# Acknowledgements/Contacts

## Acknowledgements

We acknowledge our technical partners, Proshare in the design, concept and production of this publication.





## Contact Us

 @nigerianstat

 NBSNigeria

 [www.nigerianstat.gov.ng](http://www.nigerianstat.gov.ng)

 **Head Office Address**  
Plot 762, Independence Avenue, Central  
Business District, FCT, Abuja Nigeria.

 +234 803 386 5388

 [feedback@nigerianstat.gov.ng](mailto:feedback@nigerianstat.gov.ng)