



NATIONAL BUREAU OF STATISTICS

Petroleum Products Imports and Consumption (Truck Out) Statistics

(Q4 2018)

Report Date: April 2019

Data Source: National Bureau of Statistics (NBS)


Contents

Executive Summary	1
Petroleum Products Importation Summary – Q4 2018	2
State Distribution of Truck-Out Volume -All States	
Abia	3
Adamawa	4
Akwa ibom	5
Anambra	6
Bauchi	7
Bayelsa	8
Benue	9
Borno	10
Cross river	11
Delta	12
Ebonyi	13
Edo	14
Ekiti	15
Enugu	16
Gombe	17
Imo	18
Jigawa	19
Kaduna	20
Kano	21
Katsina	22
Kebbi	23
Kogi	24
Kwara	25
Lagos	26
Nasarawa	27
Niger	28
Ogun	29
Ondo	30
Osun	31
Oyo	32
Plateau	33
Rivers	34
Sokoto	35
Taraba	36
Yobe	37
Zamfara	38
FCT	39
Total	40
Q4 2018 Daily Average	41
Methodology	42
Appendix	43
Acknowledgements/Contacts	50

Executive Summary

The petroleum products importation statistics for Q4 2018 reflected that 5.32 bln litres of premium motor spirits (PMS), 1.30 bln litres of automotive gas oil (AGO), 114.19 mln litres of dual purpose kerosene (DPK), 267.80 mln litres of aviation turbine kerosene (ATK), 50.73 mln litres of base oil, 42.38 mln litres of bitumen, 10.63 mln litres of low pour fuel oil (LPFO) and 331.78 mln litres of Liquefied Petroleum Gas (LPG) were imported into the country in Q4 2018.


State-wide distribution of truck-out volume for Q4 2018 showed that 5.17 bln of premium motor spirits (PMS), 1.16 bln litres of automotive gas oil (AGO), 81.12 mln litres of household kerosene (HHK), 256.73 mln litres of aviation turbine kerosene (ATK) and 137.53 mln of Liquefied Petroleum Gas (LPG) were distributed nationwide during the period under review.



Q4 2018 Petroleum Products Importation Summary


Volume = Litres

Q4 2018 CUMMULATIVE IMPORT VOLUME (LTR)



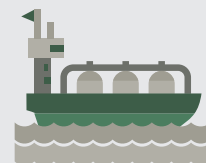
PMS

5,317,925,164.46



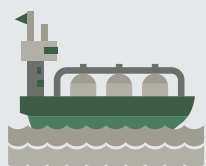
AGO

1,302,733,891.00



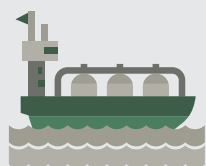
DPK

114,192,098.00



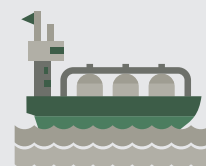
ATK

267,802,867.00



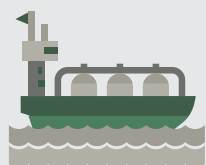
BASE OIL

50,727,855.00



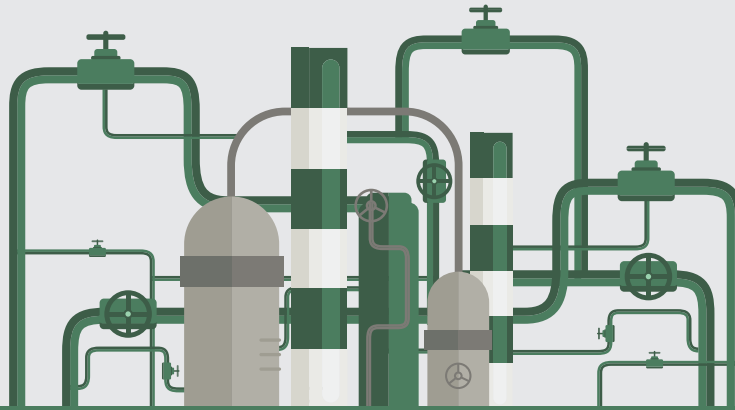
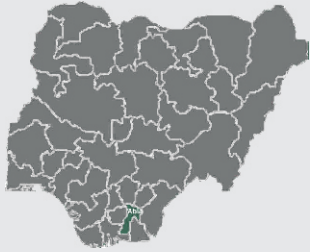
BITUMEN

42,382,878.00



LPFO

10,634,258.00



PREMIUM MOTOR SPIRIT



Number of Trucks

2,659



Volume In Litres

112,226,734



Percentage Share

2.17

HOUSEHOLD KEROSENE



Number of Trucks

133



Volume In Litres

5,198,773



Percentage Share

6.41

AUTOMOTIVE GAS OIL



Number of Trucks

469



Volume In Litres

16,064,453



Percentage Share

1.38

AVIATION TURBINE KEROSENE



Number of Trucks

1



Volume In Litres

49,993



Percentage Share

0.02

LPG



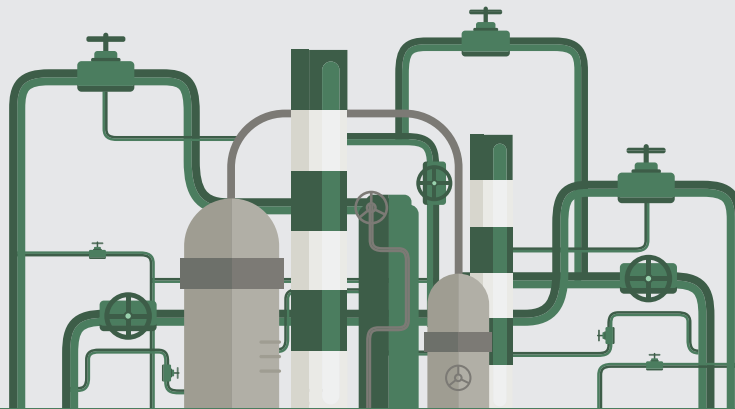
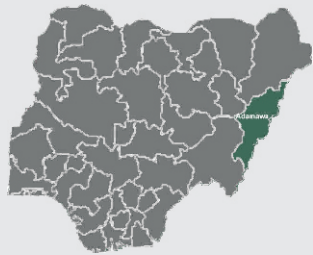
Quantity

1,740,405



Percentage Share

1.27



PREMIUM MOTOR SPIRIT



Number of Trucks

3,680



Volume In Litres

162,809,560



Percentage Share

3.15

HOUSEHOLD KEROSENE



Number of Trucks

16



Volume In Litres

650,000



Percentage Share

0.80

AUTOMOTIVE GAS OIL



Number of Trucks

300



Volume In Litres

12,105,997



Percentage Share

1.04

AVIATION TURBINE KEROSENE



Number of Trucks

2



Volume In Litres

85,000



Percentage Share

0.03

LPG



Quantity

200,380



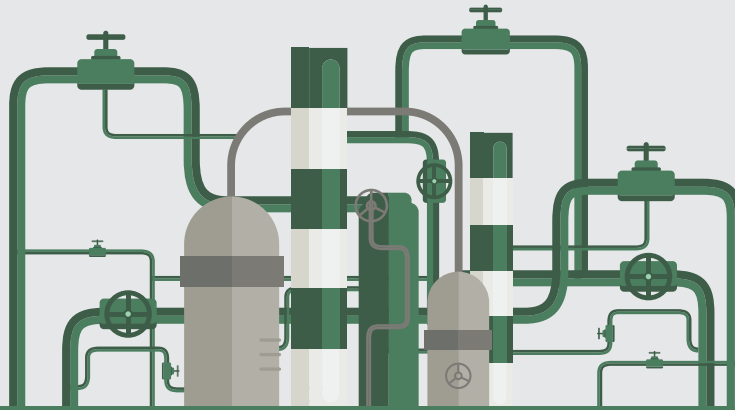
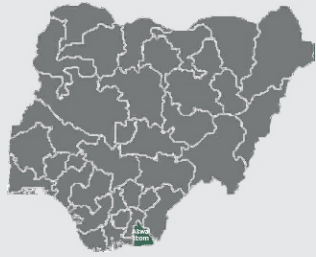
Percentage Share

0.15

Petroleum Products Importation and Consumption (Truck Out) – Q4 2018

State Distribution Of Truck-Out Volume

Akwa Ibom State



PREMIUM MOTOR SPIRIT



Number of Trucks

3,198



Volume In Litres

121,970,836



Percentage Share

2.36

HOUSEHOLD KEROSENE



Number of Trucks

120



Volume In Litres

3,210,500



Percentage Share

3.96

AUTOMOTIVE GAS OIL



Number of Trucks

434



Volume In Litres

21,949,972



Percentage Share

1.89

AVIATION TURBINE KEROSENE



Number of Trucks

25



Volume In Litres

1,027,053



Percentage Share

0.40

LPG



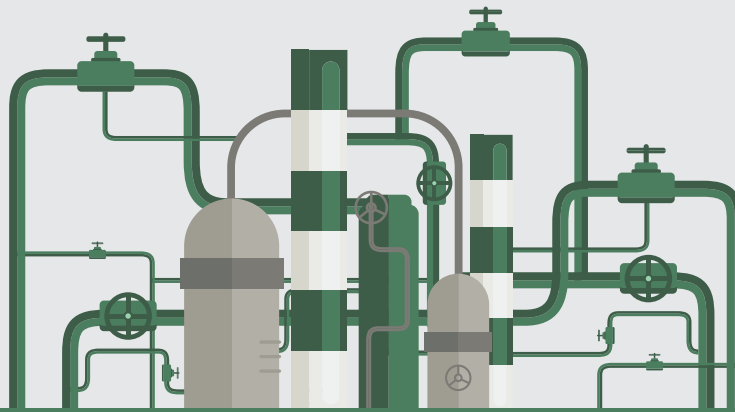
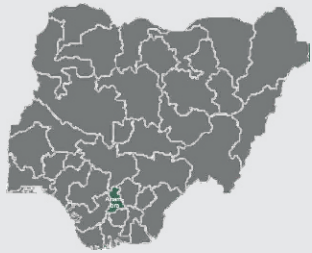
Quantity

2,251,409



Percentage Share

1.64



PREMIUM MOTOR SPIRIT



Number of Trucks

3,198



Volume In Litres

144,179,845



Percentage Share

2.79

HOUSEHOLD KEROSENE



Number of Trucks

134



Volume In Litres

4,883,329



Percentage Share

6.02

AUTOMOTIVE GAS OIL



Number of Trucks

610



Volume In Litres

22,474,027



Percentage Share

1.94

AVIATION TURBINE KEROSENE



Number of Trucks

14



Volume In Litres

629,973



Percentage Share

0.25

LPG



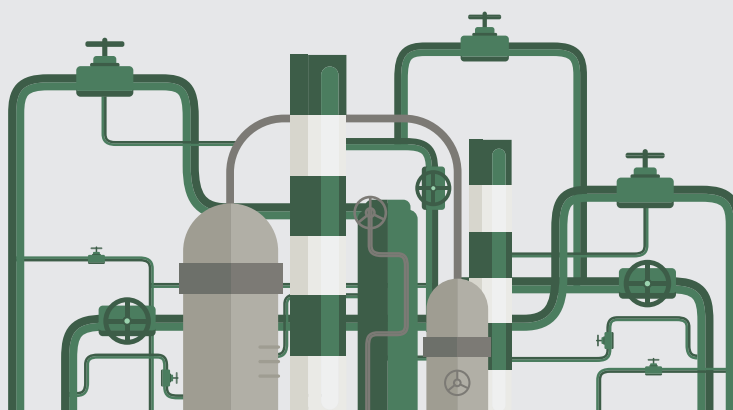
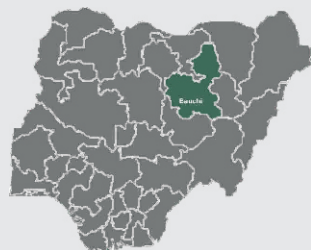
Quantity

6,977,326



Percentage Share

5.07



PREMIUM MOTOR SPIRIT



Number of Trucks

404



Volume In Litres

20,084,125



Percentage Share

0.39

HOUSEHOLD KEROSENE



Number of Trucks

28



Volume In Litres

934,443



Percentage Share

1.15

AUTOMOTIVE GAS OIL



Number of Trucks

84



Volume In Litres

3,622,957



Percentage Share

0.31

AVIATION TURBINE KEROSENE



Number of Trucks

0



Volume In Litres

0



Percentage Share

0.00

LPG



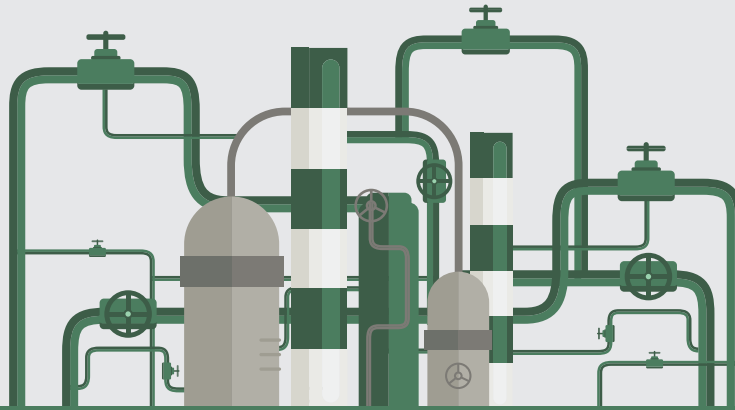
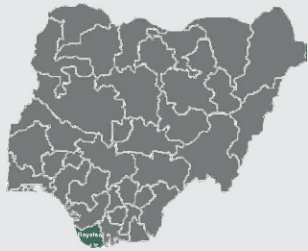
Quantity

1,493,922



Percentage Share

1.09



PREMIUM MOTOR SPIRIT



Number of Trucks

769



Volume In Litres

32,206,931



Percentage Share

0.62

HOUSEHOLD KEROSENE



Number of Trucks

0



Volume In Litres

0



Percentage Share

0.00

AUTOMOTIVE GAS OIL



Number of Trucks

87



Volume In Litres

2,876,590



Percentage Share

0.25

AVIATION TURBINE KEROSENE



Number of Trucks



Volume In Litres



Percentage Share

LPG



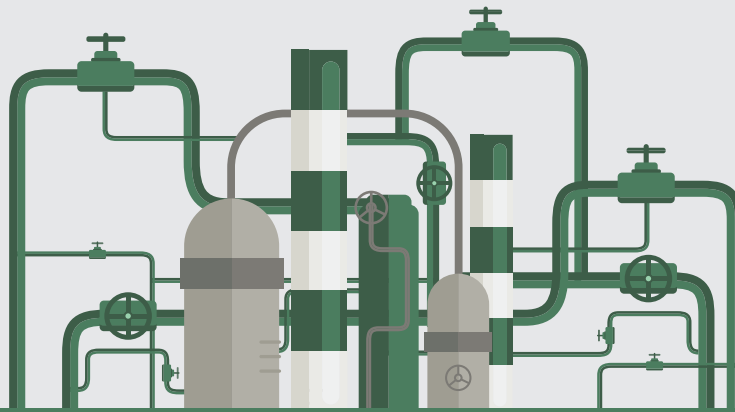
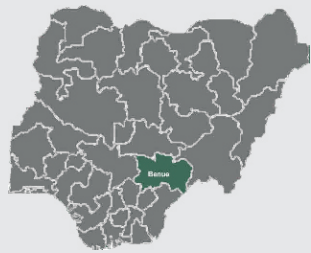
Quantity

1,402,105



Percentage Share

1.02



PREMIUM MOTOR SPIRIT



Number of Trucks

2,706



Volume In Litres

117,720,955



Percentage Share

2.28

HOUSEHOLD KEROSENE



Number of Trucks

43



Volume In Litres

1,144,495



Percentage Share

1.41

AUTOMOTIVE GAS OIL



Number of Trucks

524



Volume In Litres

19,442,226



Percentage Share

1.68

AVIATION TURBINE KEROSENE



Number of Trucks

2



Volume In Litres

80,000



Percentage Share

0.03

LPG



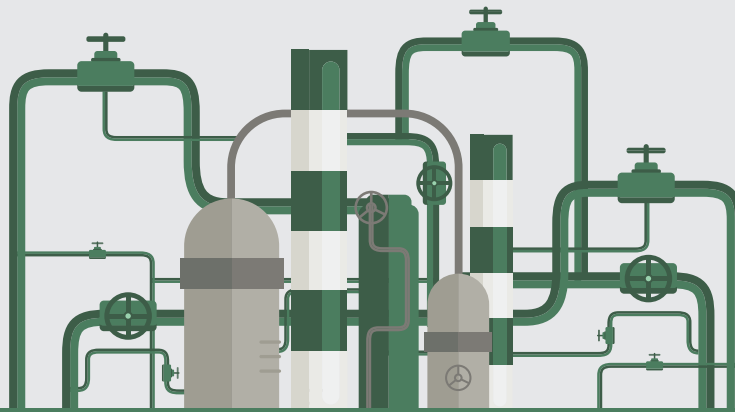
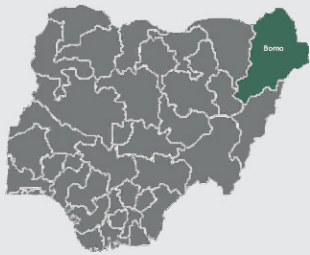
Quantity

995,026



Percentage Share

0.72



PREMIUM MOTOR SPIRIT



Number of Trucks

1,448



Volume In Litres

68,342,202



Percentage Share

1.32

HOUSEHOLD KEROSENE



Number of Trucks

37



Volume In Litres

833,495



Percentage Share

1.03

AUTOMOTIVE GAS OIL



Number of Trucks

273



Volume In Litres

11,601,184



Percentage Share

1.00

AVIATION TURBINE KEROSENE



Number of Trucks

9



Volume In Litres

378,991



Percentage Share

0.15

LPG



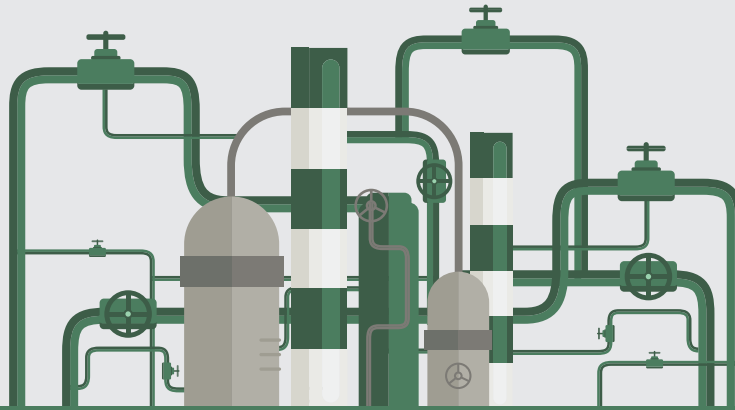
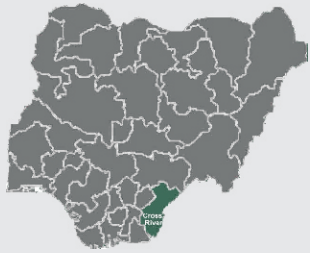
Quantity

961,730



Percentage Share

0.70



PREMIUM MOTOR SPIRIT



Number of Trucks

1,985



Volume In Litres

78,000,376



Percentage Share

1.51

HOUSEHOLD KEROSENE



Number of Trucks

96



Volume In Litres

2,394,989



Percentage Share

2.95

AUTOMOTIVE GAS OIL



Number of Trucks

426



Volume In Litres

14,200,165



Percentage Share

1.22

AVIATION TURBINE KEROSENE



Number of Trucks

10



Volume In Litres

447,993



Percentage Share

0.17

LPG



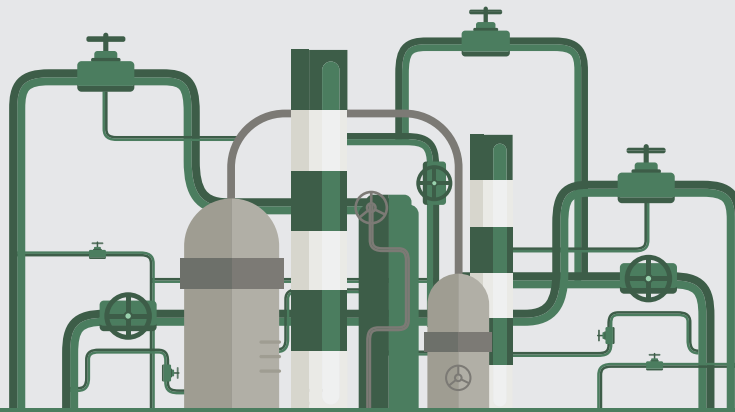
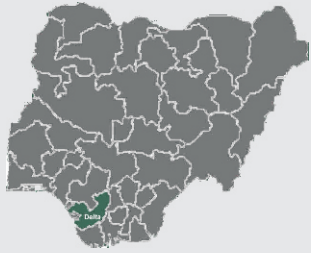
Quantity

13,074,479



Percentage Share

9.51



PREMIUM MOTOR SPIRIT



Number of Trucks

6,013



Volume In Litres

224,492,382



Percentage Share

4.35

HOUSEHOLD KEROSENE



Number of Trucks

415



Volume In Litres

10,749,894



Percentage Share

13.25

AUTOMOTIVE GAS OIL



Number of Trucks

1,201



Volume In Litres

39,540,371



Percentage Share

3.41

AVIATION TURBINE KEROSENE



Number of Trucks

7



Volume In Litres

301,992



Percentage Share

0.12

LPG



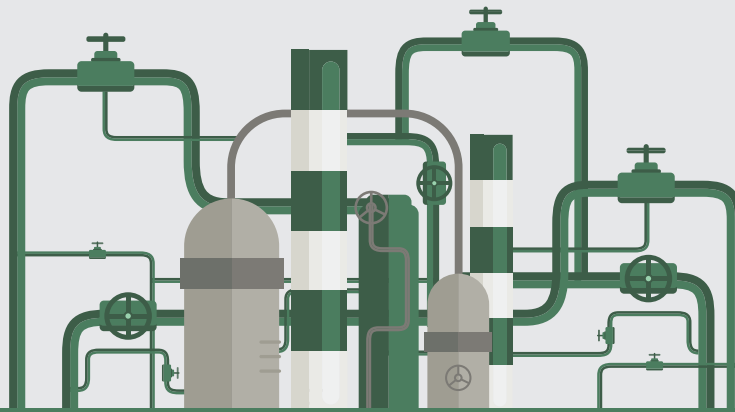
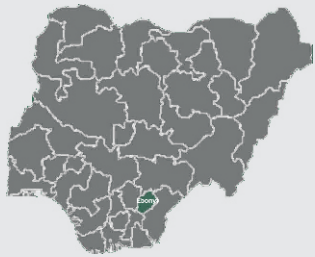
Quantity

1,167,335



Percentage Share

0.85



PREMIUM MOTOR SPIRIT



Number of Trucks

713



Volume In Litres

29,468,251



Percentage Share

0.57

HOUSEHOLD KEROSENE



Number of Trucks

16



Volume In Litres

439,500



Percentage Share

0.54

AUTOMOTIVE GAS OIL



Number of Trucks

177



Volume In Litres

6,487,895



Percentage Share

0.56

AVIATION TURBINE KEROSENE



Number of Trucks

0



Volume In Litres

0



Percentage Share

0.00

LPG



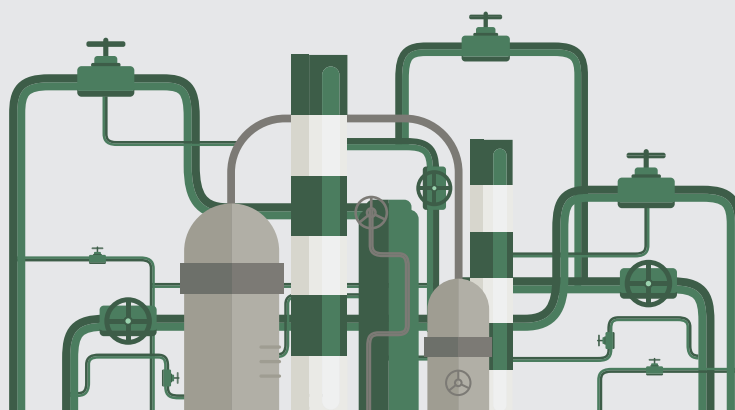
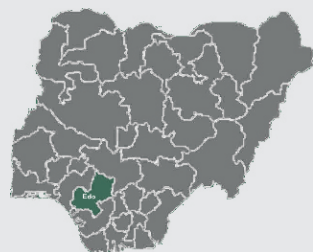

Quantity

12,552,123



Percentage Share

9.13



PREMIUM MOTOR SPIRIT



Number of Trucks

4,280



Volume In Litres

161,520,965



Percentage Share

3.13

HOUSEHOLD KEROSENE



Number of Trucks

112



Volume In Litres

2,237,794



Percentage Share

2.76

AUTOMOTIVE GAS OIL



Number of Trucks

1,174



Volume In Litres

41,847,899



Percentage Share

3.61

AVIATION TURBINE KEROSENE



Number of Trucks

3



Volume In Litres

120,996



Percentage Share

0.05

LPG



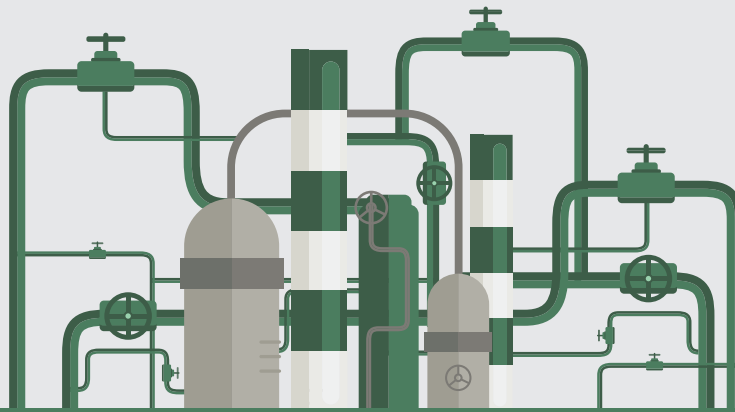
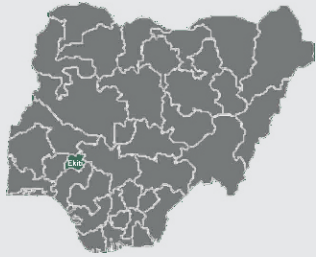
Quantity

1,145,691



Percentage Share

0.83



PREMIUM MOTOR SPIRIT



Number of Trucks

779



Volume In Litres

28,384,993



Percentage Share

0.55

HOUSEHOLD KEROSENE



Number of Trucks

7



Volume In Litres

278,993



Percentage Share

0.34

AUTOMOTIVE GAS OIL



Number of Trucks

102



Volume In Litres

3,303,299



Percentage Share

0.28

AVIATION TURBINE KEROSENE



Number of Trucks

0



Volume In Litres

0



Percentage Share

0.00

LPG



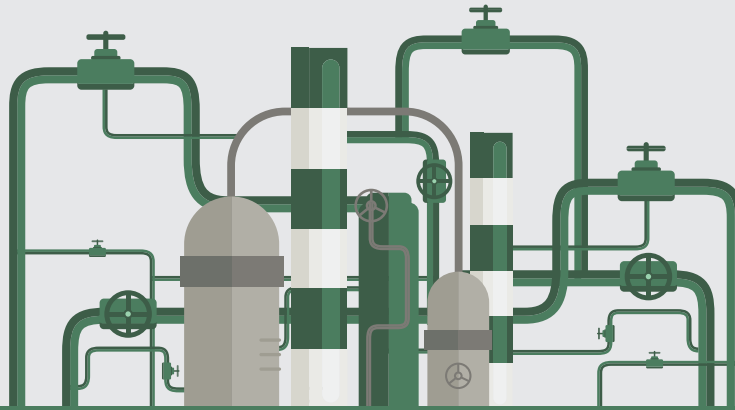
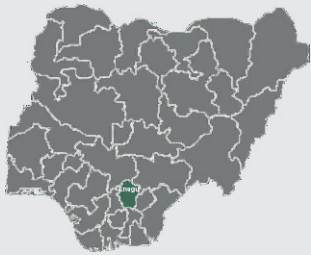
Quantity

5,731,225



Percentage Share

4.17



PREMIUM MOTOR SPIRIT



Number of Trucks

4,464



Volume In Litres

198,423,408



Percentage Share

3.84

HOUSEHOLD KEROSENE



Number of Trucks

78



Volume In Litres

2,410,994



Percentage Share

2.97

AUTOMOTIVE GAS OIL



Number of Trucks

621



Volume In Litres

22,538,896



Percentage Share

1.94

AVIATION TURBINE KEROSENE



Number of Trucks

69



Volume In Litres

2,862,490



Percentage Share

1.11

LPG



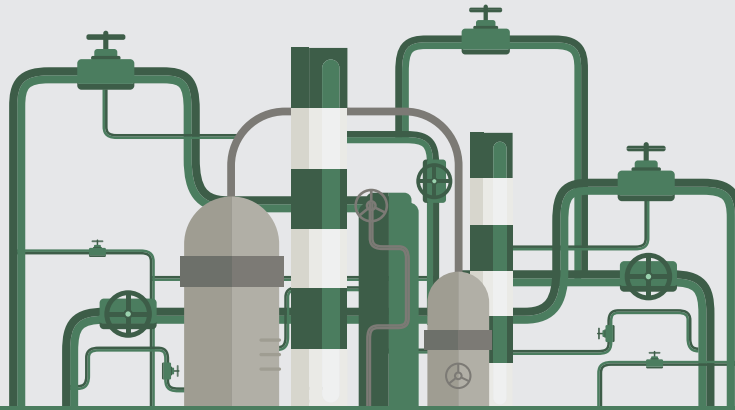
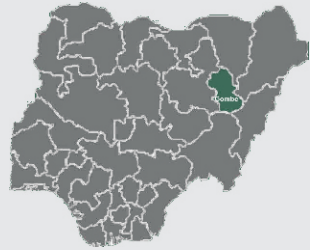
Quantity

8,817,427



Percentage Share

6.41



PREMIUM MOTOR SPIRIT



Number of Trucks

1,803



Volume In Litres

81,248,183



Percentage Share

1.57

HOUSEHOLD KEROSENE



Number of Trucks

5



Volume In Litres

211,000



Percentage Share

0.26

AUTOMOTIVE GAS OIL



Number of Trucks

187



Volume In Litres

7,815,466



Percentage Share

0.67

AVIATION TURBINE KEROSENE



Number of Trucks

0



Volume In Litres

0



Percentage Share

0.00

LPG



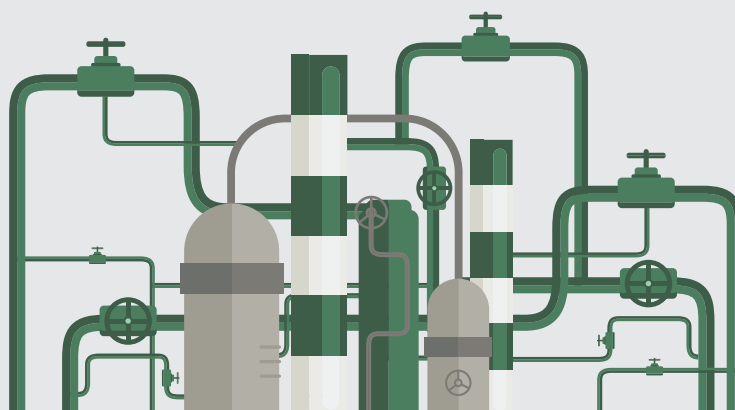
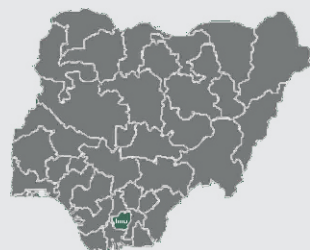

Quantity

1,958,210



Percentage Share

1.42



PREMIUM MOTOR SPIRIT



Number of Trucks

2,685



Volume In Litres

120,126,708



Percentage Share

2.33

HOUSEHOLD KEROSENE



Number of Trucks

60



Volume In Litres

2,234,511



Percentage Share

2.75

AUTOMOTIVE GAS OIL



Number of Trucks

367



Volume In Litres

12,951,139



Percentage Share

1.12

AVIATION TURBINE KEROSENE



Number of Trucks

15



Volume In Litres

613,964



Percentage Share

0.24

LPG



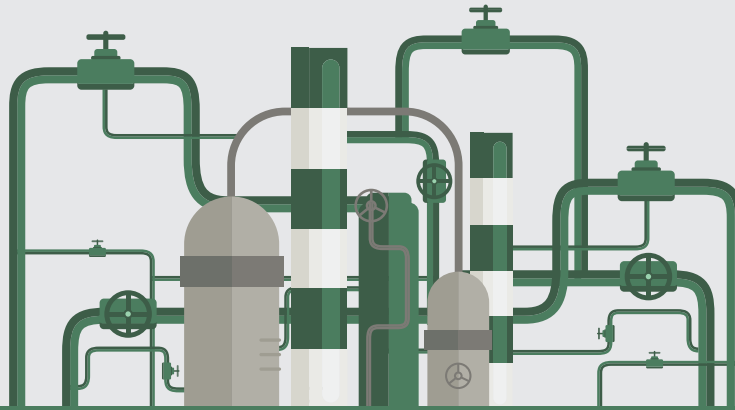
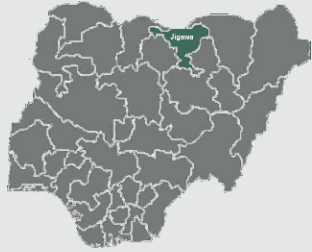
Quantity

4,201,778



Percentage Share

3.06



PREMIUM MOTOR SPIRIT



Number of Trucks

298



Volume In Litres

13,392,639



Percentage Share

0.26

HOUSEHOLD KEROSENE



Number of Trucks

22



Volume In Litres

574,515



Percentage Share

0.71

AUTOMOTIVE GAS OIL



Number of Trucks

39



Volume In Litres

1,597,883



Percentage Share

0.14

AVIATION TURBINE KEROSENE



Number of Trucks

0



Volume In Litres

0



Percentage Share

0.00

LPG



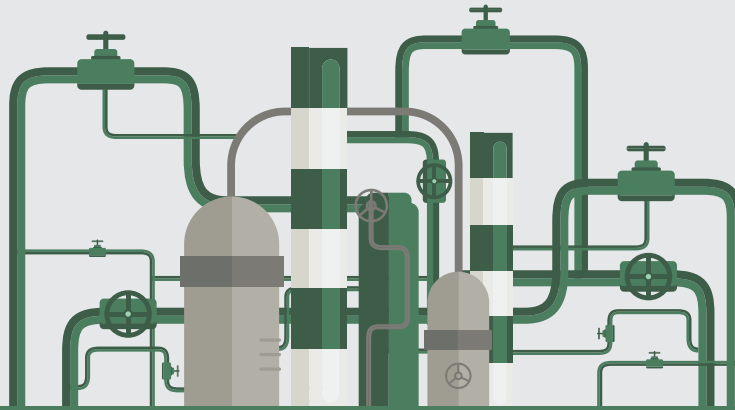
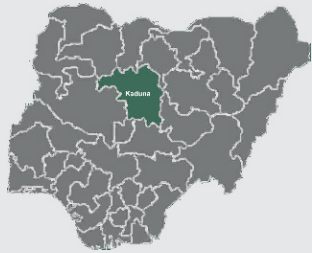
Quantity

9,013,126



Percentage Share

6.55



PREMIUM MOTOR SPIRIT



Number of Trucks

4,409



Volume In Litres

188,323,184



Percentage Share

3.65

HOUSEHOLD KEROSENE



Number of Trucks

109



Volume In Litres

3,407,963



Percentage Share

4.20

AUTOMOTIVE GAS OIL



Number of Trucks

728



Volume In Litres

29,250,693



Percentage Share

2.52

AVIATION TURBINE KEROSENE



Number of Trucks

38



Volume In Litres

1,840,999



Percentage Share

0.72

LPG



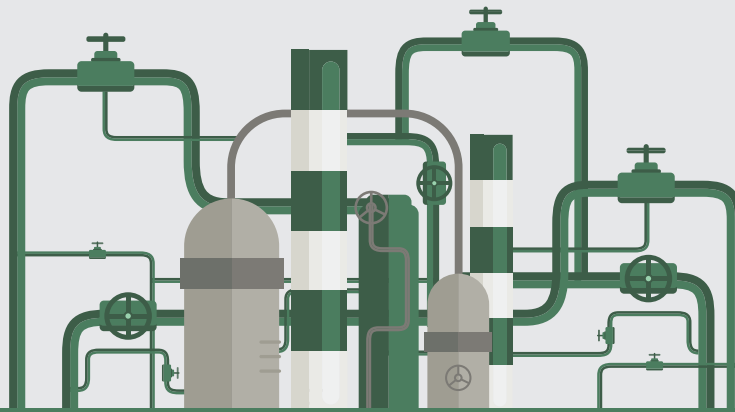
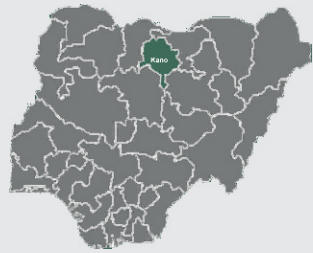
Quantity

3,536,356



Percentage Share

2.57



PREMIUM MOTOR SPIRIT



Number of Trucks

9,887



Volume In Litres

460,666,900



Percentage Share

8.92

HOUSEHOLD KEROSENE



Number of Trucks

63



Volume In Litres

2,944,394



Percentage Share

3.63

AUTOMOTIVE GAS OIL



Number of Trucks

1,342



Volume In Litres

54,921,653



Percentage Share

4.73

AVIATION TURBINE KEROSENE



Number of Trucks

119



Volume In Litres

5,206,455



Percentage Share

2.03

LPG



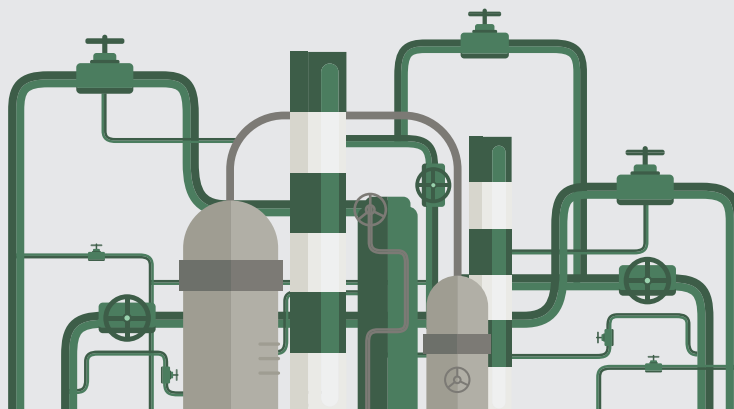
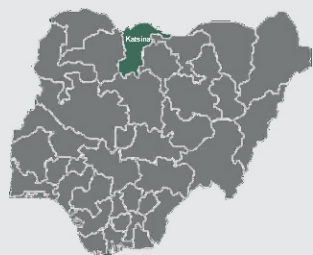

Quantity

128,786



Percentage Share

0.09



PREMIUM MOTOR SPIRIT



Number of Trucks

566



Volume In Litres

24,241,063



Percentage Share

0.47

HOUSEHOLD KEROSENE



Number of Trucks

50



Volume In Litres

1,745,992



Percentage Share

2.15

AUTOMOTIVE GAS OIL



Number of Trucks

175



Volume In Litres

6,681,033



Percentage Share

0.58

AVIATION TURBINE KEROSENE



Number of Trucks

1



Volume In Litres

45,000



Percentage Share

0.02

LPG



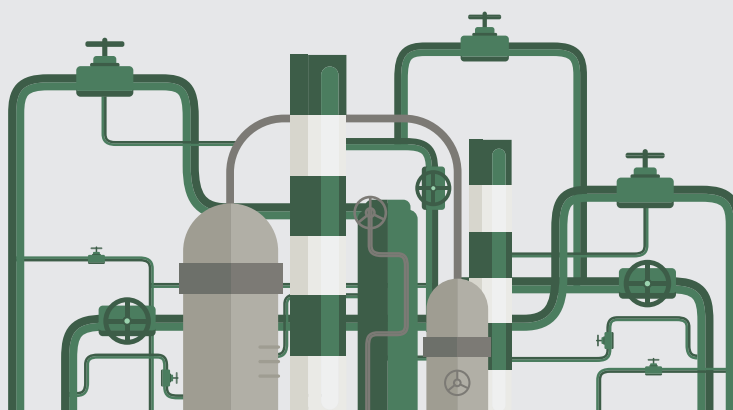
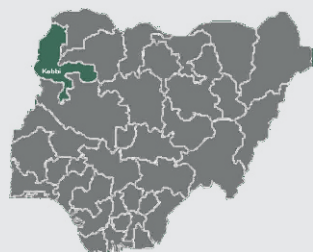

Quantity

2,728,590



Percentage Share

1.98



PREMIUM MOTOR SPIRIT



Number of Trucks

455



Volume In Litres

18,959,669



Percentage Share

0.37

HOUSEHOLD KEROSENE



Number of Trucks

8



Volume In Litres

363,000



Percentage Share

0.45

AUTOMOTIVE GAS OIL



Number of Trucks

411



Volume In Litres

15,148,206



Percentage Share

1.31

AVIATION TURBINE KEROSENE



Number of Trucks

0



Volume In Litres

0



Percentage Share

0.00

LPG



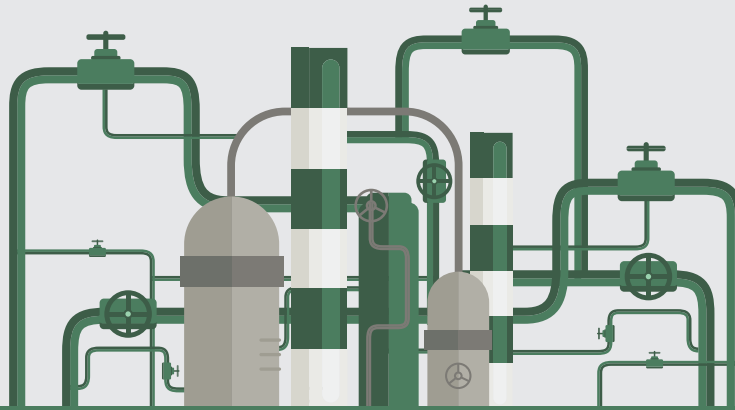
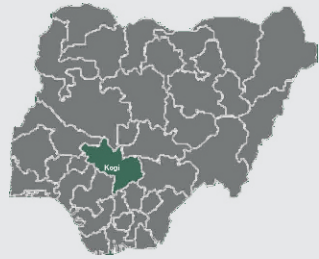
Quantity

3,089,109



Percentage Share

2.25



PREMIUM MOTOR SPIRIT



Number of Trucks

791



Volume In Litres

32,627,094



Percentage Share

0.63

HOUSEHOLD KEROSENE



Number of Trucks

48



Volume In Litres

1,534,000



Percentage Share

1.89

AUTOMOTIVE GAS OIL



Number of Trucks

948



Volume In Litres

38,182,044



Percentage Share

3.29

AVIATION TURBINE KEROSENE



Number of Trucks

1



Volume In Litres

33,000



Percentage Share

0.01

LPG



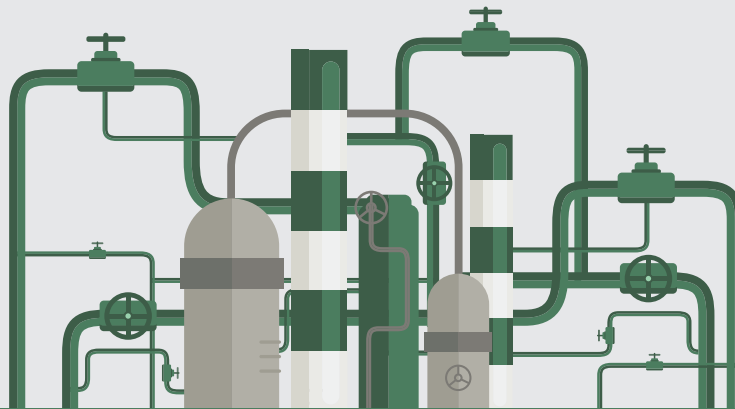
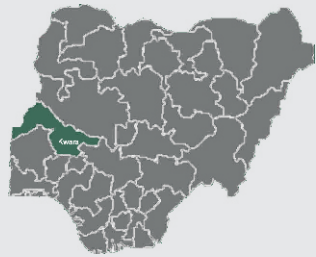
Quantity

25,487,871



Percentage Share

18.53



PREMIUM MOTOR SPIRIT



Number of Trucks

4,193



Volume In Litres

151,349,964



Percentage Share

2.93

HOUSEHOLD KEROSENE



Number of Trucks

51



Volume In Litres

1,329,010



Percentage Share

1.64

AUTOMOTIVE GAS OIL



Number of Trucks

713



Volume In Litres

23,713,085



Percentage Share

2.04

AVIATION TURBINE KEROSENE



Number of Trucks

4



Volume In Litres

135,000



Percentage Share

0.05

LPG



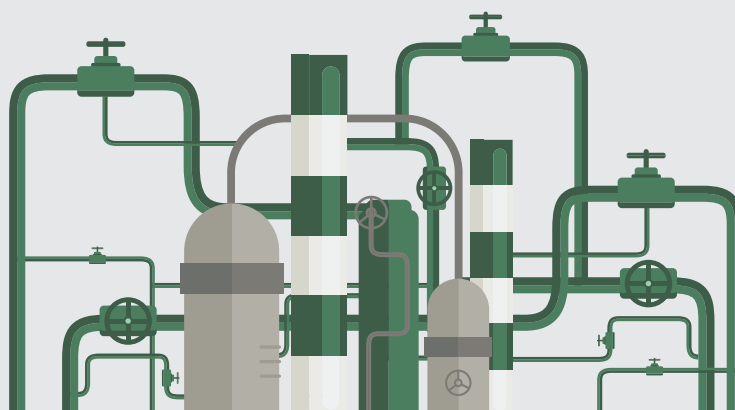
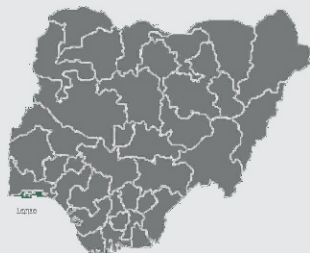

Quantity

1,091,927



Percentage Share

0.79



PREMIUM MOTOR SPIRIT



Number of Trucks

23,154



Volume In Litres

830,515,615



Percentage Share

16.08

HOUSEHOLD KEROSENE



Number of Trucks

208



Volume In Litres

5,239,341



Percentage Share

6.46

AUTOMOTIVE GAS OIL



Number of Trucks

12,761



Volume In Litres

336,967,275



Percentage Share

29.05

AVIATION TURBINE KEROSENE



Number of Trucks

5,322



Volume In Litres

204,304,687



Percentage Share

79.58

LPG



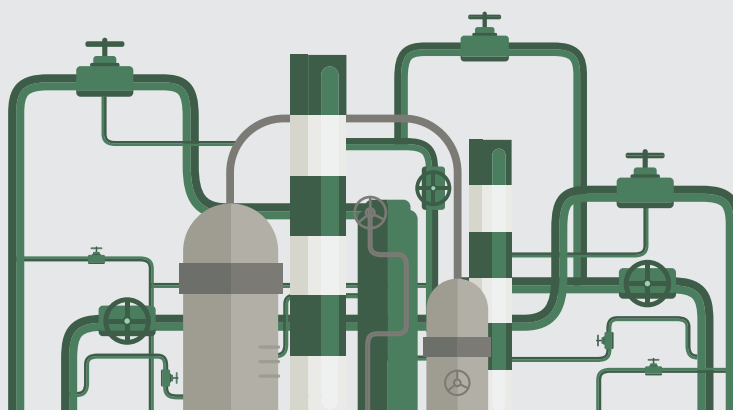
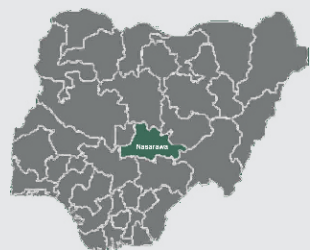

Quantity

2,084,051



Percentage Share

1.52



PREMIUM MOTOR SPIRIT



Number of Trucks

815



Volume In Litres

34,042,690



Percentage Share

0.66

HOUSEHOLD KEROSENE



Number of Trucks

8



Volume In Litres

353,000



Percentage Share

0.44

AUTOMOTIVE GAS OIL



Number of Trucks

112



Volume In Litres

4,619,991



Percentage Share

0.40

AVIATION TURBINE KEROSENE



Number of Trucks

0



Volume In Litres

0



Percentage Share

0.00

LPG



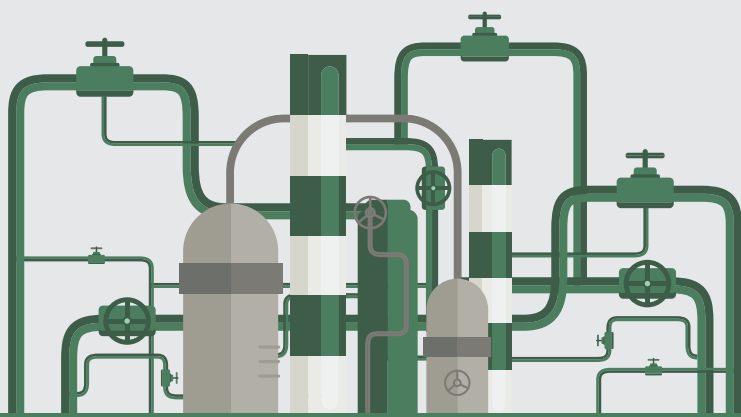
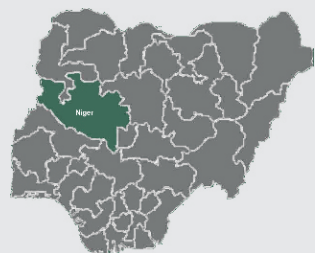

Quantity

1,615,900



Percentage Share

1.17



PREMIUM MOTOR SPIRIT



Number of Trucks

5,243



Volume In Litres

225,390,814



Percentage Share

4.36

HOUSEHOLD KEROSENE



Number of Trucks

53



Volume In Litres

2,019,492



Percentage Share

2.49

AUTOMOTIVE GAS OIL



Number of Trucks

1,188



Volume In Litres

50,106,878



Percentage Share

4.32

AVIATION TURBINE KEROSENE



Number of Trucks

5



Volume In Litres

160,000



Percentage Share

0.06

LPG



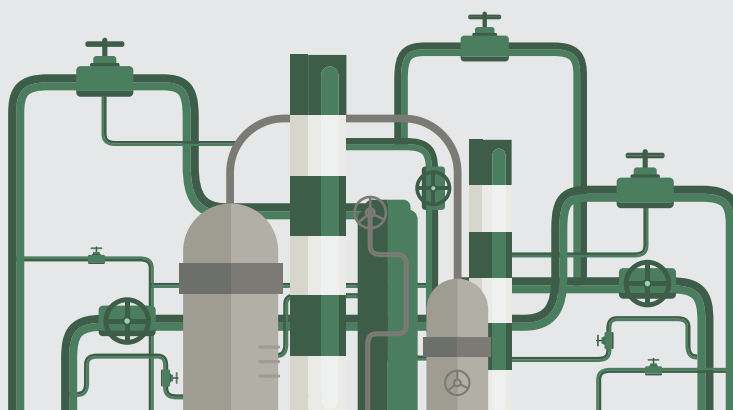
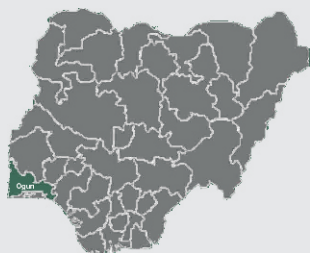

Quantity

1,437,171



Percentage Share

1.05



PREMIUM MOTOR SPIRIT



Number of Trucks

6,569



Volume In Litres

238,757,476



Percentage Share

4.62

HOUSEHOLD KEROSENE



Number of Trucks

202



Volume In Litres

5,983,404



Percentage Share

7.38

AUTOMOTIVE GAS OIL



Number of Trucks

3,403



Volume In Litres

112,268,589



Percentage Share

9.68

AVIATION TURBINE KEROSENE



Number of Trucks

44



Volume In Litres

1,234,992



Percentage Share

0.48

LPG



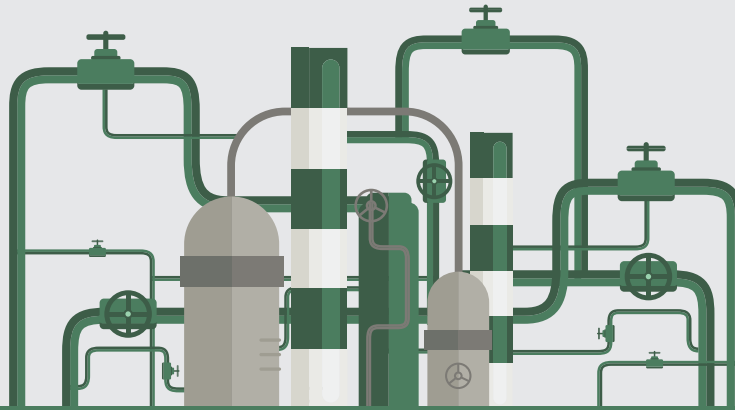
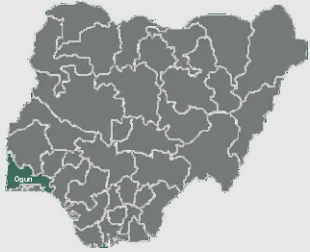
Quantity

3,676,852



Percentage Share

2.67



PREMIUM MOTOR SPIRIT



Number of Trucks

3,817



Volume In Litres

141,383,694



Percentage Share

2.74

HOUSEHOLD KEROSENE



Number of Trucks

19



Volume In Litres

562,000



Percentage Share

0.69

AUTOMOTIVE GAS OIL



Number of Trucks

345



Volume In Litres

11,538,185



Percentage Share

0.99

AVIATION TURBINE KEROSENE



Number of Trucks

5



Volume In Litres

165,000



Percentage Share

0.06

LPG



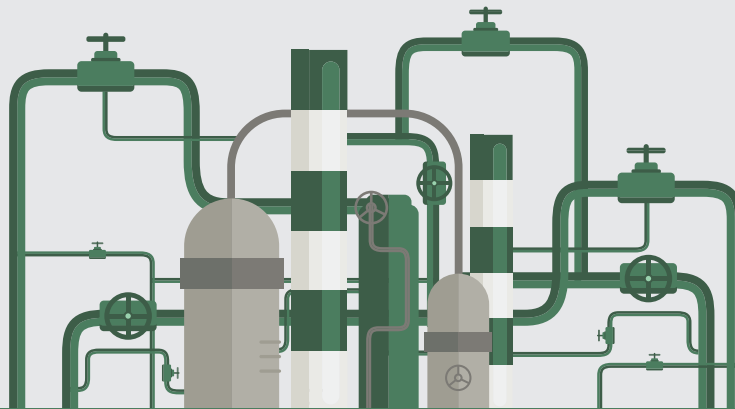
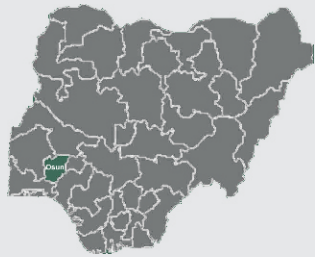
Quantity

5,897,344



Percentage Share

4.29



PREMIUM MOTOR SPIRIT



Number of Trucks

2,240



Volume In Litres

77,603,152



Percentage Share

1.50

HOUSEHOLD KEROSENE



Number of Trucks

47



Volume In Litres

1,293,003



Percentage Share

1.59

AUTOMOTIVE GAS OIL



Number of Trucks

290



Volume In Litres

9,271,700



Percentage Share

0.80

AVIATION TURBINE KEROSENE



Number of Trucks

9



Volume In Litres

362,000



Percentage Share

0.14

LPG



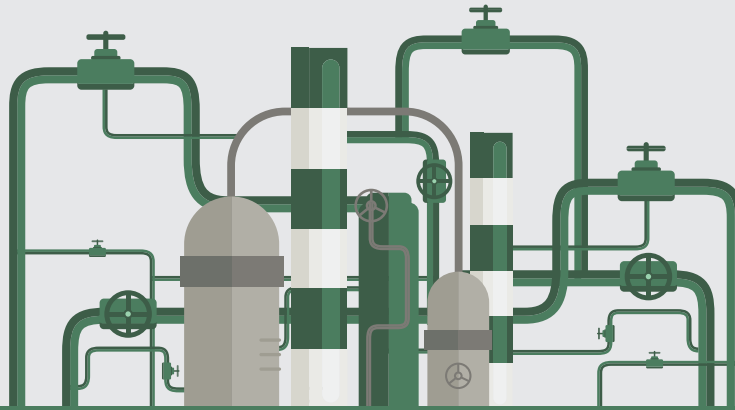
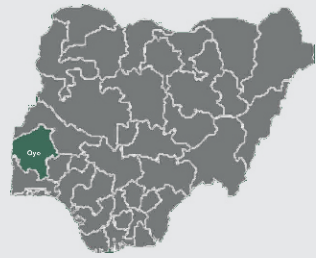
Quantity

11,877,586



Percentage Share

8.64



PREMIUM MOTOR SPIRIT



Number of Trucks

6,852



Volume In Litres

237,506,981



Percentage Share

4.60

HOUSEHOLD KEROSENE



Number of Trucks

92



Volume In Litres

2,385,032



Percentage Share

2.94

AUTOMOTIVE GAS OIL



Number of Trucks

1,465



Volume In Litres

45,233,611



Percentage Share

3.90

AVIATION TURBINE KEROSENE



Number of Trucks

21



Volume In Litres

680,999



Percentage Share

0.27

LPG



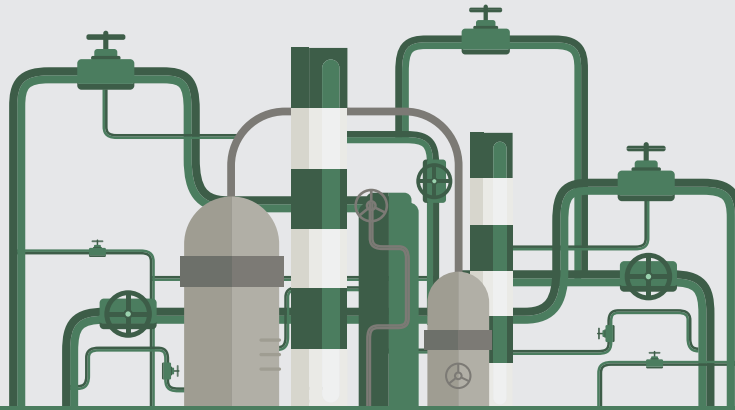
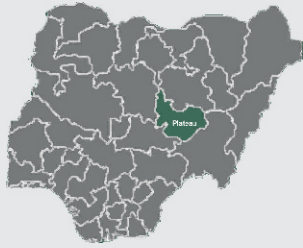
Quantity

598,873



Percentage Share

0.44



PREMIUM MOTOR SPIRIT



Number of Trucks

2,649



Volume In Litres

115,276,850



Percentage Share

2.23

HOUSEHOLD KEROSENE



Number of Trucks

34



Volume In Litres

1,241,487



Percentage Share

1.53

AUTOMOTIVE GAS OIL



Number of Trucks

352



Volume In Litres

14,100,815



Percentage Share

1.22

AVIATION TURBINE KEROSENE



Number of Trucks

8



Volume In Litres

327,980



Percentage Share

0.13

LPG



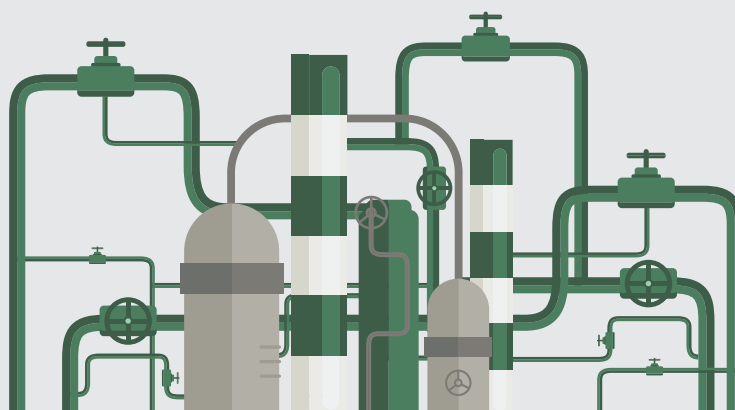
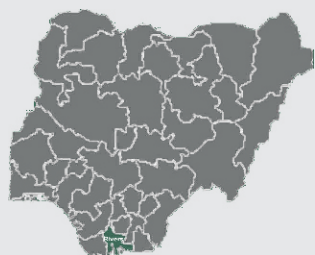

Quantity

0



Percentage Share

0.00



PREMIUM MOTOR SPIRIT



Number of Trucks

5,000



Volume In Litres

208,413,546



Percentage Share

4.03

HOUSEHOLD KEROSENE



Number of Trucks

43



Volume In Litres

1,627,134



Percentage Share

2.01

AUTOMOTIVE GAS OIL



Number of Trucks

1,885



Volume In Litres

87,879,353



Percentage Share

7.58

AVIATION TURBINE KEROSENE



Number of Trucks

113



Volume In Litres

4,335,825



Percentage Share

1.69

LPG



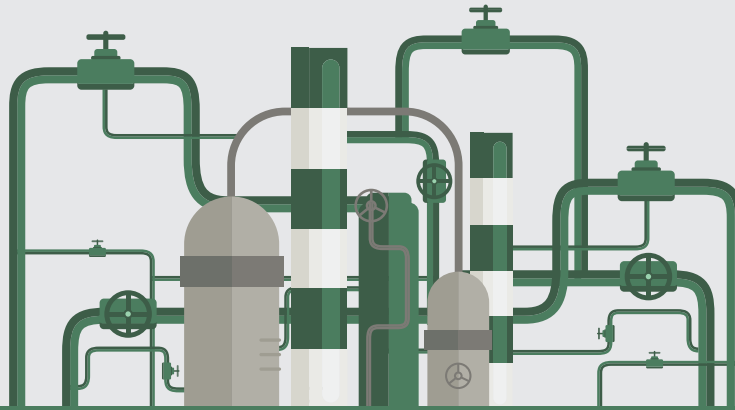
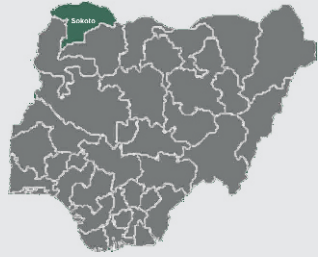
Quantity

35,768



Percentage Share

0.03



PREMIUM MOTOR SPIRIT



Number of Trucks

564



Volume In Litres

24,430,650



Percentage Share

0.47

HOUSEHOLD KEROSENE



Number of Trucks

21



Volume In Litres

739,001



Percentage Share

0.91

AUTOMOTIVE GAS OIL



Number of Trucks

316



Volume In Litres

13,075,002



Percentage Share

1.13

AVIATION TURBINE KEROSENE



Number of Trucks

5



Volume In Litres

221,001



Percentage Share

0.09

LPG



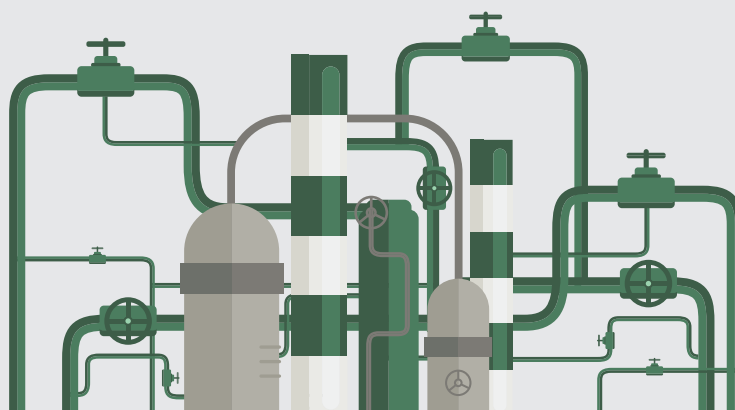
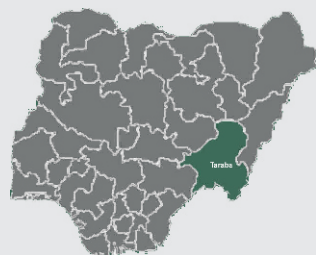

Quantity

258,351



Percentage Share

0.19



PREMIUM MOTOR SPIRIT



Number of Trucks

597



Volume In Litres

23,639,001



Percentage Share

0.46

HOUSEHOLD KEROSENE



Number of Trucks

9



Volume In Litres

311,000



Percentage Share

0.38

AUTOMOTIVE GAS OIL



Number of Trucks

67



Volume In Litres

2,579,981



Percentage Share

0.22

AVIATION TURBINE KEROSENE



Number of Trucks

0



Volume In Litres

0



Percentage Share

0.00

LPG



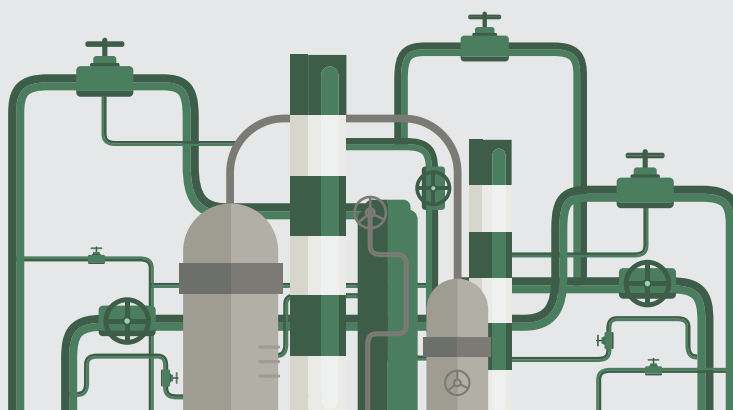
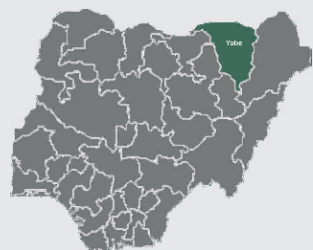

Quantity

0



Percentage Share

0.00



PREMIUM MOTOR SPIRIT



Number of Trucks

154



Volume In Litres

7,174,686



Percentage Share

0.14

HOUSEHOLD KEROSENE



Number of Trucks

0



Volume In Litres

0



Percentage Share

0.00

AUTOMOTIVE GAS OIL



Number of Trucks

44



Volume In Litres

1,951,999



Percentage Share

0.17

AVIATION TURBINE KEROSENE



Number of Trucks

0



Volume In Litres

0



Percentage Share

0.0

LPG



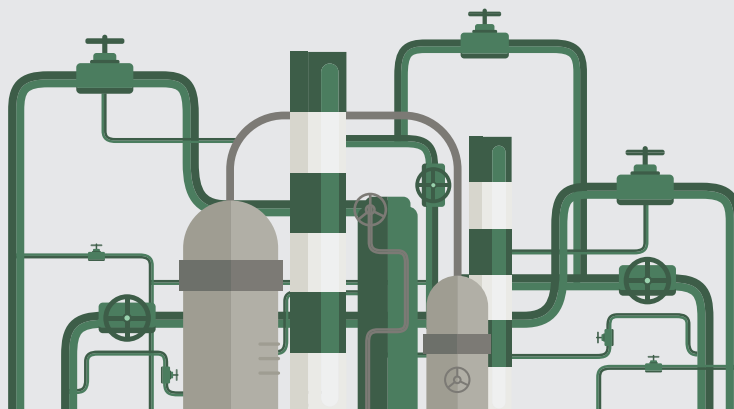
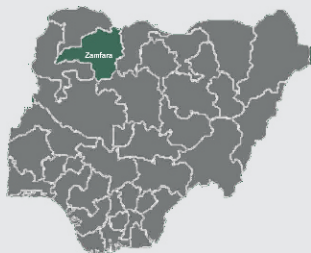

Quantity

0



Percentage Share

0.00



PREMIUM MOTOR SPIRIT



Number of Trucks

3,756



Volume In Litres

168,998,019



Percentage Share

3.27

HOUSEHOLD KEROSENE



Number of Trucks

13



Volume In Litres

483,498



Percentage Share

0.60

AUTOMOTIVE GAS OIL



Number of Trucks

337



Volume In Litres

12,287,933



Percentage Share

1.06

AVIATION TURBINE KEROSENE



Number of Trucks

2



Volume In Litres

82,000



Percentage Share

0.03

LPG



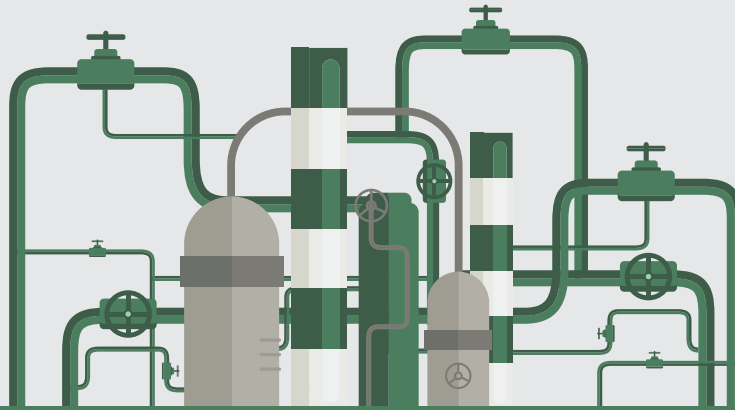
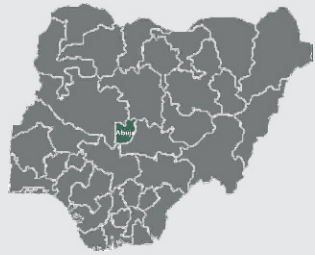
Quantity

44,756



Percentage Share

0.03



PREMIUM MOTOR SPIRIT



Number of Trucks

5,701



Volume In Litres

241,839,275



Percentage Share

4.68

HOUSEHOLD KEROSENE



Number of Trucks

235



Volume In Litres

9,166,562



Percentage Share

11.30

AUTOMOTIVE GAS OIL



Number of Trucks

723



Volume In Litres

29,896,292



Percentage Share

2.58

AVIATION TURBINE KEROSENE



Number of Trucks

715



Volume In Litres

30,996,892



Percentage Share

12.07

LPG



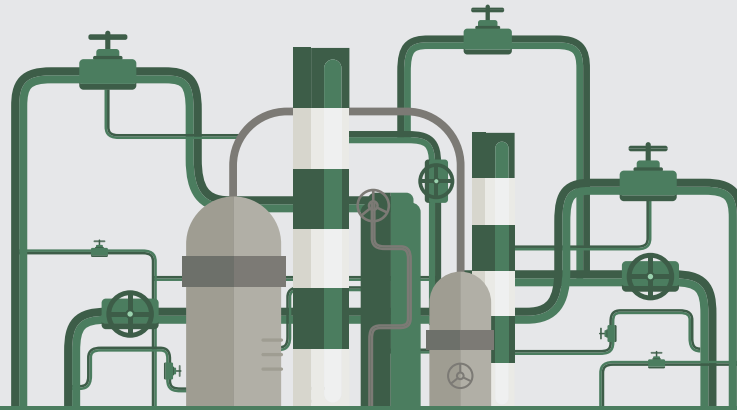
Quantity

255,200



Percentage Share

0.19



PREMIUM MOTOR SPIRIT



Number of Trucks

128,494



Volume In Litres

5,165,739,416



Percentage Share

100

HOUSEHOLD KEROSENE



Number of Trucks

2,635



Volume In Litres

81,115,538



Percentage Share

100

AUTOMOTIVE GAS OIL



Number of Trucks

34,680



Volume In Litres

1,160,094,737



Percentage Share

100

AVIATION TURBINE KEROSENE



Number of Trucks

6,569



Volume In Litres

256,730,275



Percentage Share

100

LPG



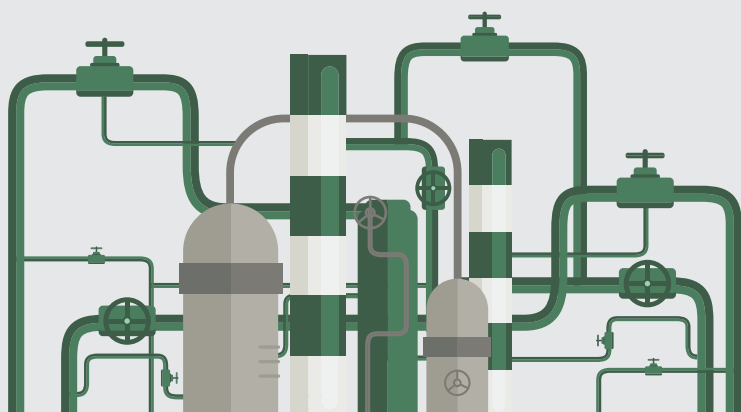

Quantity

137,528,188



Percentage Share

100.00



PREMIUM MOTOR SPIRIT



Number of Trucks

1,397



Volume In Litres

56,149,341



Percentage Share

HOUSEHOLD KEROSENE



Number of Trucks

29



Volume In Litres

881,691



Percentage Share

AUTOMOTIVE GAS OIL



Number of Trucks

377



Volume In Litres

12,609,725



Percentage Share

AVIATION TURBINE KEROSENE



Number of Trucks

71



Volume In Litres

2,790,546



Percentage Share

Methodology

Data is provided by the Petroleum Products and Pricing Regulatory Agency (PPPRA) and verified and validated by the National Bureau of Statistics (NBS)

1. Volumes refers to products discharged within a month and is based on actual quantities discharged during the month.
2. Average landing cost per month is the average landing cost (SVH) of the product during the period of discharge.
3. The value of the product is estimated value based on the average landing cost of the product as at the month of discharge.
4. Discharge Date - Date the product was received is the reference period for this report.

**STATE DISTRIBUTION OF TRUCK-OUT VOLUME q4, 2018
PREMIUM MOTOR SPIRIT (PMS)**

STATE	OCTOBER, 2018		NOVEMBER, 2018		DECEMBER, 2018		4TH QUARTER 2018		
	NO OF TRKS	VOLUME IN LITRES	NO OF TRKS	VOLUME IN LITRES	NO OF TRKS	VOLUME IN LITRES	NO OF TRKS	VOLUME IN LITRES	Q4 Daily AVG IN LITRES
Abia	887	37,259,662	812	34,128,648	960	40,838,424	2,659	112,226,734	1,219,855.80
Adamawa	1,282	56,443,435	1,243	55,065,398	1,155	51,300,727	3,680	162,809,560	1,769,669.13
Akwa Ibom	1,066	40,433,877	1,017	38,932,572	1,115	42,604,387	3,198	121,970,836	1,325,769.96
Anambra	1,015	45,719,088	1,056	47,427,442	1,127	51,033,315	3,198	144,179,845	1,567,172.23
Bauchi	122	6,427,091	105	5,463,498	177	8,193,536	404	20,084,125	218,305.71
Bayelsa	267	11,325,637	271	11,214,861	231	9,666,433	769	32,206,931	350,075.34
Benue	931	40,227,103	885	38,590,769	890	38,903,083	2,706	117,720,955	1,279,575.60
Borno	422	19,868,406	526	24,884,316	500	23,589,480	1,448	68,342,202	742,850.02
Cross River	633	24,712,540	667	26,186,488	685	27,101,348	1,985	78,000,376	847,830.17
Delta	1,865	69,402,110	1,983	73,564,482	2,165	81,525,790	6,013	224,492,382	2,440,134.59
Ebonyi	209	8,775,455	221	9,185,937	283	11,506,859	713	29,468,251	320,307.08
Edo	1,353	50,968,897	1,393	52,514,112	1,534	58,037,956	4,280	161,520,965	1,755,662.66
Ekiti	231	8,439,000	281	10,072,002	267	9,873,991	779	28,384,993	308,532.53
Enugu	1,477	65,557,659	1,496	66,388,084	1,491	66,477,665	4,464	198,423,408	2,156,776.17
FCT	1,798	75,462,205	1,850	77,732,228	2,053	88,644,842	5,701	241,839,275	2,628,687.77
Gombe	510	23,010,152	678	30,689,037	615	27,548,994	1,803	81,248,183	883,132.42
Imo	857	38,673,553	913	40,770,179	915	40,682,976	2,685	120,126,708	1,305,725.09
Jigawa	105	4,842,786	92	3,951,424	101	4,598,429	298	13,392,639	145,572.16
Kaduna	1,439	61,143,391	1,454	62,533,145	1,516	64,646,648	4,409	188,323,184	2,046,991.13
Kano	3,084	142,574,126	3,570	167,041,574	3,233	151,051,200	9,887	460,666,900	5,007,248.91
Katsina	184	7,879,099	159	6,780,903	223	9,581,061	566	24,241,063	263,489.82
Kebbi	149	6,145,006	160	6,871,936	146	5,942,727	455	18,959,669	206,083.36
Kogi	229	9,498,079	271	11,266,982	291	11,862,033	791	32,627,094	354,642.33
Kwara	1,213	43,760,419	1,473	52,104,793	1,507	55,484,752	4,193	151,349,964	1,645,108.30
Lagos	7,381	266,513,716	7,755	277,583,834	8,018	286,418,065	23,154	830,515,615	9,027,343.64
Nasarawa	241	10,180,056	273	11,369,876	301	12,492,758	815	34,042,690	370,029.24
Niger	1,836	78,838,833	1,770	77,065,730	1,637	69,486,251	5,243	225,390,814	2,449,900.15
Ogun	2,048	76,151,166	2,299	82,307,595	2,222	80,298,715	6,569	238,757,476	2,595,189.96
Ondo	1,279	47,519,151	1,228	44,965,265	1,310	48,899,278	3,817	141,383,694	1,536,779.28
Osun	882	29,979,635	707	24,918,237	651	22,705,280	2,240	77,603,152	843,512.52
Oyo	2,503	86,635,226	2,124	72,515,126	2,225	78,356,629	6,852	237,506,981	2,581,597.62
Plateau	793	34,798,336	939	40,506,461	917	39,972,053	2,649	115,276,850	1,253,009.24
Rivers	1,727	71,420,750	1,623	67,276,376	1,650	69,716,420	5,000	208,413,546	2,265,364.63
Sokoto	156	6,539,367	194	8,515,179	214	9,376,104	564	24,430,650	265,550.54
Taraba	189	7,359,000	198	7,929,000	210	8,351,001	597	23,639,001	256,945.66
Yobe	64	2,952,676	49	2,277,008	41	1,945,002	154	7,174,686	77,985.72
Zamfara	1,211	53,910,848	1,228	55,222,122	1,317	59,865,049	3,756	168,998,019	1,836,934.99
TOTAL	41,638	1,671,347,536	42,963	1,725,812,619	43,893	1,768,579,261	128,494	5,165,739,416	56,149,341.48
MONTHLY AVG		53,914,437		57,527,087		57,050,944		56,149,341	

**STATE DISTRIBUTION OF TRUCK-OUT VOLUME FOR 4TH QUARTER 2018
AUTOMOTIVE GAS OIL (AGO)**

STATE	OCTOBER, 2018		NOVEMBER, 2018		DECEMBER, 2018		4TH QUARTER 2018		
	NO OF TRKS	VOLUME IN LITRES	NO OF TRKS	VOLUME IN LITRES	NO OF TRKS	VOLUME IN LITRES	NO OF TRKS	VOLUME IN LITRES	Q4 AVG IN LITRES
Abia	115	3,999,330	158	5,464,788	196	6,600,335	469	16,064,453	174,614
Adamawa	70	2,928,988	128	5,287,999	102	3,889,010	300	12,105,997	131,587
Akwa Ibom	112	5,454,835	175	8,157,680	147	8,337,457	434	21,949,972	238,587
Anambra	160	5,587,496	218	7,987,904	232	8,898,627	610	22,474,027	244,283
Bauchi	28	1,095,957	33	1,437,000	23	1,090,000	84	3,622,957	39,380
Bayelsa	28	864,727	26	783,510	33	1,228,353	87	2,876,590	31,267
Benue	228	8,308,703	158	5,849,755	138	5,283,768	524	19,442,226	211,329
Borno	101	4,136,180	74	3,171,001	98	4,294,003	273	11,601,184	126,100
Cross River	122	4,089,352	166	5,649,546	138	4,461,267	426	14,200,165	154,350
Delta	336	10,392,813	418	14,774,777	447	14,372,781	1201	39,540,371	429,787
Ebonyi	71	2,383,019	41	1,477,451	65	2,627,425	177	6,487,895	70,521
Edo	289	9,682,082	430	15,070,493	455	17,095,324	1174	41,847,899	454,868
Ekiti	29	972,108	23	734,101	50	1,597,090	102	3,303,299	35,905
Enugu	147	5,094,907	245	9,051,098	229	8,392,891	621	22,538,896	244,988
FCT	165	6,775,995	239	9,746,768	319	13,373,529	723	29,896,292	324,960
Gombe	47	1,884,996	64	2,640,970	76	3,289,500	187	7,815,466	84,951
Imo	101	3,708,679	131	4,553,676	135	4,688,784	367	12,951,139	140,773
Jigawa	13	578,997	10	361,000	16	657,886	39	1,597,883	17,368
Kaduna	177	6,925,057	288	11,231,676	263	11,093,960	728	29,250,693	317,942
Kano	259	10,074,637	500	19,753,560	583	25,093,456	1342	54,921,653	596,974
Katsina	40	1,434,208	48	1,926,819	87	3,320,006	175	6,681,033	72,620
Kebbi	44	1,561,148	253	9,138,147	114	4,448,911	411	15,148,206	164,654
Kogi	325	13,068,269	406	16,403,132	217	8,710,643	948	38,182,044	415,022
Kwara	232	7,658,199	198	6,567,600	283	9,487,286	713	23,713,085	257,751
Lagos	3,945	106,717,006	4,420	113,173,329	4,396	117,076,940	12761	336,967,275	3,662,688
Nasarawa	34	1,395,995	32	1,289,998	46	1,933,998	112	4,619,991	50,217
Niger	341	14,547,977	354	14,424,416	493	21,134,485	1188	50,106,878	544,640
Ogun	965	32,909,770	1,174	39,372,657	1,264	39,986,162	3403	112,268,589	1,220,311
Ondo	103	3,520,278	128	4,249,086	114	3,768,821	345	11,538,185	125,415
Osun	106	3,258,769	79	2,575,414	105	3,437,517	290	9,271,700	100,779
Oyo	455	13,875,944	440	13,116,270	570	18,241,397	1465	45,233,611	491,670
Plateau	80	3,243,999	128	5,139,812	144	5,717,004	352	14,100,815	153,270
Rivers	465	22,967,704	721	31,883,452	699	33,028,197	1885	87,879,353	955,210
Sokoto	46	1,829,005	66	2,600,999	204	8,644,998	316	13,075,002	142,120
Taraba	15	582,724	25	964,000	27	1,033,257	67	2,579,981	28,043
Yobe	13	549,999	12	494,000	19	908,000	44	1,951,999	21,217
Zamfara	65	2,553,460	140	5,373,970	132	4,360,503	337	12,287,933	133,564
TOTAL	9,872	326,613,312	12,149	401,877,854	12,659	431,603,571	34,680	1,160,094,737	12,609,725
MONTHLY AVG		10,535,913		13,395,928		13,922,696		12,609,725	

**STATE DISTRIBUTION OF TRUCK-OUT VOLUME FOR 4TH QUARTER 2018
HOUSEHOLD KEROSENE (HHK)**

STATE	OCTOBER, 2018		NOVEMBER, 2018		DECEMBER, 2018		4TH QUARTER 2018		
	NO OF TRKS	VOLUME IN LITRES	NO OF TRKS	VOLUME IN LITRES	NO OF TRKS	VOLUME IN LITRES	NO OF TRKS	VOLUME IN LITRES	Q4 AVG IN LITRES
Abia	64	2,514,600	31	1,218,000	38	1,466,173	133	5,198,773	56,508
Adamawa	9	347,000	1	40,000	6	263,000	16	650,000	7,065
Akwa Ibom	35	921,400	26	715,000	59	1,574,100	120	3,210,500	34,897
Anambra	56	2,162,996	31	1,272,000	47	1,448,333	134	4,883,329	53,080
Bauchi	16	401,943	2	83,500	10	449,000	28	934,443	10,157
Bayelsa	0	0	0	0	0	0	0	0	-
Benue	1	33,000	7	214,000	35	897,495	43	1,144,495	12,440
Borno	20	437,995	3	98,000	14	297,500	37	833,495	9,060
Cross River	32	909,000	14	335,000	50	1,150,989	96	2,394,989	26,032
Delta	6	190,001	16	542,000	393	10,017,893	415	10,749,894	116,847
Ebonyi	6	196,000	1	15,000	9	228,500	16	439,500	4,777
Edo	29	733,994	5	124,000	78	1,379,800	112	2,237,794	24,324
Ekiti	3	112,993	0	0	4	166,000	7	278,993	3,033
Enugu	36	1,263,508	15	439,998	27	707,488	78	2,410,994	26,206
FCT	50	1,981,547	88	3,433,020	97	3,751,995	235	9,166,562	99,637
Gombe	0	0	0	0	5	211,000	5	211,000	2,293
Imo	28	1,091,000	16	714,000	16	429,511	60	2,234,511	24,288
Jigawa	17	386,515	0	0	5	188,000	22	574,515	6,245
Kaduna	50	1,394,980	5	160,998	54	1,851,985	109	3,407,963	37,043
Kano	5	198,395	3	124,999	55	2,621,000	63	2,944,394	32,004
Katsina	23	726,493	4	151,000	23	868,499	50	1,745,992	18,978
Kebbi	0	0	1	40,000	7	323,000	8	363,000	3,946
Kogi	18	718,000	5	168,000	25	648,000	48	1,534,000	16,674
Kwara	1	33,000	3	106,000	47	1,190,010	51	1,329,010	14,446
Lagos	42	1,146,569	17	488,572	149	3,604,200	208	5,239,341	56,949
Nasarawa	2	85,000	0	0	6	268,000	8	353,000	3,837
Niger	22	779,492	0	0	31	1,240,000	53	2,019,492	21,951
Ogun	87	2,719,928	25	902,970	90	2,360,506	202	5,983,404	65,037
Ondo	5	129,000	0	0	14	433,000	19	562,000	6,109
Osun	31	853,001	0	0	16	440,002	47	1,293,003	14,054
Oyo	14	407,994	7	125,503	71	1,851,535	92	2,385,032	25,924
Plateau	12	478,989	3	109,997	19	652,501	34	1,241,487	13,494
Rivers	17	651,138	6	185,996	20	790,000	43	1,627,134	17,686
Sokoto	19	661,001	0	0	2	78,000	21	739,001	8,033
Taraba	2	55,000	2	73,000	5	183,000	9	311,000	3,380
Yobe	0	0	0	0	0	0	0	0	-
Zamfara	4	130,502	0	0	9	352,996	13	483,498	5,255
TOTAL	762	24,851,974	337	11,880,553	1,536	44,383,011	2,635	81,115,538	881,691
MONTHLY AVG		801,677		396,018		1,431,710		881,691	

**STATE DISTRIBUTION OF TRUCK-OUT VOLUME FOR 4TH QUARTER 2018
AVIATION TURBINE KEROSENE (ATK)**

	OCTOBER, 2018		NOVEMBER, 2018		DECEMBER, 2018		4TH QUARTER 2018		
STATE	NO OF TRKS	VOLUME IN LITRES	NO OF TRKS	VOLUME IN LITRES	NO OF TRKS	VOLUME IN LITRES	NO OF TRKS	VOLUME IN LITRES	Q4 AVG IN LITRES
Abia	0	0	1	49,993	0	0	1	49,993	543
Adamawa	2	85,000	0	0	0	0	2	85,000	924
Akwa Ibom	6	245,000	12	492,016	7	290,037	25	1,027,053	11,164
Anambra	0	0	13	596,973	1	33,000	14	629,973	6,848
Bauchi	0	0	0	0	0	0	0	0	-
Bayelsa	0	0	0	0	0	0	0	0	-
Benue	0	0	1	40,000	1	40,000	2	80,000	870
Borno	5	208,000	4	170,991	0	0	9	378,991	4,119
Cross River	1	55,000	4	189,993	5	203,000	10	447,993	4,869
Delta	3	141,000	4	160,992	0	0	7	301,992	3,283
Ebonyi	0	0	0	0	0	0	0	0	-
Edo	0	0	3	120,996	0	0	3	120,996	1,315
Ekiti	0	0	0	0	0	0	0	0	-
Enugu	8	310,000	53	2,211,490	8	341,000	69	2,862,490	31,114
FCT	257	11,241,058	255	11,000,905	203	8,754,929	715	30,996,892	336,923
Gombe	0	0	0	0	0	0	0	0	-
Imo	0	0	11	453,969	4	159,995	15	613,964	6,674
Jigawa	0	0	0	0	0	0	0	0	-
Kaduna	22	1,135,000	13	571,000	3	134,999	38	1,840,999	20,011
Kano	35	1,674,991	34	1,434,994	50	2,096,470	119	5,206,455	56,592
Katsina	0	0	1	45,000	0	0	1	45,000	489
Kebbi	0	0	0	0	0	0	0	0	-
Kogi	0	0	1	33,000	0	0	1	33,000	359
Kwara	1	33,000	3	102,000	0	0	4	135,000	1,467
Lagos	1,654	62,465,118	2,036	78,718,901	1,632	63,120,668	5322	204,304,687	2,220,703
Nasarawa	0	0	0	0	0	0	0	0	-
Niger	0	0	5	160,000	0	0	5	160,000	1,739
Ogun	10	351,500	29	765,800	5	117,692	44	1,234,992	13,424
Ondo	0	0	5	165,000	0	0	5	165,000	1,793
Osun	2	63,000	7	299,000	0	0	9	362,000	3,935
Oyo	0	0	17	526,000	4	154,999	21	680,999	7,402
Plateau	0	0	7	282,981	1	44,999	8	327,980	3,565
Rivers	39	1,486,582	26	997,500	48	1,851,743	113	4,335,825	47,129
Sokoto	1	40,000	1	40,000	3	141,001	5	221,001	2,402
Taraba	0	0	0	0	0	0	0	0	-
Yobe	0	0	0	0	0	0	0	0	-
Zamfara	0	0	1	42,000	1	40,000	2	82,000	891
TOTAL	2,046	79,534,249	2,547	99,671,494	1,976	77,524,532	6,569	256,730,275	2,790,546
MONTHLY AVG		2,565,621		3,322,383		2,500,791		2,790,546	

STATE DISTRIBUTION OF TRUCK-OUT VOLUME, q4 2018.

PREMIUM MOTOR SPIRIT			AUTOMOTIVE GAS OIL			HOUSEHOLD KEROSENE			AVIATION TURBINE KEROSENE		
Number of Trucks	Vol in Litres	% SHARE	Number of Trucks	Vol in Litres	% SHARE	Number of Trucks	Vol in Litres	% SHARE	Number of Trucks	Vol in Litres	% SHARE
2,659	112,226,734	2.17	469	16,064,453	1.38	133	5,198,773	6.41	1	49,993	0.02
3,680	162,809,560	3.15	300	12,105,997	1.04	16	650,000	0.80	2	85,000	0.03
3,198	121,970,836	2.36	434	21,949,972	1.89	120	3,210,500	3.96	25	1,027,053	0.40
3,198	144,179,845	2.79	610	22,474,027	1.94	134	4,883,329	6.02	14	629,973	0.25
404	20,084,125	0.39	84	3,622,957	0.31	28	934,443	1.15	0	0	0.00
769	32,206,931	0.62	87	2,876,590	0.25	0	0	0.00	0	0	0.00
2,706	117,720,955	2.28	524	19,442,226	1.68	43	1,144,495	1.41	2	80,000	0.03
1,448	68,342,202	1.32	273	11,601,184	1.00	37	833,495	1.03	9	378,991	0.15
1,985	78,000,376	1.51	426	14,200,165	1.22	96	2,394,989	2.95	10	447,993	0.17
6,013	224,492,382	4.35	1,201	39,540,371	3.41	415	10,749,894	13.25	7	301,992	0.12
713	29,468,251	0.57	177	6,487,895	0.56	16	439,500	0.54	0	0	0.00
4,280	161,520,965	3.13	1,174	41,847,899	3.61	112	2,237,794	2.76	3	120,996	0.05
779	28,384,993	0.55	102	3,303,299	0.28	7	278,993	0.34	0	0	0.00
4,464	198,423,408	3.84	621	22,538,896	1.94	78	2,410,994	2.97	69	2,862,490	1.11
5,701	241,839,275	4.68	723	29,896,292	2.58	235	9,166,562	11.30	715	30,996,892	12.07
1,803	81,248,183	1.57	187	7,815,466	0.67	5	211,000	0.26	0	0	0.00
2,685	120,126,708	2.33	367	12,951,139	1.12	60	2,234,511	2.75	15	613,964	0.24
298	13,392,639	0.26	39	1,597,883	0.14	22	574,515	0.71	0	0	0.00
4,409	188,323,184	3.65	728	29,250,693	2.52	109	3,407,963	4.20	38	1,840,999	0.72
9,887	460,666,900	8.92	1,342	54,921,653	4.73	63	2,944,394	3.63	119	5,206,455	2.03
566	24,241,063	0.47	175	6,681,033	0.58	50	1,745,992	2.15	1	45,000	0.02
455	18,959,669	0.37	411	15,148,206	1.31	8	363,000	0.45	0	0	0.00
791	32,627,094	0.63	948	38,182,044	3.29	48	1,534,000	1.89	1	33,000	0.01
4,193	151,349,964	2.93	713	23,713,085	2.04	51	1,329,010	1.64	4	135,000	0.05
23,154	830,515,615	16.08	12,761	336,967,275	29.05	208	5,239,341	6.46	5,322	204,304,687	79.58
815	34,042,690	0.66	112	4,619,991	0.40	8	353,000	0.44	0	0	0.00
5,243	225,390,814	4.36	1,188	50,106,878	4.32	53	2,019,492	2.49	5	160,000	0.06
6,569	238,757,476	4.62	3,403	112,268,589	9.68	202	5,983,404	7.38	44	1,234,992	0.48
3,817	141,383,694	2.74	345	11,538,185	0.99	19	562,000	0.69	5	165,000	0.06
2,240	77,603,152	1.50	290	9,271,700	0.80	47	1,293,003	1.59	9	362,000	0.14
6,852	237,506,981	4.60	1,465	45,233,611	3.90	92	2,385,032	2.94	21	680,999	0.27
2,649	115,276,850	2.23	352	14,100,815	1.22	34	1,241,487	1.53	8	327,980	0.13
5,000	208,413,546	4.03	1,885	87,879,353	7.58	43	1,627,134	2.01	113	4,335,825	1.69
564	24,430,650	0.47	316	13,075,002	1.13	21	739,001	0.91	5	221,001	0.09
597	23,639,001	0.46	67	2,579,981	0.22	9	311,000	0.38	0	0	0.00
154	7,174,686	0.14	44	1,951,999	0.17	0	0	0.00	0	0	0.00
3,756	168,998,019	3.27	337	12,287,933	1.06	13	483,498	0.60	2	82,000	0.03
128,494	5,165,739,416	100	34,680	1,160,094,737	100	2,635	81,115,538	100	6,569	256,730,275	100
1,397	56,149,341		377	12,609,725		29	881,691		71	2,790,546	

STATE	MONTH		
	OCTOBER	NOVEMBER	DECEMBER
Abia	765,392	381,173	593,840
Adamawa	59,780	80,300	60,300
Akwa Ibom	605,952	862,162	783,295
Anambra	1,901,821	2,219,055	2,856,450
Bauchi	392,810	570,007	531,105
Bayelsa	498,197	397,528	506,380
Benue	298,083	280,083	416,860
Borno	436,269	283,971	241,490
Cross River	3,854,438	3,922,071	5,297,970
Delta	294,388	416,257	456,690
Ebonyi	4,258,451	3,762,455	4,531,217
Edo	436,308	327,733	381,650
Ekiti	2,223,669	1,467,500	2,040,056
Enugu	2,491,565	3,053,090	3,272,772
FCT	-	-	255,200
Gombe	-	787,663	1,170,547
Imo	553,315	1,641,213	2,007,250
Jigawa	1,796,026	3,021,000	4,196,100
Kaduna	3,256,200	192,036	88,120
Kano	84,786		44,000
Katsina	932,280	926,170	870,140
Kebbi	1,168,155	871,024	1,049,930
Kogi	9,583,120	6,683,521	9,221,230
Kwara	340,305	378,244	373,378
Lagos	388,545	797,656	897,850
Nasarawa	481,830	518,620	615,450
Niger	366,391	364,920	705,860
Ogun	1,357,005	1,237,045	1,082,802
Ondo	1,421,434	1,934,940	2,540,970
Osun	3,616,701	3,438,732	4,822,153
Oyo	125,185	175,368	298,320
Plateau	-	-	-
Rivers	35,768	-	-
Sokoto	116,329	71,622	70,400
Taraba	-	-	-
Yobe	-	-	0
Zamfara	44,756	0	0
TOTAL	44,185,254	41,063,159	52,279,775

NOTE: Please treat the above data on State distribution as a guide only, as the data and collation are still undergoing verification.

LPG IMPORTATION BY VOLUME DATA Q4, 2018		
MONTH	DISCHARGE QUANTITY	
	MT (VAC)	LITRES
OCTOBER	65,481.14	114,180,803
NOVEMBER	52,253.79	95,988,670
DECEMBER	68,590.77	121,612,096
TOTAL	186,325.70	331,781,569.00

MT(VAC) - Metric Tonnes in Vacuum

Q4 2018 CUMMULATIVE IMPORT VOLUME (LTR)	
PRODUCT	VOLUME
PMS	5,317,925,164.46
AGO	1,302,733,891.00
DPK	114,192,098.00
ATK (Aviation Turbine Kerosine)	267,802,867.00
BASE OIL	50,727,855.00
BITUMEN	42,382,878.00
LPFO (Low Pour Fuel Oil)	10,634,258.00

Acknowledgements/Contacts

Acknowledgements

We acknowledge the contributions of our strategic partner The Petroleum Products and Pricing Regulatory Agency (PPPRA) and our technical partner, Proshare in the design, concept and production of this publication.





Contact Us

 @nigerianstat

 NBSNigeria

 www.nigerianstat.gov.ng

 **Head Office Address**
Plot 762, Independence Avenue, Central
Business District, FCT, Abuja Nigeria.

 +234 803 386 5388

 feedback@nigerianstat.gov.ng