



NATIONAL BUREAU OF STATISTICS

State Disaggregated Mining and Quarrying Data

(2018)

Report Date: March 2019

Data Source: National Bureau of Statistics (NBS)

Contents

Executive Summary	1
State Disaggregated Mining and Quarrying Data - 2018	
Minerals Production	2
Abia	2
Adamawa	3
Akwa-Ibom	4
Anambra	5
Bauchi	6
Benue	8
Borno	10
Cross River	11
Delta	12
Ebonyi	13
Edo	15
Ekiti	17
Enugu	19
Gombe	20
Imo	22
Jigawa	23
Kaduna	24
Kano	26
Katsina	28
Kebbi	30
Kogi	32
Kwara	34
Lagos	35
Nasarawa	36
Niger	39
Ogun	41
Ondo	43
Osun	44
Oyo	46
Plateau	48
Rivers	51
Sokoto	52
Taraba	53
Yobe	55
Zamfara	56
FCT Abuja	58
Mineral Production By Type	60
Minerals Production By Zone	74
Methodology	65
Appendix	66
Acknowledgment / Contact	77



Executive Summary

The States Disaggregated Mining and Quarrying Data for 2018 reflected Nigeria produced 55,810,964.53 tons of solid minerals. Ogun State produced the highest tonnes of solid minerals among the 36 States and the FCT. The State produced 16,497,405.04 tonnes of solid minerals representing 30% of the total tonnes of solid minerals produced in the year under review.

Kogi and Cross River States followed closely with 15,134,541.35 and 3,493,458.00 tonnes of solid minerals produced representing about 27% and 6% of the total tonnes of the minerals produced while Bayelsa and Borno States produced the least tonnes of solid minerals with zero and 8,403.30 tonnes of minerals produced respectively.

Limestone is the most produced solid minerals in 2018 with 27,195,278.76 tonnes of minerals representing about 49% of the total tonnes of minerals produced. Granite and Laterite followed closely with 9,627,160.29 and 5,076,092.07 tonnes produced representing 17% and 9% of the total tonnes of minerals produced in 2018. However, Garnet and Gold are the least produced solid minerals in 2018.

NB: This analysis is strictly based on the weight of the minerals produced and not by value.

STATE DISAGGREGATED MINING AND QUARRYING DATA - 2018

Minerals Production



Abia State

Land Area: 2,440 sq mi



Granite

TONS

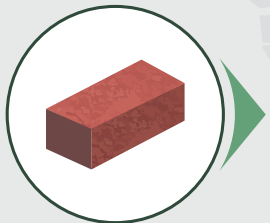
157,208.85



Sand

TONS

9,570.00



Laterite

TONS

7,783.27



TOTAL

TONS

174,562.12

STATE DISAGGREGATED MINING AND QUARRYING DATA - 2018

Minerals Production



Adamawa State

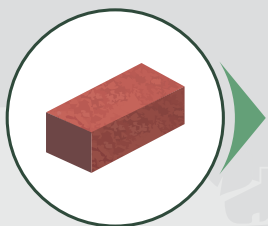
Land Area: 14, 254 sq mi



Granite

TONS

55,161.76



Laterite

TONS

21,405.95



TOTAL

TONS

76,567.70


STATE DISAGGREGATED MINING AND QUARRYING DATA - 2018

Minerals Production



Akwa Ibom State

Land Area: 2,734 sq mi



Laterite

TONS

1,806,060.34



Sand

TONS

112,544.00



TOTAL

TONS

1,918,604.34

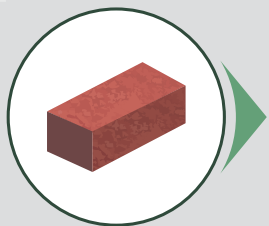
STATE DISAGGREGATED MINING AND QUARRYING DATA - 2018

Minerals Production



Anambra State

Land Area: 1,870 sq mi



Laterite

TONS

58,913.57



Sand

TONS

161,828.59



Granite

TONS

933.36



TOTAL

TONS

221,675.52


STATE DISAGGREGATED MINING AND QUARRYING DATA - 2018

Minerals Production



Bauchi State

Land Area: 18,965 sq mi



Granite Aggregate

TONS

161,053.42



Granite Dust

TONS


5,864.10



Sand

TONS


450.00



Lead/ Zinc

TONS

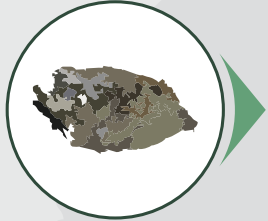
4,681.73



Columbite

TONS


111.50



Tin

TONS

2,088.58



Laterite

TONS


13,112.82



Kaolin

TONS


3,994.30



Iron Ore

TONS

602.74



Feldspar

TONS

30.00



TOTAL

TONS

191,989.20


STATE DISAGGREGATED MINING AND QUARRYING DATA - 2018

Minerals Production



Benue State


Land Area: 13,150 sq mi



Limestone

TONS

376,176.20



Laterite

TONS


108,948.00



Granite

TONS

314,818.90



Granite Dust

TONS

1,380.00



Sand

TONS

3,954.00



TOTAL

TONS

805,277.10

STATE DISAGGREGATED MINING AND QUARRYING DATA - 2018

Minerals Production



Borno State

Land Area: 22, 316 sq mi



Granite

TONS

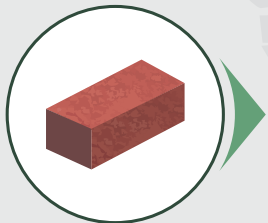
1,713.30



Sand

TONS

4,100.00



Laterite

TONS

2,590.00



TOTAL

TONS

8,403.30

STATE DISAGGREGATED MINING AND QUARRYING DATA - 2018

Minerals Production



Cross River State

Land Area: 7,782 sq mi



Granite

TONS

1,293,068.00



Granite Dust

TONS

50,390.00



Limestone

TONS

2,150,000.00



TOTAL

TONS

3,493,458.00


STATE DISAGGREGATED MINING AND QUARRYING DATA - 2018

Minerals Production



Delta State

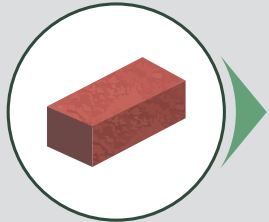
Land Area: 6,833 sq mi



Sand

TONS

151,648.00



Laterite

TONS

90,319.30



Sand stone

TONS

133.30



Granite

TONS

200.00



TOTAL

TONS

242,300.60

STATE DISAGGREGATED MINING AND QUARRYING DATA - 2018

Minerals Production



Ebonyi State


Land Area: 2,136 sq mi



Granite

TONS


769,038.63



Granite Dust

TONS


138,706.68



Lead/Zinc

TONS


299,668.69



Limestone

TONS

251,580.36



Laterite

TONS

27,666.60



TOTAL

TONS

1,486,660.96


STATE DISAGGREGATED MINING AND QUARRYING DATA - 2018

Minerals Production



Edo State

Land Area: 6,873 sq mi



Granite Aggregates

TONS

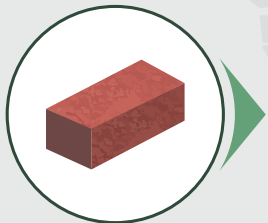
561,265.23



Granite Dust

TONS

109,028.52



Laterite

TONS




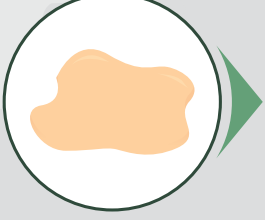




46,190.51



Sand

TONS

14,672.20

	Limestone	TONS	732,272.98
	Kaolin	TONS	6,740.00
	Dolomite	TONS	17,877.00
	Clay	TONS	202,600.00
	Feldspar	TONS	1,833.66
	Marble	TONS	13,100.60
	Coal	TONS	26.66
	TOTAL	TONS	1,705,607.36

STATE DISAGGREGATED MINING AND QUARRYING DATA - 2018

Minerals Production



Ekiti State

Land Area: 2,453 sq mi



Granite

TONS

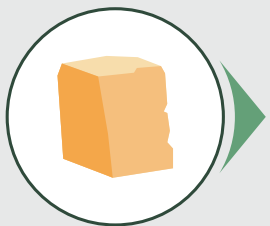
45,800.00



Sand

TONS


21,521.00



Feldspar

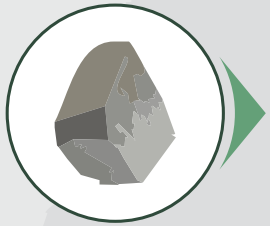
TONS

2,856.70



Tourmaline

TONS
0.0051



Tantalite

TONS
0.10



TOTAL

TONS
70,177.81

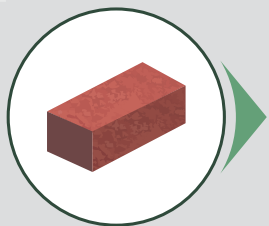
STATE DISAGGREGATED MINING AND QUARRYING DATA - 2018

Minerals Production



Enugu State

Land Area: 2,765 sq mi



Laterite

TONS

7,477.60



Sand

TONS

129,195.00



TOTAL

TONS

136,672.60

STATE DISAGGREGATED MINING AND QUARRYING DATA - 2018

Minerals Production



Gombe State

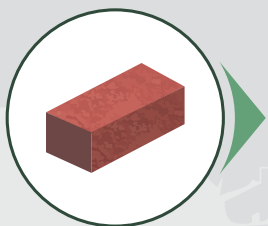
Land Area: 7, 246 sq mi



Granite

TONS


35,063.50



Laterite

TONS


15,273.80



Limestone

TONS

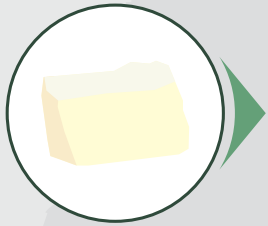
1,184,708.28



Coal

TONS

186,158.69



Gypsum

TONS

39,051.61



Sand

TONS

4,875.00



TOTAL

TONS

1,465,130.88

STATE DISAGGREGATED MINING AND QUARRYING DATA - 2018

Minerals Production



Imo State

Land Area: 2,140 sq mi



Sand

TONS

42,900.00



TOTAL

TONS

42,900.00


STATE DISAGGREGATED MINING AND QUARRYING DATA - 2018

Minerals Production



Jigawa State

Land Area: 8, 940 sq mi



Laterite

TONS



Granite


TONS

119,583.25



Granite Dust

TONS



Sand

TONS



TOTAL

TONS

119,583.25

STATE DISAGGREGATED MINING AND QUARRYING DATA - 2018

Minerals Production



Kaduna State

Land Area: 17,781 sq mi



Granite

TONS

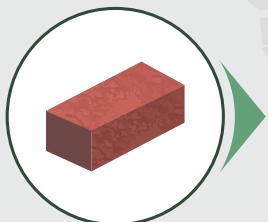
69,451.33



Granite Dust

TONS

1,040.00



Laterite

TONS

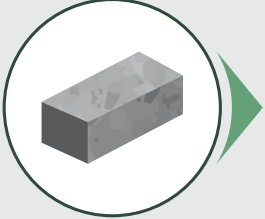

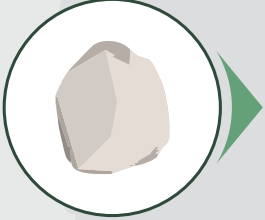



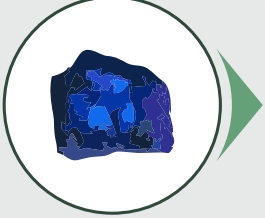

74,337.33



Sand

TONS

62,655.00

	Granite (Block)	TONS	5,676.00
	Beryl Ore	TONS	0.001333
	Quartz	TONS	900.00
	Amethyst	TONS	6.30
	Lithium	TONS	1,266.70
	Tin Ore	TONS	45.00
	sapphire	TONS	623,606.00
	TOTAL	TONS	838,983.66

STATE DISAGGREGATED MINING AND QUARRYING DATA - 2018

Minerals Production



Kano State

Land Area: 7,773 sq mi



Granite

TONS

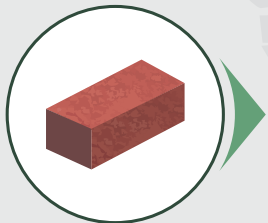
267,736.80



Granite Dust

TONS

115,450.92



Laterite

TONS

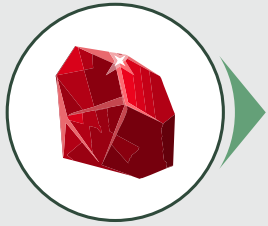
358,057.64



Sand

TONS

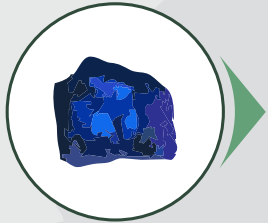
53,633.50



Ruby Stone

TONS


2.00



Sapphire

TONS


12.00



Tuormaline

TONS


316.00



Aquamarine

TONS


1.00



Beryl

TONS

35.00



Gold

TONS

0.003319



TOTAL

TONS

795,244.86

STATE DISAGGREGATED MINING AND QUARRYING DATA - 2018

Minerals Production



Katsina State

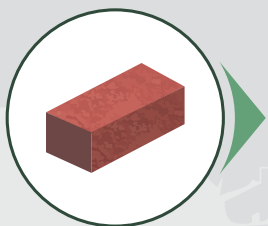
Land Area: 9,341 sq mi



Granite

TONS

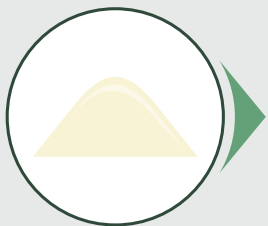
232,702.99



Laterite

TONS

565,715.37



Silica Sand

TONS

37,721.00



Sand

TONS

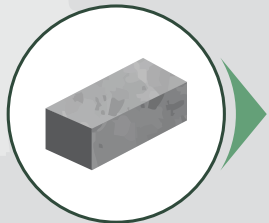
26,804.19



Kaolin

TONS

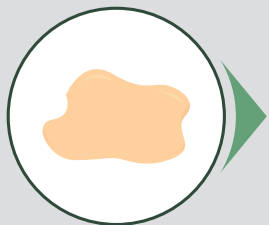
420.00



Granite Block

TONS

88.795



Marl/Clay

TONS

53,100.000



Granite dust

TONS

11,779.00



TOTAL

TONS

928,331.35


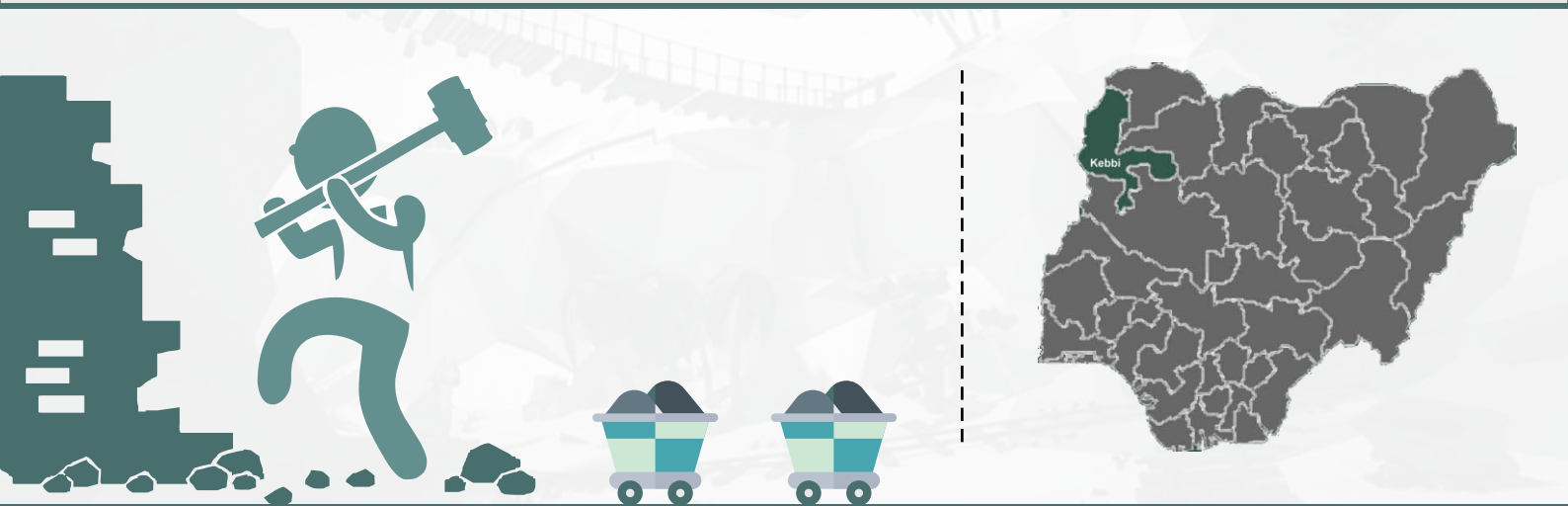
STATE DISAGGREGATED MINING AND QUARRYING DATA - 2018

Minerals Production



Kebbi State

Land Area: 14,200 sq mi



Laterite

TONS


9,166.66



Granite

TONS


1,444.00



Gold

TONS

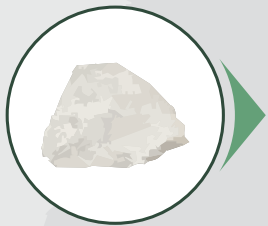
0.0003



Manganese

TONS

159,474.70



Talc

TONS

2,667.99



Sand

TONS

4,125.00



TOTAL

TONS

176,878.35


STATE DISAGGREGATED MINING AND QUARRYING DATA - 2018

Minerals Production



Kogi State


Land Area: 11,519 sq mi



Laterite

TONS


471,885.12



Limestone

TONS

11,892,685.00



Iron Ore

TONS

140.00



Granite

TONS

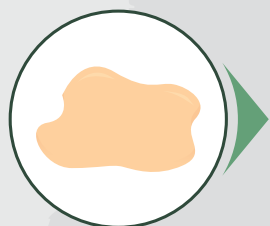
4,701.84



Sand

TONS


1,500.00



Clay

TONS

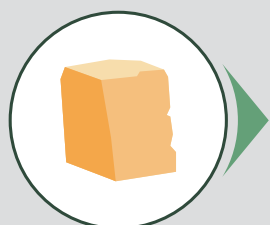
2,588,794.06



Coal

TONS


164,123.65



Feldspar

TONS

9,631.68



Mica

TONS

1,080.00



TOTAL

TONS

15,134,541.35

STATE DISAGGREGATED MINING AND QUARRYING DATA - 2018

Minerals Production



Kwara State

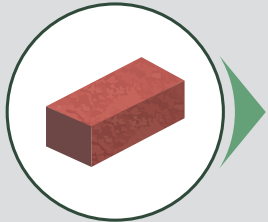
Land Area: 14, 218 sq mi



Granite

TONS

51,463.25



Laterite

TONS


13,166.69



Sand

TONS

9,300.00



Marble

TONS

1,666.60



TOTAL

TONS

75,596.55

STATE DISAGGREGATED MINING AND QUARRYING DATA - 2018

Minerals Production



Lagos State

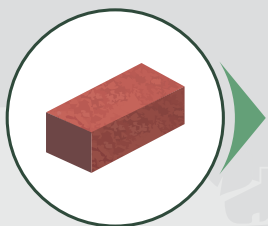
Land Area: 1,381 sq mi



Sand

TONS

1,311,503.86



Laterite

TONS



TOTAL

TONS

1,311,503.86

STATE DISAGGREGATED MINING AND QUARRYING DATA - 2018

Minerals Production



Nasarawa State

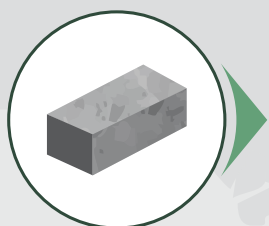
Land Area: 10,470 sq mi



Granite

TONS

72,164.50



Granite Block

TONS

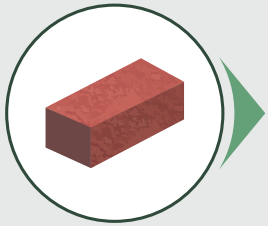
11,239.25



Sand

TONS

251.69



Laterite

TONS


15,216.60



Marble

TONS


1,928.03



Lead/Zinc

TONS

693.71



Baryte

TONS


387.00



Coal

TONS

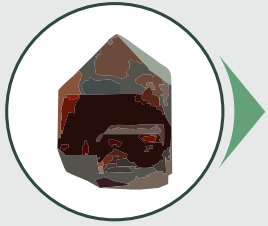
2,370.01



Columbite

TONS

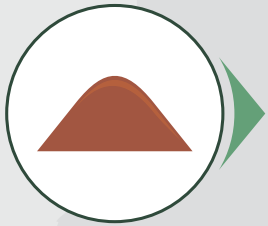
138.04



Zircon

TONS


889.90



Zircon Sand

TONS


530.80



Tourmaline

TONS

0.0108



Miica

TONS

2466.67



TOTAL

TONS

108,276.21

STATE DISAGGREGATED MINING AND QUARRYING DATA - 2018

Minerals Production



Niger State

Land Area: 29, 484 sq mi



Granite

TONS

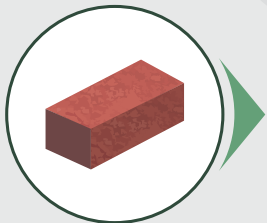
23,610.95



Granite Dust

TONS


1,992.00



Laterite

TONS

5,603.33




Sand

TONS

3,050.00

Niger State

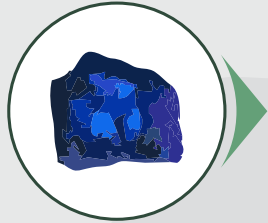
Land Area: 29, 484 sq mi



Gold

TONS


0.005427



Sapphire

TONS


20,454.00



Clay

TONS


45,280.20



Lead/zinc

TONS


300.00



Topaz

TONS


15.00



Tourmaline

TONS

0.002869



Acquamarine

TONS

6,819.00



TOTAL

TONS

107,124.48

STATE DISAGGREGATED MINING AND QUARRYING DATA - 2018

Minerals Production



Ogun State

Land Area: 6,556.23 sq mi



Granite

TONS

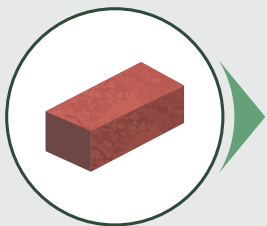
3,489,593.14



Granite Dust

TONS

1,712,709.94



Laterite

TONS


665,197.81



Limestone

TONS

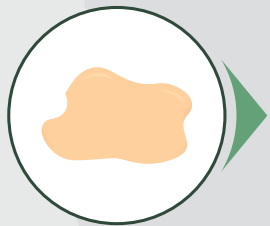
9,096,089.94



Shale

TONS

931,604.00



Clay

TONS

569,080.53



Sand

TONS


17,500.00



Kaolin

TONS

540.00



Feldspar

TONS

15,089.68



TOTAL

TONS

16,497,405.04


STATE DISAGGREGATED MINING AND QUARRYING DATA - 2018

Minerals Production



Ondo State

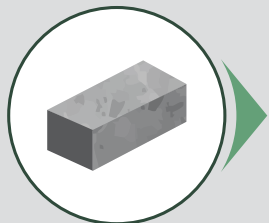
Land Area: 6,000 sq mi



Granite Aggregates

TONS


1,335,104.47



Granite Block

TONS

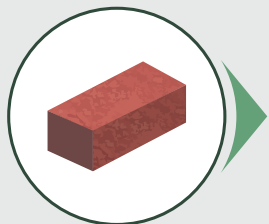
11,243.65



Sand

TONS

48,950.00



Laterite

TONS

40,399.80



TOTAL

TONS

1,435,697.92

STATE DISAGGREGATED MINING AND QUARRYING DATA - 2018

Minerals Production



Osun State

Land Area: 3,572 sq mi



Granite

TONS

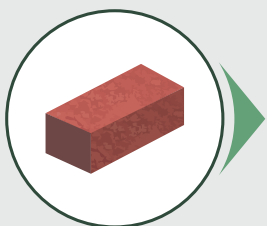
25,867.71



Sand

TONS


45,587.50



Laterite

TONS

833.34



Gold (g)

TONS

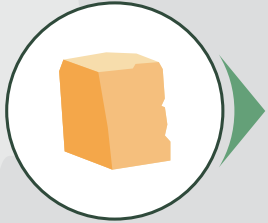
0.039111



Tourmaline(green)

TONS

0.009575



feldspar

TONS

11,913.66



TOTAL

TONS

84,202.25

STATE DISAGGREGATED MINING AND QUARRYING DATA - 2018

Minerals Production



Oyo State

Land Area: 10,986 sq mi



Granite

TONS


550,995.20



Sand

TONS

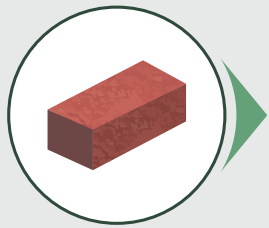
4,074.75



Tourmaline

TONS


0.166986



Laterite

TONS

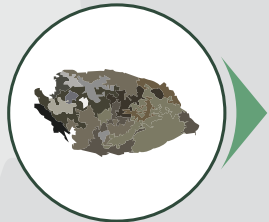
1,898.00



Marble Aggregates

TONS

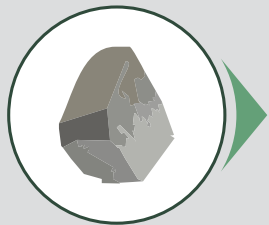
7,113.52



Tin

TONS

3,496.62



Tantalite

TONS

920.00



TOTAL

TONS

568,498.26


STATE DISAGGREGATED MINING AND QUARRYING DATA - 2018

Minerals Production



Plateau State


Land Area: 11, 936 sq mi



Tin Ore(Cassiterite)

TONS


6,090.48



Columbite

TONS


1,564.50



Lead/Zinc

TONS

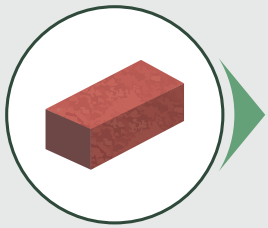
5,218.87



Granite Aggregate

TONS

58,489.95



Laterite

TONS


17,876.10



Sand

TONS


261.00



Topaz

TONS


7.24



Tourmaline

TONS


0.000892



Amethyst

TONS


0.0030



Sapphire


TONS

0.0014550



Zircon Sand

TONS



Wolframite

TONS


129.00



Kaolin

TONS


12.50



Coltan

TONS


139.00



Garnet

TONS


0.80



Quart

TONS


26.20



Aquamarine

TONS

0.109020



Iron Ore

TONS

809.13



Copper

TONS

30.00



TOTAL

TONS

90,654.90


STATE DISAGGREGATED MINING AND QUARRYING DATA - 2018

Minerals Production



Rivers State

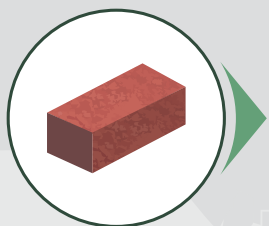
Land Area: 4,277 sq mi



Sand


TONS

19,548.68



Laterite

TONS



Baryte

TONS



TOTAL

TONS

19,548.68


STATE DISAGGREGATED MINING AND QUARRYING DATA - 2018

Minerals Production



Sokoto State

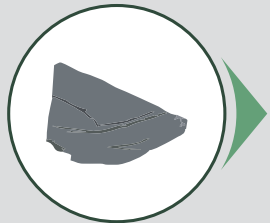
Land Area: 10,028 sq mi



Limestone

TONS


1,511,766.00



Shale

TONS


14,747.00



Laterite

TONS

114,076.34



Sand

TONS

4,237.00



TOTAL

TONS

1,644,826.34

STATE DISAGGREGATED MINING AND QUARRYING DATA - 2018

Minerals Production



Taraba State

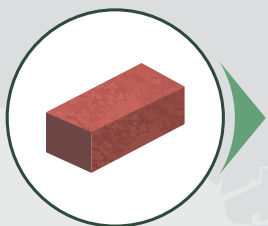
Land Area: 21,032 sq mi



Granite

TONS

19,650.00



Laterite

TONS


307,111.00



Sand


TONS

9,475.00



Lead/Zinc

TONS
90.00



Quartz

TONS
2.00



TOTAL

TONS
336,328.00

STATE DISAGGREGATED MINING AND QUARRYING DATA - 2018

Minerals Production



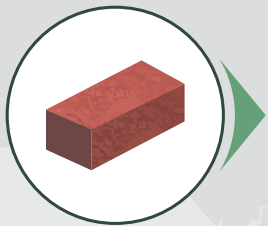
Yobe State

Land Area: 17, 568 sq mi



Granite


TONS



Laterite

TONS

41,591.49



Iron Ore

TONS



TOTAL

TONS

41,591.49

STATE DISAGGREGATED MINING AND QUARRYING DATA - 2018

Minerals Production



Zamfara State

Land Area: 15,352 sq mi



Granite

TONS

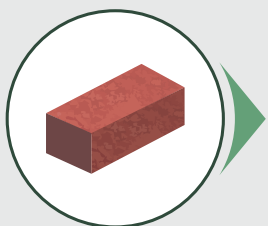
1,055,877.58



Granite Dust

TONS


445,623.56



Laterite


TONS

54,347.60



Gold

TONS
0.015843



iron ore

TONS
30.90



sand

TONS
6,000.00



TOTAL

TONS
1,561,879.66

STATE DISAGGREGATED MINING AND QUARRYING DATA - 2018

Minerals Production



Abuja-FCT State

Land Area: 667 sq mi



Granite

TONS

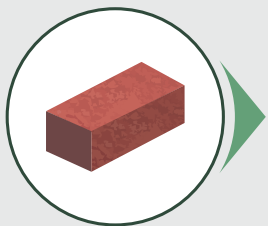
969,311.46



Granite dust

TONS

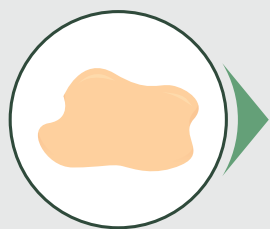
801,626.89



Laterite

TONS

113,870.09



Clay

TONS

9,153.00



Maganse

TONS


54.66



Tourmaline

TONS

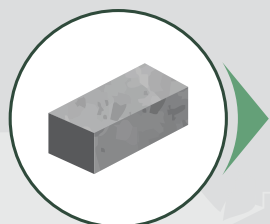
91.33



Aquamarine

TONS

0.0000624



Granite Block

TONS

173.20



TOTAL

TONS


1,894,280.63

STATE DISAGGREGATED MINING AND QUARRYING DATA - 2018

Mineral Production By Type



Total



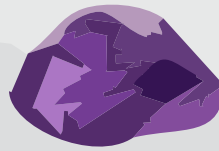
AQUAMARINE

Unit ▶

Tons

Total ▶

6,820.11



AMETHYST

Unit ▶

Tons

Total ▶

6.30




BARYTE

Unit ▶

Tons

Total ▶

387.00



BERYL

Unit ▶

Tons

Total ▶

35.00




CLAY

Unit ▶

Tons

Total ▶

3,468,007.79



COAL

Unit ▶

Tons

Total ▶

352,679.01




COLUMBITE

Unit ▶

Tons

Total ▶

1,814.04



COLTAN

Unit ▶

Tons

Total ▶

139.00



COPPER

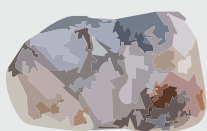
Unit ▶

Tons

Total ▶

30.00

Total




DOLOMITE

Unit ▶	Tons
Total ▶	17,877.00



FELDSPAR

Unit ▶	Tons
Total ▶	41,355.38



GARNET

Unit ▶	Tons
Total ▶	0.80




GOLD (G)

Unit ▶	Tons
Total ▶	0.039111




GRANITE

Unit ▶	Tons
Total ▶	9,627,160.29



GRANITE AGGREGATES

Unit ▶	Tons
Total ▶	2,115,913.07



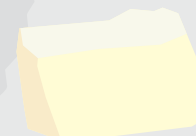
GRANITE BLOCK

Unit ▶	Tons
Total ▶	28,420.90



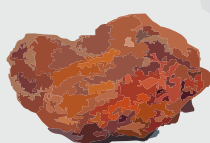
GRANITE DUST

Unit ▶	Tons
Total ▶	3,395,591.61



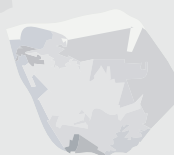
GYPSUM

Unit ▶	Tons
Total ▶	39,051.61




IRON ORE

Unit ▶	Tons
Total ▶	1,582.77



KAOLIN

Unit ▶	Tons
Total ▶	11,706.80



LATERITE


Unit ▶	Tons
Total ▶	5,076,092.07

Total



LEAD/ZINC

Unit ▶	Tons
Total ▶	310,653.00




LITHIUM

Unit ▶	Tons
Total ▶	1,266.70



LIMESTONE

Unit ▶	Tons
Total ▶	27,195,278.76




MARBLE

Unit ▶	Tons
Total ▶	16,695.23




MARBLE AGGREGATES

Unit ▶	Tons
Total ▶	7,113.52



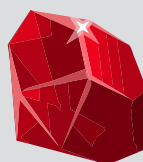
MANGANESE

Unit ▶	Tons
Total ▶	159,529.36



MICA

Unit ▶	Tons
Total ▶	3,546.67




RUBY

Unit ▶	Tons
Total ▶	2.00



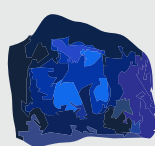
SAND

Unit ▶	Tons
Total ▶	2,285,714.96



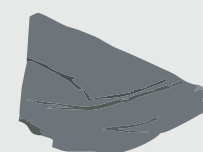
SAND STONE

Unit ▶	Tons
Total ▶	133.30



SAPPHIRE

Unit ▶	Tons
Total ▶	644,072.00



SHALE

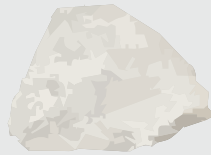
Unit ▶	Tons
Total ▶	946,351.00

Total



SILICA SAND

Unit ▶	Tons
Total ▶	37,721.00



TALC

Unit ▶	Tons
Total ▶	2,667.99



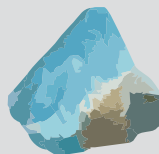
TANTALITE

Unit ▶	Tons
Total ▶	920.10



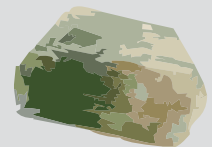
TIN ORE(CASSITERITE)

Unit ▶	Tons
Total ▶	11,720.69



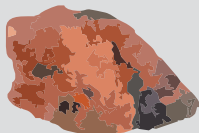
TOPAZ

Unit ▶	Tons
Total ▶	22.24



TOURMALINE

Unit ▶	Tons
Total ▶	407.53



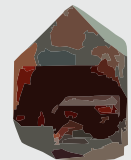
WOLFRAMITE

Unit ▶	Tons
Total ▶	129.00



QUARTZ

Unit ▶	Tons
Total ▶	928.20



ZIRCON

Unit ▶	Tons
Total ▶	889.90



ZIRCON SAND

Unit ▶	Tons
Total ▶	530.80



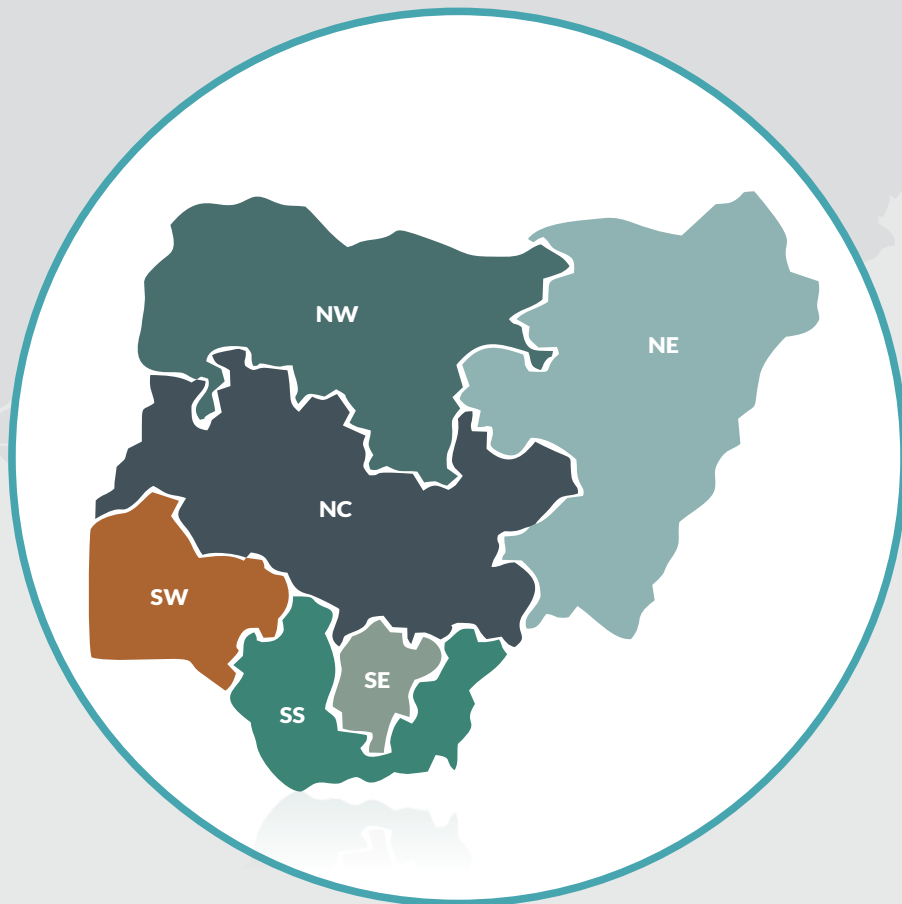
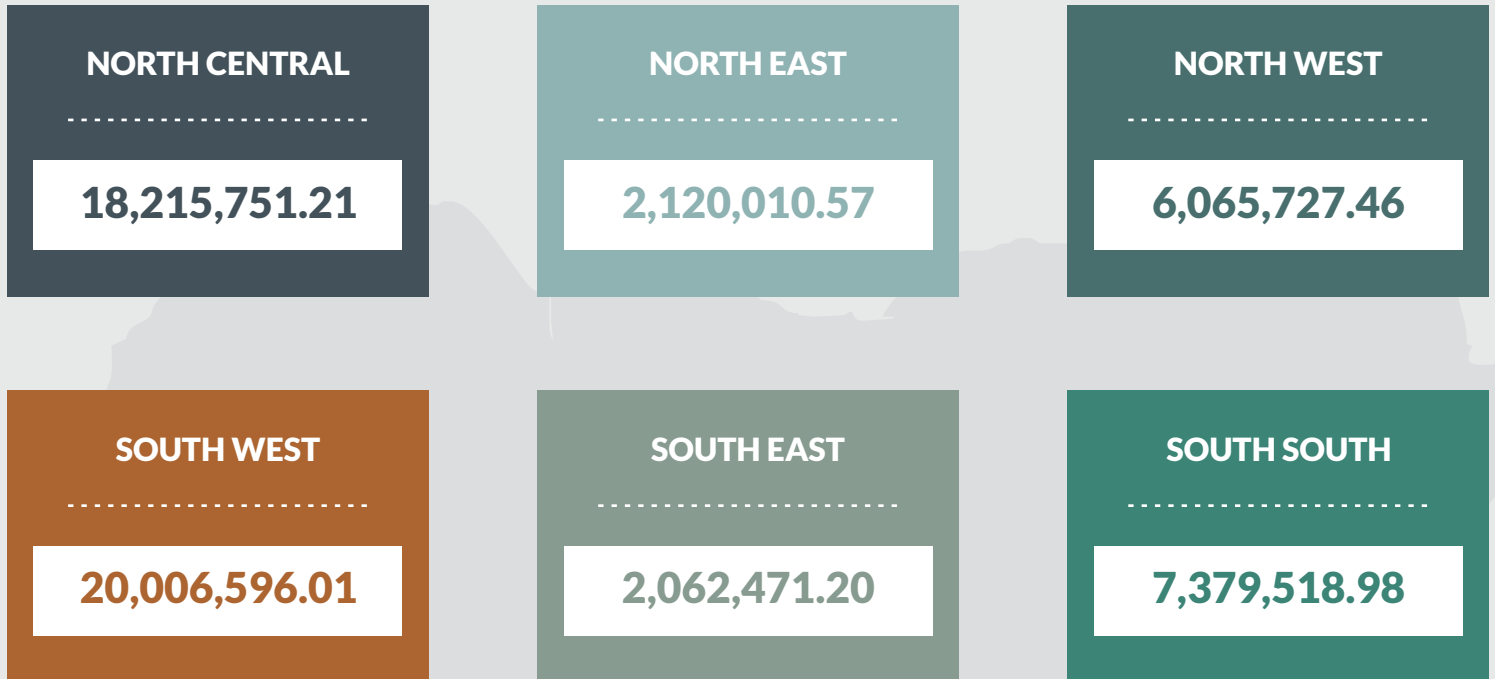
TOTAL

Unit ▶	Tons
Total ▶	55,810,964.53

STATE DISAGGREGATED MINING AND QUARRYING DATA - 2018



Minerals Production By Zone





Methodology

Data is supplied administratively by Ministry of Mines and Steel and verified and validated by the National Bureau of Statistics, Nigeria (NBS).

MINERAL PRODUCTION FIGURES ON STATE BASIS 2018

NORTH -CENTRAL ZONE

18,215,751.21

MINERAL PRODUCTION 2018 FOR FCT OFFICE, ABUJA		
S/N	MINERAL TYPE	MINERAL PRODUCTION(TONS)
1	Granite	969,311.46
2	Granite Dust	801,626.89
3	Laterite	113,870.09
4	Clay	9,153.00
5	maganse	54.66
6	Tourmaline	91.33
7	Aquamarine	0.0000624
8	Granite Block	173.20
	TOTAL	1,894,280.63
1.MINERAL PRODUCTION 2018 FOR BENUE STATE		
S/NO	MINERAL TYPE	MINERAL PRODUCTION(TONS)
1	Limestone	376,176.20
2	Laterite	108,948.00
3	Granite	314,818.90
4	Granite Dust	1,380.00
5	Sand	3,954.00
	TOTAL	805,277.10
2. MINERAL PRODUCTION 2018 FOR KOGI STATE		
S/NO	MINERAL TYPE	MINERAL PRODUCTION(TONS)
1	Laterite	471,885.12
2	Limestone	11,892,685.00
3	Iron Ore	140.00
4	Granite	4,701.84
5	Sand	1,500.00
6	Clay	2,588,794.06
7	Coal	164,123.65
8	Feldspar	9,631.68
9	Mica	1,080.00
	TOTAL	15,134,541.35

3. MINERAL PRODUCTION 2018 KWARA STATE		
S/NO	MINERAL TYPE	MINERAL PRODUCTION(TONS)
1	Granite	51,463.25
2	Laterite	13,166.69
3	Sand	9,300.00
4	Marble	1,666.60
	TOTAL	75,596.55
4. MINERAL PRODUCTION 2018 FOR NASARAWA STATE		
S/NO	MINERAL TYPE	MINERAL PRODUCTION(TONS)
1	Granite	72,164.50
2	Granite Block	11,239.25
3	Sand	251.69
4	Laterite	15,216.60
5	Marble	1,928.03
6	Lead/Zinc	693.71
7	Baryte	387.00
8	Coal	2,370.01
9	Columbite	138.04
10	Zircon	889.90
11	Zircon Sand	530.80
12	Tourmaline	0.0108
13	Mica	2466.67
	TOTAL	108,276.21
5. MINERAL PRODUCTION 2018 FOR NIGER STATE		
S/NO	MINERAL TYPE	MINERAL PRODUCTION(TONS)
1	Granite	23,610.95
2	Granite Dust	1,992.00
3	Laterite	5,603.33
4	Sand	3,050.00
5	Gold	0.005427
6	Sapphire	20,454.00
7	Clay	45,280.20
8	Lead/zinc	300.00
9	Topaz	15.00
10	Tourmaline	0.002869
11	Acquamarine	6,819.00
	TOTAL	107,124.48

6. MINERAL PRODUCTION 2018 FOR PLATEAU STATE		
S/No	MINERAL TYPE	MINERAL PRODUCTION(TONS)
1	Tin Ore(Cassiterite)	6,090.48
2	Columbite	1,564.50
3	Lead/Zinc	5,218.87
4	Granite Aggregate	58,489.95
5	Laterite	17,876.10
6	Sand	261.00
7	Topaz	7.24
8	Tourmaline	0.000892
9	Amethyst	0.0030
10	Sapphire	0.0014550
11	Zircon Sand	
12	Wolframite	129.00
13	Kaolin	12.50
14	Coltan	139.00
15	Garnet	0.80
16	Quart	26.20
17	Aquamarine	0.109020
18	Iron Ore	809.13
19	Copper	30.00
	TOTAL	90,654.90
	NORTH -EAST ZONE	2,120,010.57
7. MINERAL PRODUCTION 2018 FOR ADAMAWA STATE		
S/NO	MINERAL TYPE	MINERAL PRODUCTION(TONS)
1	Granite	55,161.76
2	Laterite	21,405.95
	TOTAL	76,567.70
8. MINERAL PRODUCTION 2018 FOR BAUCHI STATE		
S/NO	MINERAL TYPE	MINERAL PRODUCTION(TONS)
1	Granite Aggregate	161,053.42
2	Granite Dust	5,864.10
3	Sand	450.00
4	Lead/ Zinc	4,681.73
5	Columbite	111.50
6	Tin	2,088.58
7	Laterite	13,112.82
8	Kaolin	3,994.30
9	Iron Ore	602.74
10	Feldspar	30.00
	TOTAL	191,989.20

9. MINERAL PRODUCTION 2018 FOR BORNO STATE		
S/NO	MINERAL TYPE	MINERAL PRODUCTION(TONS)
1	Granite	1,713.30
2	Sand	4,100.00
3	Laterite	2,590.00
	TOTAL	8,403.30
MINERAL PRODUCTION 2018 FOR GOMBE STATE		
S/NO	MINERAL TYPE	MINERAL PRODUCTION(TONS)
1	Granite	35,063.50
2	Laterite	15,273.80
3	Limestone	1,184,708.28
4	Coal	186,158.69
5	Gypsum	39,051.61
6	Sand	4,875.00
	TOTAL	1,465,130.88
MINERAL PRODUCTION 2018 FOR TARABA STATE		
S/NO	MINERAL TYPE	MINERAL PRODUCTION(TONS)
1	Granite	19,650.00
2	Laterite	307,111.00
3	Sand	9,475.00
4	Lead/Zinc	90.00
5	Quartz	2.00
	TOTAL	336,328.00
MINERAL PRODUCTION 2018 FOR YOBE STATE		
S/NO	MINERAL TYPE	MINERAL PRODUCTION(TONS)
1	Granite	
2	Laterite	41,591.49
3	Iron Ore	
	TOTAL	41,591.49

	NORTH-WEST ZONE	6,065,727.46
MINERAL PRODUCTION 2018 FOR JIGAWA STATE		
S/NO	MINERAL TYPE	MINERAL PRODUCTION(TONS)
1	Laterite	
2	Granite	119,583.25
3	Granite Dust	
4	Sand	
	TOTAL	119,583.25
MINERAL PRODUCTION 2018 FOR KADUNA STATE		
S/N	MINERAL TYPE	MINERAL PRODUCTION(TONS)
1	Granite	69,451.33
2	Granite Dust	1,040.00
3	Laterite	74,337.33
4	Sand	62,655.00
5	Granite (Block)	5,676.00
6	Beryl Ore	0.001333
7	Quartz	900.00
8	Amethyst	6.30
9	Lithium	1,266.70
10	Tin Ore	45.00
11	sapphire	623,606.00
	TOTAL	838,983.66
MINERAL PRODUCTION 2018 FOR KANO STATE		
S/NO	MINERAL TYPE	MINERAL PRODUCTION(TONS)
1	Granite	267,736.80
2	Granite Dust	115,450.92
3	Laterite	358,057.64
4	Sand	53,633.50
5	ruby stone	2.00
6	sapphire	12.00
7	Tuormaline	316.00
8	Aquamarine	1.00
9	beryl	35.00
10	Gold	0.003319
	TOTAL	795,244.86
MINERAL PRODUCTION 2018 FOR KATSINA STATE		
S/NO	MINERAL TYPE	MINERAL PRODUCTION(TONS)
1	Granite	232,702.99
2	Laterite	565,715.37
3	Silica Sand	37,721.00
4	Sand	26,804.19
5	Kaolin	420.00
6	Granite Block	88.795
7	Marl/Clay	53,100.000
8	Granite dust	11,779.00
	TOTAL	928,331.35

MINERAL PRODUCTION 2018 FOR KEBBI STATE		
S/NO	MINERAL TYPE	MINERAL PRODUCTION(TONS)
1	Laterite	9,166.66
2	Granite	1,444.00
3	Gold	0.0003
5	Manganese	159,474.70
7	Talc	2,667.99
8	Sand	4,125.00
	TOTAL	176,878.35
MINERAL PRODUCTION 2018 FOR SOKOTO STATE		
S/N	MINERAL TYPE	MINERAL PRODUCTION(TONS)
1	Limestone	1,511,766.00
2	Shale	14,747.00
3	Laterite	114,076.34
4	Sand	4,237.00
	TOTAL	1,644,826.34
MINERAL PRODUCTION 2018 FOR ZAMFARA STATE		
S/NO	MINERAL TYPE	MINERAL PRODUCTION(TONS)
1	Granite	1,055,877.58
2	Granite Dust	445,623.56
3	Laterite	54,347.60
4	Gold	0.015843
5	iron ore	30.90
6	sand	6,000.00
	TOTAL	1,561,879.66

SOUTH -WEST ZONE		20,006,596.01
MINERAL PRODUCTION 2018 FOR EKITI STATE		
S/NO	MINERAL TYPE	MINERAL PRODUCTION(TONS)
1	Granite	45,800.00
2	Sand	21,521.00
3	Feldspar	2,856.70
4	Tourmaline	0.0051
5	Tantalite	0.10
	TOTAL	70,177.81
MINERAL PRODUCTION 2018 FOR LAGOS STATE		
S/NO	MINERAL TYPE	MINERAL PRODUCTION(TONS)
1	Sand	1,311,503.86
2	Laterite	
	TOTAL	1,311,503.86
MINERAL PRODUCTION 2018 FOR OGUN STATE		
S/NO	MINERAL TYPE	MINERAL PRODUCTION(TONS)
1	Granite	3,489,593.14
2	Granite Dust	1,712,709.94
3	Laterite	665,197.81
4	Limestone	9,096,089.94
5	Shale	931,604.00
6	Clay	569,080.53
7	Sand	17,500.00
8	Kaolin	540.00
9	Feldspar	15,089.68
	TOTAL	16,497,405.04
MINERAL PRODUCTION 2018 FOR ONDO STATE		
S/NO	MINERAL TYPE	MINERAL PRODUCTION(TONS)
1	Granite Aggregates	1,335,104.47
2	Granite Block	11,243.65
3	Sand	48,950.00
4	Laterite	40,399.80
	TOTAL	1,435,697.92
MINERAL PRODUCTION 2018 FOR OSUN STATE		
S/NO	MINERAL TYPE	MINERAL PRODUCTION(TONS)
1	Granite	25,867.71
2	Sand	45,587.50
3	Laterite	833.34
4	Gold	0.039111
5	Tourmaline(green)	0.009575
6	feldspar	11,913.66
	TOTAL	84,202.25
MINERAL PRODUCTION 2018 FOR OYO STATE		
S/NO	MINERAL TYPE	MINERAL PRODUCTION(TONS)
1	Granite	550,995.20
2	Sand	4,074.75
3	Tourmaline	0.166986
4	Laterite	1,898.00
5	Marble Aggregates	7,113.52
6	Tin	3,496.62
7	Tantalite	920.00
	TOTAL	568,498.26

	SOUTH-EAST ZONE	2,062,471.20
MINERAL PRODUCTION 2018 FOR ABIA STATE		
S/N	MINERAL TYPE	MINERAL PRODUCTION(TONS)
1	Granite	157,208.85
2	Sand	9,570.00
3	Laterite	7,783.27
	TOTAL	174,562.12
MINERAL PRODUCTION 2018 FOR ANAMBRA STATE		
S/N	MINERAL TYPE	MINERAL PRODUCTION(TONS)
1	Laterite	58,913.57
2	Sand	161,828.59
3	Granite	933.36
	TOTAL	221,675.52
MINERAL PRODUCTION 2018 FOR EBONYI STATE		
S/N	MINERAL TYPE	MINERAL PRODUCTION(TONS)
1	Granite	769,038.63
2	Granite Dust	138,706.68
3	Lead/Zinc	299,668.69
4	limestone	251,580.36
5	Laterite	27,666.60
	TOTAL	1,486,660.96
MINERAL PRODUCTION 2018 FOR ENUGU STATE		
S/N	MINERAL TYPE	MINERAL PRODUCTION(TONS)
1	Laterite	7,477.60
2	Sand	129,195.00
	TOTAL	136,672.60
MINERAL PRODUCTION 2018 FOR IMO STATE		
S/N	MINERAL TYPE	MINERAL PRODUCTION(TONS)
1	Sand	42,900.00
	TOTAL	42,900.00

	SOUTH-SOUTH ZONE	7,379,518.98
MINERAL PRODUCTION 2018 FOR AKWA IBOM STATE		
S/N	MINERAL TYPE	MINERAL PRODUCTION(TONS)
1	Laterite	1,806,060.34
2	Sand	112,544.00
	TOTAL	1,918,604.34
MINERAL PRODUCTION 2018 FOR BAYELSA STATE		
S/N	MINERAL TYPE	MINERAL PRODUCTION(TONS)
1	Sand	explosives fees
MINERAL PRODUCTION 2018 FOR CROSS RIVER STATE		
S/N	MINERAL TYPE	MINERAL PRODUCTION(TONS)
1	Granite	1,293,068.00
2	Granite Dust	50,390.00
3	Limestone	2,150,000.00
	TOTAL	3,493,458.00
MINERAL PRODUCTION 2018 FOR DELTA STATE		
S/N	MINERAL TYPE	MINERAL PRODUCTION(TONS)
1	Sand	151,648.00
2	Laterite	90,319.30
3	Sand stone	133.30
4	Granite	200.00
	TOTAL	242,300.60
MINERAL PRODUCTION 2018 FOR EDO STATE		
S/N	MINERAL TYPE	MINERAL PRODUCTION(TONS)
1	Granite Aggregates	561,265.23
2	Granite Dust	109,028.52
3	Laterite	46,190.51
4	Sand	14,672.20
5	Limestone	732,272.98
6	Kaolin	6,740.00
7	Dolomite	17,877.00
8	Clay	202,600.00
9	Feldspar	1,833.66
10	Marble	13,100.60
11	Coal	26.66
	TOTAL	1,705,607.36
MINERAL PRODUCTION 2018 FOR RIVERS STATE		
S/N	MINERAL TYPE	MINERAL PRODUCTION(TONS)
1	Sand	19,548.68
2	Laterite	
3	Bartye	
	TOTAL	19,548.68

Mineral Production by State 2018

States	Production figure(tonnes)
BENUE	805,277.10
KOGI	15,134,541.35
KWARA	75,596.55
NASARRAWA	108,276.21
NIGER	107,124.48
PLATEAU	90,654.90
ADAMAWA	76,567.70
BAUCHI	191,989.20
BORNO	8,403.30
GOMBE	1,465,130.88
TARABA	336,328.00
YOBE	41,591.49
JIGAWA	119,583.25
KADUNA	838,983.66
KANO	795,244.86
KASTINA	928,331.35
KEBBI	176,878.35
SOKOTO	1,644,826.34
ZAMFARA	1,561,879.66
EKITI	70,177.81
LAGOS	1,311,503.86
OGUN	16,497,405.04
ONDO	1,435,697.92
OSUN	84,202.25
OYO	568,498.26
ABIA	174,562.12
ANAMBRA	221,675.52
EBONYI	1,486,660.96
ENUGU	136,672.60
IMO	42,900.00
AKWA IBOM	1,918,604.34
CROSS RIVER	3,493,458.00
DELTA	242,300.60
EDO	1,705,607.36
RIVERS	19,548.68
FCT	1,894,280.63
BAYELSA	-
NATIONAL	55,810,964.55

Min	
Minerals	Production figure(tonnes)
AQUAMARINE	6,820.11
AMETHYST	6.30
BARYTE	387.00
BERYL	35.00
CLAY	3,468,007.79
COAL	352,679.01
COLUMBITE	1,814.04
COLTAN	139.00
COPPER	30.00
DOLOMITE	17,877.00
FELDSPAR	41,355.38
GARNET	0.80
GOLD	0.039111
GRANITE	9,627,160.29
GRANITE AGGREGATES	2,115,913.07
GRANITE BLOCK	28,420.90
GRANITE DUST	3,395,591.61
GYPSUM	39,051.61
IRON ORE	1,582.77
KAOLIN	11,706.80
LATERITE	5,076,092.07
LEAD/ZINC	310,653.00
LITHIUM	1,266.70
LIMESTONE	27,195,278.76
MARBLE	16,695.23
MARBLE AGGREGATES	7,113.52
MANGANESE	159,529.36
MICA	3,546.67
RUBY	2.00
SAND	2,285,714.96
SAND STONE	133.30
SAPPHIRE	644,072.00
SHALE	946,351.00
SILICA SAND	37,721.00
TALC	2,667.99
TANTALITE	920.10
TIN ORE(CASSITERITE)	11,720.69
TOPAZ	22.24
TOURMALINE	407.53
WOLFRAMITE	129.00
QUARTZ	928.20
ZIRCON	889.90
ZIRCON SAND	530.80
TOTAL	55,810,964.53

Acknowledgements/Contacts

Acknowledgements

We acknowledge the contributions of our strategic partner Federal Ministry of Solid Minerals and our technical partner, Proshare in the design, concept and production of this publication.





Contact Us

 @nigerianstat

 NBSNigeria

 www.nigerianstat.gov.ng

 **Head Office Address**
Plot 762, Independence Avenue, Central
Business District, FCT, Abuja Nigeria.

 +234 803 386 5388

 feedback@nigerianstat.gov.ng