



NATIONAL BUREAU OF STATISTICS

Pension Asset and Membership Data

(Q4 2018)

A large glass jar filled with various coins and banknotes. A white rectangular sign is placed in the center of the jar, with the word 'PENSION' written on it in a dark, hand-drawn font. The background is a solid green color.

PENSION

Report Date: March 2019

Data Source: National Bureau of Statistics / National Pension Commission

Contents

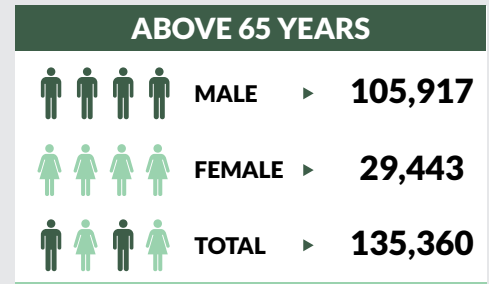
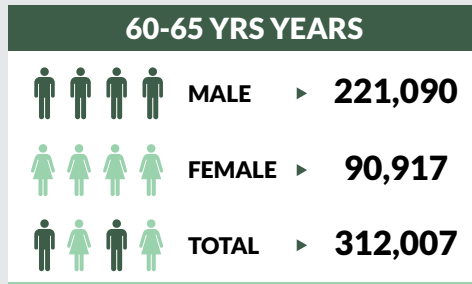
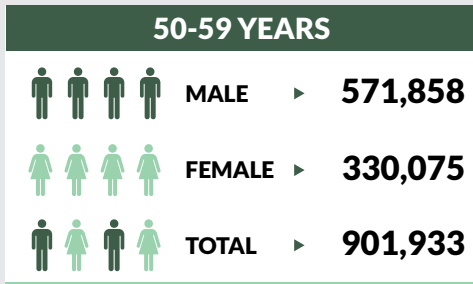
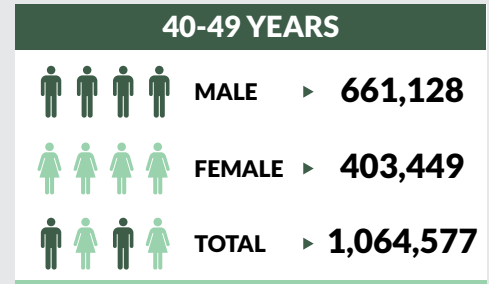
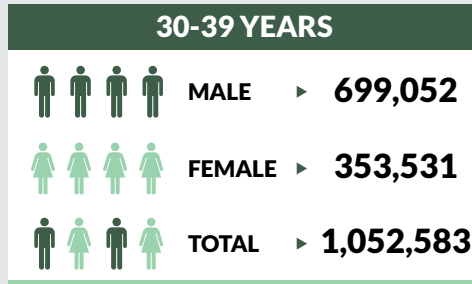
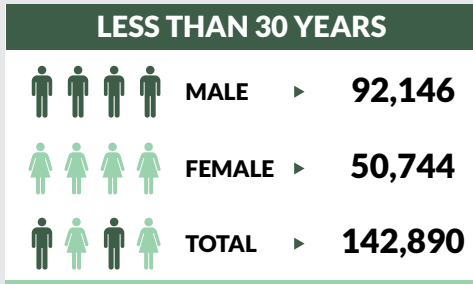
Executive Summary	1
Pension Asset and Membership Data Q4	
RSA Membership – Q4	
Public	2
Private	3
Total	4
Summary of Pension Fund Assets - Q4	
Approved Existing Scheme	5
Closed Pension Fund Administrators	7
RSA Fund I	9
RSA Fund II	11
RSA Fund III	13
RSA Fund IV	15
Total - RSA Funds	17
Total Pension Fund Assets	19
Weight	21
Appendix	23
Methodology	25
Acknowledgment and Contact	26

Executive Summary

The Pension Asset and RSA Membership Data Q4 2018 reflected that 8,410,184 workers are registered under the pension scheme compared to 8,136,202 registered workers in Q2 2018 while the Pension Fund Asset under Management as at Q4 2018 stood at N8,637mln as against N8,323mln in Q2 2018.

FGN Bonds has the highest weight percentage of 52.49% of the total pension fund assets and closely followed by treasury bills with 19.37% weight and local money market securities with 8.21% weight while foreign money market securities has the least with 0.04% weight.

Participants within the age distribution 30-39yrs have the highest percentage composition closely followed by participants within the age bracket of 40-49yrs and 50-59yrs while participants above 65years has the least percentage composition.



TOTAL




MALE

2,351,191



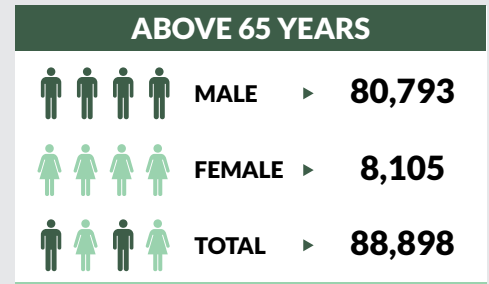

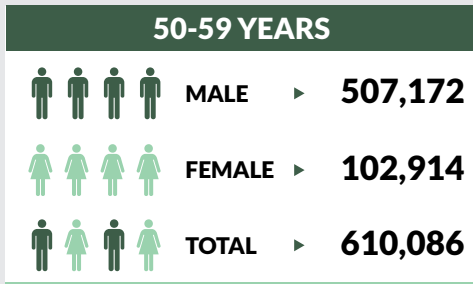
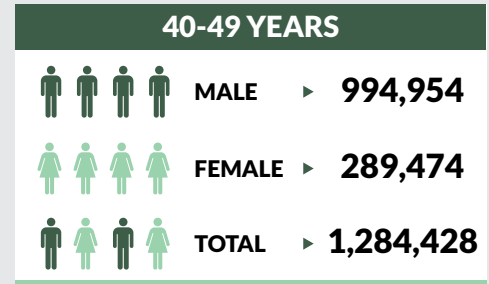
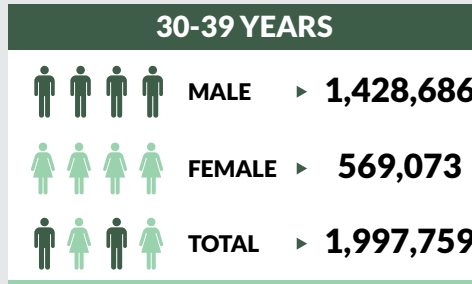
FEMALE

1,258,159



TOTAL

3,609,350



TOTAL



MALE

3,586,885



FEMALE

1,213,949

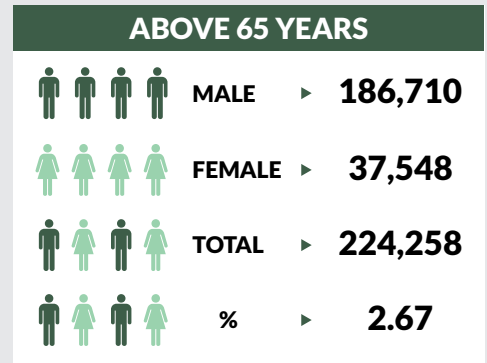
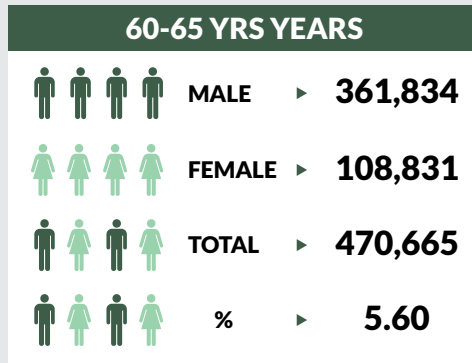
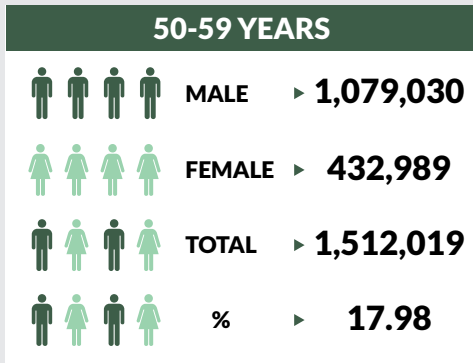
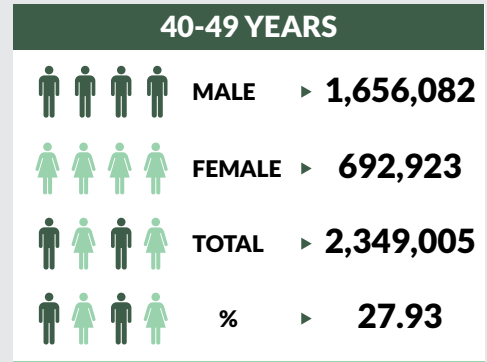
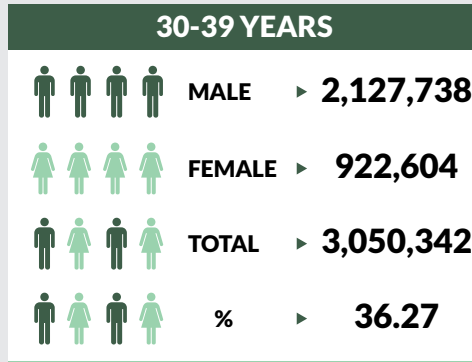
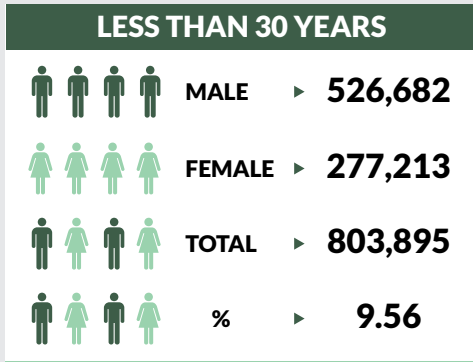


TOTAL

4,800,834

Pension Asset and Membership Data - Q4 2018

Total (Private and Public)



TOTAL




MALE

5,938,076



FEMALE

2,472,108



TOTAL

8,410,184

Pension Asset and Membership Data - Q4 2018

Summary of Pension Fund Assets - Q4 2018
 AES - Approved Existing Scheme




ASSET CLASS (N' MILLION)

DOMESTIC ORDINARY SHARES

N79,076.29

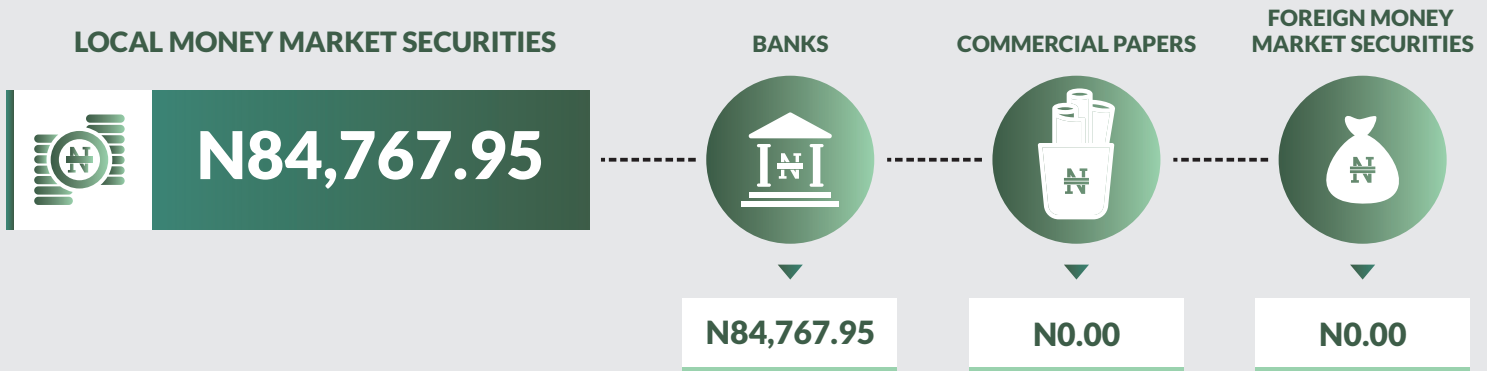
FOREIGN ORDINARY SHARES

N0.00

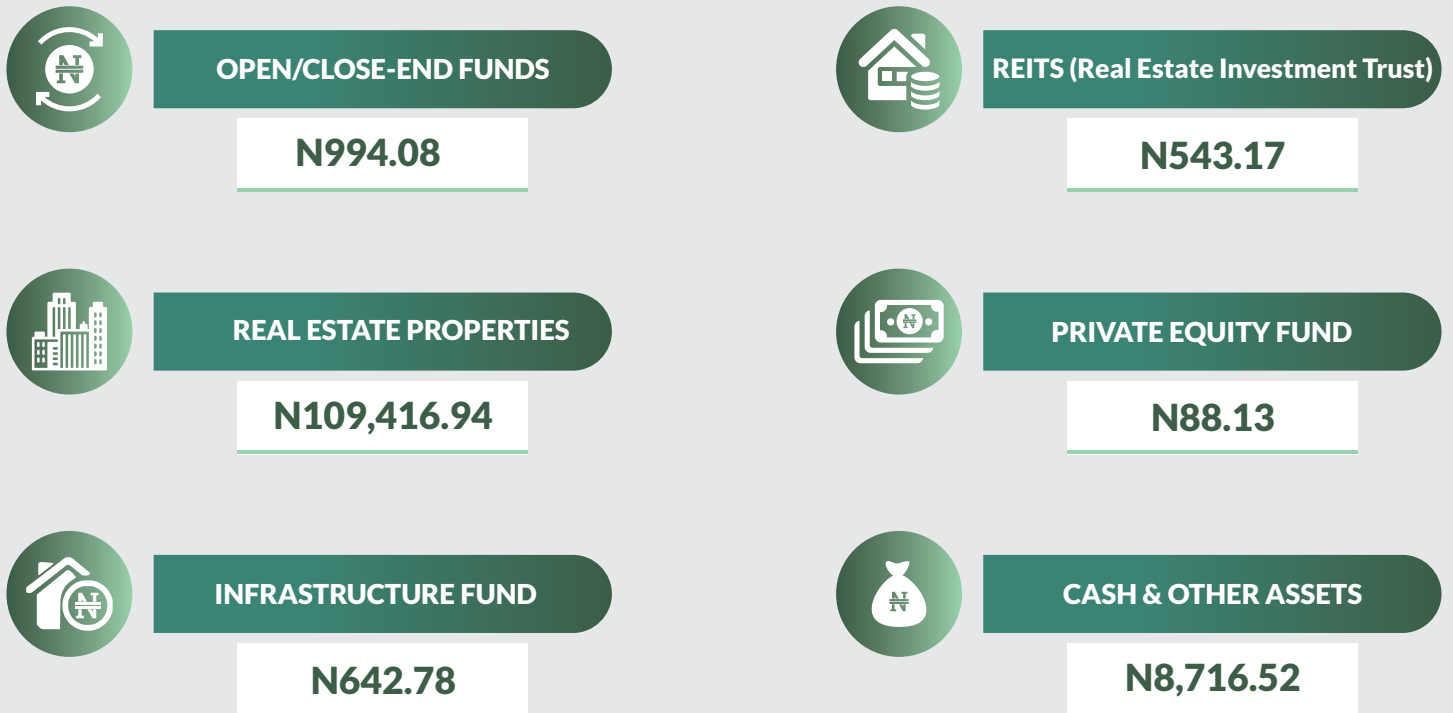


Pension Asset and Membership Data - Q4 2018

Summary of Pension Fund Assets - Q4 2018
AES - Approved Existing Scheme



MUTUAL FUNDS **N1,537.25**



**TOTAL
ASSETS VALUE**

N977,836.42

Pension Asset and Membership Data - Q4 2018

Summary of Pension Fund Assets - Q4 2018
CPFA - Closed Pension Fund Administrators




ASSET CLASS (N' MILLION)

DOMESTIC ORDINARY SHARES

N32,835.79

FOREIGN ORDINARY SHARES

N55,862.19



CORPORATE DEBT SECURITIES

N141,726.54

CORPORATE BONDS

N141,726.54

CORPORATE INFRASTRUCTURE BONDS

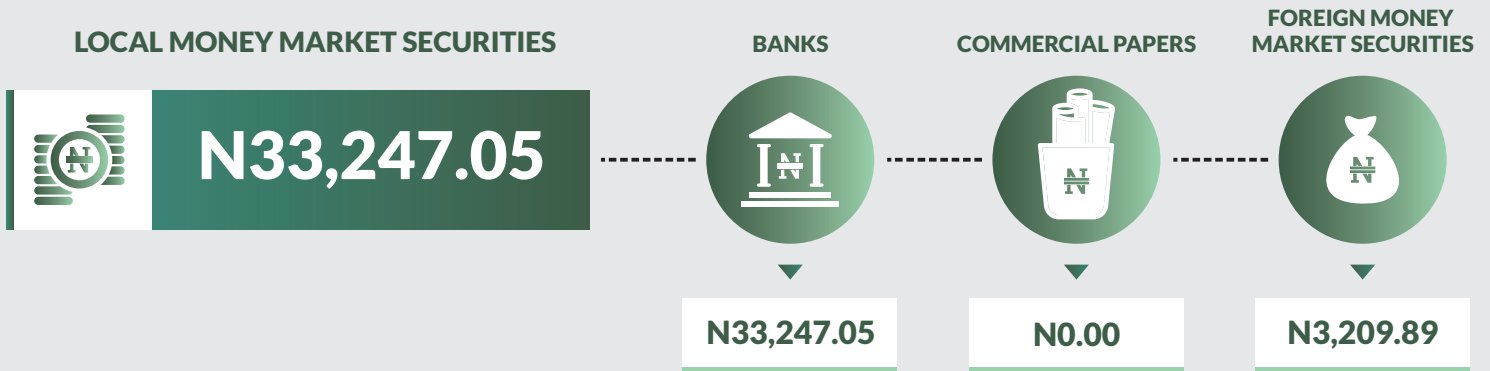
N0.00

SUPRA-NATIONAL BONDS

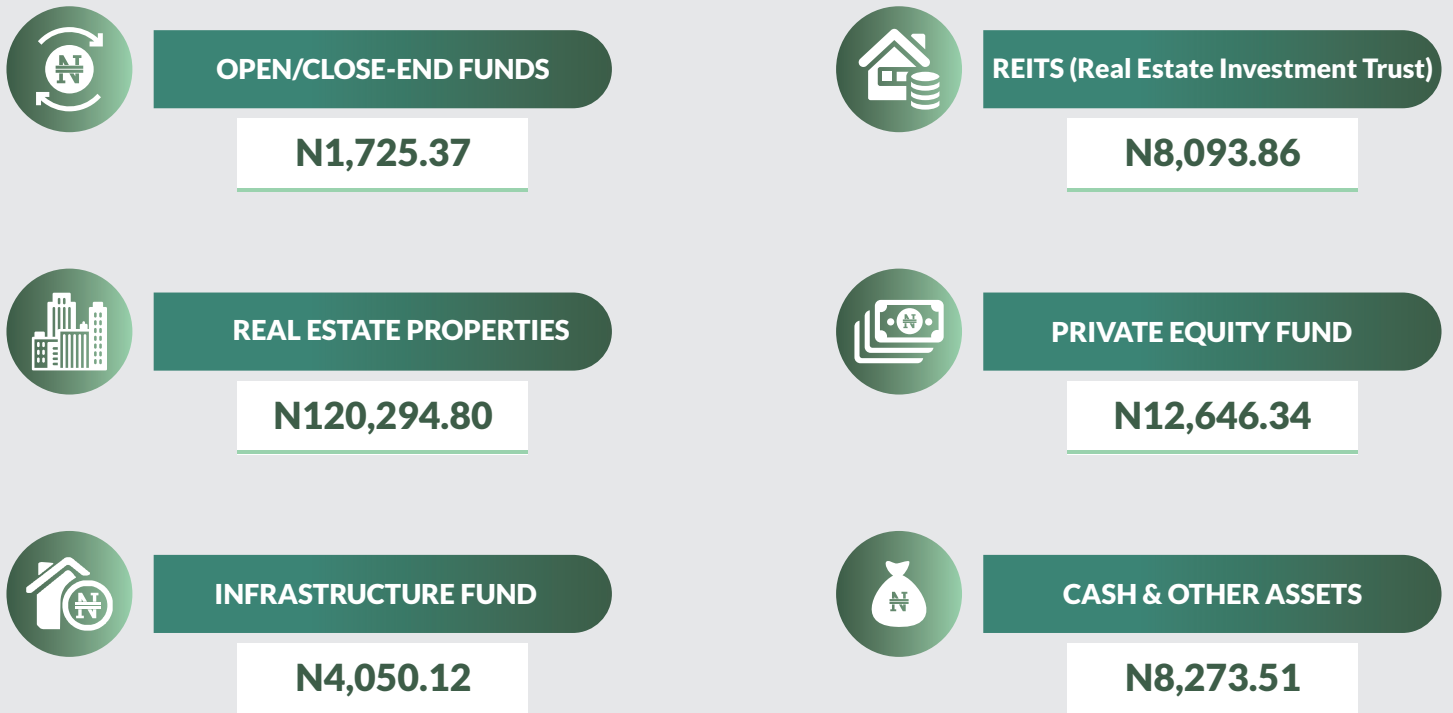
N1,243.50

Pension Asset and Membership Data - Q4 2018

Summary of Pension Fund Assets – Q4 2018
CPFA -Closed Pension Fund Administrators



MUTUAL FUNDS **N9,819.23**



**TOTAL
ASSETS VALUE**

N1,077,571.37

Pension Asset and Membership Data - Q4 2018

Summary of Pension Fund Assets - Q4 2018
RSA Fund I




ASSET CLASS (N' MILLION)

DOMESTIC ORDINARY SHARES

N775.57

FOREIGN ORDINARY SHARES

N0.00



CORPORATE DEBT SECURITIES

N815.90

CORPORATE BONDS

N805.19

CORPORATE INFRASTRUCTURE BONDS

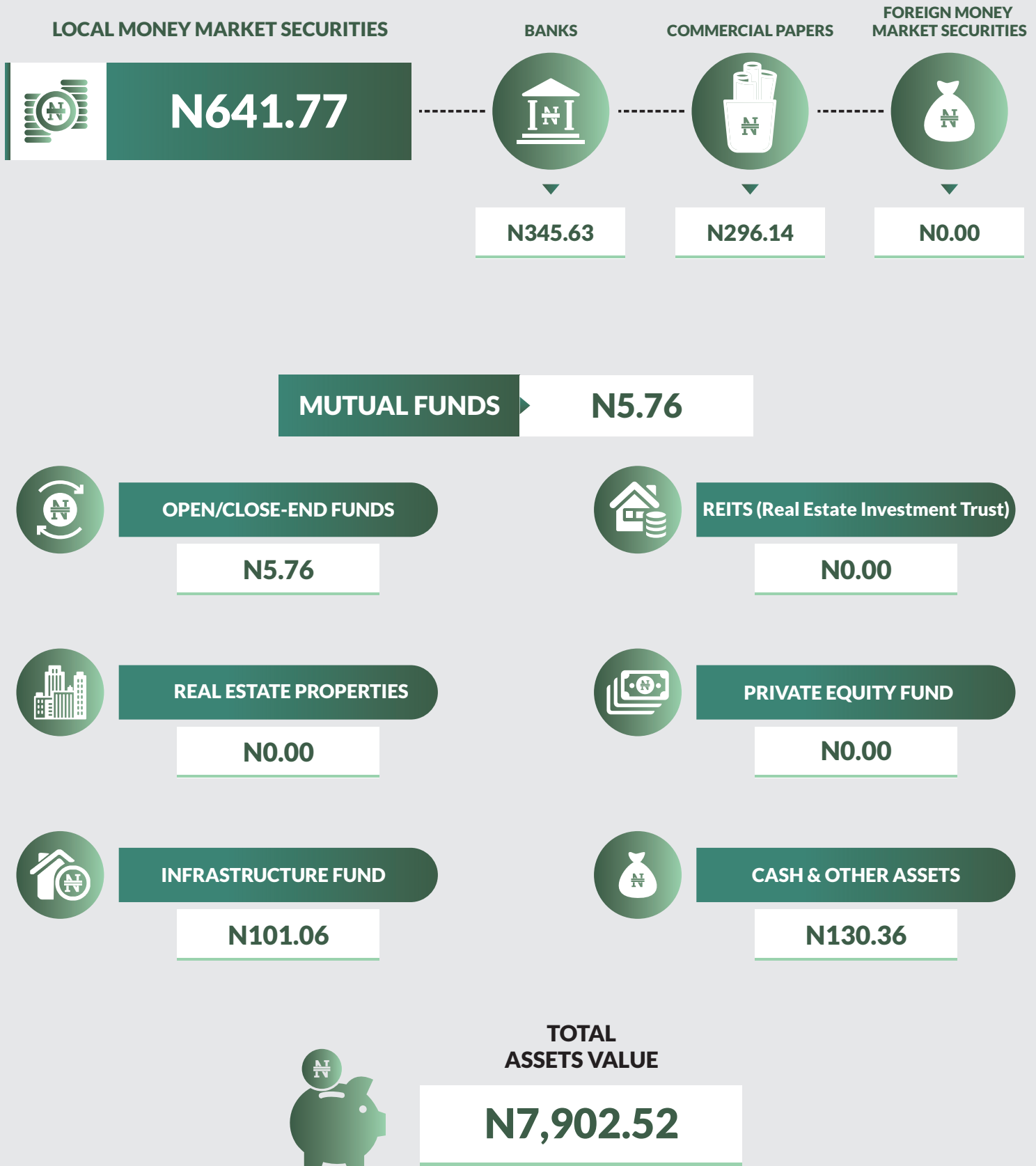
N10.71

SUPRA-NATIONAL BONDS

N0.00

Pension Asset and Membership Data - Q4 2018

Summary of Pension Fund Assets – Q4 2018
RSA Fund I



Pension Asset and Membership Data - Q4 2018

Summary of Pension Fund Assets - Q4 2018
RSA Fund II



ASSET CLASS (N' MILLION)

DOMESTIC ORDINARY SHARES

N401,051.05

FOREIGN ORDINARY SHARES

N0.00



CORPORATE DEBT SECURITIES

N168,153.40

CORPORATE BONDS

N162,640.97

CORPORATE INFRASTRUCTURE BONDS

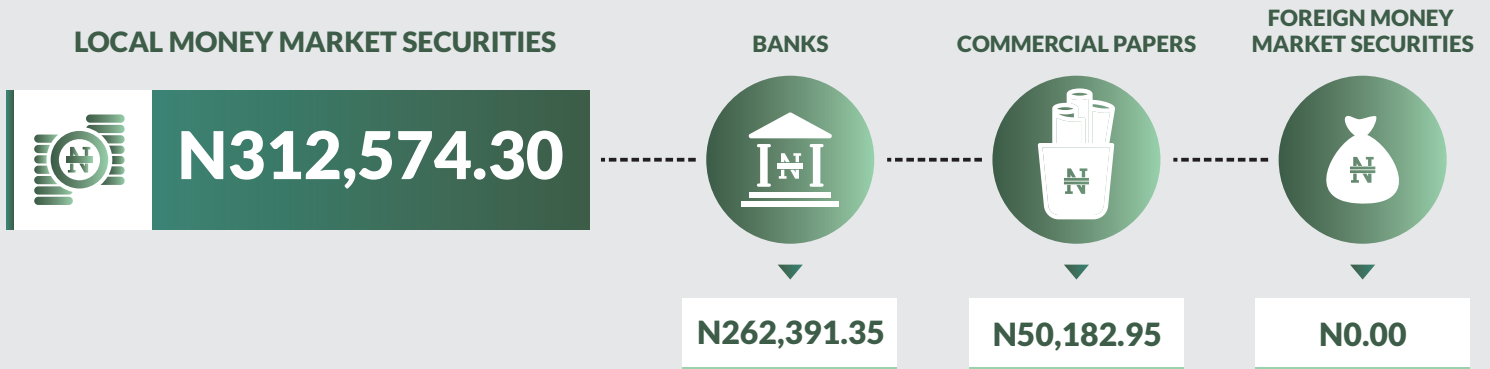
N5,512.43

SUPRA-NATIONAL BONDS

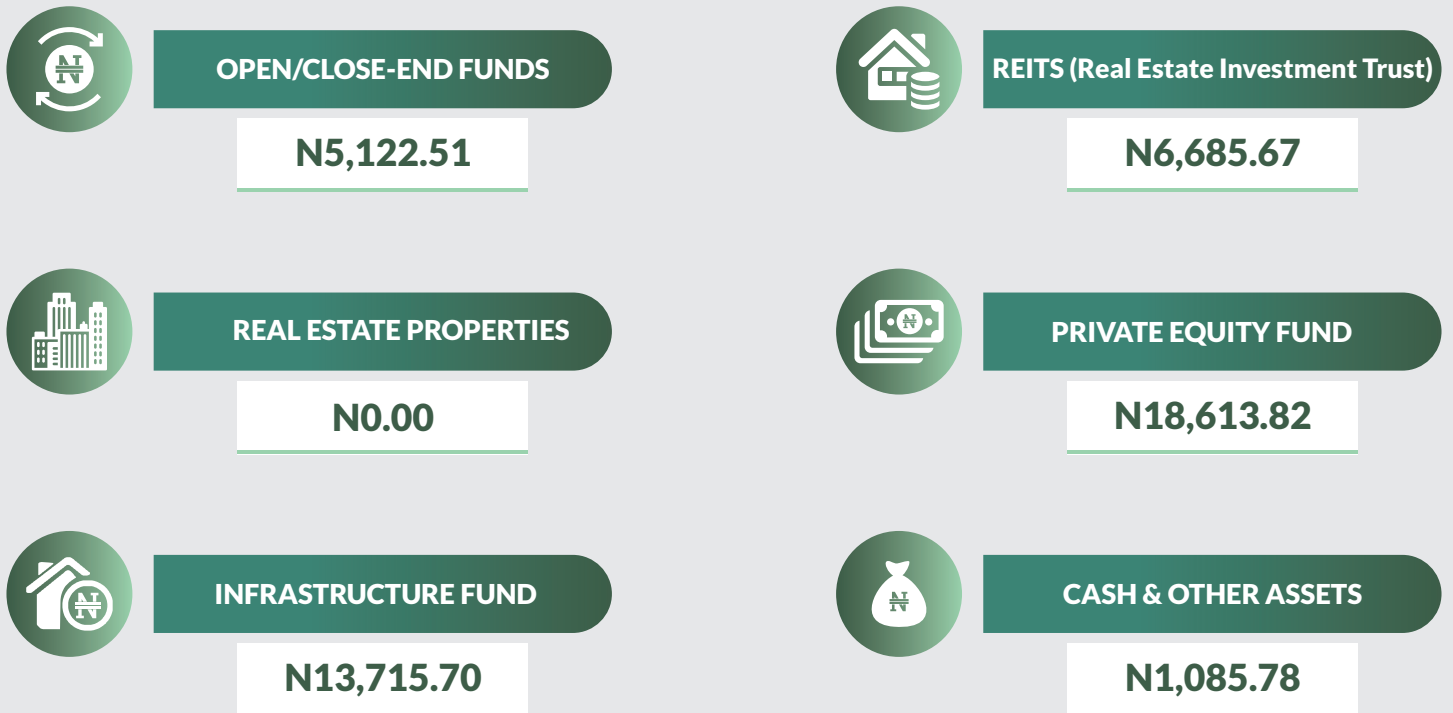
N2,835.51

Pension Asset and Membership Data - Q4 2018

Summary of Pension Fund Assets – Q4 2018
RSA Fund II



MUTUAL FUNDS ▶ N11,808.18



TOTAL
ASSETS VALUE

N3,826,344.38

Pension Asset and Membership Data - Q4 2018

Summary of Pension Fund Assets – Q4 2018
RSA Fund III




ASSET CLASS (N' MILLION)

DOMESTIC ORDINARY SHARES

N85,810.70

FOREIGN ORDINARY SHARES

N0.00



CORPORATE DEBT SECURITIES

N70,434.31

CORPORATE BONDS

N68,740.71

CORPORATE INFRASTRUCTURE BONDS

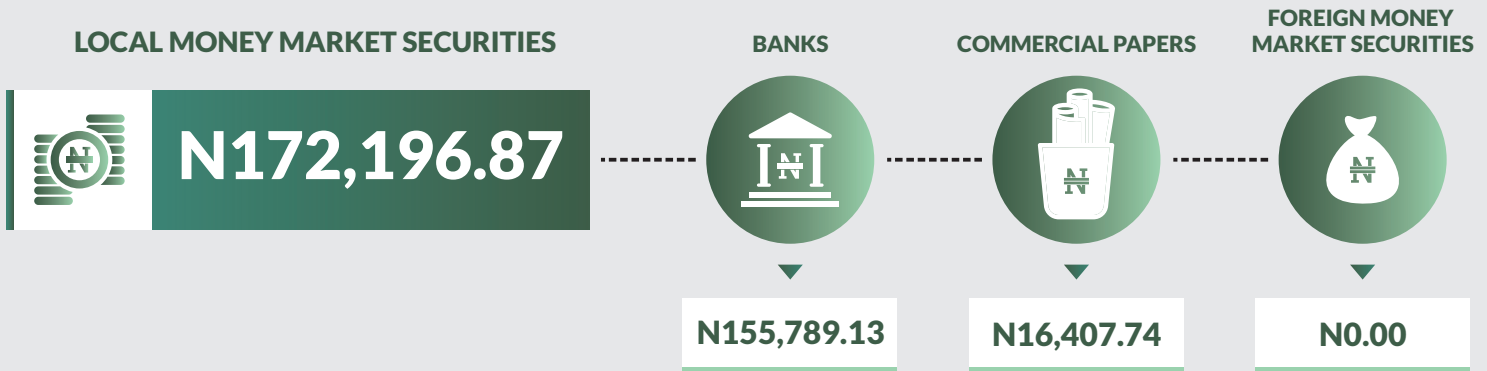
N1,693.60

SUPRA-NATIONAL BONDS

N641.38

Pension Asset and Membership Data - Q4 2018

Summary of Pension Fund Assets – Q4 2018
RSA Fund III



MUTUAL FUNDS N837.68



OPEN/CLOSE-END FUNDS

N625.33



REITs (Real Estate Investment Trust)

N212.35



REAL ESTATE PROPERTIES

N0.00



PRIVATE EQUITY FUND

N0.00



INFRASTRUCTURE FUND

N0.00



CASH & OTHER ASSETS

N5,763.43

TOTAL
ASSETS VALUE



N2,064,223.02

Pension Asset and Membership Data - Q4 2018

Summary of Pension Fund Assets – Q4 2018
RSA Fund IV





ASSET CLASS (N' MILLION)

DOMESTIC ORDINARY SHARES

N6,647.91


FOREIGN ORDINARY SHARES

N0.00



Pension Asset and Membership Data - Q4 2018

Summary of Pension Fund Assets – Q4 2018
RSA Fund IV



MUTUAL FUNDS: N0.00

OPEN/CLOSE-END FUNDS: N0.00

REITS (Real Estate Investment Trust): N0.00

REAL ESTATE PROPERTIES: N0.00

PRIVATE EQUITY FUND: N0.00

INFRASTRUCTURE FUND: N0.00

CASH & OTHER ASSETS: N8,348.31

TOTAL ASSETS VALUE: N683,858.49

Pension Asset and Membership Data - Q4 2018

Summary of Pension Fund Assets - Q4 2018
Total - RSA Funds



ASSET CLASS (N' MILLION)

DOMESTIC ORDINARY SHARES

N494,285.24

FOREIGN ORDINARY SHARES

N0.00



CORPORATE DEBT SECURITIES

N285,896.43

CORPORATE BONDS

N278,377.32

CORPORATE INFRASTRUCTURE BONDS

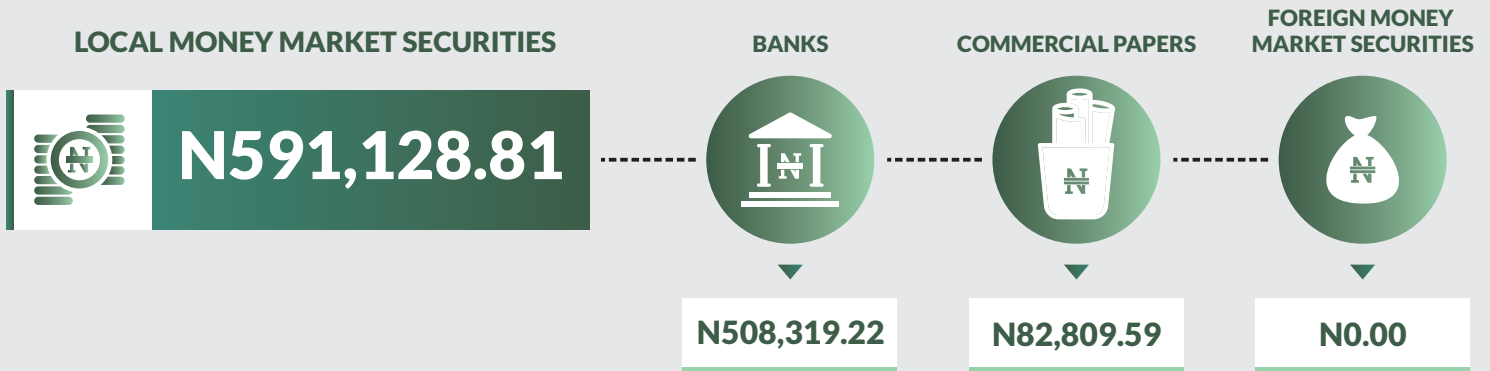
N7,519.11

SUPRA-NATIONAL BONDS

N5,669.73

Pension Asset and Membership Data - Q4 2018

Summary of Pension Fund Assets - Q4 2018
Total - RSA Funds



MUTUAL FUNDS ▶ N12,651.61



OPEN/CLOSE-END FUNDS
N5,753.60



REITs (Real Estate Investment Trust)
N6,898.01



REAL ESTATE PROPERTIES
N0.00



PRIVATE EQUITY FUND
N18,613.82



INFRASTRUCTURE FUND
N13,816.76



CASH & OTHER ASSETS
N15,327.87



TOTAL ASSETS VALUE
N6,582,328.41

Pension Asset and Membership Data - Q4 2018

Summary of Pension Fund Assets - Q4 2018 Total Pension Fund Assets




ASSET CLASS (N' MILLION)





DOMESTIC ORDINARY SHARES

N606,197.32



FOREIGN ORDINARY SHARES

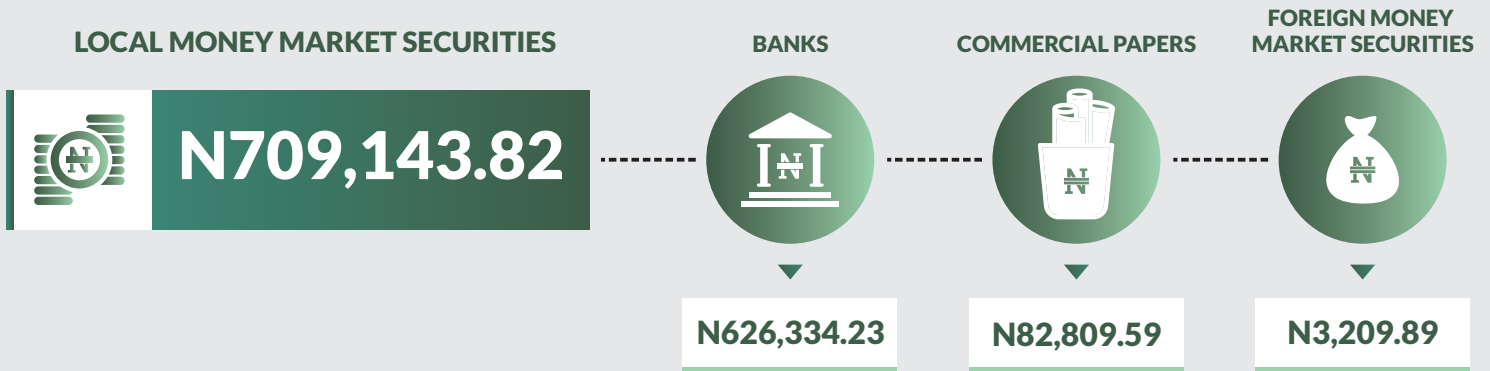
N55,862.19



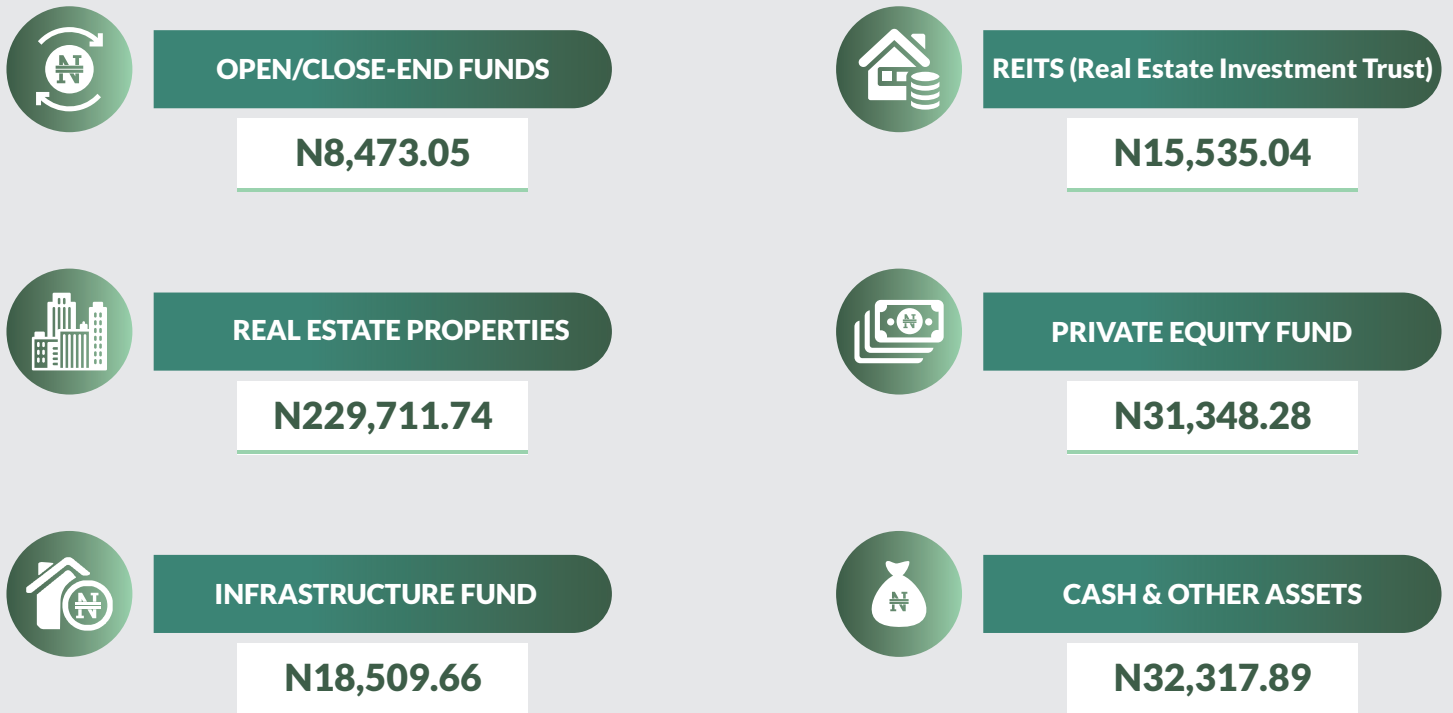
Pension Asset and Membership Data - Q4 2018

Summary of Pension Fund Assets - Q4 2018

Total Pension Fund Assets



MUTUAL FUNDS **N24,008.09**



TOTAL ASSETS VALUE

N8,637,736.17

Pension Asset and Membership Data - Q4 2018

Summary of Pension Fund Assets - Q4 2018 Weight



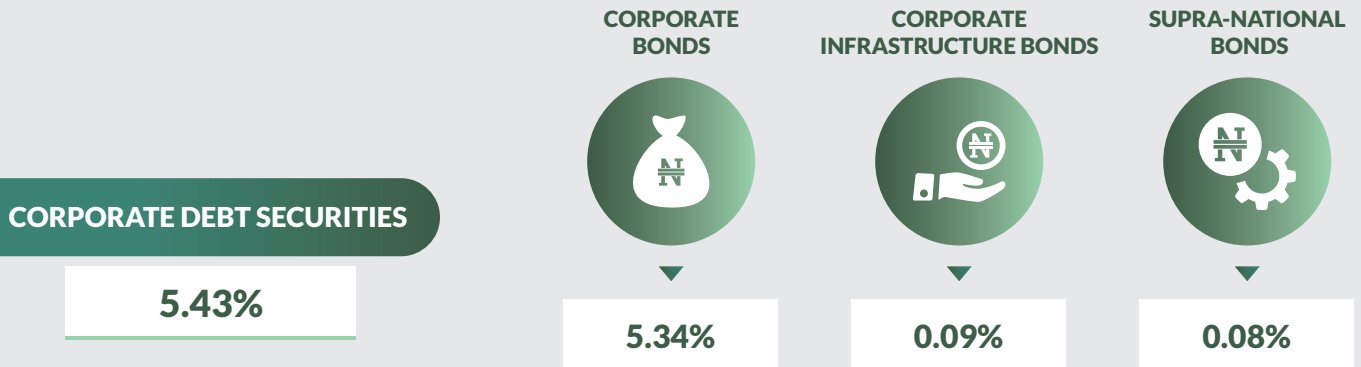
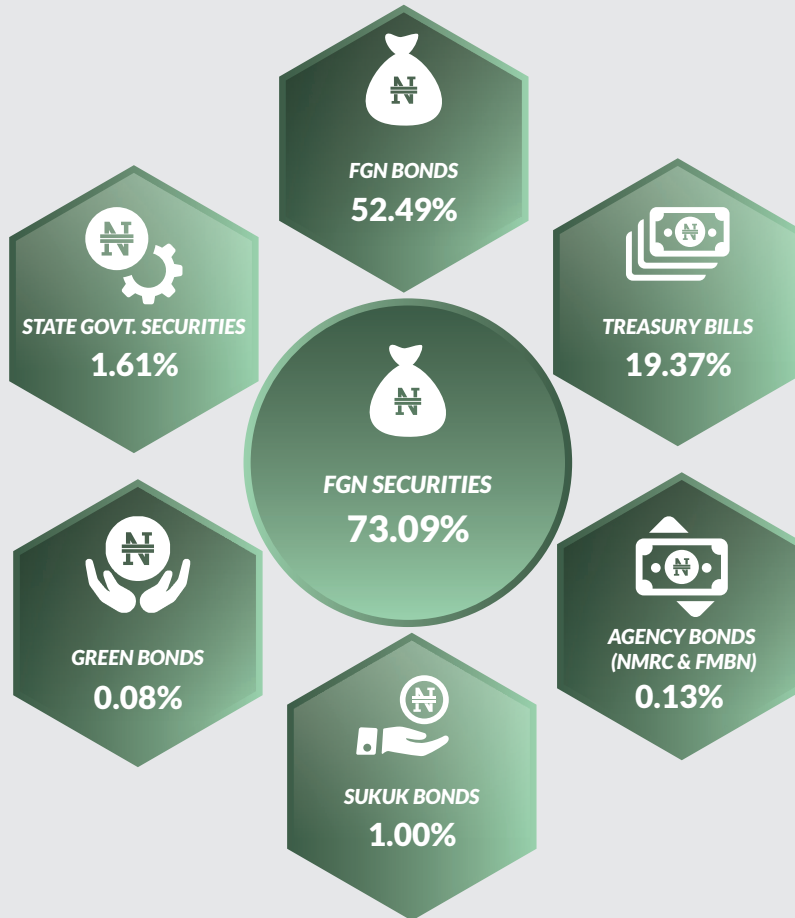
ASSET CLASS (N' MILLION)

DOMESTIC ORDINARY SHARES

7.02%

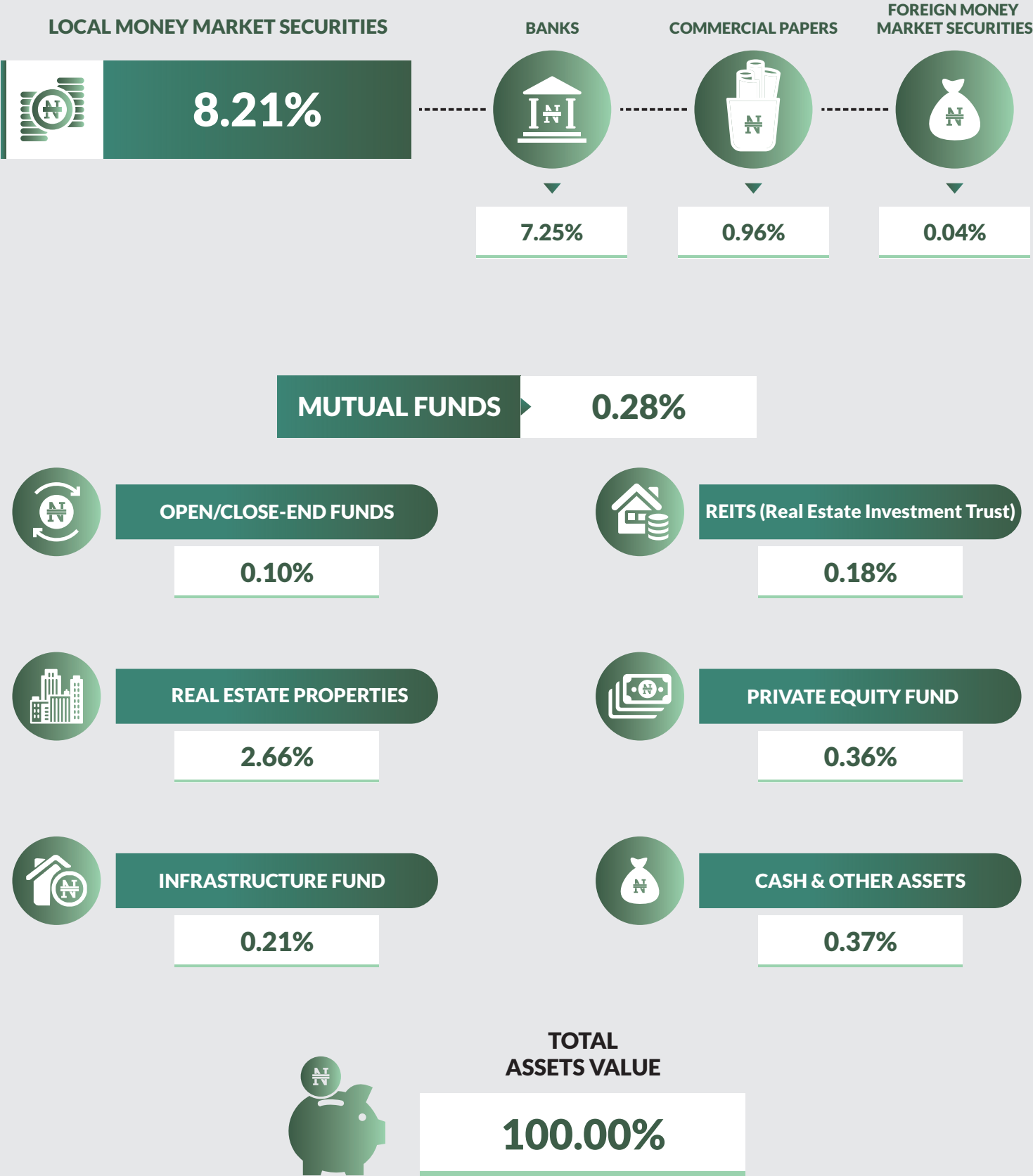
FOREIGN ORDINARY SHARES

0.65%



Pension Asset and Membership Data - Q4 2018

Summary of Pension Fund Assets - Q4 2018 Weight



AGE GRADE AND SECTORIAL BREAKDOWN OF RSA REGISTRATIONS Q4, 2018

Age Range	Public Sector		Private Sector		Total		Grand Total	
	Male	Female	Male	Female	Male	Female	Number	%
Less than 30 yrs	92,146	50,744	434,536	226,469	526,682	277,213	803,895	9.56
30- 39 yrs	699,052	353,531	1,428,686	569,073	2,127,738	922,604	3,050,342	36.27
40- 49 yrs	661,128	403,449	994,954	289,474	1,656,082	692,923	2,349,005	27.93
50- 59 yrs	571,858	330,075	507,172	102,914	1,079,030	432,989	1,512,019	17.98
60- 65 yrs	221,090	90,917	140,744	17,914	361,834	108,831	470,665	5.60
Above 65 yrs	105,917	29,443	80,793	8,105	186,710	37,548	224,258	2.67
Total	2,351,191	1,258,159	3,586,885	1,213,949	5,938,076	2,472,108	8,410,184	100

SUMMARY OF PENSION FUND ASSETS Q4, 2018

ASSET CLASS	EXISTING SCHEMES	CPFAs	RSA FUNDS					TOTAL PENSION FUND ASSETS	
			RSA FUND I	RSA FUND II	RSA FUND III	RSA FUND IV	TOTAL - RSA FUNDS	N' Million	Weight %
	N' Million	N' Million	N' Million	N' Million	N' Million	N' Million	N' Million		
Domestic Ordinary Shares	79,076.29	32,835.79	775.57	401,051.05	85,810.70	6,647.91	494,285.24	606,197.32	7.02
Foreign Ordinary Shares	-	55,862.19	-	-	-	-	-	55,862.19	0.65
FGN Securities:	638,797.87	640,134.93	5,358.44	2,828,457.27	1,698,022.30	502,353.95	5,034,191.96	6,313,124.75	73.09
FGN Bonds	422,440.89	474,490.62	2,202.80	2,082,613.07	1,229,289.46	323,328.39	3,637,433.72	4,534,365.23	52.49
Treasury Bills	216,356.98	165,162.80	3,154.14	676,444.56	438,555.14	173,747.72	1,291,901.56	1,673,421.34	19.37
Agency Bonds (NMRC & FMBN)	-	373.57	-	8,300.88	2,130.64	761.76	11,193.28	11,566.85	0.13
Sukuk Bonds	-	107.94	1.50	58,323.55	23,896.72	4,214.97	86,436.74	86,544.67	1.00
Green Bonds	-	-	-	2,775.21	4,150.34	301.11	7,226.66	7,226.66	0.08
State Govt. Securities	13,738.79	14,227.48	73.66	68,049.37	30,516.35	12,106.79	110,746.18	138,712.45	1.61
Corporate Debt Securities	41,053.90	141,726.54	815.90	168,153.40	70,434.31	46,492.83	285,896.43	468,676.87	5.43
Corporate Bonds	41,053.90	141,726.54	805.19	162,640.97	68,740.71	46,190.46	278,377.32	461,157.76	5.34
Corporate Infrastructure Bonds	-	-	10.71	5,512.43	1,693.60	302.37	7,519.11	7,519.11	0.09
Supra-National Bonds	-	1,243.50	-	2,835.51	641.38	2,192.84	5,669.73	6,913.22	0.08
Local Money Market Securities:	84,767.95	33,247.05	641.77	312,574.30	172,196.87	105,715.86	591,128.81	709,143.82	8.21
Banks	84,767.95	33,247.05	345.63	262,391.35	155,789.13	89,793.10	508,319.22	626,334.23	7.25
Commercial Papers	-	-	296.14	50,182.95	16,407.74	15,922.76	82,809.59	82,809.59	0.96
Foreign Money Market Securities	-	3,209.89	-	-	-	-	-	3,209.89	0.04
Mutual Funds:	1,537.25	9,819.23	5.76	11,808.18	837.68	-	12,651.61	24,008.09	0.28
Open/Close-End Funds	994.08	1,725.37	5.76	5,122.51	625.33	-	5,753.60	8,473.05	0.10
Reits	543.17	8,093.86	-	6,685.67	212.35	-	6,898.01	15,535.04	0.18
Real Estate Properties	109,416.94	120,294.80	-	-	-	-	-	229,711.74	2.66
Private Equity Fund	88.13	12,646.34	-	18,613.82	-	-	18,613.82	31,348.28	0.36
Infrastructure Fund	642.78	4,050.12	101.06	13,715.70	-	-	13,816.76	18,509.66	0.21
Cash & Other Assets	8,716.52	8,273.51	130.36	1,085.78	5,763.43	8,348.31	15,327.87	32,317.89	0.37
Total Assets Value	977,836.42	1,077,571.37	7,902.52	3,826,344.38	2,064,223.02	683,858.49	6,582,328.41	8,637,736.17	100.00

Methodology

Data is supplied administratively by National Pension Commission and verified and validated by the National Bureau of Statistics, Nigeria.

Please note that data revisions by National Statistics Offices are normal in every country in the world. Accordingly the data in this report may be revised. The most recent version is therefore the most accurate.

Acknowledgements/Contacts

Acknowledgements

We acknowledge the contributions of our strategic partner National Pension Commission and our technical partner, Proshare in the design, concept and production of this publication.





Contact Us

 @nigerianstat

 NBSNigeria

 www.nigerianstat.gov.ng

 **Head Office Address**
Plot 762, Independence Avenue, Central
Business District, FCT, Abuja Nigeria.

 +234 803 386 5388

 feedback@nigerianstat.gov.ng