



NATIONAL BUREAU OF STATISTICS

Liquefied Petroleum Gas (Cooking Gas) Price Watch

(FEBRUARY 2019)

Report Date: March 2019

Data Source: National Bureau of Statistics (NBS)

Contents

Executive Summary	1
Average Cooking Gas Prices Across States – 5KG Refilling	2
Average Cooking Gas Prices Across Zones – 5KG Refilling	3
12 Month Average Prices – 5KG Refilling	4
Average Cooking Gas Prices Across States – 12.5KG Refilling	5
Average Cooking Gas Prices Across Zones – 12.5KG Refilling	6
12 Month Average Prices – 12.5KG Refilling	7
Appendix - Tables	8
Methodology	10
Acknowledgment and Contact	11

Executive Summary

Average price for the refilling of a 5kg cylinder for Liquefied Petroleum Gas (Cooking Gas) increased by 1.37% month-on-month and decreased by -4.09% year-on-year to N2,067.68 in February 2019 from N2,039.82 in January 2019.

States with the highest average price for the refilling of a 5kg cylinder for Liquefied Petroleum Gas (Cooking Gas) were Bauchi (N2,500.00), Cross River (N2,450.00) and Adamawa/Borno (N2,400.00).

States with the lowest average price for the refilling of a 5kg cylinder for Liquefied Petroleum Gas (Cooking Gas) were Osun (N1,811.11), Kaduna (N1,725.00) and Enugu (N1,680.00).

Similarly, average price for the refilling of a 12.5kg cylinder for Liquefied Petroleum Gas (Cooking Gas) decreased by -0.77% month-on-month and -2.04% year-on-year to N4,244.91 in February 2019 from N4,277.86 in January 2019.

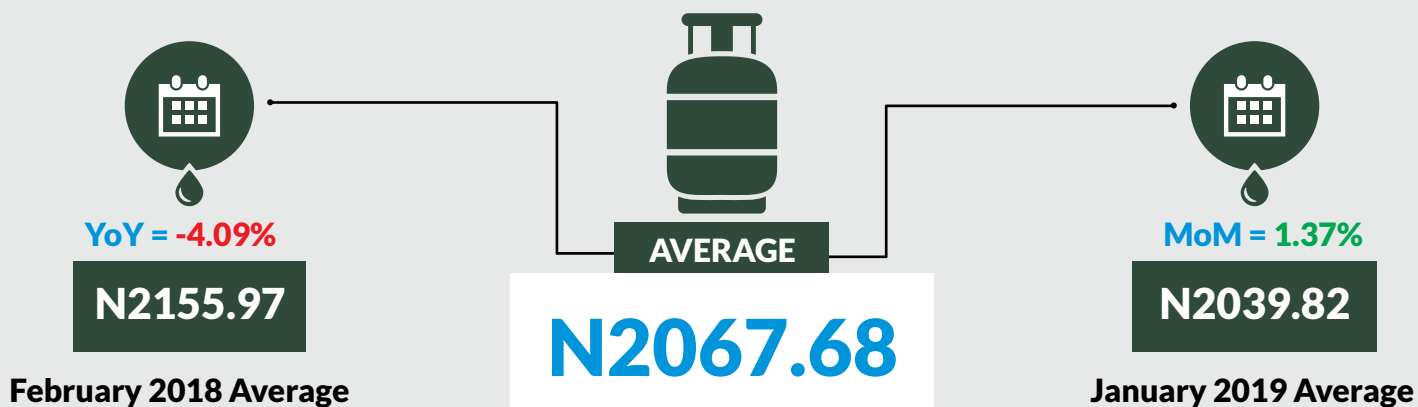
States with the highest average price for the refilling of a 12.5kg cylinder for Liquefied Petroleum Gas (Cooking Gas) were Akwa Ibom (N4,700.00), Abia (N4,688.89) and Cross River (N4,759.09).

States with the lowest average price for the refilling of a 12.5kg cylinder for Liquefied Petroleum Gas (Cooking Gas) were Oyo (N3,805.88), Ogun (N3,835.71) and Kano (N3,775.00)

Liquefied Petroleum Gas (Cooking Gas) Price Watch - December 2018



Average Cooking Gas Prices Across States – 5KG Refilling



STATES WITH THE HIGHEST AVERAGE PRICES IN FEBRUARY 2019

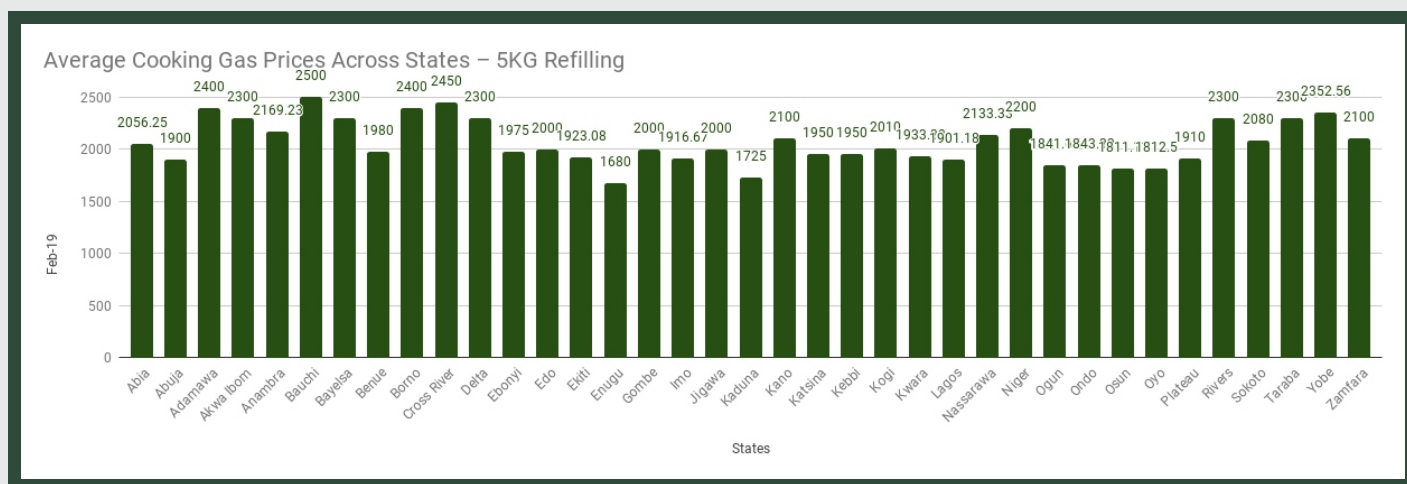


	Feb-19	YoY	MoM
BAUCHI	2500.00	13.64	-1.57
CROSS-RIVER	2450.00	13.95	4.26
ADAMAWA	2400.00	20.00	2.13

STATES WITH THE LOWEST AVERAGE PRICES IN FEBRUARY 2019



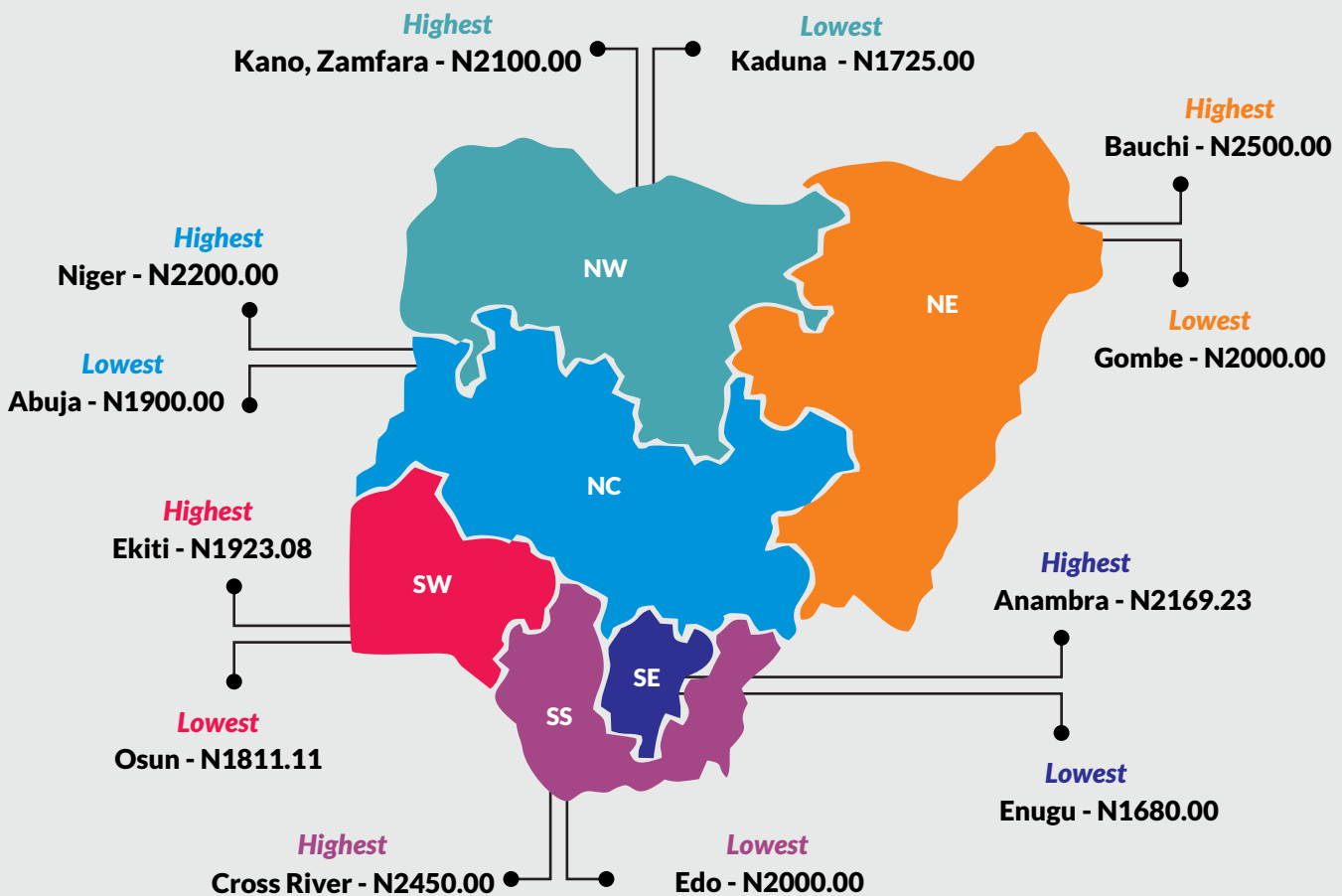
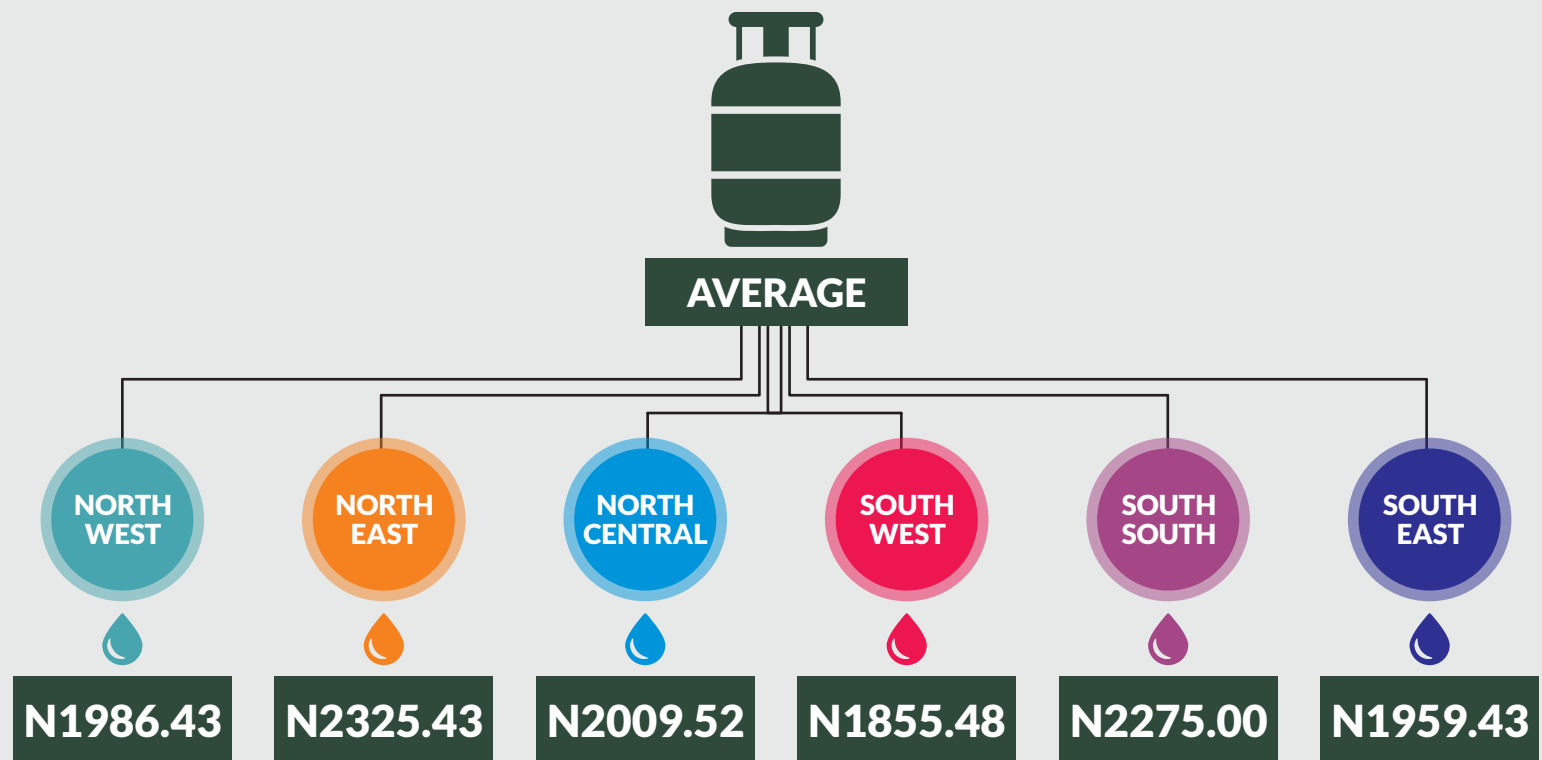
	Feb-19	YoY	MoM
ENUGU	1680.00	-24.15	0.47
KADUNA	1725.00	-17.86	-1.73
OSUN	1811.11	-16.41	6.31



Liquefied Petroleum Gas (Cooking Gas) Price Watch - December 2018



Average Cooking Gas Prices Across Zones – 5KG Refilling



Liquefied Petroleum Gas (Cooking Gas) Price Watch - December 2018



12 Months Average Prices- 5KG Refilling

March 2018	
Average	2090.64
YoY	-16.16
MoM	-3.03

April 2018	
Average	2058.19
YoY	-15.24
MoM	-1.55

May 2018	
Average	2072.24
YoY	-15.30
MoM	0.68

June 2018	
Average	2034.93
YoY	-8.17
MoM	-1.80

February 2018	
Average	2155.97
YoY	-20.40
MoM	-1.56

July 2018	
Average	2010.45
YoY	-9.69
MoM	-1.20



January 2019	
Average	2039.82
YoY	-6.86
MoM	-0.63

February 2019	
Average	2067.68
YoY	-4.09
MoM	1.37

August 2018	
Average	2054.14
YoY	3.19
MoM	2.17

December 2018	
Average	2052.79
YoY	-9.84
MoM	-1.53

November 2018	
Average	2084.74
YoY	-12.33
MoM	-2.82


October 2018	
Average	2145.30
YoY	-9.64
MoM	1.79

September 2018	
Average	2107.48
YoY	10.26
MoM	2.60

Liquefied Petroleum Gas (Cooking Gas) Price Watch - December 2018



Average Cooking Gas Prices Across States - 12.5KG Refilling



STATES WITH THE HIGHEST AVERAGE PRICES IN FEBRUARY 2019

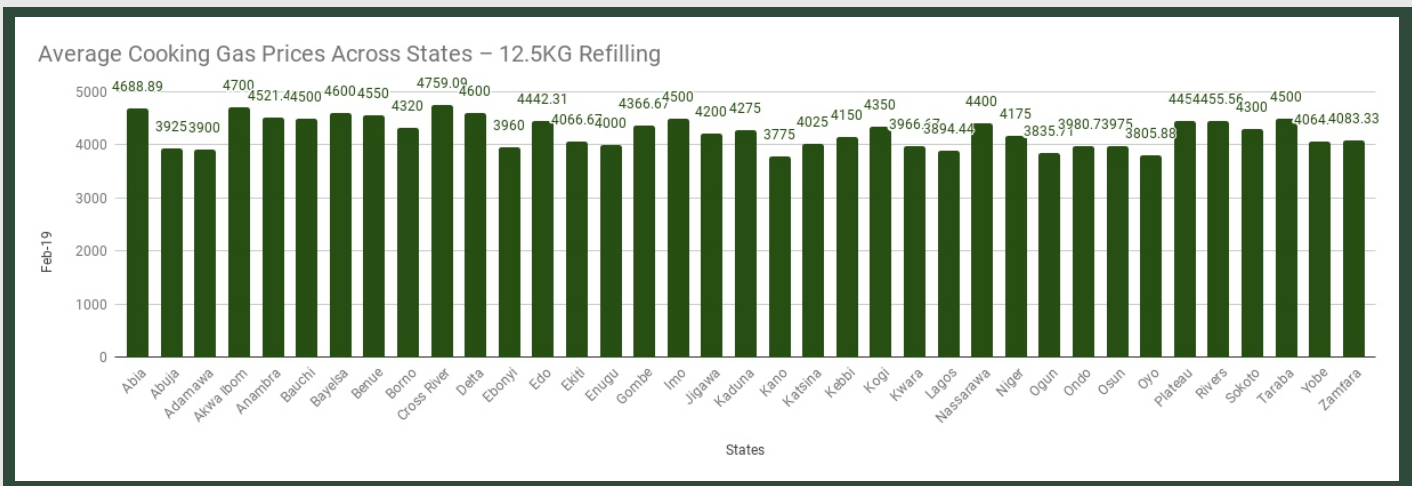


	Dec-18	YoY	MoM
CROSS RIVER	4759.09	1.98	0.19
AKWA IBOM	4700.00	-6.00	-3.09
ABIA	4688.89	1.93	-1.53

STATES WITH THE LOWEST AVERAGE PRICES IN FEBRUARY 2019



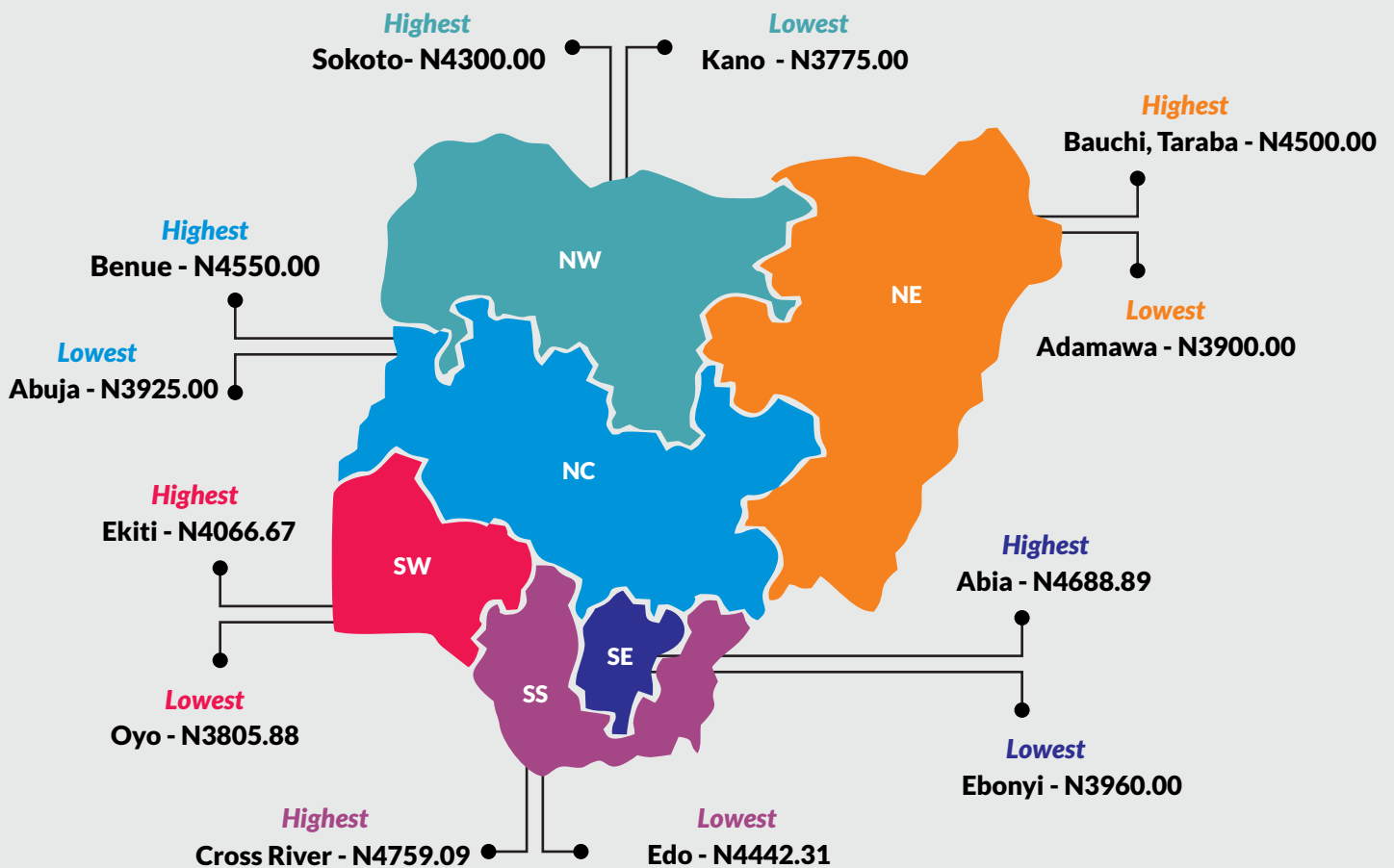

	Dec-18	YoY	MoM
KANO	3775.00	-12.72	-2.37
OYO	3805.88	-1.68	-3.53
OGUN	3835.71	1.24	-3.14



Liquefied Petroleum Gas (Cooking Gas) Price Watch - December 2018



Average Cooking Gas Prices Across Zones – 12.5KG Refilling



Liquefied Petroleum Gas (Cooking Gas) Price Watch - December 2018



12 Months Average Prices- 12.5KG Refilling

March 2018	
Average	4253.73
YoY	-13.60
MoM	-1.84

April 2018	
Average	4268.95
YoY	-11.62
MoM	0.36

May 2018	
Average	4298.72
YoY	-13.30
MoM	0.70

June 2018	
Average	4278.95
YoY	-4.38
MoM	-0.46

February 2018	
Average	4333.27
YoY	-18.94
MoM	0.12



July 2018	
Average	4244.35
YoY	-2.97
MoM	-0.81

January 2019	
Average	4277.86
YoY	-1.16
MoM	-1.25

February 2019	
Average	4244.91
YoY	-2.04
MoM	-0.77

August 2018	
Average	4366.48
YoY	8.00
MoM	2.88

December 2018	
Average	4332.02
YoY	1.63
MoM	2.12

November 2018	
Average	4242.26
YoY	-6.61
MoM	-4.59

October 2018	
Average	4446.19
YoY	-2.52
MoM	1.60

September 2018	
Average	4376.19
YoY	11.14
MoM	0.22

GAS FILLING (GAS) PRICE WATCH(5KG)

STATE LABEL	ITEM LABEL	Jan-16	Feb-16	Mar-16	Apr-16	May-16	Jun-16	Jul-16	Aug-16	Sep-16	Oct-16	Nov-16	Dec-16	Jan-17	Feb-17	Mar-17	Apr-17	May-17	Jun-17	Jul-17	Aug-17	Sep-17	Oct-17	Nov-17	Dec-17	Jan-18	Feb-18	Mar-18	Apr-18	May-18	Jun-18	Jul-18	Aug-18	Sep-18	Oct-18	Nov-18	Dec-18	Jan-19	Feb-19	Year on Year % (Feb 2018-Feb 2019)	Month on Month % Jan 2018-Feb 2019												
Abia	cyllinder l.e	1657.86	1658.33	1745.00	1657.14	1842.84	2133.33	1864.29	1835.71	2162.36	1814.29	1834.29	2591.67	3000.00	2362.50	2466.67	2533.33	2112.50	1771.43	1942.50	2356.25	2177.77	2128.57	2125.00	2088.89	2016.67	2156.25	2018.75	2075.00	2000.00	2116.67	2200.00	2165.00	2300.50	2112.50	2084.62	2056.25	-1.56	-1.36														
Abia	cyllinder l.e	1900.00	1833.33	1883.33	1800.00	1850.00	2050.00	1800.00	1870.00	1921.90	1800.00	1866.67	2800.00	2780.00	2600.00	2380.00	2500.00	2400.00	1740.00	2040.00	2400.00	2000.00	2190.00	2040.00	1800.00	1800.00	1800.00	1800.00	1790.00	1730.00	1900.00	1960.00	1980.00	1900.00	2000.00	1900.00	2000.00	1900.00	2000.00	1900.00	2000.00	2000.00	2000.00	2000.00									
Adamawa	cyllinder l.e	1900.00	1900.00	1800.00	1775.00	1800.00	2150.00	1950.00	1943.75	1817.45	1800.00	1820.00	2500.00	2400.00	2700.00	2500.00	2400.00	2400.00	1720.00	2000.00	2300.00	2275.00	2000.00	2000.00	2000.00	2000.00	2000.00	2000.00	2000.00	2000.00	2000.00	2000.00	2000.00	2000.00	2000.00	2000.00	2000.00	2000.00	2000.00	2000.00	2000.00	2000.00	2000.00	2000.00	2000.00								
Ala	cyllinder l.e	1712.50	1983.33	2133.33	1706.43	2033.33	2166.67	1850.00	1850.00	1814.69	1816.67	1933.33	2520.00	3000.00	2500.00	2380.00	2590.00	2400.00	2241.67	2283.57	2214.29	2028.57	2328.57	2395.00	2207.14	2350.00	2300.00	2057.14	2130.00	1946.67	2016.67	2066.67	2133.33	2000.00	2196.00	2196.00	2350.68	2300.00	2300.00	2300.00	2300.00	2300.00	2300.00	2300.00	2300.00	2300.00	2300.00						
Anambra	cyllinder l.e	1725.00	1666.67	1747.50	1766.67	2070.00	2079.17	1983.33	1895.00	2009.71	2235.71	2163.33	2580.00	2800.00	2600.00	2516.67	2471.43	2537.14	2238.57	2207.69	2010.00	2346.15	2457.14	2220.00	2442.86	2364.29	2271.43	2204.17	2296.43	2242.86	2250.00	2345.45	2350.77	2389.29	2247.37	2330.77	2375.00	2169.23	2169.23	-8.25	-4.65												
Bauchi	cyllinder l.e	1900.00	1900.00	2000.00	1850.00	2100.00	2100.00	1900.00	1844.00	2000.00	2000.00	2000.00	2500.00	2500.00	2500.00	2416.67	2350.00	2400.00	2175.00	2000.00	2000.00	2000.00	2000.00	2000.00	2000.00	2000.00	2000.00	2000.00	2000.00	2000.00	2000.00	2000.00	2000.00	2000.00	2000.00	2000.00	2000.00	2000.00	2000.00	2000.00	2000.00	2000.00	2000.00	2000.00	2000.00	2000.00							
Bayelsa	cyllinder l.e	1900.00	1900.00	1900.00	1900.00	1900.00	1900.00	1900.00	1900.00	1900.00	1900.00	1900.00	1900.00	1900.00	1900.00	1900.00	1900.00	1900.00	1900.00	1900.00	1900.00	1900.00	1900.00	1900.00	1900.00	1900.00	1900.00	1900.00	1900.00	1900.00	1900.00	1900.00	1900.00	1900.00	1900.00	1900.00	1900.00	1900.00	1900.00	1900.00	1900.00	1900.00	1900.00	1900.00	1900.00	1900.00	1900.00						
Borno	cyllinder l.e	1977.50	1900.00	1900.00	1900.00	2000.00	2000.00	2000.00	2000.00	2000.00	2000.00	2000.00	2000.00	2000.00	2000.00	2000.00	2000.00	2000.00	2000.00	2000.00	2000.00	2000.00	2000.00	2000.00	2000.00	2000.00	2000.00	2000.00	2000.00	2000.00	2000.00	2000.00	2000.00	2000.00	2000.00	2000.00	2000.00	2000.00	2000.00	2000.00	2000.00	2000.00	2000.00	2000.00	2000.00	2000.00	2000.00						
Borno	cyllinder l.e	1850.00	1800.00	1800.00	1866.67	1838.00	2090.00	2075.00	2035.00	1840.00	2438.88	2364.29	2070.00	2511.11	2825.00	2228.57	2337.50	2228.57	2000.00	2153.56	1914.29	2372.50	2540.00	2300.00	2688.89	2500.00	2487.50	2428.57	2428.57	2465.33	2401.43	2400.00	2440.00	2488.89	2260.00	2300.00	2225.00	2400.00	2400.00	2400.00	2400.00	2400.00	2400.00	2400.00	2400.00	2400.00	2400.00	2400.00					
Cross River	cyllinder l.e	1800.00	1891.67	1800.00	1816.67	1894.00	1850.00	2050.00	1833.33	1888.00	2059.12	1815.00	1840.00	2600.00	3000.00	2511.11	2440.00	2550.00	2272.72	2133.33	2008.33	2394.44	2262.50	2093.75	2145.00	2150.00	2150.00	2100.00	2111.11	2166.67	2111.11	2086.67	2000.00	2300.00	2300.00	2450.00	2450.00	2450.00	2450.00	2450.00	2450.00	2450.00	2450.00	2450.00	2450.00	2450.00	2450.00	2450.00	2450.00				
Delta	cyllinder l.e	1858.33	1812.50	1800.00	1812.50	1852.50	1850.00	2150.00	2112.50	1864.69	2398.22	1808.33	2636.36	2984.22	3500.00	2375.00	2453.85	2076.92	1872.67	1892.86	1878.67	1892.86	2406.25	2542.83	2320.00	2020.00	2150.00	1900.00	2000.00	2000.00	2175.71	1985.71	1902.31	2041.67	2142.86	2150.00	2000.00	2150.00	2000.00	2000.00	2000.00	2000.00	2000.00	2000.00	2000.00	2000.00	2000.00	2000.00	2000.00	2000.00			
Ebonyi	cyllinder l.e	1780.00	1700.00	1700.00	1760.00	1735.00	1775.00	2187.50	1845.83	2179.22	2239.62	1883.33	2225.00	2562.50	2880.34	2400.00	2387.50	2530.00	2167.50	1866.67	1883.33	2300.00	2525.00	2350.00	2233.33	1860.00	1870.00	1783.33	1690.00	1699.64	1700.00	1840.00	1900.00	1916.67	1908.33	1910.00	1970.00	1970.00	1970.00	1970.00	1970.00	1970.00	1970.00	1970.00	1970.00	1970.00	1970.00	1970.00					
Edo	cyllinder l.e	1750.00	1766.67	1737.50	1700.00	1850.00	2137.50	1842.50	2171.00	2262.03	1816.67	1983.33	2500.00	3030.77	2560.00	2380.33	2525.00	2186.67	1893.33	2240.63	1893.33	2380.00	2550.00	2236.67	2148.88	2085.71	2194.74	2200.00	1846.15	1794.29	1731.25	1950.00	1964.29	1970.00	2080.00	2000.00	2130.00	2000.00	2000.00	2000.00	2000.00	2000.00	2000.00	2000.00	2000.00	2000.00	2000.00	2000.00	2000.00				
Ekiti	cyllinder l.e	1800.00	1800.00	1800.00	1800.00	1800.00	2000.00	2000.00	2000.00	1859.89	1859.89	1825.00	1825.00	2000.00	2000.00	2000.00	2000.00	2000.00	2000.00	2000.00	2000.00	2000.00	2000.00	2000.00	2000.00	2000.00	2000.00	2000.00	2000.00	2000.00	2000.00	2000.00	2000.00	2000.00	2000.00	2000.00	2000.00	2000.00	2000.00	2000.00	2000.00	2000.00	2000.00	2000.00	2000.00	2000.00	2000.00	2000.00					
Enugu	cyllinder l.e	1712.50	1712.50	2000.00	2000.00	2000.00	2000.00	2000.00	1825.00	2044.95	2025.75	1900.00	1923.33	2533.33	2944.44	2570.00	2480.00	2562.50	2210.00	1933.33	1775.56	2350.00	2563.00	2400.00	2115.56	2215.00	2185.56	2098.33	1838.57	1889.90	1840.00	1791.11	1865.45	1918.18	2000.00	1748.44	1672.22	1680.00	2000.00	2000.00	2000.00	2000.00	2000.00	2000.00	2000.00	2000.00	2000.00	2000.00	2000.00	2000.00	2000.00		
Imo	cyllinder l.e	1700.00	1900.00	1700.00	1700.00	2000.00	2000.00	2000.00	2000.00	1900.00	2123.52	1940.43	2000.00	1900.00	2500.00	2050.00	2050.00	2050.00	2050.00	2050.00	2050.00	2050.00	2050.00	2050.00	2050.00	2050.00	2050.00	2050.00	2050.00	2050.00	2050.00	2050.00	2050.00	2050.00	2050.00	2050.00	2050.00	2050.00	2050.00	2050.00	2050.00	2050.00	2050.00	2050.00	2050.00	2050.00	2050.00	2050.00	2050.00	2050.00			
Imo	cyllinder l.e	1750.00	1950.00	1800.00	1820.00	1800.00	2010.00	2250.00	2150.00	2168.20	1894.97	2250.00	1987.75	2542.86	2700.00	2500.00	2500.00	2537.50	2340.00	1893.33	2155.56	1850.00	2342.86	2150.00	2257.14	2233.33	2171.43	1985.71	1833.33	1825.00	1840.00	1820.00	1864.67	1925.00	1942.86	2075.00	2077.50	1985.71	1916.67	1746.67	1680.00	2000.00	2000.00	2000.00	2000.00	2000.00	2000.00	2000.00	2000.00	2000.00	2000.00	2000.00	2000.00
Jigawa	cyllinder l.e	1800.00	1800.00	1950.00	1950.00	2000.00	1970.00	1970.00	1970.00	1970.00	1970.00	1970.00	2000.00	2500.00	2500.00	2250.00	2500.00	2450.00	2350.00	2000.00	1775.00	2000.00	2350.00	2400.00	2254.21	2100.00	2180.00	2133.33	1950.00	1812.50	1950.00	1952.88	1950.00	1900.00	2100.00	2000.00	2100.00	2000.00	2100.00	2000.00	2000.00	2000.00	2000.00	2000.00	2000.00	2000.00	2000.00	2000.00	2000.00	2000.00	2000.00	2000.00	
Kaduna	cyllinder l.e	1900.00	1900.00	1900.00	1833.33	2000.00	2250.00	1866.67	1826.00	1826.00	2155.24	1880.00	2200.00	2500.00	2566.67	2500.00	2250.00	2300.00	2300.00	2000.00	2175.00	2000.00	2400.00	2450.00	2200.00	2000.00	2100.00	1966.67	1893.75	1887.50	1716.67	1740.00	1825.00	2000.00	1880.00	2000.00	1888.67	1755.33	1725.00														

Methodology

Field work is done solely by over 700 NBS Staff in all States of the federation supported by supervisors who are monitored by internal and external observers.

Fuel Prices are collected across all the 774 local governments across all States and the FCT from over 10,000 respondents and locations and reflect actual prices households state they actually bought those fuels together with the prices reportedly sold by the fuel suppliers.

The average of all these prices is then reported for each state and the average for the country is the average for the state.

NBS audit team subsequently conducts randomly selected verification of prices recorded.

Acknowledgements/Contacts

Acknowledgements

We acknowledge our technical partners, Proshare in the design, concept and production of this publication.





Contact Us

 @nigerianstat

 NBSNigeria

 www.nigerianstat.gov.ng

 **Head Office Address**
Plot 762, Independence Avenue, Central
Business District, FCT, Abuja Nigeria.

 +234 803 386 5388

 feedback@nigerianstat.gov.ng