



NATIONAL BUREAU OF STATISTICS

# Private Security Guards Data

---

(2013-2018)

**Report Date: February 2019**

*Data Source: National Bureau of Statistics (NBS)*

# Contents

<b>Executive Summary</b> .....	1
<b>Private Security Guards Data - 2013 - 2018</b>	
<b>2013</b> .....	2
<b>2014</b> .....	3
<b>2015</b> .....	4
<b>2016</b> .....	5
<b>2017</b> .....	6
<b>2018</b> .....	7
<b>Methodology</b> .....	8
<b>Appendix</b> .....	9
<b>Acknowledgements/Contacts</b> .....	10

# Executive Summary

Data from the National Bureau of Statistics on Information on Private Security Guards Industry from 2013 – 2018 reflected that there are 828,502 employees employed by 1,110 registered private guard companies in 2018 compared to 791,210 employees employed by 1,058 registered private guard companies in 2017 and 771,478 employees employed by 964 registered private guard companies in 2016.

Out of the 828,502 employed, 616,000 or 74% are male while the remaining 212,502 or 26% are female.

The categories of employees by qualification showed that 2,004 have post graduates qualifications with N65,000 as remuneration, 234,996 are graduates with N55,000 as remuneration and 591,451 others have ND, SSCE etc. with N25,000 as remuneration.



### TOTAL NUMBER OF REGISTERED PRIVATE GUARD COMPANIES




802

### TOTAL NUMBER OF EMPLOYEES BY THESE COMPANIES

432,614




578,056



145,442

### CATEGORIES OF EMPLOYEES & THEIR REMUNERATION BY QUALIFICATION



**NOTE:**

Post Graduates - (PGD, Masters)

Graduates - (BSc., BA., HND)

Others - (ND, SSCE and others)



### TOTAL NUMBER OF REGISTERED PRIVATE GUARD COMPANIES




859

### TOTAL NUMBER OF EMPLOYEES BY THESE COMPANIES

457,111




601,528



144,417

### CATEGORIES OF EMPLOYEES & THEIR REMUNERATION BY QUALIFICATION



**NOTE:**

Post Graduates - (PGD, Masters)

Graduates - (BSc., BA., HND)

Others - (ND, SSCE and others)



TOTAL NUMBER OF REGISTERED PRIVATE GUARD COMPANIES




902

TOTAL NUMBER OF EMPLOYEES BY THESE COMPANIES

542,000



722,401



180,401

CATEGORIES OF EMPLOYEES & THEIR REMUNERATION BY QUALIFICATION



**NOTE:**  
 Post Graduates - (PGD, Masters)  
 Graduates - (BSc., BA., HND)  
 Others - (ND, SSCE and others)



TOTAL NUMBER OF REGISTERED PRIVATE GUARD COMPANIES




964

TOTAL NUMBER OF EMPLOYEES BY THESE COMPANIES

584,021




771,478



187,457

CATEGORIES OF EMPLOYEES & THEIR REMUNERATION BY QUALIFICATION



**NOTE:**

- Post Graduates - (PGD, Masters)
- Graduates - (BSc., BA., HND)
- Others - (ND, SSCE and others)



TOTAL NUMBER OF REGISTERED PRIVATE GUARD COMPANIES




1,058

TOTAL NUMBER OF EMPLOYEES BY THESE COMPANIES

590,204



791,210



201,006

CATEGORIES OF EMPLOYEES & THEIR REMUNERATION BY QUALIFICATION



**NOTE:**  
 Post Graduates - (PGD, Masters)  
 Graduates - (BSc., BA., HND)  
 Others - (ND, SSCE and others)





### TOTAL NUMBER OF REGISTERED PRIVATE GUARD COMPANIES




1,110

### TOTAL NUMBER OF EMPLOYEES BY THESE COMPANIES

616,000




828,502



212,502

### CATEGORIES OF EMPLOYEES & THEIR REMUNERATION BY QUALIFICATION



**NOTE:**

Post Graduates - (PGD, Masters)

Graduates - (BSc., BA., HND)

Others - (ND, SSCE and others)

# Methodology

Data is supplied administratively by the Nigeria Security and Civil Defence Corps (NSCDC) and verified and validated by the National Bureau of Statistics, Nigeria (NBS).

# Appendix

## Information on Private Guards/Security Industry

	2013	2014	2015	2016	2017	2018
<b>Total number of Registered Private Guard Companies</b>	<b>802</b>	<b>859</b>	<b>902</b>	<b>964</b>	<b>1,058</b>	<b>1,110</b>
<b>Total number of Employees by these Companies</b>	<b>578,056</b>	<b>601,528</b>	<b>722,401</b>	<b>771,478</b>	<b>791,210</b>	<b>828,502</b>
Male	432,614	457,111	542,000	584,021	590,204	616,000
Female	145,442	144,417	180,401	187,457	201,006	212,502
<b>Categories of Employees :-</b>						
Post Graduates (PGD, Masters)	269	589	1,009	1,509	1,825	2,004
Graduates (BSc., BA., HND)	129,115	138,236	159,321	195,207	200,902	234,996
Others (ND, SSCE and others)	448,672	462,703	562,071	574,762	588,483	591,451
<b>Total</b>	<b>578,056</b>	<b>601,528</b>	<b>722,401</b>	<b>771,478</b>	<b>791,210</b>	<b>828,451</b>
<b>Remuneration with respect to the qualification :-</b>						
Post Graduates (PGD, Masters) (Naira)	60,000.00	60,000.00	65,000.00	65,000.00	65,000.00	65,000.00
Graduates (BSc., BA., HND) (Naira)	50,000.00	50,000.00	50,000.00	50,000.00	55,000.00	55,000.00
Others (ND, SSCE and others) (Naira)	20,000.00	20,000.00	20,000.00	20,000.00	25,000.00	25,000.00

# Acknowledgements/Contacts

## Acknowledgements

We acknowledge the contributions of our strategic partner the Nigeria Security and Civil Defence Corps (NSCDC) and our technical partner, Proshare in the design, concept and production of this publication.





## Contact Us

 @nigerianstat

 NBSNigeria

 [www.nigerianstat.gov.ng](http://www.nigerianstat.gov.ng)

 **Head Office Address**  
Plot 762, Independence Avenue, Central  
Business District, FCT, Abuja Nigeria.

 +234 803 386 5388

 [feedback@nigerianstat.gov.ng](mailto:feedback@nigerianstat.gov.ng)