

# Automotive Gas Oil (Diesel) Price Watch

---

(DECEMBER 2018)

**Report Date: January 2019**

*Data Source: National Bureau of Statistics (NBS)*

# Contents

<b>Executive Summary</b> .....	1
<b>Average PMS Prices Across States</b> .....	2
<b>Average PMS Prices Across Zones</b> .....	3
<b>12 Months Average Prices</b> .....	4
<b>Appendix - Tables</b> .....	5
<b>Methodology</b> .....	6
<b>Acknowledgment and Contact</b> .....	7

# Executive Summary


Average price paid by consumers for automotive gas oil (diesel) increased by 0.92% month-on-month and 7.25% year-on-year to N221.56 in December 2018 from to N219.54 in November 2018.

States with the highest average price of diesel were Anambra (N239.41), Ebonyi (N239.00) and Sokoto (N236.00)

States with the lowest average price of diesel were Bayelsa (N200.00), Bauchi (N207.50) and Plateau (N209.00).



## Average Diesel Prices Across States



### STATES WITH THE HIGHEST AVERAGE PRICES IN OCTOBER 2018

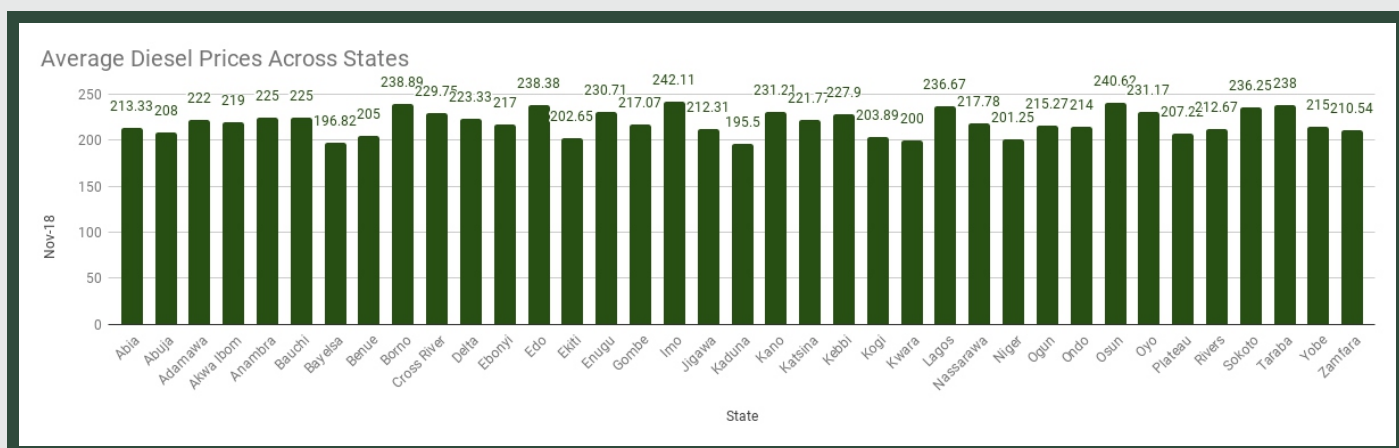


	Dec-18	YoY %	MoM %
ANAMBRA	239.41	24.4	6.4
OYO	239.00	16.6	10.1
SOKOTO	236.00	6.3	-0.1

### STATES WITH THE LOWEST AVERAGE PRICES IN OCTOBER 2018

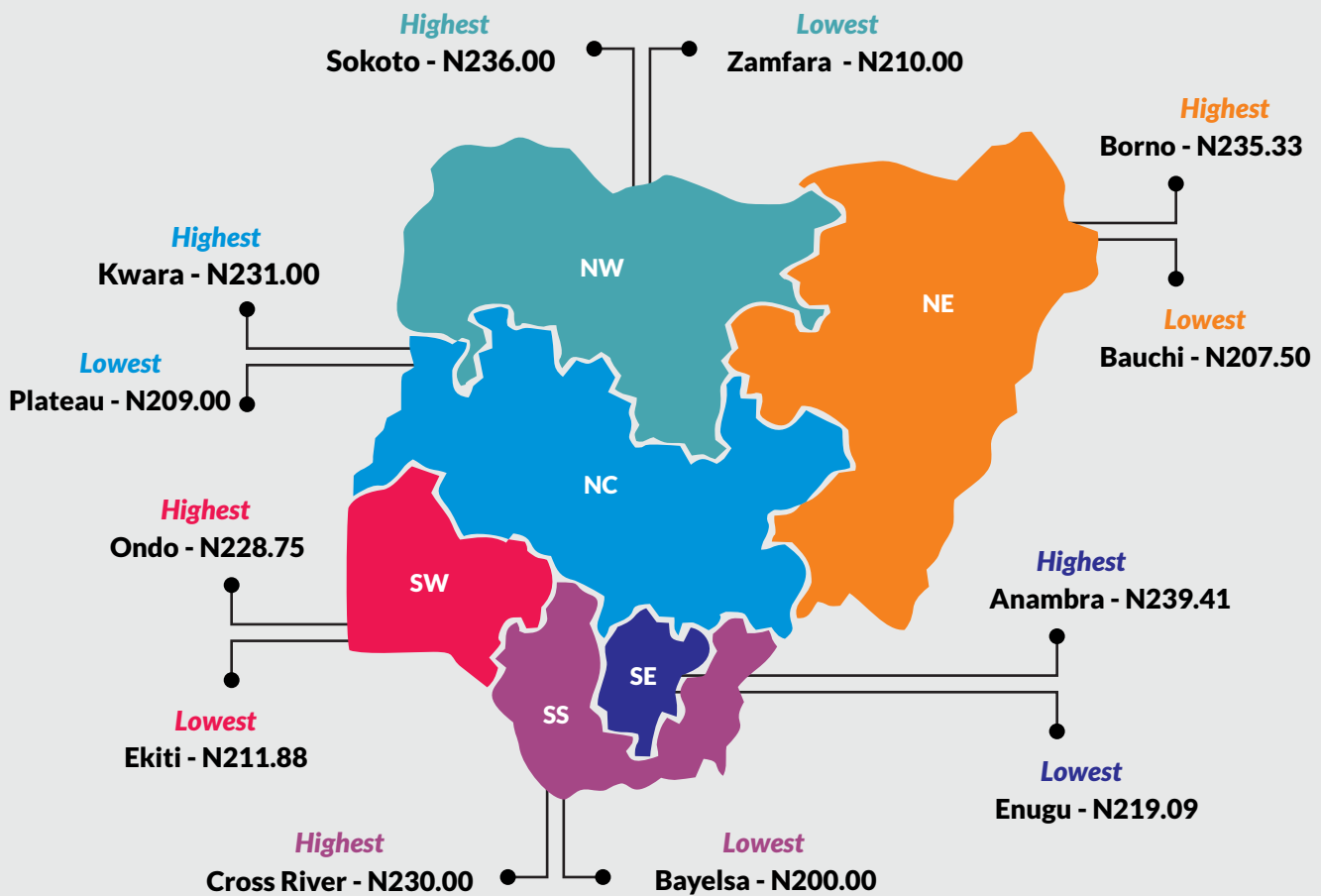



	Dec-18	YoY %	MoM %
PLATEAU	209.00	13.4	0.9
ZAMFARA	207.50	2.5	-7.8
BAYELSA	200.00	8.7	1.6





## Average Diesel Prices Across States



# Automotive Gas Oil (Diesel) Price Watch - December 2018



## Average Diesel Prices Across States

January 2018	
Average	<b>213.82</b>
YoY	<b>-5.89</b>
MoM	<b>3.50</b>

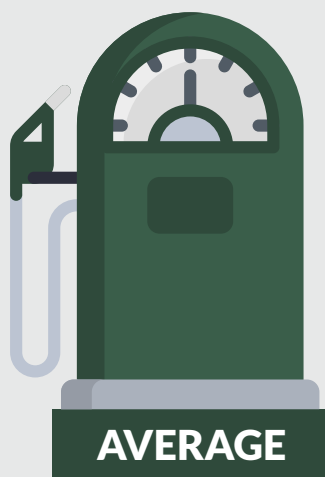
February 2018	
Average	<b>209.89</b>
YoY	<b>-15.84</b>
MoM	<b>-1.84</b>

March 2018	
Average	<b>206.41</b>
YoY	<b>-12.00</b>
MoM	<b>-1.65</b>

April 2018	
Average	<b>204.35</b>
YoY	<b>-10.86</b>
MoM	<b>-1.00</b>

December 2017	
Average	<b>206.58</b>
YoY	<b>5.26</b>
MoM	<b>3.67</b>

May 2018	
Average	<b>205.67</b>
YoY	<b>-4.91</b>
MoM	<b>0.65</b>



November 2018	
Average	<b>219.54</b>
YoY	<b>10.18</b>
MoM	<b>0.10</b>

December 2018	
Average	<b>221.56</b>
YoY	<b>7.25</b>
MoM	<b>0.92</b>

June 2018	
Average	<b>204.97</b>
YoY	<b>-2.59</b>
MoM	<b>-0.34</b>

October 2018	
Average	<b>219.33</b>
YoY	<b>8.60</b>
MoM	<b>-2.52</b>

September 2018	
Average	<b>211.64</b>
YoY	<b>14.52</b>
MoM	<b>1.76</b>

August 2018	
Average	<b>207.98</b>
YoY	<b>5.99</b>
MoM	<b>1.79</b>

July 2018	
Average	<b>204.32</b>
YoY	<b>3.39</b>
MoM	<b>-0.32</b>



# Methodology

Field work is done solely by over 700 NBS Staff in all States of the federation supported by supervisors who are monitored by internal and external observers.

Fuel Prices are collected across all the 774 local governments across all States and the FCT from over 10,000 respondents and locations and reflect actual prices households state they actually bought those fuels together with the prices reportedly sold by the fuel suppliers.

The average of all these prices is then reported for each state and the average for the country is the average for the state.

NBS audit team subsequently conducts randomly selected verification of prices recorded.



# Acknowledgements/Contacts

## Acknowledgements

We acknowledge our technical partners, Proshare in the design, concept and production of this publication.





## Contact Us

 @nigerianstat

 NBSNigeria

 [www.nigerianstat.gov.ng](http://www.nigerianstat.gov.ng)

 **Head Office Address**  
Plot 762, Independence Avenue, Central  
Business District, FCT, Abuja Nigeria.

 +234 803 386 5388

 [feedback@nigerianstat.gov.ng](mailto:feedback@nigerianstat.gov.ng)