

Automotive Gas Oil (Diesel) Price Watch

(NOVEMBER 2018)

Report Date: December 2018

Data Source: National Bureau of Statistics (NBS)

Contents

Executive Summary	1
Average Diesel Prices Across States	2
Average Diesel Prices Across Zones	3
12 Months Average Prices	4
Appendix - Tables	5
Methodology	6
Acknowledgment and Contact	7

Executive Summary

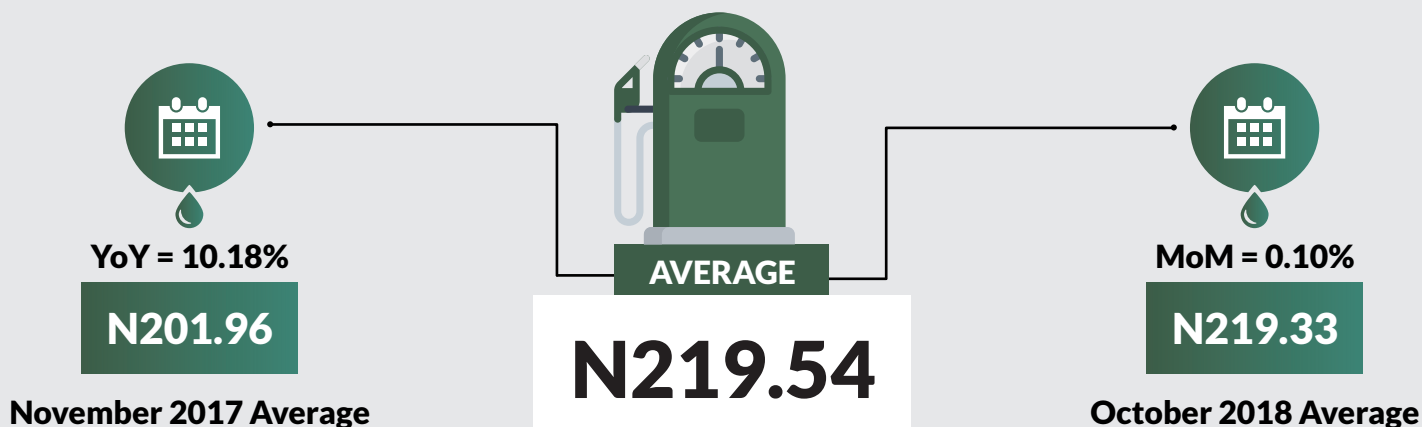
Average price paid by consumers for automotive gas oil (diesel) increased by 0.10% month-on-month and 10.18% year-on-year to N219.54 in November 2018 from to N219.33 in October 2018.

States with the highest average price of diesel were Imo (N242.11), Osun (N240.62) and Borno (N238.89)

States with the lowest average price of diesel were Kaduna (N195.50), Bayelsa (N196.82) and kwara (N200.00).



Average Diesel Prices Across States



STATES WITH THE HIGHEST AVERAGE PRICES IN NOVEMBER 2018



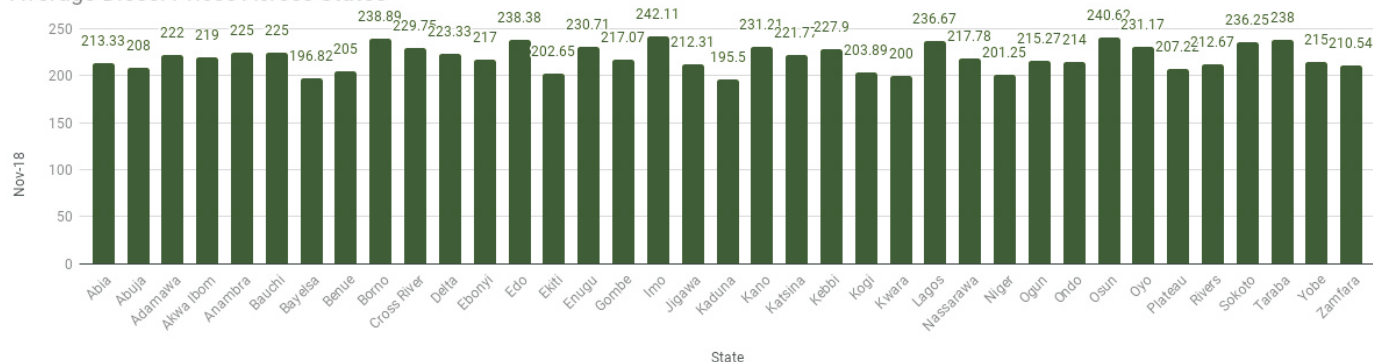
	Nov-18	YoY %	MoM %
IMO	242.11	24.5	8.1
OSUN	240.62	20.3	4.4
BORNO	238.89	23.0	17.3

STATES WITH THE LOWEST AVERAGE PRICES IN NOVEMBER 2018



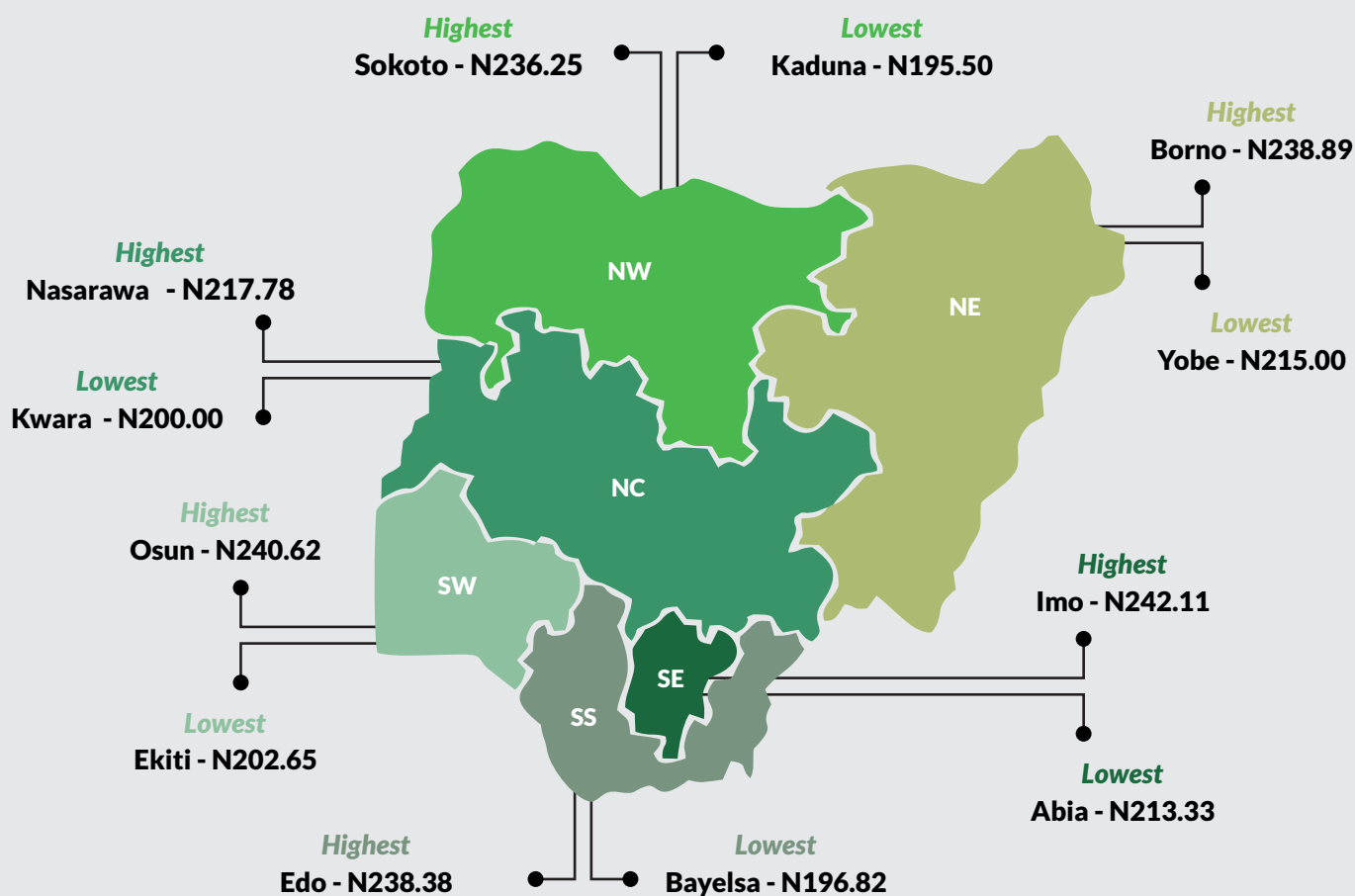

	Nov-18	YoY %	MoM %
KWARA	200.00	-0.5	-11.5
BAYELSA	196.82	12.0	3.9
KADUNA	195.50	-5.9	0.0

Average Diesel Prices Across States





Average Diesel Prices Across States



Automotive Gas Oil (Diesel) Price Watch - November 2018



12 Months Average Prices

December 2017	
Average	206.58
YoY	5.26
MoM	3.67


January 2018	
Average	213.82
YoY	-5.89
MoM	3.50

February 2018	
Average	209.89
YoY	-15.84
MoM	-1.84

March 2018	
Average	206.41
YoY	-12.00
MoM	-1.65

November 2017	
Average	199.26
YoY	1.84
MoM	-1.33

April 2018	
Average	204.35
YoY	-10.86
MoM	-1.00



October 18	
Average	219.33
YoY	8.60
MoM	3.63

November 18	
Average	219.54
YoY	10.18
MoM	0.10

May 18	
Average	205.67
YoY	-4.91
MoM	0.65

September 18	
Average	211.64
YoY	14.52
MoM	1.76

August 18	
Average	207.98
YoY	5.99
MoM	1.79

July 18	
Average	204.32
YoY	3.39
MoM	-0.32

June 18	
Average	204.97
YoY	-2.59
MoM	-0.34

Methodology

Field work is done solely by over 700 NBS Staff in all States of the federation supported by supervisors who are monitored by internal and external observers.

Fuel Prices are collected across all the 774 local governments across all States and the FCT from over 10,000 respondents and locations and reflect actual prices households state they actually bought those fuels together with the prices reportedly sold by the fuel suppliers.

The average of all these prices is then reported for each state and the average for the country is the average for the state.

NBS audit team subsequently conducts randomly selected verification of prices recorded.

Acknowledgements/Contacts

Acknowledgements

We acknowledge our technical partners, Proshare in the design, concept and production of this publication.





Contact Us

 @nigerianstat

 NBSNigeria

 www.nigerianstat.gov.ng

 **Head Office Address**
Plot 762, Independence Avenue, Central
Business District, FCT, Abuja Nigeria.

 +234 803 386 5388

 feedback@nigerianstat.gov.ng