



NATIONAL BUREAU OF STATISTICS

# Premium Motor Spirit (Petrol) Price Watch

(NOVEMBER 2018)

**Report Date: December 2018**

*Data Source: National Bureau of Statistics (NBS)*



# Contents

<b>Executive Summary</b> .....	1
<b>Average PMS Prices Across States</b> .....	2
<b>Average PMS Prices Across Zones</b> .....	3
<b>12 Months Average Prices</b> .....	4
<b>Appendix - Tables</b> .....	5
<b>Methodology</b> .....	6
<b>Acknowledgment and Contact</b> .....	7

# Executive Summary

Average price paid by consumers for premium motor spirit (petrol) increased by 1.3% year-on-year and 0.2% month-on-month to N147.50 in November 2018 from N147.20 in October 2018.

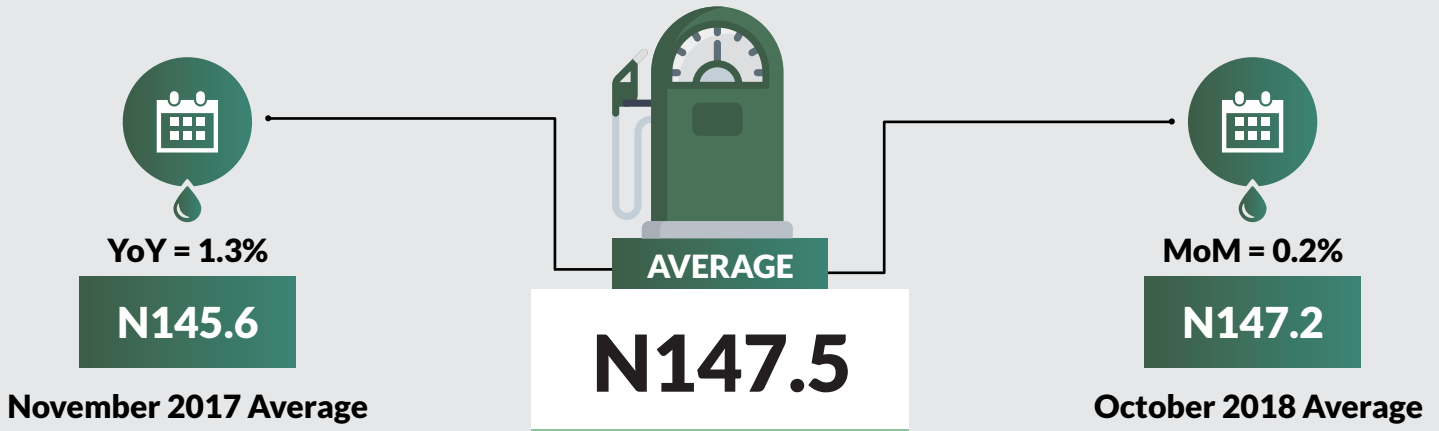
States with the highest average price of premium motor spirit (petrol) were Kebbi (N158.24), Kaduna (N156.75) & Taraba (N155.46).

States with the lowest average price of premium motor spirit (petrol) were Jigawa (N144.29), Sokoto (N144.20) & Imo (N142.50)

# Premium Motor Spirit (Petrol) Price Watch - November 2018



## Average PMS Prices Across States



### STATES WITH THE HIGHEST AVERAGE PRICES IN NOVEMBER 2018

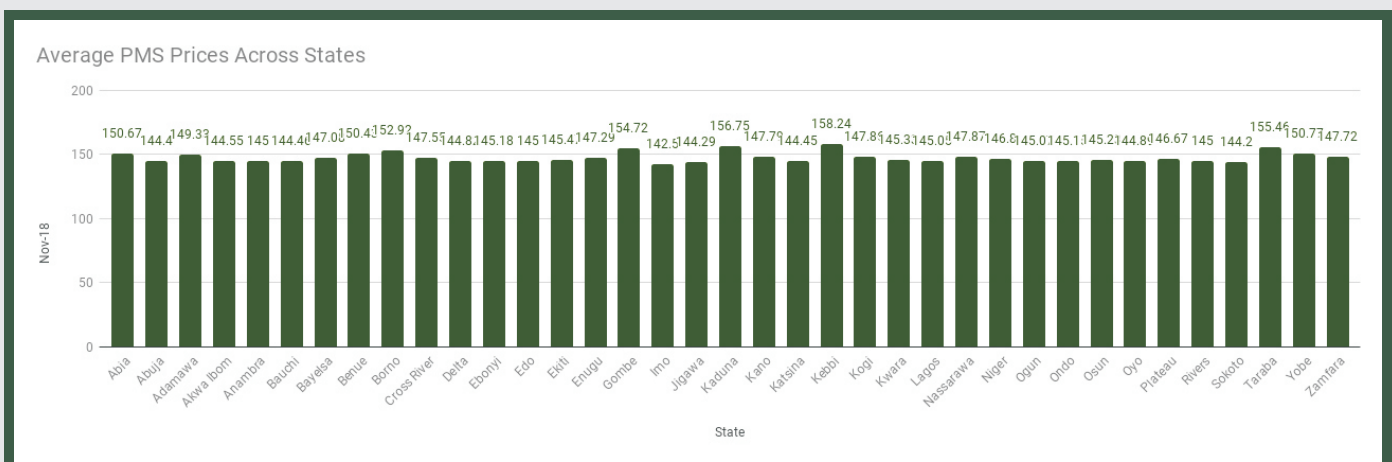


	Nov-18	YoY%	MoM%
KEBBI	158.24	9.1	1.9
KADUNA	156.75	8.1	4.0
TARABA	155.46	6.0	1.6

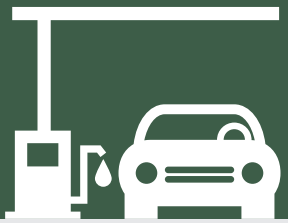
### STATES WITH THE LOWEST AVERAGE PRICES IN NOVEMBER 2018



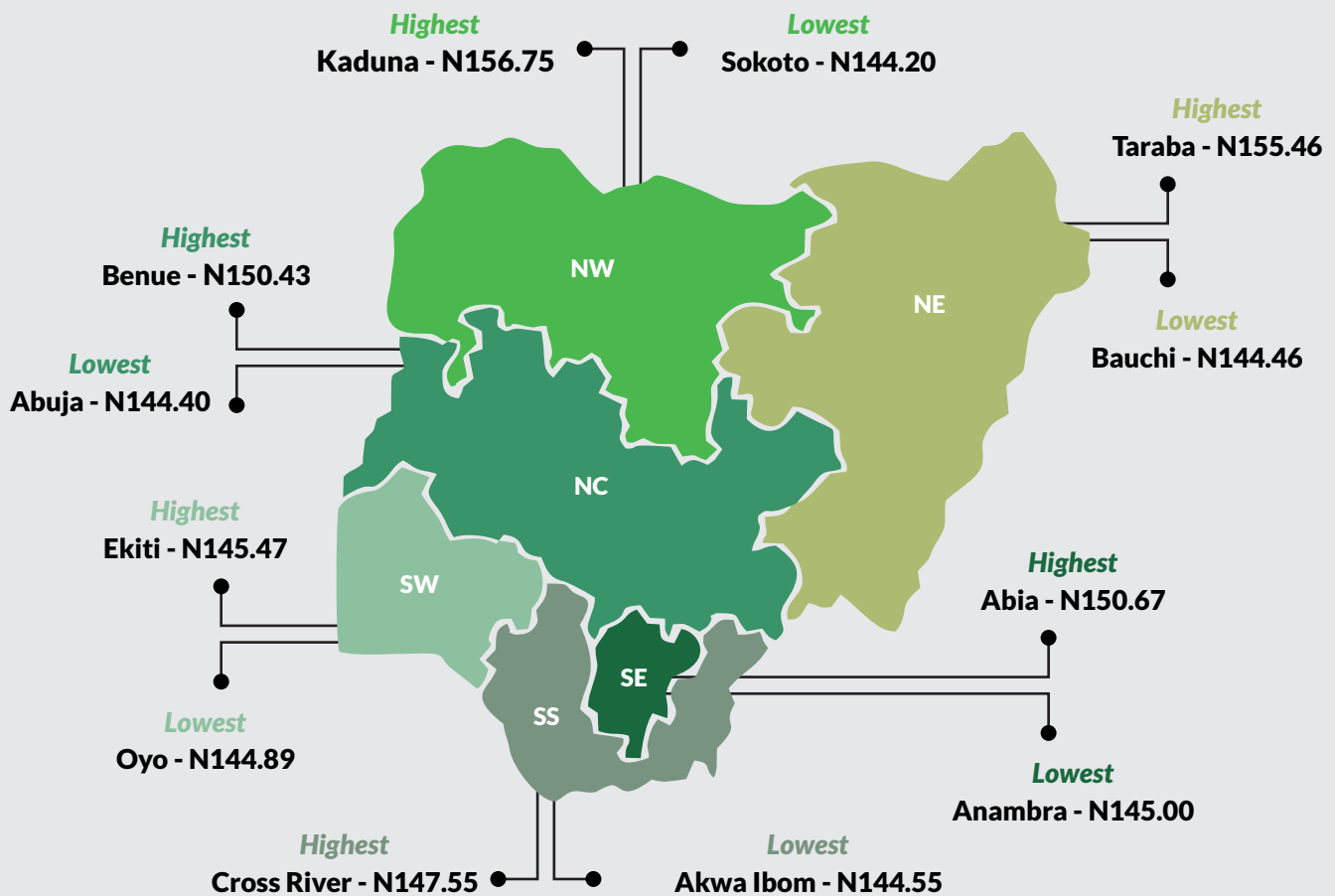

	Nov-18	YoY%	MoM%
JIGAWA	144.29	-0.8	0.0
SOKOTO	144.20	-1.2	0.0
IMO	142.50	-1.3	-2.0



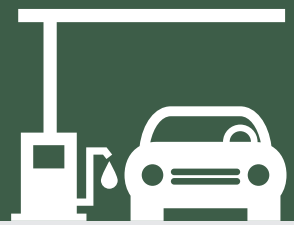
# Premium Motor Spirit (Petrol) Price Watch - November 2018



## Average PMS Prices Across Zones



# Premium Motor Spirit (Petrol) Price Watch - November 2018



## 12 Months Average Prices

December 2017	
Average	<b>171.8</b>
YoY	<b>17.1</b>
MoM	<b>18.0</b>


January 2018	
Average	<b>190.9</b>
YoY	<b>28.4</b>
MoM	<b>11.1</b>

February 2018	
Average	<b>172.5</b>
YoY	<b>15.1</b>
MoM	<b>-9.6</b>

March 2018	
Average	<b>163.4</b>
YoY	<b>9.4</b>
MoM	<b>-5.3</b>

November 2017	
Average	<b>145.6</b>
YoY	<b>-0.7</b>
MoM	<b>-0.3</b>

April 2018	
Average	<b>151.4</b>
YoY	<b>1.0</b>
MoM	<b>-7.3</b>



October 2018	
Average	<b>147.2</b>
YoY	<b>0.8</b>
MoM	<b>-0.1</b>

November 2018	
Average	<b>147.5</b>
YoY	<b>1.3%</b>
MoM	<b>0.2%</b>

May 2018	
Average	<b>150.2</b>
YoY	<b>-0.3</b>
MoM	<b>-0.8</b>

September 2018	
Average	<b>147.3</b>
YoY	<b>1.9</b>
MoM	<b>0.3</b>

August 2018	
Average	<b>146.9</b>
YoY	<b>1.7</b>
MoM	<b>0.1</b>

July 2018	
Average	<b>146.8</b>
YoY	<b>-0.9</b>
MoM	<b>-0.9</b>

June 2018	
Average	<b>148.1</b>
YoY	<b>-1.5</b>
MoM	<b>-1.4</b>



# Methodology

Average price paid by consumers for premium motor spirit (petrol) increased by 15.1% year-on-year and -9.6% month-on-month to N172.5 in February 2018 from N190.9 in January 2018.

States with the highest average price of premium motor spirit (petrol) were Plateau (N206.82), Osun (N201.29) & Edo (N200.83).

States with the lowest average price of premium motor spirit (petrol) were Katsina (N145.00), Abuja (N145.00) & Kogi (N147.06).



# Acknowledgements/Contacts

## Acknowledgements

We acknowledge our technical partners, Proshare in the design, concept and production of this publication.




## Contact Us

 @nigerianstat

 NBSNigeria

 [www.nigerianstat.gov.ng](http://www.nigerianstat.gov.ng)

 **Head Office Address**  
Plot 762, Independence Avenue, Central  
Business District, FCT, Abuja Nigeria.

 +234 803 386 5388

 [feedback@nigerianstat.gov.ng](mailto:feedback@nigerianstat.gov.ng)