



NATIONAL BUREAU OF STATISTICS

Automotive Gas Oil (Diesel) Price Watch

(OCTOBER 2018)

Report Date: November 2018

Data Source: National Bureau of Statistics (NBS)

Contents

Executive Summary.....	1
Average PMS Prices Across States	2
Average PMS Prices Across Zones	3
12 Months Average Prices.....	4
Appendix - Tables	5
Methodology	6
Acknowledgment and Contact	7

Executive Summary


Average price paid by consumers for automotive gas oil (diesel) increased by 2.42% month-on-month and 7.33% year-on-year to N216.75 in October 2018 from to N211.64 in September 2018.

States with the highest average price of diesel were Lagos (N238.55), Oyo (N231.32) and Sokoto (N231.25)

States with the lowest average price of diesel were Bayelsa (N189.44), Zamfara (N200.71) and Plateau (N203.93).



Average Diesel Prices Across States



STATES WITH THE HIGHEST AVERAGE PRICES IN OCTOBER 2018



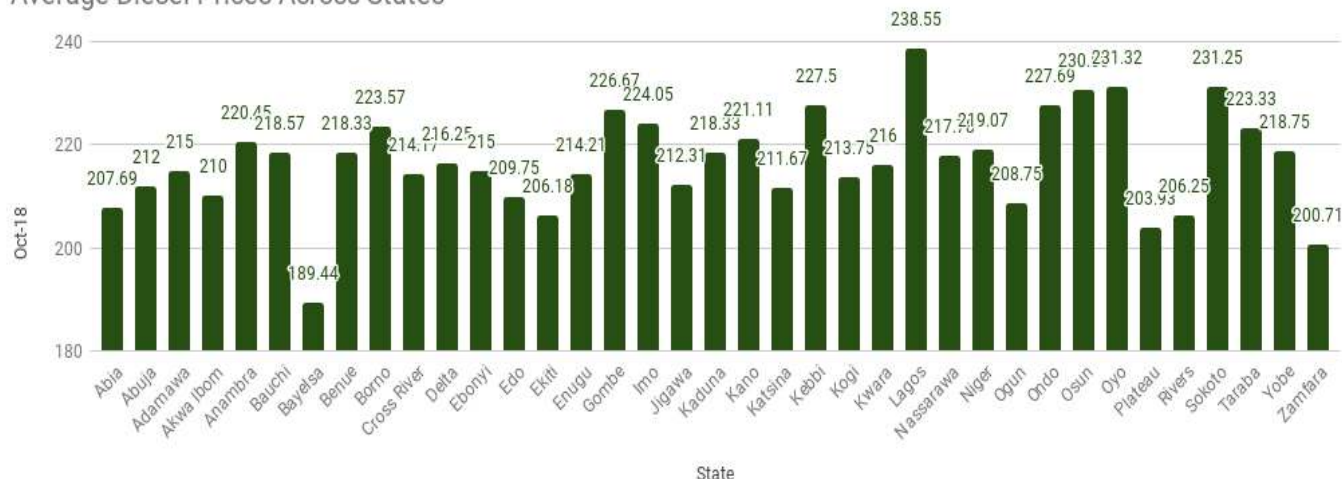
	Oct-18	YoY %	MoM %
LAGOS	238.55	24.6	4.9
OYO	231.32	8.9	5.1
SOKOTO	231.25	21.3	1.3

STATES WITH THE LOWEST AVERAGE PRICES IN OCTOBER 2018



	Sept-18	YoY %	MoM %
PLATEAU	203.93	4.6	0.3
ZAMFARA	200.71	-8.2	-5.9
BAYELSA	189.44	-3.1	-7.4

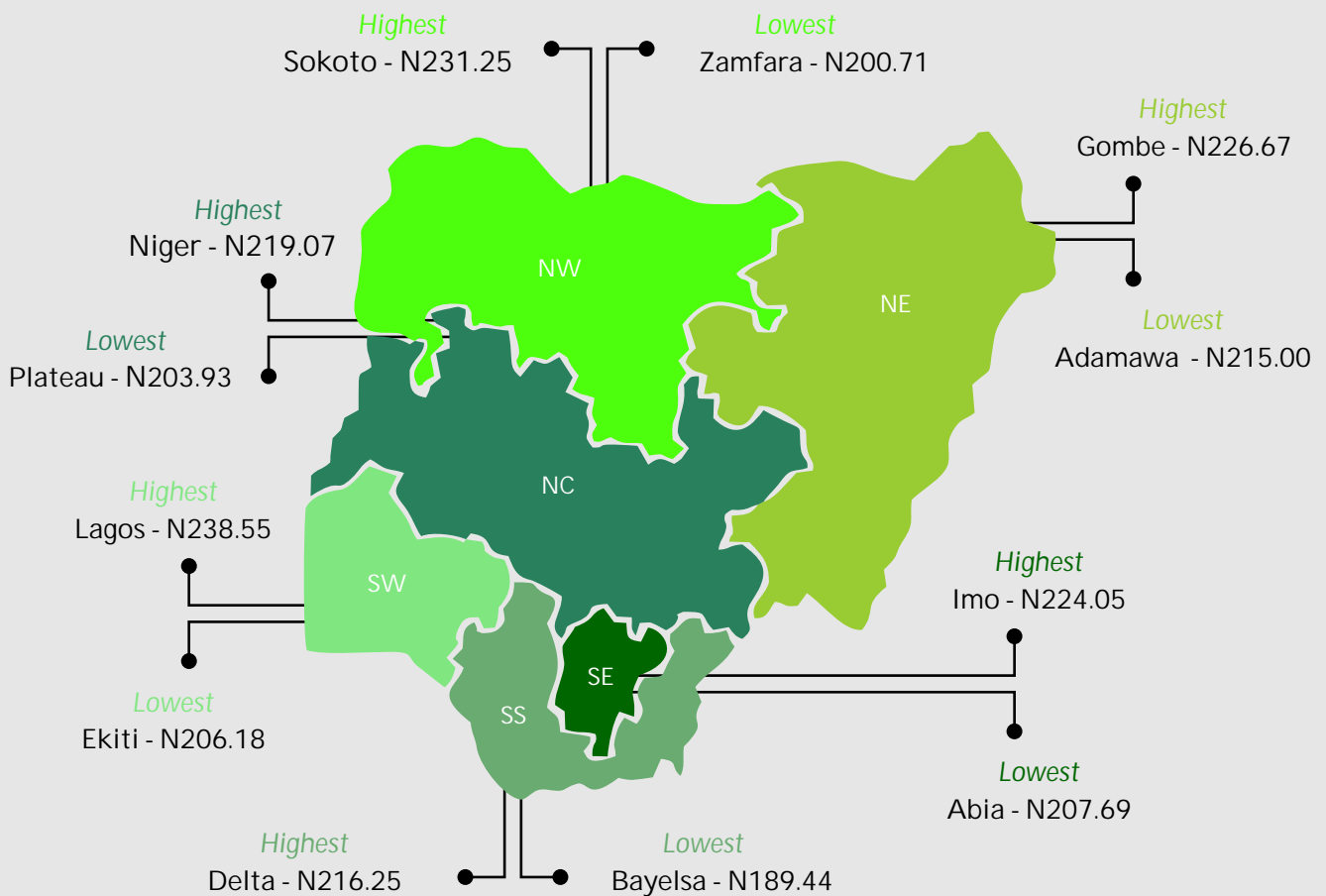

Average Diesel Prices Across States



Automotive Gas Oil (Diesel) Price Watch - October 2018



Average Diesel Prices Across States



Automotive Gas Oil (Diesel) Price Watch - October 2018



Average Diesel Prices Across States

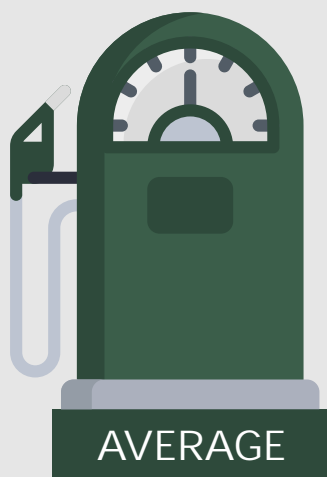
November 2017	
Average	199.26
YoY	1.84
MoM	-1.33

December 2017	
Average	206.58
YoY	5.26
MoM	3.67

January 2018	
Average	213.82
YoY	-5.89
MoM	3.50

February 2018	
Average	209.89
YoY	-15.84
MoM	-1.84

October 2017	
Average	201.96
YoY	7.85
MoM	9.28



March 2018	
Average	206.41
YoY	-12.00
MoM	-1.65

September 2018	
Average	211.64
YoY	14.52
MoM	1.76

October 2018	
Average	216.75
YoY	7.33
MoM	2.42

April 2018	
Average	204.35
YoY	-10.86
MoM	-1.00

August 2018	
Average	207.98
YoY	5.99
MoM	1.79

July 2018	
Average	204.32
YoY	3.39
MoM	-0.32

June 2018	
Average	204.97
YoY	-2.59
MoM	-0.34

May 2018	
Average	205.67
YoY	-4.91
MoM	0.65

Methodology

Field work is done solely by over 700 NBS Staff in all States of the federation supported by supervisors who are monitored by internal and external observers.

Fuel Prices are collected across all the 774 local governments across all States and the FCT from over 10,000 respondents and locations and reflect actual prices households state they actually bought those fuels together with the prices reportedly sold by the fuel suppliers.

The average of all these prices is then reported for each state and the average for the country is the average for the state.

NBS audit team subsequently conducts randomly selected verification of prices recorded.

Acknowledgements/Contacts

Acknowledgements

We acknowledge our technical partners, Proshare in the design, concept and production of this publication.





Contact Us

 @nigerianstat

 NBSNigeria

 www.nigerianstat.gov.ng

 Head Office Address
Plot 762, Independence Avenue, Central
Business District, FCT, Abuja Nigeria.

 +234 803 386 5388

 feedback@nigerianstat.gov.ng