



NATIONAL BUREAU OF STATISTICS

Premium Motor Spirit (Petrol) Price Watch

(OCTOBER 2018)

Report Date: November 2018

Data Source: National Bureau of Statistics (NBS)



Contents

Executive Summary.....	1
Average PMS Prices Across States	2
Average PMS Prices Across Zones	3
12 Months Average Prices.....	4
Appendix - Tables	5
Methodology	6
Acknowledgment and Contact	7

Executive Summary

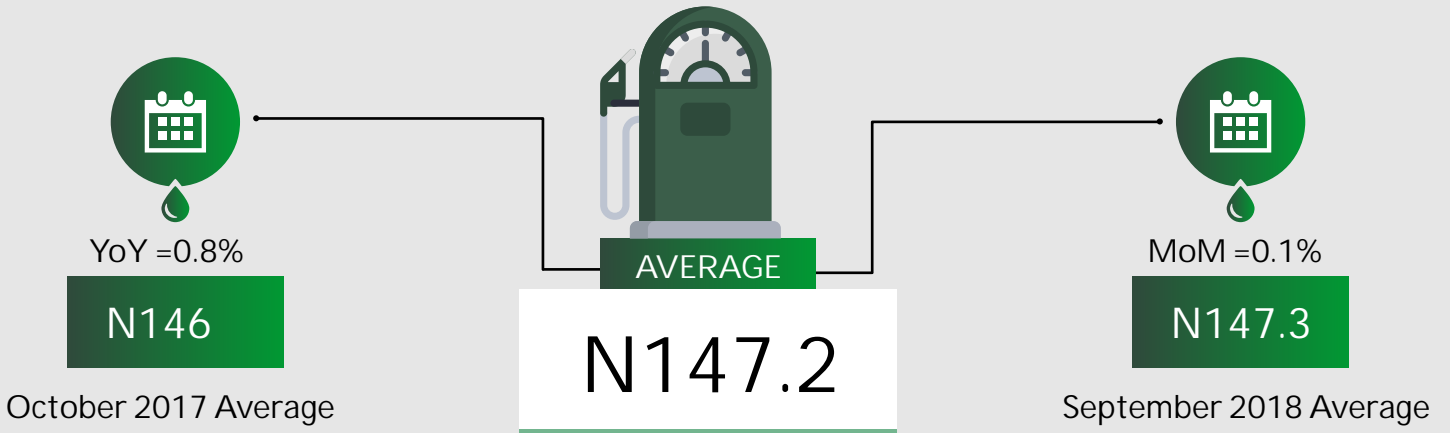
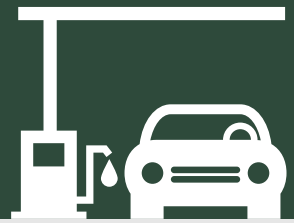
Average price paid by consumers for premium motor spirit (petrol) increased by 0.8% year-on-year and decreased by -0.1% month-on-month to N147.20 in October 2018 from N147.30 in September 2018.

States with the highest average price of premium motor spirit (petrol) were Kebbi (N155.24), Benue (N153.33) & Taraba (N153.00).

States with the lowest average price of premium motor spirit (petrol) were Katsina (N144.45), Jigawa (N144.29) & Sokoto (N144.20).

Premium Motor Spirit (Petrol) Price Watch – October 2018

Average PMS Prices Across States



STATES WITH THE HIGHEST AVERAGE PRICES IN OCTOBER 2018



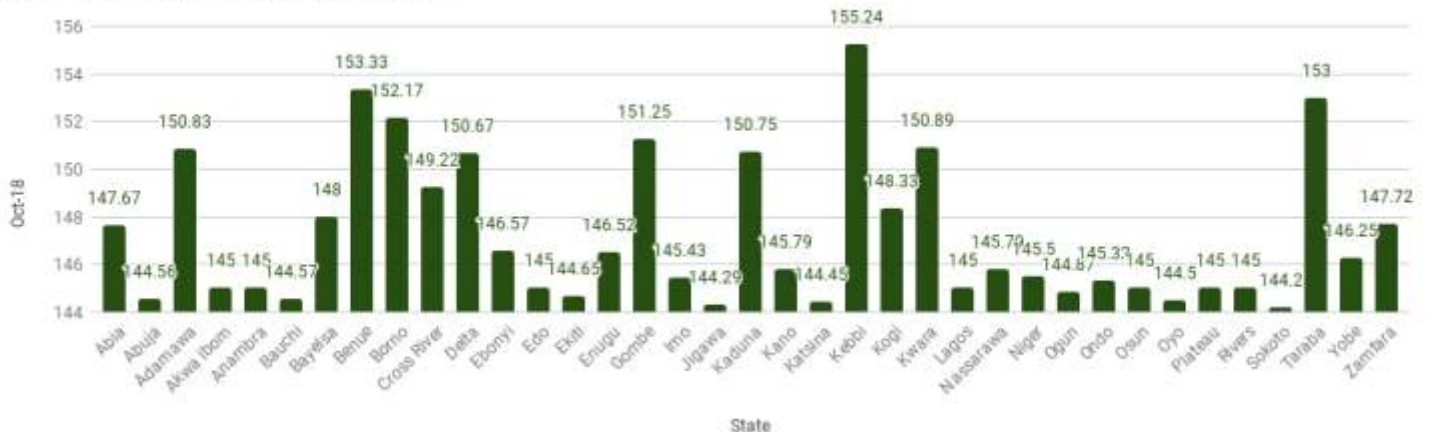
	Oct-18	YoY%	MoM%
KEBBI	155.24	4.5	3.5
BENUE	153.33	1.7	2.0
TARABA	153.00	5.5	0.1

STATES WITH THE LOWEST AVERAGE PRICES IN OCTOBER 2018



	Oct-18	YoY%	MoM%
KASTINA	144.45	0.5	0.6
JIGAWA	144.29	0.3	-3.8
SOKOTO	144.20	-1.2	-0.6

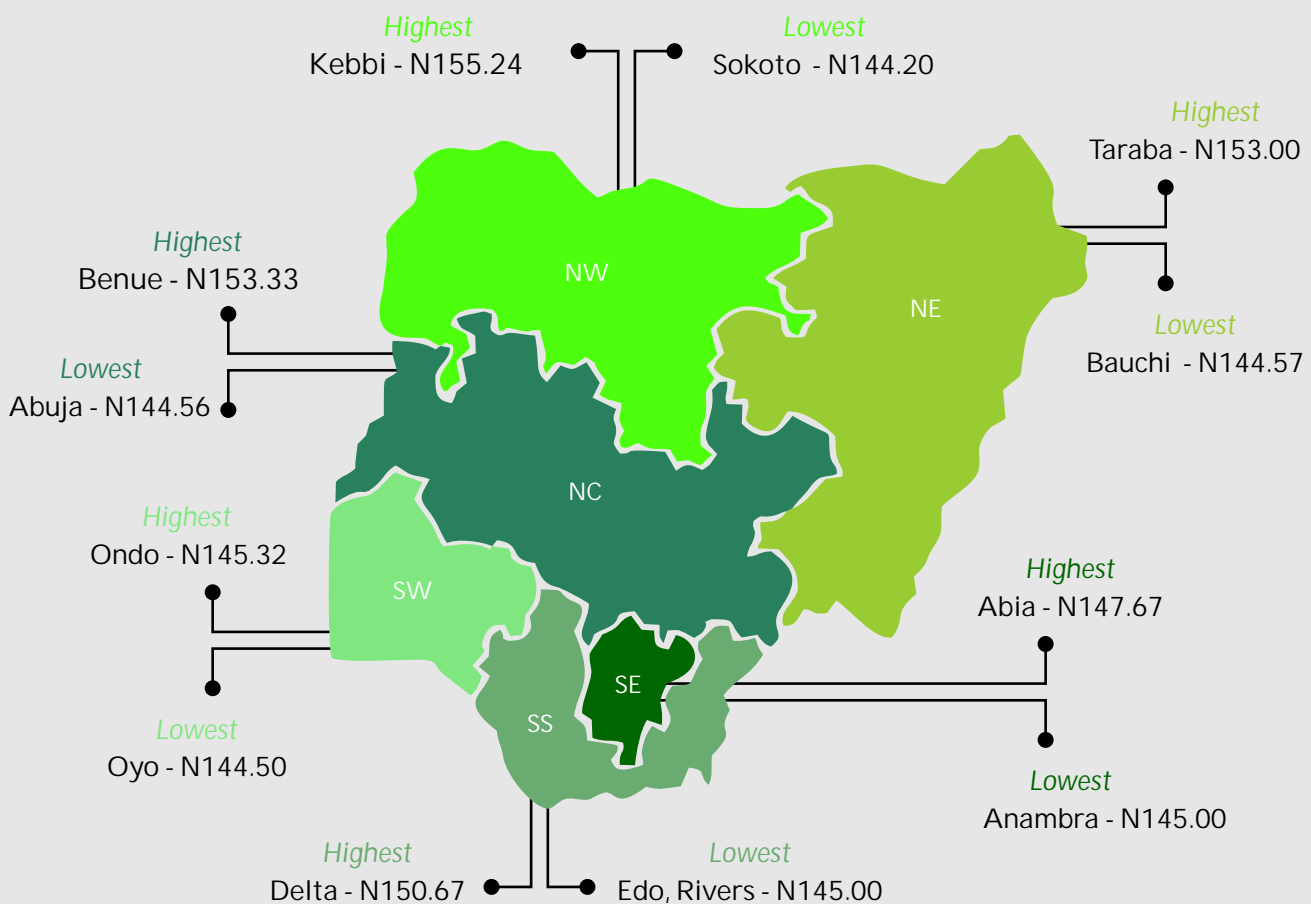
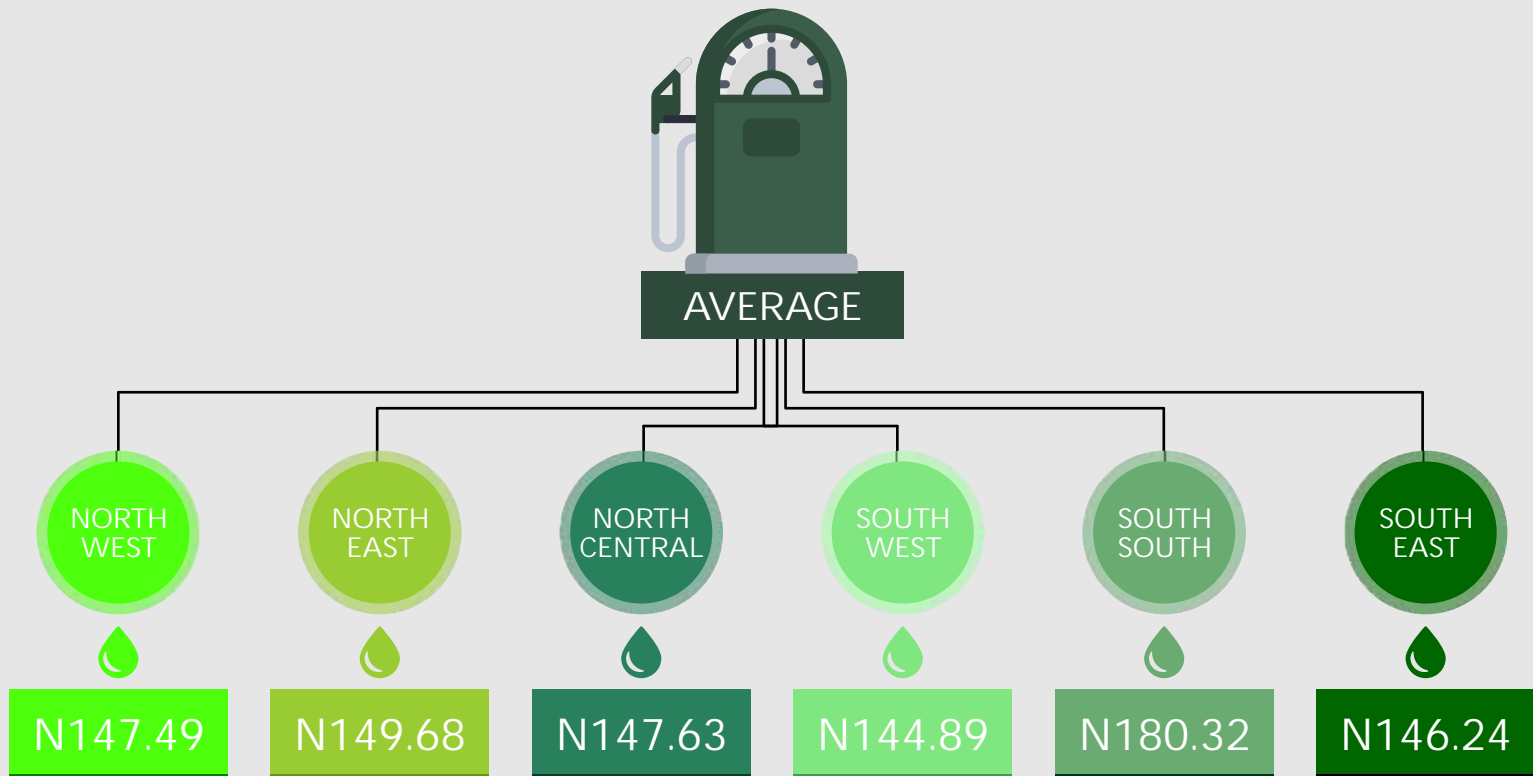
Average PMS Prices Across States



Premium Motor Spirit (Petrol) Price Watch

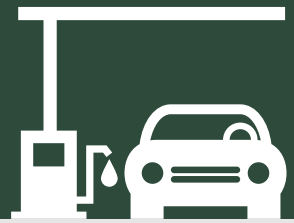
– October 2018

Average PMS Prices Across Zones



Premium Motor Spirit (Petrol) Price Watch – October 2018

12 Months Average Prices



November 2017	
Average	145.6
YoY	-0.7
MoM	-0.3


December 2017	
Average	171.8
YoY	17.1
MoM	18.0

January 2018	
Average	190.9
YoY	28.4
MoM	11.1

February 2018	
Average	172.5
YoY	15.1
MoM	-9.6

October 2017	
Average	146.0
YoY	0.1
MoM	1.0

March 2018	
Average	163.4
YoY	9.4
MoM	-5.3



September 2018	
Average	147.3
YoY	1.9
MoM	0.3

October 2018	
Average	147.2
YoY	0.8
MoM	-0.1

April 2018	
Average	151.4
YoY	1.0
MoM	-7.3

August 2018	
Average	146.9
YoY	1.7
MoM	0.1

July 2018	
Average	146.8
YoY	-0.9
MoM	-0.9

June 2018	
Average	148.1
YoY	-1.5
MoM	-1.4

May 2018	
Average	150.2
YoY	-0.3
MoM	-0.8

AVERAGE PETROL/ PREMIUM MOTOR SPIRIT																																							Year on Year % (Oct 2017-Oct 2018)	Month on Month % Sept 2018-Oct 2018
State	Jan-16	Mar-17	Apr-17	May-17	Jun-17	Jul-17	Aug-17	Sep-17	Oct-17	Nov-17	Dec-17	Jan-18	Feb-18	Mar-18	Apr-18	May-18	Jun-18	Jul-18	Aug-18	Sep-18	Oct-18																			
Abia	129.3	150.4	148.5	151.9	149.7	147.0	144.7	144.5	147.86	147.50	220.40	227.50	191.13	164.50	147.55	145.45	146.33	146.50	147.00	146.30	147.67	-0.1	0.9																	
Abuja	99.6	145.0	145.0	145.0	145.0	145.0	143.5	142.0	144.00	144.00	146.53	160.00	145.00	145.00	144.95	144.96	144.50	145.00	144.60	144.00	144.56	0.4	0.4																	
Adamawa	93.5	153.3	156.7	160.0	162.5	160.0	144.0	143.0	146.67	145.00	170.00	170.00	150.00	173.00	160.33	150.11	145.00	145.29	148.33	150.00	150.83	2.8	0.6																	
Akwa Ibom	120	149.3	147.5	149.4	149.6	145.0	144.6	143.3	146.00	150.33	166.50	201.25	183.89	164.00	154.00	159.44	145.00	145.58	145.42	145.50	145.00	-0.7	-0.3																	
Anambra	119.8	148.0	147.7	147.9	148.3	147.1	144.6	144.1	145.71	145.86	210.00	211.67	183.67	166.88	151.33	150.87	151.43	145.85	145.14	144.88	145.00	-0.5	0.1																	
Bauchi	117.3	147.8	150.5	147.5	152.5	145.4	145.0	144.6	147.38	144.90	159.75	186.88	151.00	145.57	144.17	144.93	147.90	145.40	143.89	144.00	144.57	-1.9	0.4																	
Bayelsa	96.1	161.3	159.1	153.5	160.4	145.0	144.8	147.1	147.08	150.50	172.69	187.14	206.82	178.00	158.00	154.62	152.92	151.67	151.00	150.00	148.00	0.6	-1.3																	
Benue	121.7	152.5	155.0	158.2	151.3	159.1	143.5	143.6	150.83	145.50	172.67	223.33	155.00	153.53	156.25	160.31	146.43	146.30	145.50	150.40	153.33	1.7	2.0																	
Borno	96.4	151.0	160.5	160.0	152.9	160.5	144.5	144.4	145.23	147.00	159.44	185.48	200.29	169.55	160.00	166.08	162.17	155.00	157.00	147.00	152.17	4.8	3.5																	
Cross River	115.2	148.1	147.8	149.6	148.4	145.0	143.4	144.0	148.40	145.00	207.14	175.38	187.63	174.50	154.50	151.58	145.75	145.56	147.92	150.00	149.22	0.6	-0.5																	
Delta	98.5	145.0	145.9	145.0	145.8	145.0	144.7	144.6	145.00	145.86	175.00	202.65	170.71	171.50	146.67	147.69	145.00	145.00	145.00	150.92	150.67	3.9	-0.2																	
Ebonyi	132.1	152.1	157.5	152.5	156.4	147.9	144.3	145.5	148.57	148.57	162.50	220.65	178.13	160.83	147.86	146.14	146.14	145.88	146.14	145.86	146.57	-1.3	0.5																	
Edo	100.3	149.6	150.3	145.3	145.0	145.0	144.8	144.9	145.06	145.75	170.00	220.00	190.31	172.11	152.11	145.36	145.00	145.00	145.00	145.00	145.00	0.0	0.0																	
Ekiti	106.1	145.0	145.0	145.0	145.0	145.0	144.7	143.1	143.73	146.17	146.00	160.24	181.18	173.89	145.00	147.71	145.32	145.00	144.23	145.94	144.65	0.6	-0.9																	
Enugu	128.3	154.5	152.9	152.0	154.5	149.0	145.0	145.8	147.17	145.00	200.50	183.12	163.86	169.13	148.91	150.30	153.05	149.44	146.78	153.88	146.52	-0.4	-4.8																	
Gombe	99.9	145.0	152.7	172.5	167.5	152.7	144.0	145.0	144.80	145.00	160.00	157.73	153.50	154.13	154.43	153.67	150.25	142.79	147.08	150.10	151.25	4.5	0.8																	
Imo	131	149.5	148.9	148.8	147.6	147.4	143.4	145.1	147.75	144.40	160.59	172.92	200.83	173.86	149.40	149.50	149.77	150.87	145.87	146.43	145.43	-1.6	-0.7																	
Jigawa	104.7	148.3	145.6	147.3	145.8	145.7	143.9	145.2	143.80	145.50	165.00	200.26	150.14	180.93	160.46	154.00	146.29	146.29	145.25	150.00	144.29	0.3	-3.8																	
Kaduna	95.7	153.0	145.0	148.7	148.8	145.0	144.8	145.5	144.83	145.00	162.81	215.91	165.86	147.29	153.85	150.81	150.75	150.75	151.48	150.53	150.75	4.1	0.1																	
Kano	99.1	145.0	147.9	145.4	145.3	145.0	144.2	144.6	144.27	144.93	165.00	182.14	155.00	147.19	145.16	144.87	145.79	144.78	144.89	144.87	145.79	1.1	0.6																	
Katsina	95.5	145.9	145.8	145.0	150.3	145.0	144.4	144.1	143.73	144.08	160.00	209.32	160.15	156.67	147.83	144.82	144.95	144.00	144.08	143.63	144.45	0.5	0.6																	
Kebbi	117.1	153.8	160.5	157.9	157.1	145.0	145.0	145.6	148.55	145.00	210.08	181.33	200.25	177.65	163.71	152.22	158.24	148.42	152.94	150.00	155.24	4.5	3.5																	
Kogi	127.1	154.0	146.5	148.9	148.9	146.7	144.6	144.6	146.67	145.00	200.00	152.83	194.81	163.33	160.79	159.17	150.91	148.89	150.13	147.15	148.33	1.1	0.8																	
Kwara	112.6	145.0	148.8	153.0	145.5	145.9	145.0	144.1	145.75	145.00	170.00	206.18	156.25	160.00	145.00	145.73	145.83	147.22	152.86	145.71	150.89	3.5	3.6																	
Lagos	91.1	147.5	147.9	145.0	145.7	145.3	143.3	143.2	144.33	144.33	149.87	161.43	145.00	155.25	148.10	145.81	144.91	145.81	145.00	147.38	145.00	0.5	-1.6																	
Nassarawa	120.5	145.9	149.7	148.1	146.1	149.4	143.0	145.0	145.67	144.00	180.00	168.13	150.17	165.53	145.92	145.25	145.14	145.71	146.23	147.14	145.79	0.1	-0.9																	
Niger	112.3	149.4	147.0	145.6	148.7	148.4	144.3	144.3	145.00	145.50	170.00	176.11	155.00	165.38	145.56	145.88	147.27	147.27	146.00	145.73	145.50	0.3	-0.2																	
Ogun	92.5	144.9	145.0	145.0	145.0	145.0	143.5	142.9	144.56	144.73	168.00	203.25	147.06	169.41	145.31	146.94	147.19	147.19	146.13	148.05	144.87	0.2	-2.2																	
Ondo	120.1	146.3	145.2	145.3	145.3	145.0	143.3	142.9	145.59	144.90	160.00	219.38	187.05	162.38	145.95	145.33	145.55	146.76	145.78	145.73	145.32	-0.2	-0.3																	
Osun	100.5	145.0	145.0	145.0	145.0	145.0	145.0	142.8	144.47	144.33	168.00	228.89	154.33	145.44	145.86	145.00	145.85	144.80	144.67	147.43	145.00	0.4	-1.6																	
Oyo	91.5	145.7	145.3	145.3	145.5	146.1	143.2	143.3	144.31	145.13	167.50	199.17	165.00	149.12	145.11	145.00	144.30	144.72	144.28	145.79	144.50	0.1	-0.9																	
Plateau	147.5	149.6	146.5	145.6	148.5	145.8	146.4	145.3	145.11	143.60	170.00	214.23	174.56	157.86	145.00	145.75	146.67	145.00	145.00	145.66	145.00	-0.1	-0.5																	
Rivers	102.5	151.3	149.6	157.4	145.6	146.0	145.8	145.6	145.35	147.00	160.00	197.50	194.75	165.94	155.94	150.91	148.58	145.26	145.00	145.00	145.00	-0.2	0.0																	
Sokoto	110.5	152.9	150.0	157.9	150.7	145.0	145.3	143.6	146.00	145.88	168.00	205.83	180.33	162.86	158.33	158.57	154.20	145.00	145.00	145.00	144.20	-1.2	-0.6																	
Taraba	120.7	148.0	158.6	162.0	156.3	157.7	145.0	146.1	145.00	146.66	166.11	164.44	201.29	184.38	156.00	153.89	150.88	151.82	150.29	152.86	153.00	5.5	0.1																	
Yobe	96.8	161.7	158.3	156.4	168.0	170.0	145.3	149.7	152.50	145.75	166.00	171.00	196.11	166.67	154.17	153.33	146.25	148.75	146.25	146.25	146.25	-4.1	0.0																	
Zamfara	91.6	147.0	145.3	146.8	146.3	145.9	145.4	144.2	144.94	144.70	170.00	159.12	155.00	152.35	158.14	154.12	147.72	147.72	148.14	147.10	147.72	1.9	0.4																	
AVERAGE	109.6	149.4	149.9	150.7	150.3	148.2	144.4	144.5	146.0	145.6	171.8	190.9	172.5	163.4	151.4	150.2	148.1	146.8	146.9	147.3	147.2	0.8	-0.1																	
Year on Year	5.7													9.4	1.0	-0.3	-1.5	-0.9	1.7	1.9	0.8																			
Month on Month	-8.4	#REF!	0.3	0.5	-0.3	-1.4	-2.5	0.1	1.0	-0.3	18.0	11.1	-9.6	-5.3	-7.3	-0.8	-1.4	-0.9	0.1	0.3	-0.1																			

Methodology

Average price paid by consumers for premium motor spirit (petrol) increased by 15.1% year-on-year and -9.6% month-on-month to N172.5 in February 2018 from N190.9 in January 2018.

States with the highest average price of premium motor spirit (petrol) were Plateau (N206.82), Osun (N201.29) & Edo (N200.83).

States with the lowest average price of premium motor spirit (petrol) were Katsina (N145.00), Abuja (N145.00) & Kogi (N147.06).

Acknowledgements/Contacts

Acknowledgements

We acknowledge our technical partners, Proshare in the design, concept and production of this publication.





Contact Us

 @nigerianstat

 NBSNigeria

 www.nigerianstat.gov.ng

 Head Office Address
Plot 762, Independence Avenue, Central
Business District, FCT, Abuja Nigeria.

 +234 803 386 5388

 feedback@nigerianstat.gov.ng