



NATIONAL BUREAU OF STATISTICS

# Premium Motor Spirit (Petrol) Price Watch

(SEPTEMBER 2018)

**Report Date: October 2018**

*Data Source: National Bureau of Statistics (NBS)*



# Contents

<b>Executive Summary</b> .....	1
<b>Average PMS Prices Across States</b> .....	2
<b>Average PMS Prices Across Zones</b> .....	3
<b>12 Months Average Prices</b> .....	4
<b>Appendix - Tables</b> .....	5
<b>Methodology</b> .....	6
<b>Acknowledgment and Contact</b> .....	7

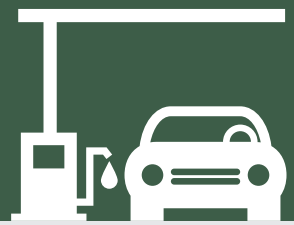
# Executive Summary

Average price paid by consumers for premium motor spirit (petrol) increased by 1.9% year-on-year and 0.3% month-on-month to N147.30 in September 2018 from N146.90 in August 2018.

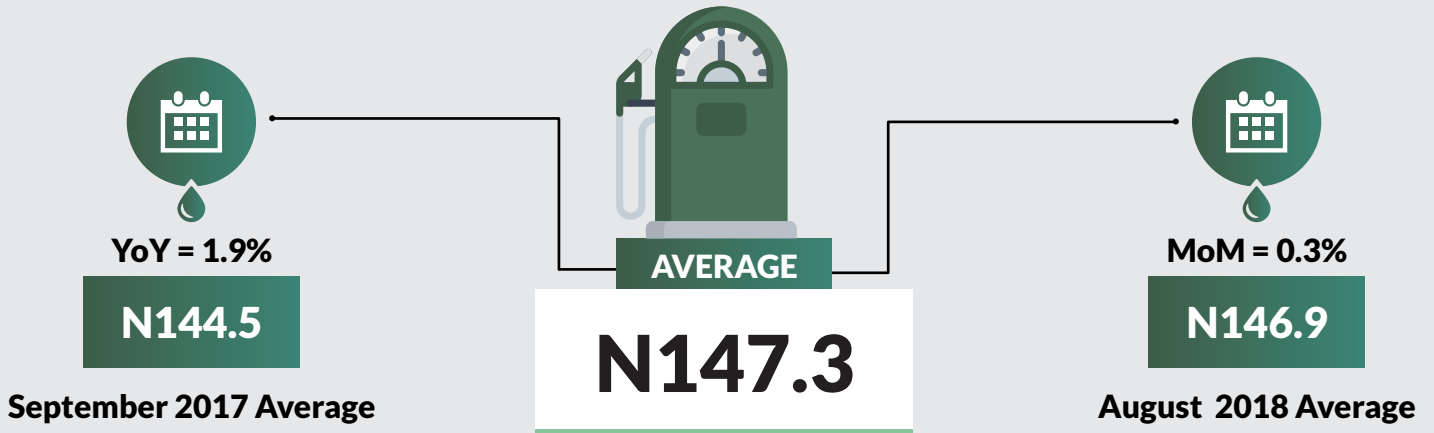
States with the highest average price of premium motor spirit (petrol) were Enugu (N153.88), Taraba (N152.86) & Delta (N150.92).

States with the lowest average price of premium motor spirit (petrol) were Kano (N144.87), Katsina (N143.63) & Bauchi (N144.00).

# Premium Motor Spirit (Petrol) Price Watch - September 2018



## Average PMS Prices Across States



### STATES WITH THE HIGHEST AVERAGE PRICES IN SEPTEMBER 2018

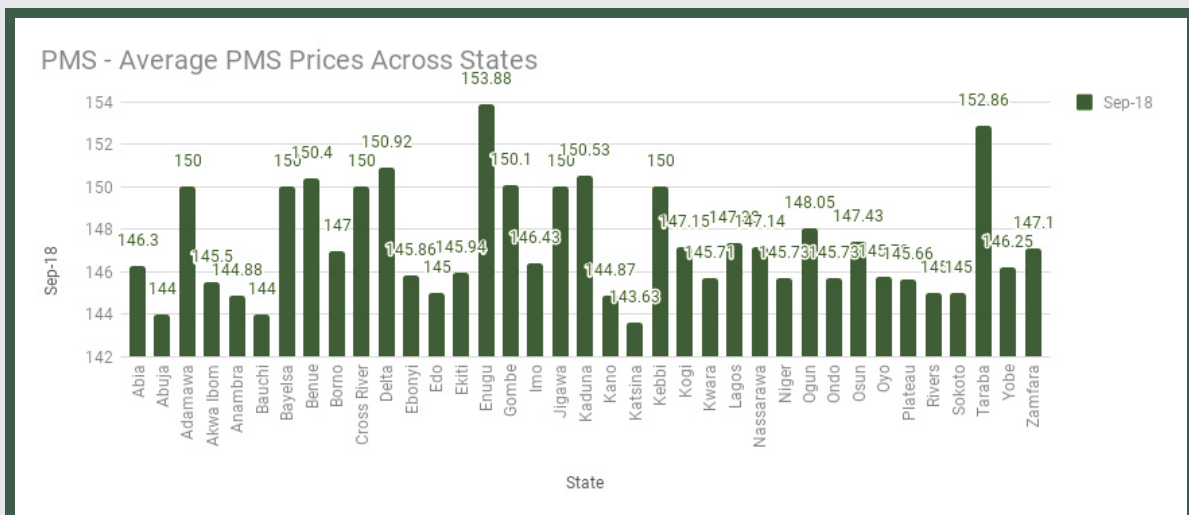


	Sep-18	YoY%	MoM%
ENUGU	153.88	5.5	4.8
TARABA	152.86	4.6	1.7
DELTA	150.92	4.4	4.1

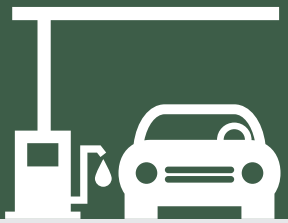
### STATES WITH THE LOWEST AVERAGE PRICES IN SEPTEMBER 2018



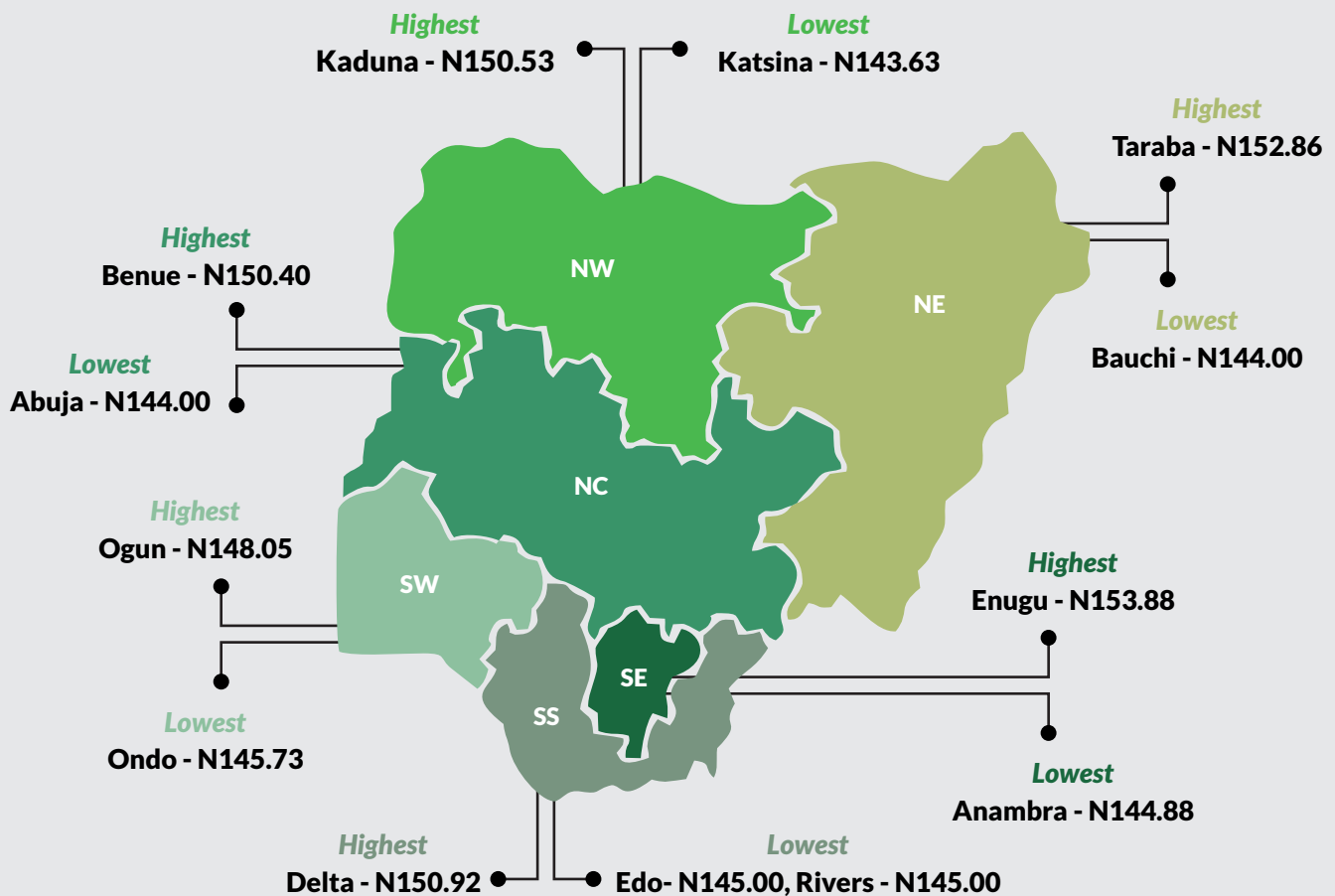

	Sep-18	YoY%	MoM%
ABUJA	144.00	1.4	-0.4
BAUCHI	144.00	-0.4	0.1
KATSINA	143.63	-0.3	-0.3



# Premium Motor Spirit (Petrol) Price Watch - September 2018



## Average PMS Prices Across Zones



# Premium Motor Spirit (Petrol) Price Watch - September 2018



## 12 Months Average Prices


October 2017	
Average	<b>146.0</b>
YoY	<b>0.1</b>
MoM	<b>1.0</b>

November 2017	
Average	<b>145.6</b>
YoY	<b>-0.7</b>
MoM	<b>-0.3</b>

December 2017	
Average	<b>171.8</b>
YoY	<b>17.1</b>
MoM	<b>18.0</b>

January 2018	
Average	<b>190.9</b>
YoY	<b>28.4</b>
MoM	<b>11.1</b>

September 2017	
Average	<b>144.5</b>
YoY	<b>-1.2</b>
MoM	<b>0.1</b>



February 2018	
Average	<b>172.5</b>
YoY	<b>15.1</b>
MoM	<b>-9.6</b>

August 2018	
Average	<b>146.9</b>
YoY	<b>1.7</b>
MoM	<b>0.1</b>

September 2018	
Average	<b>147.3</b>
YoY	<b>1.9</b>
MoM	<b>0.3</b>

March 2018	
Average	<b>163.4</b>
YoY	<b>9.4</b>
MoM	<b>-5.3</b>

July 2018	
Average	<b>146.8</b>
YoY	<b>-0.9</b>
MoM	<b>-0.9</b>

June 2018	
Average	<b>148.1</b>
YoY	<b>-1.5</b>
MoM	<b>-1.4</b>

May 2018	
Average	<b>150.2</b>
YoY	<b>-0.3</b>
MoM	<b>-0.8</b>

April 2018	
Average	<b>151.4</b>
YoY	<b>1.0</b>
MoM	<b>-7.3</b>

# AVERAGE PETROL/ PREMIUM MOTOR SPIRIT

PRICES PER LITRE NGN																				Year on Year %	Month on Month %	
State	Jan-16	Mar-17	Apr-17	May-17	Jun-17	Jul-17	Aug-17	Sep-17	Oct-17	Nov-17	Dec-17	Jan-18	Feb-18	Mar-18	Apr-18	May-18	Jun-18	Jul-18	Aug-18	Sep-18	(Sept 2017-Sept 2018)	Aug 2018-Sept 2018
Abia	129.3	150.4	148.5	151.9	149.7	147.0	144.7	144.5	147.86	147.50	220.40	227.50	191.13	164.50	147.55	145.45	146.33	146.50	147.00	146.30	1.2	-0.5
Abuja	99.6	145.0	145.0	145.0	145.0	145.0	143.5	142.0	144.00	144.00	146.53	160.00	145.00	145.00	144.95	144.96	144.50	145.00	144.60	144.00	1.4	-0.4
Adamawa	93.5	153.3	156.7	160.0	162.5	160.0	144.0	143.0	146.67	145.00	170.00	170.00	150.00	173.00	160.33	150.11	145.00	145.29	148.33	150.00	4.9	1.1
Akwa Ibom	120	149.3	147.5	149.4	149.6	145.0	144.6	143.3	146.00	150.33	166.50	201.25	183.89	164.00	154.00	159.44	145.00	145.58	145.42	145.50	1.6	0.1
Anambra	119.8	148.0	147.7	147.9	148.3	147.1	144.6	144.1	145.71	145.86	210.00	211.67	183.67	166.88	151.33	150.87	151.43	145.85	145.14	144.88	0.5	-0.2
Bauchi	117.3	147.8	150.5	147.5	152.5	145.4	145.0	144.6	147.38	144.90	159.75	186.88	151.00	145.57	144.17	144.93	147.90	145.40	143.89	144.00	-0.4	0.1
Bayelsa	96.1	161.3	159.1	153.5	160.4	145.0	144.8	147.1	147.08	150.50	172.69	187.14	206.82	178.00	158.00	154.62	152.92	151.67	151.00	150.00	2.0	-0.7
Benue	121.7	152.5	155.0	158.2	151.3	159.1	143.5	143.6	150.83	145.50	172.67	223.33	155.00	153.53	156.25	160.31	146.43	146.30	145.50	150.40	4.7	3.4
Borno	96.4	151.0	160.5	160.0	152.9	160.5	144.5	144.4	145.23	147.00	159.44	185.48	200.29	169.55	160.00	166.08	162.17	155.00	157.00	147.00	1.8	-6.4
Cross River	115.2	148.1	147.8	149.6	148.4	145.0	143.4	144.0	148.40	145.00	207.14	175.38	187.63	174.50	154.50	151.58	145.75	145.56	147.92	150.00	4.2	1.4
Delta	98.5	145.0	145.9	145.0	145.8	145.0	144.7	144.6	145.00	145.86	175.00	202.65	170.71	171.50	146.67	147.69	145.00	145.00	145.00	150.92	4.4	4.1
Ebonyi	132.1	152.1	157.5	152.5	156.4	147.9	144.3	145.5	148.57	148.57	162.50	220.65	178.13	160.83	147.86	146.14	146.14	145.88	146.14	145.86	0.2	-0.2
Edo	100.3	149.6	150.3	145.3	145.0	145.0	144.8	144.9	145.06	145.75	170.00	220.00	190.31	172.11	152.11	145.36	145.00	145.00	145.00	145.00	0.1	0.0
Ekiti	106.1	145.0	145.0	145.0	145.0	145.0	144.7	143.1	143.73	146.17	146.00	160.24	181.18	173.89	145.00	147.71	145.32	145.00	144.23	145.94	2.0	1.2
Enugu	128.3	154.5	152.9	152.0	154.5	149.0	145.0	145.8	147.17	145.00	200.50	183.12	163.86	169.13	148.91	150.30	153.05	149.44	146.78	153.88	5.5	4.8
Gombe	99.9	145.0	152.7	172.5	167.5	152.7	144.0	145.0	144.80	145.00	160.00	157.73	153.50	154.13	154.43	153.67	150.25	142.79	147.08	150.10	3.5	2.1
Imo	131	149.5	148.9	148.8	147.6	147.4	143.4	145.1	147.75	144.40	160.59	172.92	200.83	173.86	149.40	149.50	149.77	150.87	145.87	146.43	0.9	0.4
Jigawa	104.7	148.3	145.6	147.3	145.8	145.7	143.9	145.2	143.80	145.50	165.00	200.26	150.14	180.93	160.46	154.00	146.29	146.29	145.25	150.00	3.3	3.3
Kaduna	95.7	153.0	145.0	148.7	148.8	145.0	144.8	145.5	144.83	145.00	162.81	215.91	165.86	147.29	153.85	150.81	150.75	150.75	151.48	150.53	3.4	-0.6
Kano	99.1	145.0	147.9	145.4	145.3	145.0	144.2	144.6	144.27	144.93	165.00	182.14	155.00	147.19	145.16	144.87	145.79	144.78	144.89	144.87	0.2	0.0
Katsina	95.5	145.9	145.8	145.0	150.3	145.0	144.4	144.1	143.73	144.08	160.00	209.32	160.15	156.67	147.83	144.82	144.95	144.00	144.08	143.63	-0.3	-0.3
Kebbi	117.1	153.8	160.5	157.9	157.1	145.0	145.0	145.6	148.55	145.00	210.08	181.33	200.25	177.65	163.71	152.22	158.24	148.42	152.94	150.00	3.0	-1.9
Kogi	127.1	154.0	146.5	148.9	148.9	146.7	144.6	144.6	146.67	145.00	200.00	152.83	194.81	163.33	160.79	159.17	150.91	148.89	150.13	147.15	1.7	-2.0
Kwara	112.6	145.0	148.8	153.0	145.5	145.9	145.0	144.1	145.75	145.00	170.00	206.18	156.25	160.00	145.00	145.73	145.83	147.22	152.86	145.71	1.1	-4.7
Lagos	91.1	147.5	147.9	145.0	145.7	145.3	143.3	143.2	144.33	144.33	149.87	161.43	145.00	155.25	148.10	145.81	144.91	145.81	145.00	147.38	2.9	1.6
Nassarawa	120.5	145.9	149.7	148.1	146.1	149.4	143.0	145.0	145.67	144.00	180.00	168.13	150.17	165.53	145.92	145.25	145.14	145.71	146.23	147.14	1.5	0.6
Niger	112.3	149.4	147.0	145.6	148.7	148.4	144.3	144.3	145.00	145.50	170.00	176.11	155.00	165.38	145.56	145.88	147.27	147.27	146.00	145.73	1.0	-0.2
Ogun	92.5	144.9	145.0	145.0	145.0	145.0	143.5	142.9	144.56	144.73	168.00	203.25	147.06	169.41	145.31	146.94	147.19	147.19	146.13	148.05	3.6	1.3
Ondo	120.1	146.3	145.2	145.3	145.3	145.0	143.3	142.9	145.59	144.90	160.00	219.38	187.05	162.38	145.95	145.33	145.55	146.76	145.78	145.73	2.0	0.0
Osun	100.5	145.0	145.0	145.0	145.0	145.0	145.0	142.8	144.47	144.33	168.00	228.89	154.33	145.44	145.86	145.00	145.85	144.80	144.67	147.43	3.3	1.9
Oyo	91.5	145.7	145.3	145.3	145.5	146.1	143.2	143.3	144.31	145.13	167.50	199.17	165.00	149.12	145.11	145.00	144.30	144.72	144.28	145.79	1.8	1.0
Plateau	147.5	149.6	146.5	145.6	148.5	145.8	146.4	145.3	145.11	143.60	170.00	214.23	174.56	157.86	145.00	145.75	146.67	145.00	145.00	145.66	0.3	0.5
Rivers	102.5	151.3	149.6	157.4	145.6	146.0	145.8	145.6	145.35	147.00	160.00	197.50	194.75	165.94	155.94	150.91	148.58	145.26	145.00	145.00	-0.4	0.0
Sokoto	110.5	152.9	150.0	157.9	150.7	145.0	145.3	143.6	146.00	145.88	168.00	205.83	180.33	162.86	158.33	158.57	154.20	145.00	145.00	145.00	1.0	0.0
Taraba	120.7	148.0	158.6	162.0	156.3	157.7	145.0	146.1	145.00	146.66	166.11	164.44	201.29	184.38	156.00	153.89	150.88	151.82	150.29	152.86	4.6	1.7
Yobe	96.8	161.7	158.3	156.4	168.0	170.0	145.3	149.7	152.50	145.75	166.00	171.00	196.11	166.67	154.17	153.33	146.25	148.75	146.25	146.25	-2.3	0.0
Zamfara	91.6	147.0	145.3	146.8	146.3	145.9	145.4	144.2	144.94	144.70	170.00	159.12	155.00	152.35	158.14	154.12	147.72	147.72	148.14	147.10	2.0	-0.7
<b>AVERAGE</b>	<b>109.6</b>	<b>149.4</b>	<b>149.9</b>	<b>150.7</b>	<b>150.3</b>	<b>148.2</b>	<b>144.4</b>	<b>144.5</b>	<b>146.0</b>	<b>145.6</b>	<b>171.8</b>	<b>190.9</b>	<b>172.5</b>	<b>163.4</b>	<b>151.4</b>	<b>150.2</b>	<b>148.1</b>	<b>146.8</b>	<b>146.9</b>	<b>147.3</b>	<b>1.7</b>	<b>0.1</b>
Year on Year	5.7													9.4	1.0	-0.3	-1.5	-0.9	1.7			
Month on Month	-8.4	#REF!	0.3	0.5	-0.3	-1.4	-2.5	0.1	1.0	-0.3	18.0	11.1	-9.6	-5.3	-7.3	-0.8	-1.4	-0.9	0.1			

STATES WITH THE HIGHEST AVERAGE PRICES				
ENUGU	153.88			
TARABA	152.86			
DELTA	150.92			
STATES WITH THE LOWEST AVERAGE PRICES				
KANO	144.87			
KATSINA	143.63			
ABUJA AND BAUCHI	144.00			

# Methodology

Average price paid by consumers for premium motor spirit (petrol) increased by 15.1% year-on-year and -9.6% month-on-month to N172.5 in February 2018 from N190.9 in January 2018.

States with the highest average price of premium motor spirit (petrol) were Plateau (N206.82), Osun (N201.29) & Edo (N200.83).

States with the lowest average price of premium motor spirit (petrol) were Katsina (N145.00), Abuja (N145.00) & Kogi (N147.06).



# Acknowledgements/Contacts

## Acknowledgements

We acknowledge our technical partners, Proshare in the design, concept and production of this publication.





## Contact Us

 @nigerianstat

 NBSNigeria

 [www.nigerianstat.gov.ng](http://www.nigerianstat.gov.ng)

 **Head Office Address**  
Plot 762, Independence Avenue, Central  
Business District, FCT, Abuja Nigeria.

 +234 803 386 5388

 [feedback@nigerianstat.gov.ng](mailto:feedback@nigerianstat.gov.ng)