



NATIONAL BUREAU OF STATISTICS

Nigerian Domestic and Foreign Debt

(Q2 2018)

Report Date: September 2018

Contents

Executive Summary	1
Nigerian Domestic and Foreign Debt -Q2 2018	
Abia	2
Adamawa	3
Akwa Ibom	4
Anambra	5
Bauchi	6
Bayelsa	7
Benue	8
Borno	9
Cross River	10
Delta	11
Ebonyi	12
Edo	13
Ekiti	14
Enugu	15
Gombe	16
Imo	17
Jigawa	18
Kaduna	19
Kano	20
Katsina	21
Kebbi	22
Kogi	23
Kwara	24
Lagos	25
Nassarawa	26
Niger	27
Ogun	28
Ondo	29
Osun	30
Oyo	31
Plateau	32
Rivers	33
Sokoto	34
Taraba	35
Yobe	36
Zamfara	37
FCT	38
Sub-Total State & FCT	39
FGN	40
Grand Total	41
Federal Government Domestic Debt Stock by Instrument as at June 30, 2018	42
Nigeria's Public Debt Stock as at June 30, 2018	43
Methodology	44
Appendix	45
Acknowledgements/Contacts	49

Executive Summary

Nigerian States and Federal Debt Stock data as at 30th June 2018 reflected that the country's foreign and domestic debts stood at \$22.08bn and N15.63trn respectively.

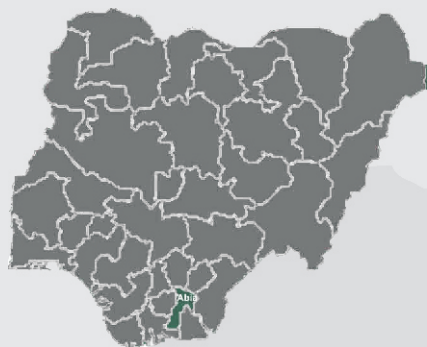
Further disaggregation of Nigeria's foreign debt showed that \$10.88bn of the debt was multilateral; \$274.98m was bilateral (AFD) and another \$2.12bn bilateral from the Exim Bank of China, JICA, India and KFW while \$8.80bn was commercial.

Lagos State has the highest foreign debt profile among the thirty-six states and the FCT accounting for 34.17% while Edo (6.57%), Kaduna (5.48%), Cross River (4.56%) and Bauchi (3.18%) followed closely.

Similarly, total domestic debt was N3.48 trillion with Lagos state accounting for 14.88 % of the total domestic debt stock while Anambra State has the least debt in this category with a contribution 0.08% to the total domestic debt stock.

NIGERIAN DOMESTIC AND FOREIGN DEBT - Q2 2018

ABIA STATE



Land Area: 2,440 sq mi

Population: 3,616,382

Total FAAC Allocation June 2018

N26,456,711,382.68

IGR as at Full Year 2017

N14,917,141,805.80





External Debt Stock

MULTILATERAL (\$)

BILATERAL (AFD) (\$)

Bilateral (CHINA EXIM BANK, JICA, INDIA, KFW) (\$)

COMMERCIAL



\$100,217,589.59

SHARE IN NATIONAL TOTAL

0.45%

Total (\$)

\$100,217,589.59

SHARE IN STATE TOTAL

2.36%

Domestic Debt Stock

DEBT STOCK (N)



N57,467,618,625.51

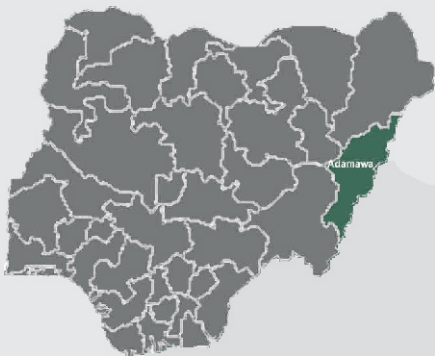
SHARE IN STATE TOTAL

1.65%

Note: Domestic Debt Stock for 31 States + FCT was as at March 31, 2018, while Domestic Debt Stock for 5 States (Anambra, Gombe, Katsina, Rivers and Zamfara) was as at December 31, 2017

NIGERIAN DOMESTIC AND FOREIGN DEBT - Q2 2018

ADAMAWA STATE



Land Area: 14, 254 sq mi

Population: 4,111,706

Total FAAC Allocation June 2018

N23,715,317,080.69

IGR as at Full Year 2017

N6,201,369,567.23




External Debt Stock

MULTILATERAL (\$)

BILATERAL (AFD) (\$)

Bilateral (CHINA EXIM BANK, JICA, INDIA, KFW) (\$)

COMMERCIAL



\$51,360,541.54

\$6,500,000.00

SHARE IN NATIONAL TOTAL

0.26%

Total (\$)

\$57,860,541.54

SHARE IN STATE TOTAL

1.36%

Domestic Debt Stock

DEBT STOCK (N)



N67,460,656,267.08

SHARE IN STATE TOTAL

1.94%

Note: Domestic Debt Stock for 31 States + FCT was as at March 31, 2018, while Domestic Debt Stock for 5 States (Anambra, Gombe, Katsina, Rivers and Zamfara) was as at December 31, 2017

NIGERIAN DOMESTIC AND FOREIGN DEBT - Q2 2018

AKWA IBOM STATE



Land Area: 2,734 sq mi

Population: 5,272,029

Total FAAC Allocation June 2018

N100,201,137,452.79

IGR as at Full Year 2017

N15,956,354,035.30





External Debt Stock

MULTILATERAL (\$)

BILATERAL (AFD) (\$)

Bilateral (CHINA EXIM BANK, JICA, INDIA, KFW (\$))

COMMERCIAL



\$48,385,866.53

SHARE IN NATIONAL TOTAL

0.22%

Total (\$)

\$48,385,866.53

SHARE IN STATE TOTAL

1.14%

Domestic Debt Stock

DEBT STOCK (N)



N179,714,994,143.75

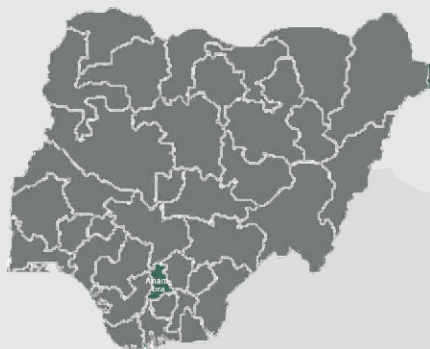
SHARE IN STATE TOTAL

5.17%

Note: Domestic Debt Stock for 31 States + FCT was as at March 31, 2018, while Domestic Debt Stock for 5 States (Anambra, Gombe, Katsina, Rivers and Zamfara) was as at December 31, 2017

NIGERIAN DOMESTIC AND FOREIGN DEBT - Q2 2018

ANAMBRA STATE



Land Area: 1,870 sq mi

Population: 5,356,592

Total FAAC Allocation June 2018

N26,423,194,105.63

IGR as at Full Year 2017

N17,365,385,830.51




External Debt Stock

MULTILATERAL (\$)

BILATERAL (AFD) (\$)

Bilateral (CHINA EXIM BANK, JICA, INDIA, KFW) (\$)

COMMERCIAL



\$107,438,517.03

SHARE IN NATIONAL TOTAL

0.49%

Total (\$)

\$107,438,517.03

SHARE IN STATE TOTAL

2.53%

Domestic Debt Stock

DEBT STOCK (N)



N2,612,431,503.89

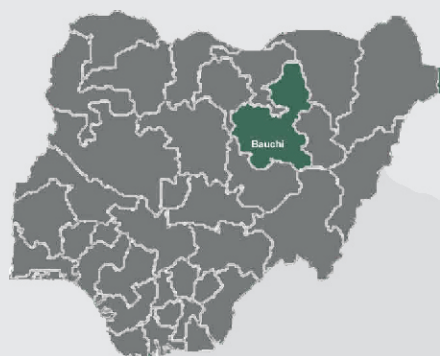
SHARE IN STATE TOTAL

0.08%

Note: Domestic Debt Stock for 31 States + FCT was as at March 31, 2018, while Domestic Debt Stock for 5 States (Anambra, Gombe, Katsina, Rivers and Zamfara) was as at December 31, 2017

NIGERIAN DOMESTIC AND FOREIGN DEBT - Q2 2018

BAUCHI STATE



Land Area: 18, 965 sq mi

Population: 6,286,719

Total FAAC Allocation June 2018

N25,595,870,489.00

IGR as at Full Year 2017

N4,369,411,450.27




External Debt Stock

MULTILATERAL (\$)

BILATERAL (AFD) (\$)

Bilateral (CHINA EXIM BANK, JICA, INDIA, KFW) (\$)

COMMERCIAL



\$134,907,612.92

SHARE IN NATIONAL TOTAL

0.61%

Total (\$)

\$134,907,612.92

SHARE IN STATE TOTAL

3.18%

Domestic Debt Stock

DEBT STOCK (N)



N78,076,937,314.82

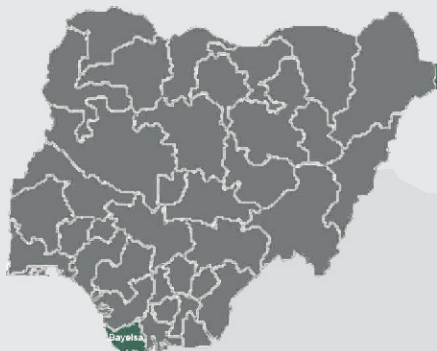
SHARE IN STATE TOTAL

2.25%

Note: Domestic Debt Stock for 31 States + FCT was as at March 31, 2018, while Domestic Debt Stock for 5 States (Anambra, Gombe, Katsina, Rivers and Zamfara) was as at December 31, 2017

NIGERIAN DOMESTIC AND FOREIGN DEBT - Q2 2018

BAYELSA STATE



Land Area: 8,150 sq mi

Population: 2,204,648

Total FAAC Allocation June 2018

N77,135,294,193.86

IGR as at Full Year 2017

N12,523,812,450.59




External Debt Stock

MULTILATERAL (\$)

BILATERAL (AFD) (\$)

Bilateral (CHINA EXIM BANK, JICA, INDIA, KFW) (\$)

COMMERCIAL



\$57,256,211.04

SHARE IN NATIONAL TOTAL

0.26%

Total (\$)

\$57,256,211.04

SHARE IN STATE TOTAL

1.35%

Domestic Debt Stock

DEBT STOCK (N)



N123,031,521,306.14

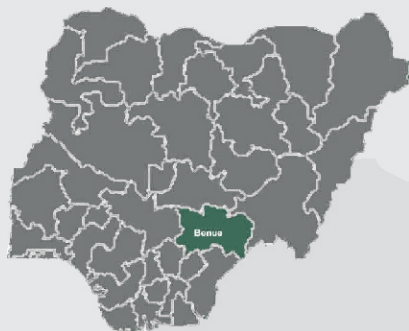
SHARE IN STATE TOTAL

3.54%

Note: Domestic Debt Stock for 31 States + FCT was as at March 31, 2018, while Domestic Debt Stock for 5 States (Anambra, Gombe, Katsina, Rivers and Zamfara) was as at December 31, 2017

NIGERIAN DOMESTIC AND FOREIGN DEBT - Q2 2018

BENUE STATE



Land Area: 13,150 sq m

Population: 5,553,037

Total FAAC Allocation June 2018

N26,306,205,572.88

IGR as at Full Year 2017

N12,399,414,557.79




External Debt Stock

MULTILATERAL (\$)

BILATERAL (AFD) (\$)

Bilateral (CHINA EXIM BANK, JICA, INDIA, KFW) (\$)

COMMERCIAL



\$34,750,363.40

SHARE IN NATIONAL TOTAL

0.16%

Total (\$)

\$34,750,363.40

SHARE IN STATE TOTAL

0.82%

Domestic Debt Stock

DEBT STOCK (N)



N92,930,649,665.69

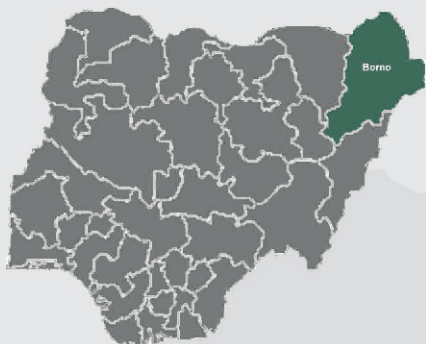
SHARE IN STATE TOTAL

2.67%

Note: Domestic Debt Stock for 31 States + FCT was as at March 31, 2018, while Domestic Debt Stock for 5 States (Anambra, Gombe, Katsina, Rivers and Zamfara) was as at December 31, 2017

NIGERIAN DOMESTIC AND FOREIGN DEBT - Q2 2018

BORNO STATE



Land Area: 22, 316 sq mi

Population: 5,635,544

Total FAAC Allocation June 2018

N30,036,052,343.78

IGR as at Full Year 2017

N4,983,331,049.24




External Debt Stock

MULTILATERAL (\$)

BILATERAL (AFD) (\$)

Bilateral (CHINA EXIM BANK, JICA, INDIA, KFW) (\$)

COMMERCIAL



\$22,292,486.47

SHARE IN NATIONAL TOTAL

0.10%

Total (\$)

\$22,292,486.47

SHARE IN STATE TOTAL

0.52%

Domestic Debt Stock

DEBT STOCK (N)



N77,523,662,982.23

SHARE IN STATE TOTAL

2.23%

Note: Domestic Debt Stock for 31 States + FCT was as at March 31, 2018, while Domestic Debt Stock for 5 States (Anambra, Gombe, Katsina, Rivers and Zamfara) was as at December 31, 2017

NIGERIAN DOMESTIC AND FOREIGN DEBT - Q2 2018

CROSS RIVER STATE



Land Area: 7,782 sq mi

Population: 3,741,838

Total FAAC Allocation June 2018

N17,126,204,505.62

IGR as at Full Year 2017

N18,104,562,225.62




External Debt Stock

MULTILATERAL (\$)

BILATERAL (AFD) (\$)

Bilateral (CHINA EXIM BANK, JICA, INDIA, KFW) (\$)

COMMERCIAL



\$149,896,061.81

\$43,900,000.00

SHARE IN NATIONAL TOTAL

0.88%

Total (\$)

\$193,796,061.81

SHARE IN STATE TOTAL

4.56%

Domestic Debt Stock

DEBT STOCK (N)



N124,943,613,082.61

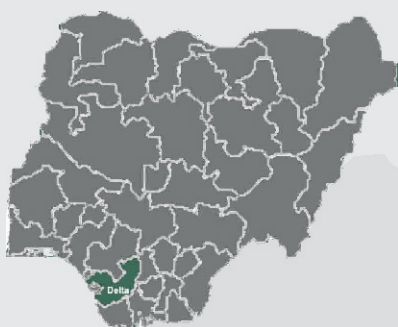
SHARE IN STATE TOTAL

3.59%

Note: Domestic Debt Stock for 31 States + FCT was as at March 31, 2018, while Domestic Debt Stock for 5 States (Anambra, Gombe, Katsina, Rivers and Zamfara) was as at December 31, 2017

NIGERIAN DOMESTIC AND FOREIGN DEBT - Q2 2018

DELTA STATE



Land Area: 6,833 sq mi

Population: 5,460,311

Total FAAC Allocation June 2018

N101,185,193,820.71

IGR as at Full Year 2017

N51,888,005,338.33




External Debt Stock

MULTILATERAL (\$)

BILATERAL (AFD) (\$)

Bilateral (CHINA EXIM BANK, JICA, INDIA, KFW) (\$)

COMMERCIAL



\$63,825,838.81

SHARE IN NATIONAL TOTAL

0.29%

Total (\$)

\$63,825,838.81

SHARE IN STATE TOTAL

1.50%

Domestic Debt Stock

DEBT STOCK (N)



N222,680,606,739.34

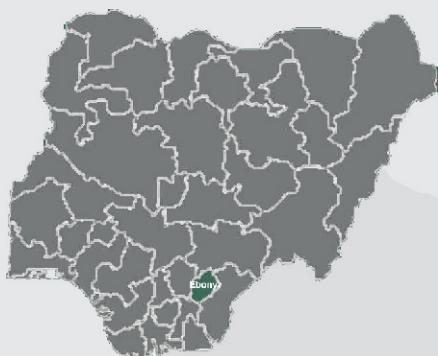
SHARE IN STATE TOTAL

6.40%

Note: Domestic Debt Stock for 31 States + FCT was as at March 31, 2018, while Domestic Debt Stock for 5 States (Anambra, Gombe, Katsina, Rivers and Zamfara) was as at December 31, 2017

NIGERIAN DOMESTIC AND FOREIGN DEBT - Q2 2018

EBONYI STATE



Land Area: 2,136 sq mi

Population: 2,791,167

Total FAAC Allocation June 2018

N21,605,984,248.73

IGR as at Full Year 2017

N5,102,902,366.82





External Debt Stock

MULTILATERAL (\$)

BILATERAL (AFD) (\$)

Bilateral (CHINA EXIM BANK, JICA, INDIA, KFW) (\$)

COMMERCIAL



\$67,901,721.07

SHARE IN NATIONAL TOTAL

0.31%

Total (\$)

\$67,901,721.07

SHARE IN STATE TOTAL

1.60%

Domestic Debt Stock

DEBT STOCK (N)



N34,515,070,111.77

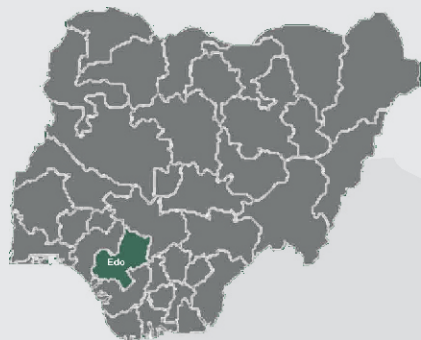
SHARE IN STATE TOTAL

0.99%

Note: Domestic Debt Stock for 31 States + FCT was as at March 31, 2018, while Domestic Debt Stock for 5 States (Anambra, Gombe, Katsina, Rivers and Zamfara) was as at December 31, 2017

NIGERIAN DOMESTIC AND FOREIGN DEBT - Q2 2018

EDO STATE



Land Area: 6,873 sq mi

Population: 4,109,499

Total FAAC Allocation June 2018

N32,882,836,464.89

IGR as at Full Year 2017

N25,342,829,212.22




External Debt Stock

MULTILATERAL (\$)

BILATERAL (AFD) (\$)

Bilateral (CHINA EXIM BANK, JICA, INDIA, KFW) (\$)

COMMERCIAL



\$279,029,896.21

SHARE IN NATIONAL TOTAL

1.26%

Total (\$)

\$279,029,896.21

SHARE IN STATE TOTAL

6.57%

Domestic Debt Stock

DEBT STOCK (N)



N69,004,633,290.09

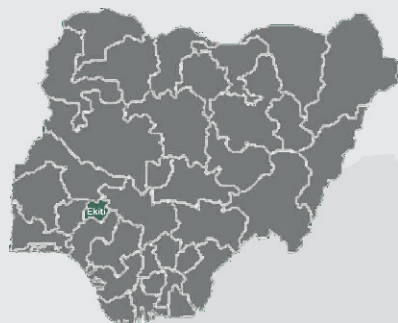
SHARE IN STATE TOTAL

1.98%

Note: Domestic Debt Stock for 31 States + FCT was as at March 31, 2018, while Domestic Debt Stock for 5 States (Anambra, Gombe, Katsina, Rivers and Zamfara) was as at December 31, 2017

NIGERIAN DOMESTIC AND FOREIGN DEBT - Q2 2018

EKITI STATE



Land Area: 2,453 sq mi

Population: 3,157,552

Total FAAC Allocation June 2018

N17,915,031,197.20

IGR as at Full Year 2017

N4,967,499,815.79




External Debt Stock

MULTILATERAL (\$)

BILATERAL (AFD) (\$)

Bilateral (CHINA EXIM BANK, JICA, INDIA, KFW) (\$)

COMMERCIAL



\$97,994,770.66

SHARE IN NATIONAL TOTAL

0.44%

Total (\$)

\$97,994,770.66

SHARE IN STATE TOTAL

2.31%

Domestic Debt Stock

DEBT STOCK (N)



N117,724,274,041.26

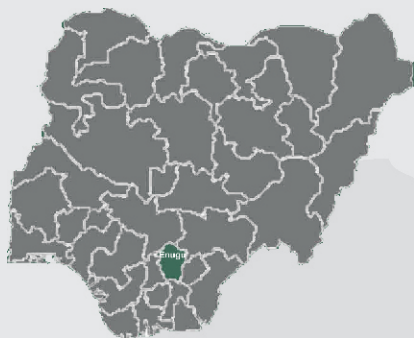
SHARE IN STATE TOTAL

3.39%

Note: Domestic Debt Stock for 31 States + FCT was as at March 31, 2018, while Domestic Debt Stock for 5 States (Anambra, Gombe, Katsina, Rivers and Zamfara) was as at December 31, 2017

NIGERIAN DOMESTIC AND FOREIGN DEBT - Q2 2018

ENUGU STATE



Land Area: 2,765 sq mi

Population: 4,263,786

Total FAAC Allocation June 2018

N25,060,255,593.91

IGR as at Full Year 2017

N22,039,222,902.86




External Debt Stock

MULTILATERAL (\$)

BILATERAL (AFD) (\$)

Bilateral (CHINA EXIM BANK, JICA, INDIA, KFW) (\$)

COMMERCIAL



\$121,452,029.92

\$6,500,000.00

SHARE IN NATIONAL TOTAL

0.58%

Total (\$)

\$127,952,029.92

SHARE IN STATE TOTAL

3.01%

Domestic Debt Stock

DEBT STOCK (N)



N61,231,913,793.95

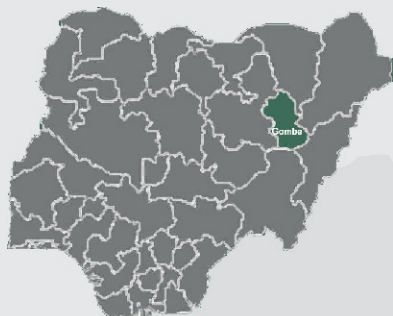
SHARE IN STATE TOTAL

1.76%

Note: Domestic Debt Stock for 31 States + FCT was as at March 31, 2018, while Domestic Debt Stock for 5 States (Anambra, Gombe, Katsina, Rivers and Zamfara) was as at December 31, 2017

NIGERIAN DOMESTIC AND FOREIGN DEBT - Q2 2018

GOMBE STATE



Land Area: 7, 246 sq mi

Population: 3,140,189

Total FAAC Allocation June 2018

N20,636,085,378.29

IGR as at Full Year 2017

N5,272,273,408.28




External Debt Stock

MULTILATERAL (\$)

BILATERAL (AFD) (\$)

Bilateral (CHINA EXIM BANK, JICA, INDIA, KFW) (\$)

COMMERCIAL



\$38,500,292.18

SHARE IN NATIONAL TOTAL

0.17%

Total (\$)

\$38,500,292.18

SHARE IN STATE TOTAL

0.91%

Domestic Debt Stock

DEBT STOCK (N)



N41,939,190,055.53

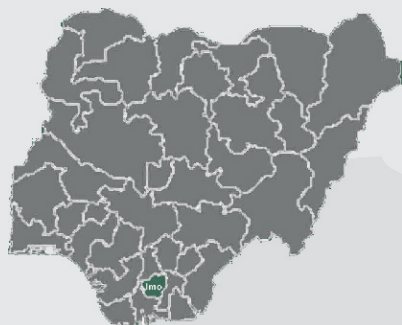
SHARE IN STATE TOTAL

1.21%

Note: Domestic Debt Stock for 31 States + FCT was as at March 31, 2018, while Domestic Debt Stock for 5 States (Anambra, Gombe, Katsina, Rivers and Zamfara) was as at December 31, 2017

NIGERIAN DOMESTIC AND FOREIGN DEBT - Q2 2018

IMO STATE



Land Area: 2,140 sq mi

Population: 5,214,833

Total FAAC Allocation June 2018

N25,379,554,187.65

IGR as at Full Year 2017

N6,850,796,866.07




External Debt Stock

MULTILATERAL (\$)

BILATERAL (AFD) (\$)

Bilateral (CHINA EXIM BANK, JICA, INDIA, KFW) (\$)

COMMERCIAL



\$61,277,993.68

SHARE IN NATIONAL TOTAL

0.28%

Total (\$)

\$61,277,993.68

SHARE IN STATE TOTAL

1.44%

Domestic Debt Stock

DEBT STOCK (N)



N85,432,191,992.42

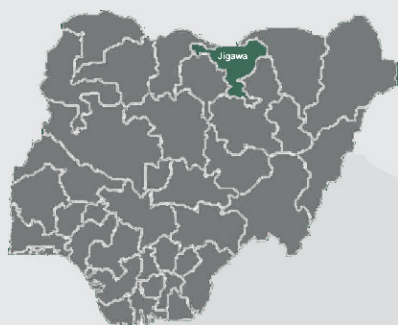
SHARE IN STATE TOTAL

2.46%

Note: Domestic Debt Stock for 31 States + FCT was as at March 31, 2018, while Domestic Debt Stock for 5 States (Anambra, Gombe, Katsina, Rivers and Zamfara) was as at December 31, 2017

NIGERIAN DOMESTIC AND FOREIGN DEBT - Q2 2018

JIGAWA STATE



Land Area: 8,940 sq mi

Population: 5,640,592

Total FAAC Allocation June 2018

N28,748,393,258.80

IGR as at Full Year 2017

N6,650,200,980.11


External Debt Stock

MULTILATERAL (\$)


BILATERAL (AFD) (\$)


Bilateral (CHINA EXIM BANK, JICA, INDIA, KFW) (\$)

COMMERCIAL



\$32,800,038.17







SHARE IN NATIONAL TOTAL

0.15%

Total (\$)

\$32,800,038.17

SHARE IN STATE TOTAL

0.77%

Domestic Debt Stock

DEBT STOCK (N)



N34,488,374,498.85

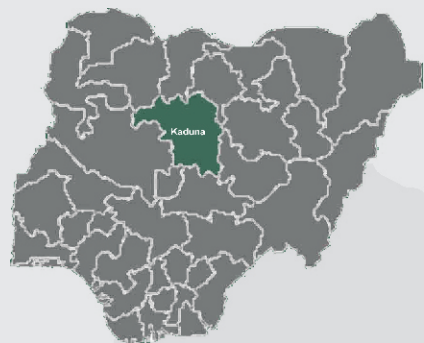
SHARE IN STATE TOTAL

0.99%

Note: Domestic Debt Stock for 31 States + FCT was as at March 31, 2018, while Domestic Debt Stock for 5 States (Anambra, Gombe, Katsina, Rivers and Zamfara) was as at December 31, 2017

NIGERIAN DOMESTIC AND FOREIGN DEBT - Q2 2018

KADUNA STATE



Land Area: 17,781 sq mi

Population: 7,976,735

Total FAAC Allocation June 2018

N32,861,084,108.80

IGR as at Full Year 2017

N26,530,562,880.89




External Debt Stock

MULTILATERAL (\$)

BILATERAL (AFD) (\$)

Bilateral (CHINA EXIM BANK, JICA, INDIA, KFW) (\$)

COMMERCIAL



\$232,965,533.73

SHARE IN NATIONAL TOTAL

1.05%

Total (\$)

\$232,965,533.73

SHARE IN STATE TOTAL

5.48%

Domestic Debt Stock

DEBT STOCK (N)



N75,606,381,758.43

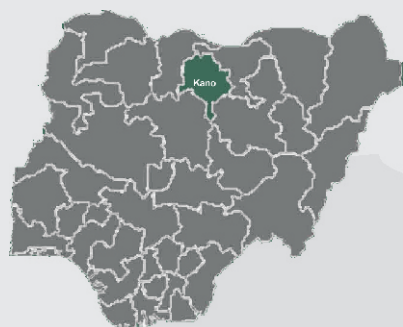
SHARE IN STATE TOTAL

2.17%

Note: Domestic Debt Stock for 31 States + FCT was as at March 31, 2018, while Domestic Debt Stock for 5 States (Anambra, Gombe, Katsina, Rivers and Zamfara) was as at December 31, 2017

NIGERIAN DOMESTIC AND FOREIGN DEBT - Q2 2018

KANO STATE



Land Area: 7,773 sq mi

Population: 12,591,871

Total FAAC Allocation June 2018

N39,880,885,724.72

IGR as at Full Year 2017

N42,418,811,470.64




External Debt Stock

MULTILATERAL (\$)

BILATERAL (AFD) (\$)

Bilateral (CHINA EXIM BANK, JICA, INDIA, KFW) (\$)

COMMERCIAL



\$65,047,427.46

SHARE IN NATIONAL TOTAL

0.29%

Total (\$)

\$65,047,427.46

SHARE IN STATE TOTAL

1.53%

Domestic Debt Stock

DEBT STOCK (N)



N95,420,104,800.47

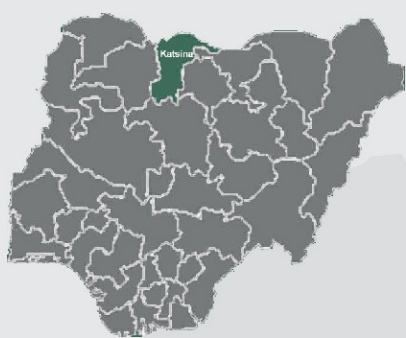
SHARE IN STATE TOTAL

2.74%

Note: Domestic Debt Stock for 31 States + FCT was as at March 31, 2018, while Domestic Debt Stock for 5 States (Anambra, Gombe, Katsina, Rivers and Zamfara) was as at December 31, 2017

NIGERIAN DOMESTIC AND FOREIGN DEBT - Q2 2018

KATSINA STATE



Land Area: 9,341 sq mi

Population: 7,569,751

Total FAAC Allocation June 2018

N28,396,841,672.31

IGR as at Full Year 2017

N6,029,850,857.76




External Debt Stock

MULTILATERAL (\$)

BILATERAL (AFD) (\$)

Bilateral (CHINA EXIM BANK, JICA, INDIA, KFW) (\$)

COMMERCIAL



\$64,757,964.40

SHARE IN NATIONAL TOTAL

0.29%

Total (\$)

\$64,757,964.40

SHARE IN STATE TOTAL

1.52%

Domestic Debt Stock

DEBT STOCK (N)



N30,852,661,159.10

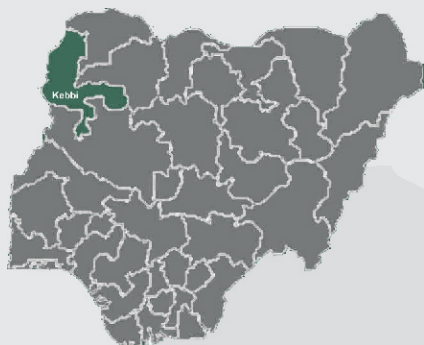
SHARE IN STATE TOTAL

0.89%

Note: Domestic Debt Stock for 31 States + FCT was as at March 31, 2018, while Domestic Debt Stock for 5 States (Anambra, Gombe, Katsina, Rivers and Zamfara) was as at December 31, 2017

NIGERIAN DOMESTIC AND FOREIGN DEBT - Q2 2018

KEBBI STATE



Land Area: 14,200 sq mi

Population: 4,286,319

Total FAAC Allocation June 2018

N25,920,393,694.88

IGR as at Full Year 2017

N4,393,773,965.39




External Debt Stock

MULTILATERAL (\$)

BILATERAL (AFD) (\$)

Bilateral (CHINA EXIM BANK, JICA, INDIA, KFW) (\$)

COMMERCIAL



\$46,759,780.42

SHARE IN NATIONAL TOTAL

0.21%

Total (\$)

\$46,759,780.42

SHARE IN STATE TOTAL

1.10%

Domestic Debt Stock

DEBT STOCK (N)



N53,874,263,625.13

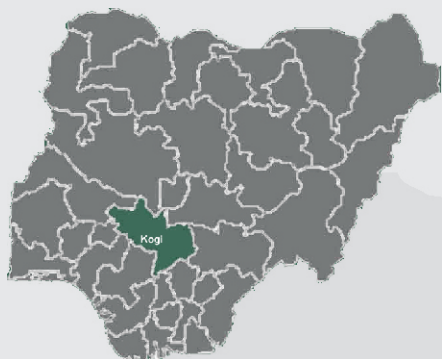
SHARE IN STATE TOTAL

1.55%

Note: Domestic Debt Stock for 31 States + FCT was as at March 31, 2018, while Domestic Debt Stock for 5 States (Anambra, Gombe, Katsina, Rivers and Zamfara) was as at December 31, 2017

NIGERIAN DOMESTIC AND FOREIGN DEBT - Q2 2018

KOGI STATE



Land Area: 11,519 sq mi

Population: 4,324,074

Total FAAC Allocation June 2018

N25,176,298,768.04

IGR as at Full Year 2017

N11,244,260,974.75




External Debt Stock

MULTILATERAL (\$)

BILATERAL (AFD) (\$)

Bilateral (CHINA EXIM BANK, JICA, INDIA, KFW) (\$)

COMMERCIAL



\$32,371,905.62

SHARE IN NATIONAL TOTAL

0.15%

Total (\$)

\$32,371,905.62

SHARE IN STATE TOTAL

0.76%

Domestic Debt Stock

DEBT STOCK (N)



N114,332,341,233.39

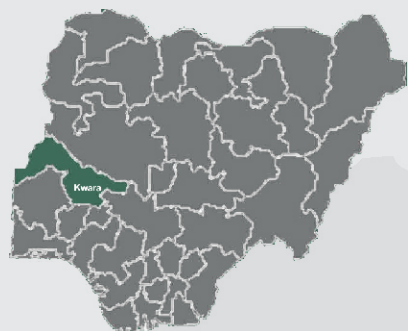
SHARE IN STATE TOTAL

3.29%

Note: Domestic Debt Stock for 31 States + FCT was as at March 31, 2018, while Domestic Debt Stock for 5 States (Anambra, Gombe, Katsina, Rivers and Zamfara) was as at December 31, 2017

NIGERIAN DOMESTIC AND FOREIGN DEBT - Q2 2018

KWARA STATE



Land Area: 14, 218 sq mi

Population: 3,086,249

Total FAAC Allocation June 2018

N21,392,196,029.04

IGR as at Full Year 2017

N19,637,873,512.22




External Debt Stock

MULTILATERAL (\$)

BILATERAL (AFD) (\$)

Bilateral (CHINA EXIM BANK, JICA, INDIA, KFW) (\$)

COMMERCIAL



\$49,871,457.1

SHARE IN NATIONAL TOTAL

0.23%

Total (\$)

\$49,871,457.1

SHARE IN STATE TOTAL

1.17%

Domestic Debt Stock

DEBT STOCK (N)



N40,492,924,816.54

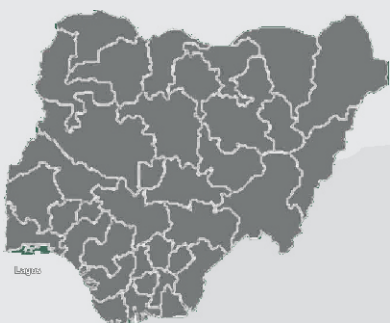
SHARE IN STATE TOTAL

1.16%

Note: Domestic Debt Stock for 31 States + FCT was as at March 31, 2018, while Domestic Debt Stock for 5 States (Anambra, Gombe, Katsina, Rivers and Zamfara) was as at December 31, 2017

NIGERIAN DOMESTIC AND FOREIGN DEBT - Q2 2018

LAGOS STATE



Land Area: 1,381 sq mi

Population: 12,100,616

Total FAAC Allocation June 2018

N59,517,522,097.02

IGR as at Full Year 2017

N333,967,978,880.44




External Debt Stock

MULTILATERAL (\$)

BILATERAL (AFD) (\$)

Bilateral (CHINA EXIM BANK, JICA, INDIA, KFW) (\$)

COMMERCIAL



\$1,307,809,937.86

\$143,830,000.00

SHARE IN NATIONAL TOTAL

6.57%

Total (\$)

\$1,451,639,937.86

SHARE IN STATE TOTAL

34.17%

Domestic Debt Stock

DEBT STOCK (N)



N517,367,331,872.95

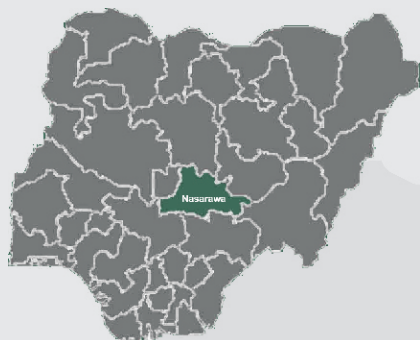
SHARE IN STATE TOTAL

14.88%

Note: Domestic Debt Stock for 31 States + FCT was as at March 31, 2018, while Domestic Debt Stock for 5 States (Anambra, Gombe, Katsina, Rivers and Zamfara) was as at December 31, 2017

NIGERIAN DOMESTIC AND FOREIGN DEBT - Q2 2018

NASARAWA STATE



Land Area: 10, 470 sq mi

Population: 2,439,113

Total FAAC Allocation June 2018

N22,633,849,283.22

IGR as at Full Year 2017

N6,174,136,952.59




External Debt Stock

MULTILATERAL (\$)

BILATERAL (AFD) (\$)

Bilateral (CHINA EXIM BANK, JICA, INDIA, KFW) (\$)

COMMERCIAL



\$61,495,066.44

SHARE IN NATIONAL TOTAL

0.28%

Total (\$)

\$61,495,066.44

SHARE IN STATE TOTAL

1.45%

Domestic Debt Stock

DEBT STOCK (N)



N70,335,662,265.00

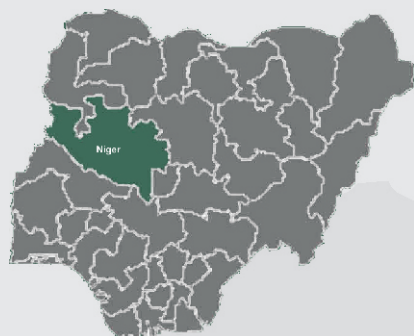
SHARE IN STATE TOTAL

2.02%

Note: Domestic Debt Stock for 31 States + FCT was as at March 31, 2018, while Domestic Debt Stock for 5 States (Anambra, Gombe, Katsina, Rivers and Zamfara) was as at December 31, 2017

NIGERIAN DOMESTIC AND FOREIGN DEBT - Q2 2018

NIGER STATE



Land Area: 10, 470 sq mi

Population: 5,343,260

Total FAAC Allocation June 2018

N27,236,437,540.14

IGR as at Full Year 2017

N6,517,939,033.07




External Debt Stock

MULTILATERAL (\$)

BILATERAL (AFD) (\$)

Bilateral (CHINA EXIM BANK, JICA, INDIA, KFW) (\$)

COMMERCIAL



\$49,247,995.99

\$6,500,000.00

SHARE IN NATIONAL TOTAL

0.25%

Total (\$)

\$55,747,995.99

SHARE IN STATE TOTAL

1.31%

Domestic Debt Stock

DEBT STOCK (N)



N40,300,423,742.82

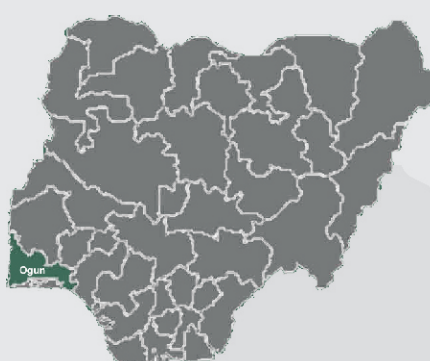
SHARE IN STATE TOTAL

1.16%

Note: Domestic Debt Stock for 31 States + FCT was as at March 31, 2018, while Domestic Debt Stock for 5 States (Anambra, Gombe, Katsina, Rivers and Zamfara) was as at December 31, 2017

NIGERIAN DOMESTIC AND FOREIGN DEBT - Q2 2018

OGUN STATE



Land Area: 6,556.23 sq mi

Population: 5,024,191

Total FAAC Allocation June 2018

N18,793,522,751.37

IGR as at Full Year 2017

N74,835,979,000.51




External Debt Stock

MULTILATERAL (\$)

BILATERAL (AFD) (\$)

Bilateral (CHINA EXIM BANK, JICA, INDIA, KFW) (\$)

COMMERCIAL



\$100,388,666.18

\$5,000,000.00

SHARE IN NATIONAL TOTAL

0.48%

Total (\$)

\$105,388,666.18

SHARE IN STATE TOTAL

2.48%

Domestic Debt Stock

DEBT STOCK (N)



N104,933,290,271.91

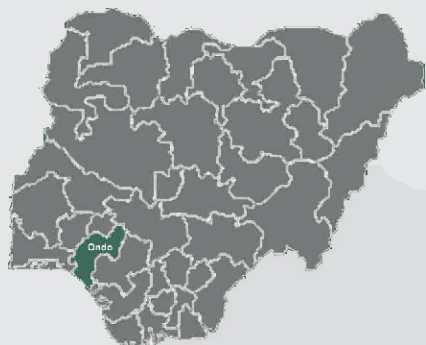
SHARE IN STATE TOTAL

3.02%

Note: Domestic Debt Stock for 31 States + FCT was as at March 31, 2018, while Domestic Debt Stock for 5 States (Anambra, Gombe, Katsina, Rivers and Zamfara) was as at December 31, 2017

NIGERIAN DOMESTIC AND FOREIGN DEBT - Q2 2018

ONDO STATE



Land Area: 6,000 sq mi

Population: 4,515,660

Total FAAC Allocation June 2018

N30,955,303,397.25

IGR as at Full Year 2017

N10,927,871,479.76




External Debt Stock

MULTILATERAL (\$)

BILATERAL (AFD) (\$)

Bilateral (CHINA EXIM BANK, JICA, INDIA, KFW) (\$)

COMMERCIAL



\$81,417,458.58

SHARE IN NATIONAL TOTAL

0.37%

Total (\$)

\$81,417,458.58

SHARE IN STATE TOTAL

1.92%

Domestic Debt Stock

DEBT STOCK (N)



N50,610,170,334.16

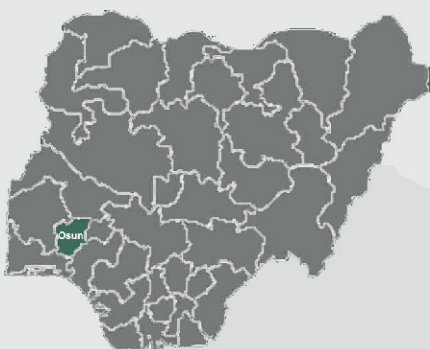
SHARE IN STATE TOTAL

1.46%

Note: Domestic Debt Stock for 31 States + FCT was as at March 31, 2018, while Domestic Debt Stock for 5 States (Anambra, Gombe, Katsina, Rivers and Zamfara) was as at December 31, 2017

NIGERIAN DOMESTIC AND FOREIGN DEBT - Q2 2018

OSUN STATE



Land Area: 3,572 sq mi

Population: 4,536,877

Total FAAC Allocation June 2018

N10,243,367,754.26

IGR as at Full Year 2017

N6,486,524,226.45




External Debt Stock

MULTILATERAL (\$)

BILATERAL (AFD) (\$)

Bilateral (CHINA EXIM BANK, JICA, INDIA, KFW) (\$)

COMMERCIAL



\$89,321,077.28

\$12,245,989.00

SHARE IN NATIONAL TOTAL

0.46%

Total (\$)

\$101,567,066.28

SHARE IN STATE TOTAL

2.39%

Domestic Debt Stock

DEBT STOCK (N)



N135,831,145,633.27

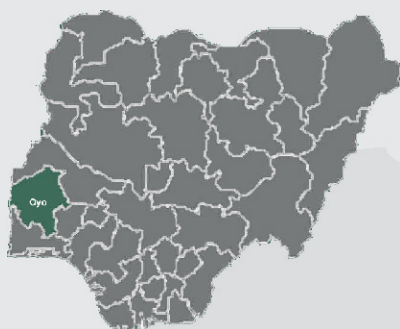
SHARE IN STATE TOTAL

3.91%

Note: Domestic Debt Stock for 31 States + FCT was as at March 31, 2018, while Domestic Debt Stock for 5 States (Anambra, Gombe, Katsina, Rivers and Zamfara) was as at December 31, 2017

NIGERIAN DOMESTIC AND FOREIGN DEBT - Q2 2018

OYO STATE



Land Area: 10,986 sq mi

Population: 7,540,300

Total FAAC Allocation June 2018

N28,159,889,760.27

IGR as at Full Year 2017

N22,448,338,824.61




External Debt Stock

MULTILATERAL (\$)

BILATERAL (AFD) (\$)

Bilateral (CHINA EXIM BANK, JICA, INDIA, KFW) (\$)

COMMERCIAL



\$106,334,516.11

SHARE IN NATIONAL TOTAL

0.48%

Total (\$)

\$106,334,516.11

SHARE IN STATE TOTAL

2.50%

Domestic Debt Stock

DEBT STOCK (N)



N88,003,629,720.82

SHARE IN STATE TOTAL

2.53%

Note: Domestic Debt Stock for 31 States + FCT was as at March 31, 2018, while Domestic Debt Stock for 5 States (Anambra, Gombe, Katsina, Rivers and Zamfara) was as at December 31, 2017

NIGERIAN DOMESTIC AND FOREIGN DEBT - Q2 2018

PLATEAU STATE



Land Area: 11, 936 sq mi

Population: 4,075,392

Total FAAC Allocation June 2018

N20,598,578,027.71

IGR as at Full Year 2017

N10,788,283,409.45




External Debt Stock

MULTILATERAL (\$)

BILATERAL (AFD) (\$)

Bilateral (CHINA EXIM BANK, JICA, INDIA, KFW) (\$)

COMMERCIAL



\$29,696,386.15

SHARE IN NATIONAL TOTAL

0.13%

Total (\$)

\$29,696,386.15

SHARE IN STATE TOTAL

0.70%

Domestic Debt Stock

DEBT STOCK (N)



N121,579,460,297.29

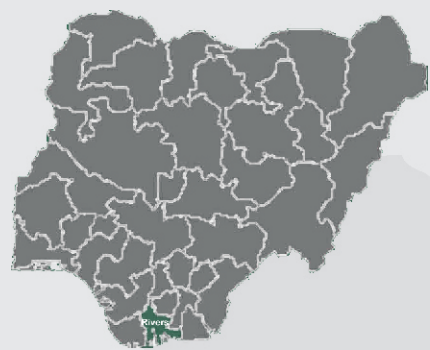
SHARE IN STATE TOTAL

3.50%

Note: Domestic Debt Stock for 31 States + FCT was as at March 31, 2018, while Domestic Debt Stock for 5 States (Anambra, Gombe, Katsina, Rivers and Zamfara) was as at December 31, 2017

NIGERIAN DOMESTIC AND FOREIGN DEBT - Q2 2018

RIVERS STATE



Land Area: 4,277 sq mi

Population: 7,023,942

Total FAAC Allocation June 2018

N85,009,556,683.86

IGR as at Full Year 2017

N89,484,983,409.10




External Debt Stock

MULTILATERAL (\$)

BILATERAL (AFD) (\$)

Bilateral (CHINA EXIM BANK, JICA, INDIA, KFW) (\$)

COMMERCIAL



\$79,520,400.99

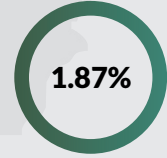
SHARE IN NATIONAL TOTAL



Total (\$)

\$79,520,400.99

SHARE IN STATE TOTAL



Domestic Debt Stock

DEBT STOCK (N)



N191,156,694,184.66

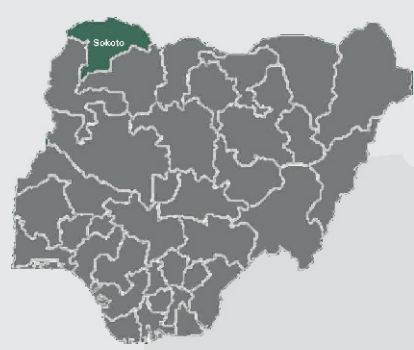
SHARE IN STATE TOTAL



Note: Domestic Debt Stock for 31 States + FCT was as at March 31, 2018, while Domestic Debt Stock for 5 States (Anambra, Gombe, Katsina, Rivers and Zamfara) was as at December 31, 2017

NIGERIAN DOMESTIC AND FOREIGN DEBT - Q2 2018

SOKOTO STATE



Land Area: 10,028 sq mi

Population: 4,831,152

Total FAAC Allocation June 2018

N25,218,497,532.51

IGR as at Full Year 2017

N9,018,844,307.29




External Debt Stock

MULTILATERAL (\$)

BILATERAL (AFD) (\$)

Bilateral (CHINA EXIM BANK, JICA, INDIA, KFW) (\$)

COMMERCIAL



\$41,161,222.60

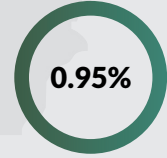
SHARE IN NATIONAL TOTAL



Total (\$)

\$40,225,935.91

SHARE IN STATE TOTAL



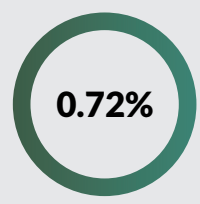
Domestic Debt Stock

DEBT STOCK (N)



N24,891,029,854.58

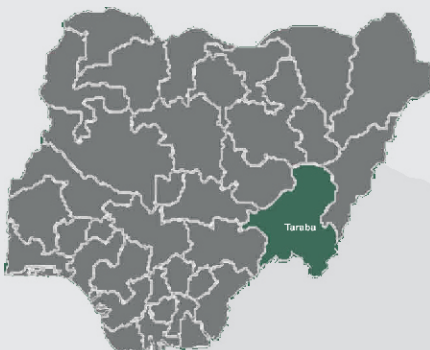
SHARE IN STATE TOTAL



Note: Domestic Debt Stock for 31 States + FCT was as at March 31, 2018, while Domestic Debt Stock for 5 States (Anambra, Gombe, Katsina, Rivers and Zamfara) was as at December 31, 2017

NIGERIAN DOMESTIC AND FOREIGN DEBT - Q2 2018

TARABA STATE



Land Area: 21, 032 sq mi

Population: 2,968,132

Total FAAC Allocation June 2018

N22,493,870,908.31

IGR as at Full Year 2017

N5,764,251,233.85




External Debt Stock

MULTILATERAL (\$)

BILATERAL (AFD) (\$)

Bilateral (CHINA EXIM BANK, JICA, INDIA, KFW) (\$)

COMMERCIAL



\$22,113,312.20

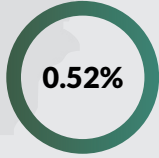
SHARE IN NATIONAL TOTAL



Total (\$)

\$22,113,312.20

SHARE IN STATE TOTAL



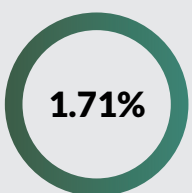
Domestic Debt Stock

DEBT STOCK (N)



N59,598,963,943.09

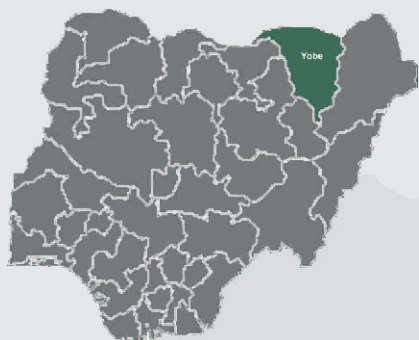
SHARE IN STATE TOTAL



Note: Domestic Debt Stock for 31 States + FCT was as at March 31, 2018, while Domestic Debt Stock for 5 States (Anambra, Gombe, Katsina, Rivers and Zamfara) was as at December 31, 2017

NIGERIAN DOMESTIC AND FOREIGN DEBT - Q2 2018

YOBE STATE



Land Area: 17, 568 sq mi

Population: 3,163,747

Total FAAC Allocation June 2018

N25,185,091,093.09

IGR as at Full Year 2017

N3,598,131,936.59


External Debt Stock

MULTILATERAL (\$)


BILATERAL (AFD) (\$)


Bilateral (CHINA EXIM BANK, JICA, INDIA, KFW) (\$)

COMMERCIAL



\$28,496,975.62







SHARE IN NATIONAL TOTAL

0.13%

Total (\$)

\$28,496,975.62

SHARE IN STATE TOTAL

0.67%

Domestic Debt Stock

DEBT STOCK (N)



N27,317,264,912.88

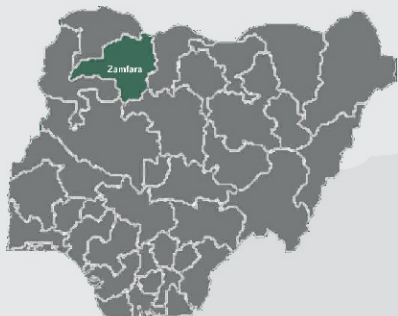
SHARE IN STATE TOTAL

0.79%

Note: Domestic Debt Stock for 31 States + FCT was as at March 31, 2018, while Domestic Debt Stock for 5 States (Anambra, Gombe, Katsina, Rivers and Zamfara) was as at December 31, 2017

NIGERIAN DOMESTIC AND FOREIGN DEBT - Q2 2018

ZAMFARA STATE



Land Area: 15,352 sq mi

Population: 4,353,533

Total FAAC Allocation June 2018

N18,643,353,697.45

IGR as at Full Year 2017

N6,023,994,930.94




External Debt Stock

MULTILATERAL (\$)

BILATERAL (AFD) (\$)

Bilateral (CHINA EXIM BANK, JICA, INDIA, KFW) (\$)

COMMERCIAL



\$34,244,939.78

SHARE IN NATIONAL TOTAL

0.16%

Total (\$)

\$34,244,939.78

SHARE IN STATE TOTAL

0.81%

Domestic Debt Stock

DEBT STOCK (N)



N69,923,231,483.13

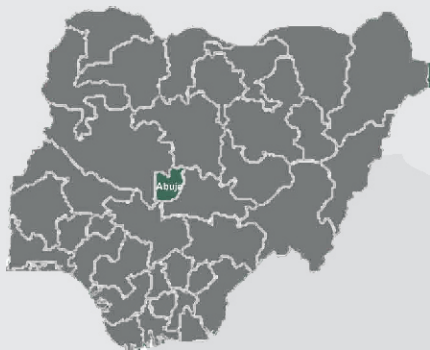
SHARE IN STATE TOTAL

2.01%

Note: Domestic Debt Stock for 31 States + FCT was as at March 31, 2018, while Domestic Debt Stock for 5 States (Anambra, Gombe, Katsina, Rivers and Zamfara) was as at December 31, 2017

NIGERIAN DOMESTIC AND FOREIGN DEBT - Q2 2018

FCT



Land Area: 15,352 sq mi

Population: 4,353,533

Total FAAC Allocation June 2018

N34,815,432,138.38

IGR as at Full Year 2017

Nil




External Debt Stock

MULTILATERAL (\$)

BILATERAL (AFD) (\$)

Bilateral (CHINA EXIM BANK, JICA, INDIA, KFW) (\$)

COMMERCIAL



\$32,833,430.20

SHARE IN NATIONAL TOTAL

0.15%

Total (\$)

\$32,833,430.20

SHARE IN STATE TOTAL

0.77%

Domestic Debt Stock

DEBT STOCK (N)



N94,115,685,075.02

SHARE IN STATE TOTAL

2.71%

Note: Domestic Debt Stock for 31 States + FCT was as at March 31, 2018, while Domestic Debt Stock for 5 States (Anambra, Gombe, Katsina, Rivers and Zamfara) was as at December 31, 2017

NIGERIAN DOMESTIC AND FOREIGN DEBT - Q2 2018

SUB-TOTAL STATE & FCT






External Debt Stock (FGN)

MULTILATERAL (\$)

BILATERAL (AFD) (\$)

Bilateral (CHINA EXIM BANK, JICA, INDIA, KFW) (\$)

COMMERCIAL



\$4,024,207,999.14

\$224,475,989.00

SHARE IN NATIONAL TOTAL

19.24%

Total (\$)

\$4,248,683,988.14

SHARE IN STATE TOTAL

100.00%

Note: Domestic Debt Stock for 31 States + FCT was as at March 31, 2018, while Domestic Debt Stock for 5 States (Anambra, Gombe, Katsina, Rivers and Zamfara) was as at December 31, 2017

NIGERIAN DOMESTIC AND FOREIGN DEBT - Q2 2018

FGN






External Debt Stock (FGN)

MULTILATERAL (\$)

BILATERAL (AFD) (\$)

Bilateral (CHINA EXIM BANK, JICA, INDIA, KFW) (\$)

COMMERCIAL



\$6,859,488,672.86

\$50,500,000.00

\$2,124,768,264.00

\$8,800,000,000.00

SHARE IN NATIONAL TOTAL

80.76%

Total (\$)

\$17,834,756,936.86

SHARE IN STATE TOTAL

Note: Domestic Debt Stock for 31 States + FCT was as at March 31, 2018, while Domestic Debt Stock for 5 States (Anambra, Gombe, Katsina, Rivers and Zamfara) was as at December 31, 2017

NIGERIAN DOMESTIC AND FOREIGN DEBT - Q2 2018

GRAND TOTAL






External Debt Stock (Grand Total)

MULTILATERAL (\$)

BILATERAL (AFD) (\$)

Bilateral (CHINA EXIM BANK, JICA, INDIA, KFW) (\$)

COMMERCIAL



\$10,883,696,672.00

\$274,975,989.00

\$2,124,768,264.00

\$8,800,000,000.00

SHARE IN NATIONAL TOTAL



Total (\$)

\$22,083,440,925.00

SHARE IN STATE TOTAL



Domestic Debt Stock (Grand Total)

DEBT STOCK (N)



N15,628,758.66


SHARE IN NATIONAL TOTAL



Note: Domestic Debt Stock for 31 States + FCT was as at March 31, 2018, while Domestic Debt Stock for 5 States (Anambra, Gombe, Katsina, Rivers and Zamfara) was as at December 31, 2017

NIGERIAN DOMESTIC AND FOREIGN DEBT - Q2 2018

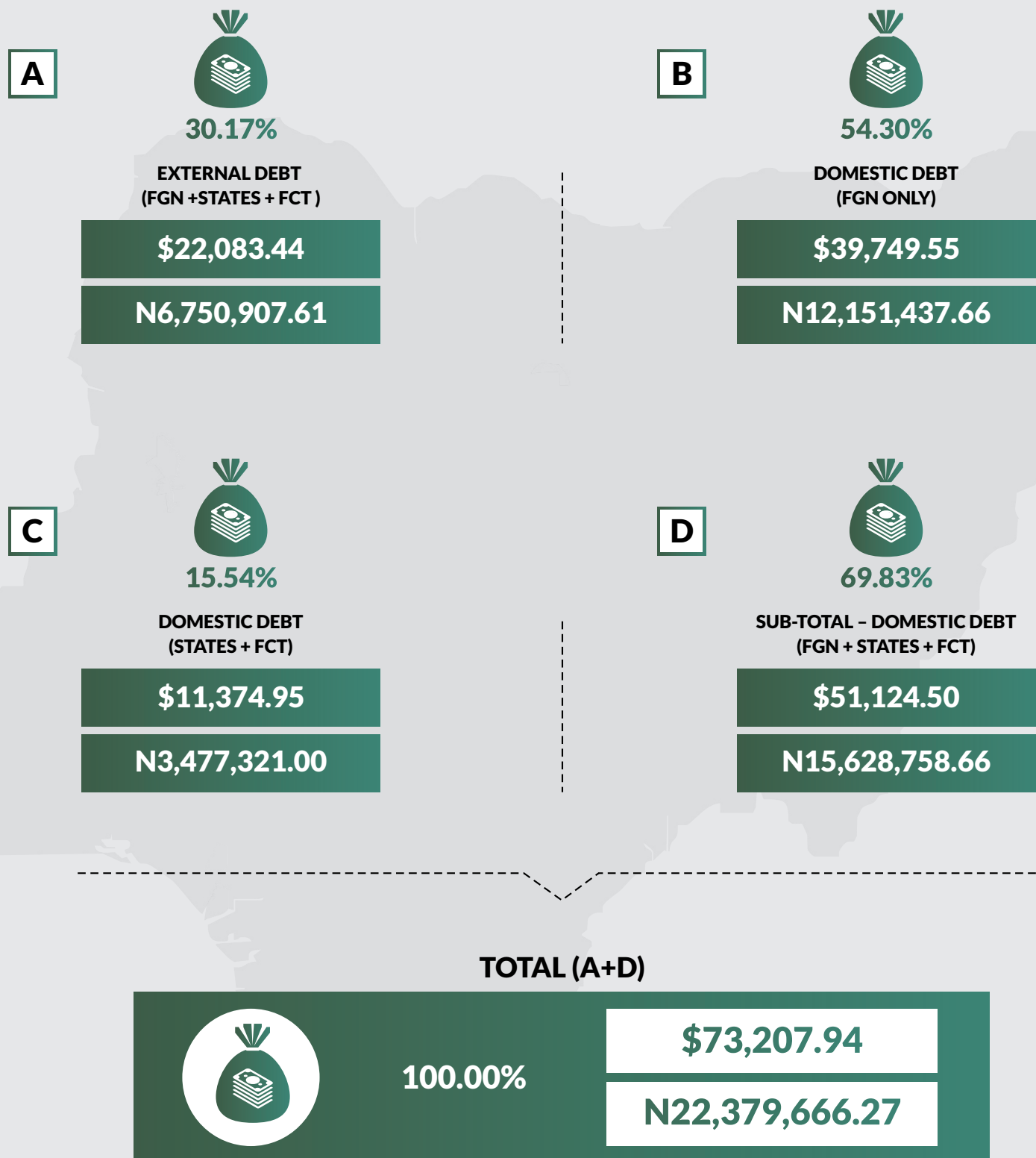
FEDERAL GOVERNMENT DOMESTIC DEBT STOCK BY INSTRUMENT AS AT JUNE 30, 2018



Note: Domestic Debt Stock for 31 States + FCT was as at March 31, 2018, while Domestic Debt Stock for 5 States (Anambra, Gombe, Katsina, Rivers and Zamfara) was as at December 31, 2017

NIGERIAN DOMESTIC AND FOREIGN DEBT - Q2 2018

NIGERIA'S PUBLIC DEBT STOCK AS AT JUNE 30, 2018
IN MILLIONS



Note: Domestic Debt Stock for 31 States + FCT was as at March 31, 2018, while Domestic Debt Stock for 5 States (Anambra, Gombe, Katsina, Rivers and Zamfara) was as at December 31, 2017

NIGERIAN DOMESTIC AND FOREIGN DEBT - Q2 2018

ACTUAL DOMESTIC DEBT SERVICE FOR APRIL - JUNE, 2018

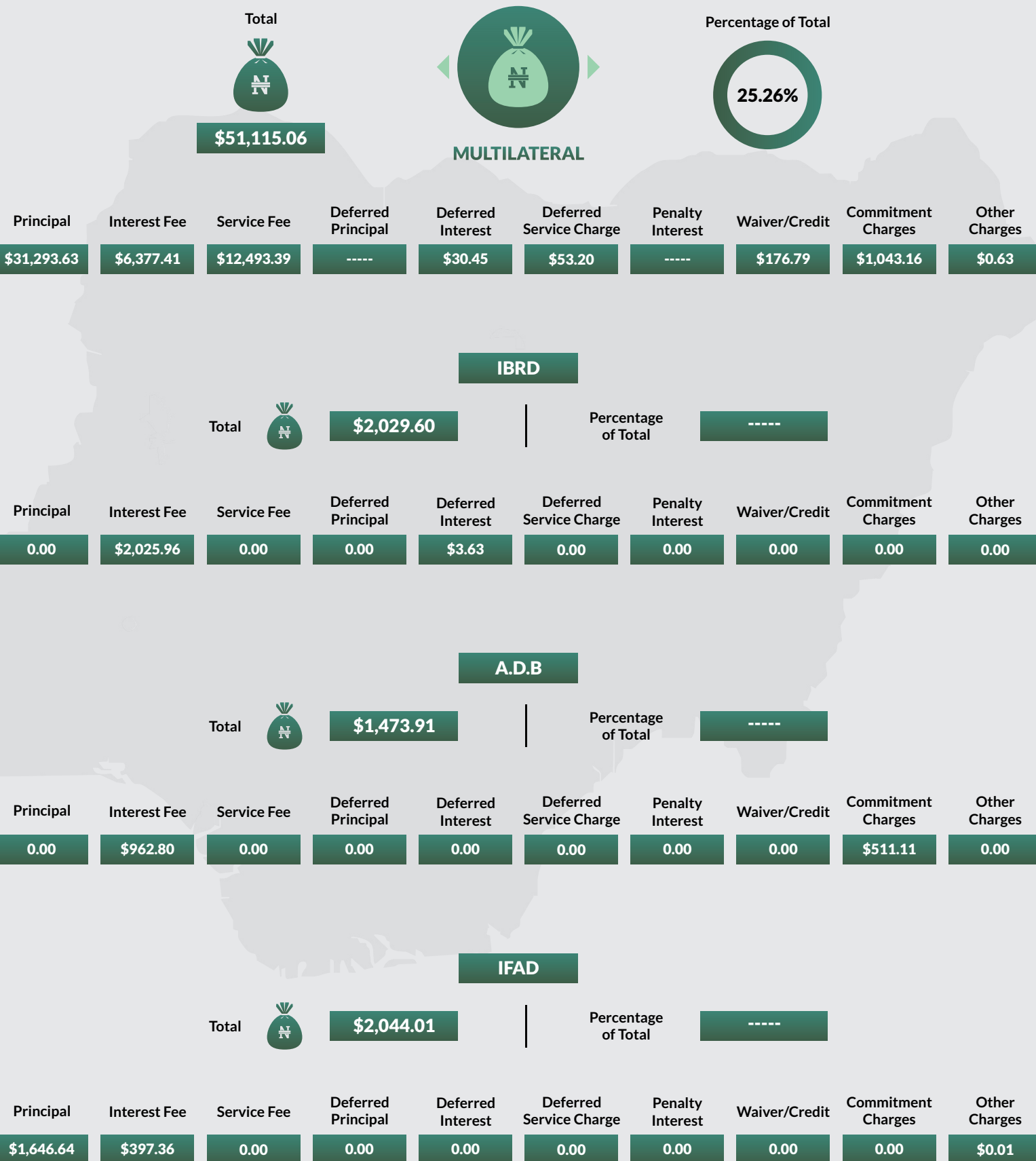


Category	April	May	June	Total
NTBs	Interest N51,334,858,139.10	Interest N60,636,423,712.82	Interest N44,111,445,142.02	Interest N156,082,726,993.94
FGN Bonds	Interest N55,209,580,583.45	Interest N47,697,219,252.47	Interest N28,027,002,739.73	Interest N130,933,802,575.65
Treasury Bonds	Interest N3,125,000,000.00	Interest N3,125,000,000.00	Interest N3,125,000,000.00	Interest N9,375,000,000.00
FGN Savings Bond	Interest N74,995,415.40	Interest N66,631,164.41	Interest N116,059,351.56	Interest N257,685,931.37
FGN SUKUK	Interest -----	Interest -----	Interest -----	Interest -----
FGN Green Bond	Interest -----	Interest -----	Interest N718,532,010.96	Interest N718,532,010.96
TOTAL INTEREST	Interest N109,744,434,137.95	Interest N111,525,274,129.70	Interest N76,098,039,244.27	Interest N297,367,747,511.92

Note: N359,231,610,000.00 of NTBs were redeemed in Q2, 2018.

NIGERIAN DOMESTIC AND FOREIGN DEBT - Q2 2018

ACTUAL EXTERNAL DEBT SERVICE



NIGERIAN DOMESTIC AND FOREIGN DEBT - Q2 2018

ACTUAL EXTERNAL DEBT SERVICE



A.D.F

Total  **\$521.23** | Percentage of Total **-----**

Principal	Interest Fee	Service Fee	Deferred Principal	Deferred Interest	Deferred Service Charge	Penalty Interest	Waiver/Credit	Commitment Charges	Other Charges
0.00	\$27.52	0.00	0.00	0.00	0.00	0.00	0.00	\$493.71	0.00

AGTF

Total  **\$38.33** | Percentage of Total **-----**

Principal	Interest Fee	Service Fee	Deferred Principal	Deferred Interest	Deferred Service Charge	Penalty Interest	Waiver/Credit	Commitment Charges	Other Charges
0.00	0.00	0.00	0.00	0.00	0.00	0.00	0.00	\$38.33	0.00

IDA

Total  **\$43,224.31** | Percentage of Total **-----**

Principal	Interest Fee	Service Fee	Deferred Principal	Deferred Interest	Deferred Service Charge	Penalty Interest	Waiver/Credit	Commitment Charges	Other Charges
\$28,099.27	\$2,729.17	\$12,491.97	0.00	\$26.82	\$53.20	0.00	\$176.10	0.00	0.00

EDF

Total  **\$1,752.91** | Percentage of Total **-----**

Principal	Interest Fee	Service Fee	Deferred Principal	Deferred Interest	Deferred Service Charge	Penalty Interest	Waiver/Credit	Commitment Charges	Other Charges
\$1,547.73	\$205.19	0.00	0.00	0.00	0.00	0.00	0.00	0.00	0.00

NIGERIAN DOMESTIC AND FOREIGN DEBT - Q2 2018

ACTUAL EXTERNAL DEBT SERVICE



BADEA

Total  **\$29.34** | Percentage of Total **-----**

Principal	Interest Fee	Service Fee	Deferred Principal	Deferred Interest	Deferred Service Charge	Penalty Interest	Waiver/Credit	Commitment Charges	Other Charges
0.00	\$29.41	0.00	0.00	0.00	0.00	0.00	\$0.07	0.00	0.00

IDB

Total  **\$1.42** | Percentage of Total **-----**

Principal	Interest Fee	Service Fee	Deferred Principal	Deferred Interest	Deferred Service Charge	Penalty Interest	Waiver/Credit	Commitment Charges	Other Charges
0.00	0.00	\$1.42	0.00	0.00	0.00	0.00	\$0.62	0.00	\$0.62

Total  **\$16,023.94** | Percentage of Total **7.92%**

BILATERAL

Principal	Interest Fee	Service Fee	Deferred Principal	Deferred Interest	Deferred Service Charge	Penalty Interest	Waiver/Credit	Commitment Charges	Other Charges
\$10,000.00	\$5,245.55	0.00	0.00	0.00	0.00	0.00	0.00	\$771.54	\$6.84

EXIM BANK OF CHINA

Total  **\$10,083.33** | Percentage of Total **-----**

Principal	Interest Fee	Service Fee	Deferred Principal	Deferred Interest	Deferred Service Charge	Penalty Interest	Waiver/Credit	Commitment Charges	Other Charges
\$10,000.00	\$83.33	-----	-----	-----	-----	-----	-----	-----	-----

NIGERIAN DOMESTIC AND FOREIGN DEBT - Q2 2018

ACTUAL EXTERNAL DEBT SERVICE



NIGERIA COMMUNICATION SATELLITE

Total  **\$10,083.33** | Percentage of Total **-----**

Principal	Interest Fee	Service Fee	Deferred Principal	Deferred Interest	Deferred Service Charge	Penalty Interest	Waiver/Credit	Commitment Charges	Other Charges
\$10,000.00	\$83.33	0.00	0.00	0.00	0.00	0.00	0.00	0.00	0.00

NIGERIA NATIONAL PUBLIC SECURITY COMM. SYS. PROJECT

Total  **0.00** | Percentage of Total **-----**

Principal	Interest Fee	Service Fee	Deferred Principal	Deferred Interest	Deferred Service Charge	Penalty Interest	Waiver/Credit	Commitment Charges	Other Charges
0.00	0.00	0.00	0.00	0.00	0.00	0.00	0.00	0.00	0.00

NIGERIA RAILWAY MODERNISATION PROJECT (IDU KADUNA SECTION)

Total  **0.00** | Percentage of Total **-----**

Principal	Interest Fee	Service Fee	Deferred Principal	Deferred Interest	Deferred Service Charge	Penalty Interest	Waiver/Credit	Commitment Charges	Other Charges
0.00	0.00	0.00	0.00	0.00	0.00	0.00	0.00	0.00	0.00

NIGERIA RAILWAY MODERNISATION PROJECT (LAGOS - IBADAN SECTION)

Total  **0.00** | Percentage of Total **-----**

Principal	Interest Fee	Service Fee	Deferred Principal	Deferred Interest	Deferred Service Charge	Penalty Interest	Waiver/Credit	Commitment Charges	Other Charges
0.00	0.00	0.00	0.00	0.00	0.00	0.00	0.00	0.00	0.00

NIGERIAN DOMESTIC AND FOREIGN DEBT - Q2 2018

ACTUAL EXTERNAL DEBT SERVICE



NIGERIA ABUJA LIGHT RAIL PROJECT

Total  **0.00** | Percentage of Total **-----**

Principal	Interest Fee	Service Fee	Deferred Principal	Deferred Interest	Deferred Service Charge	Penalty Interest	Waiver/Credit	Commitment Charges	Other Charges
0.00	0.00	0.00	0.00	0.00	0.00	0.00	0.00	0.00	0.00

NIGERIA ICT INFRASTRUCTURE BACKBONE PROJECT

Total  **0.00** | Percentage of Total **-----**

Principal	Interest Fee	Service Fee	Deferred Principal	Deferred Interest	Deferred Service Charge	Penalty Interest	Waiver/Credit	Commitment Charges	Other Charges
0.00	0.00	0.00	0.00	0.00	0.00	0.00	0.00	0.00	0.00

NIGERIA FOUR AIRPORT TERMINALS EXPANSION PROJECT

Total  **0.00** | Percentage of Total **-----**

Principal	Interest Fee	Service Fee	Deferred Principal	Deferred Interest	Deferred Service Charge	Penalty Interest	Waiver/Credit	Commitment Charges	Other Charges
0.00	0.00	0.00	0.00	0.00	0.00	0.00	0.00	0.00	0.00

NIGERIAN ZUNGERU HYDROELECTRIC PROJECT

Total  **0.00** | Percentage of Total **-----**

Principal	Interest Fee	Service Fee	Deferred Principal	Deferred Interest	Deferred Service Charge	Penalty Interest	Waiver/Credit	Commitment Charges	Other Charges
0.00	0.00	0.00	0.00	0.00	0.00	0.00	0.00	0.00	0.00

NIGERIAN DOMESTIC AND FOREIGN DEBT - Q2 2018

ACTUAL EXTERNAL DEBT SERVICE



FRENCH DEVELOPMENT AGENCY

Total  **\$3,359.42** | Percentage of Total **-----**

Principal	Interest Fee	Service Fee	Deferred Principal	Deferred Interest	Deferred Service Charge	Penalty Interest	Waiver/Credit	Commitment Charges	Other Charges
0.00	\$2,624.65	0.00	0.00	0.00	0.00	0.00	0.00	\$727.93	\$6.84

JICA

Total  **0.00** | Percentage of Total **-----**

Principal	Interest Fee	Service Fee	Deferred Principal	Deferred Interest	Deferred Service Charge	Penalty Interest	Waiver/Credit	Commitment Charges	Other Charges
0.00	0.00	0.00	0.00	0.00	0.00	0.00	0.00	0.00	0.00

KFW

Total  **\$2,581.18** | Percentage of Total **-----**

Principal	Interest Fee	Service Fee	Deferred Principal	Deferred Interest	Deferred Service Charge	Penalty Interest	Waiver/Credit	Commitment Charges	Other Charges
0.00	\$2,537.57	0.00	0.00	0.00	0.00	0.00	0.00	\$43.61	0.00

Total  **\$114,375.00** | Percentage of Total **56.52%**


COMMERCIAL

Principal	Interest Fee	Service Fee	Deferred Principal	Deferred Interest	Deferred Service Charge	Penalty Interest	Waiver/Credit	Commitment Charges	Other Charges
0.00	\$114,375.00	0.00	0.00	0.00	0.00	0.00	0.00	0.00	0.00

NIGERIAN DOMESTIC AND FOREIGN DEBT - Q2 2018

ACTUAL EXTERNAL DEBT SERVICE



Total

\$105937.50


EUROBONDS

Percentage of Total

Principal	Interest Fee	Service Fee	Deferred Principal	Deferred Interest	Deferred Service Charge	Penalty Interest	Waiver/Credit	Commitment Charges	Other Charges
0.00	\$105937.50	0.00	0.00	0.00	0.00	0.00	0.00	0.00	0.00

5.125% EUROBOND 2018

Total


0.00

Percentage of Total

Principal	Interest Fee	Service Fee	Deferred Principal	Deferred Interest	Deferred Service Charge	Penalty Interest	Waiver/Credit	Commitment Charges	Other Charges
0.00	0.00	0.00	0.00	0.00	0.00	0.00	0.00	0.00	0.00

6.75% EUROBOND 2021

Total


0.00

Percentage of Total

Principal	Interest Fee	Service Fee	Deferred Principal	Deferred Interest	Deferred Service Charge	Penalty Interest	Waiver/Credit	Commitment Charges	Other Charges
0.00	0.00	0.00	0.00	0.00	0.00	0.00	0.00	0.00	0.00

6.375% EUROBOND 2023

Total


0.00

Percentage of Total

Principal	Interest Fee	Service Fee	Deferred Principal	Deferred Interest	Deferred Service Charge	Penalty Interest	Waiver/Credit	Commitment Charges	Other Charges
0.00	0.00	0.00	0.00	0.00	0.00	0.00	0.00	0.00	0.00

NIGERIAN DOMESTIC AND FOREIGN DEBT - Q2 2018

ACTUAL EXTERNAL DEBT SERVICE



7.875% EUROBOND 2032

Total  **0.00** | Percentage of Total **-----**

Principal	Interest Fee	Service Fee	Deferred Principal	Deferred Interest	Deferred Service Charge	Penalty Interest	Waiver/Credit	Commitment Charges	Other Charges
0.00	0.00	0.00	0.00	0.00	0.00	0.00	0.00	0.00	0.00

7.625% EUROBOND 2047

Total  **\$57,187.50** | Percentage of Total **-----**

Principal	Interest Fee	Service Fee	Deferred Principal	Deferred Interest	Deferred Service Charge	Penalty Interest	Waiver/Credit	Commitment Charges	Other Charges
0.00	\$57,187.50	0.00	0.00	0.00	0.00	0.00	0.00	0.00	0.00

6.5% EUROBOND 2027

Total  **\$48,750.00** | Percentage of Total **-----**

Principal	Interest Fee	Service Fee	Deferred Principal	Deferred Interest	Deferred Service Charge	Penalty Interest	Waiver/Credit	Commitment Charges	Other Charges
0.00	\$48,750.00	0.00	0.00	0.00	0.00	0.00	0.00	0.00	0.00

DIASPORA BOND

Total  **\$8,437.50** | Percentage of Total **-----**

Principal	Interest Fee	Service Fee	Deferred Principal	Deferred Interest	Deferred Service Charge	Penalty Interest	Waiver/Credit	Commitment Charges	Other Charges
0.00	\$8,437.50	0.00	0.00	0.00	0.00	0.00	0.00	0.00	0.00

NIGERIAN DOMESTIC AND FOREIGN DEBT - Q2 2018

ACTUAL EXTERNAL DEBT SERVICE



5.625% DIASPORA BOND 2022

Total  **\$8,437.50** | Percentage of Total **-----**

Principal	Interest Fee	Service Fee	Deferred Principal	Deferred Interest	Deferred Service Charge	Penalty Interest	Waiver/Credit	Commitment Charges	Other Charges
0.00	\$8,437.50	0.00	0.00	0.00	0.00	0.00	0.00	0.00	0.00

Total  **\$20,859.63** | Percentage of Total **10.31%**

OTHERS

Principal	Interest Fee	Service Fee	Deferred Principal	Deferred Interest	Deferred Service Charge	Penalty Interest	Waiver/Credit	Commitment Charges	Other Charges
0.00	\$20,859.63	0.00	0.00	0.00	0.00	0.00	0.00	0.00	0.00

AGENCY FEES

Total  **0.00** | Percentage of Total **-----**

Principal	Interest Fee	Service Fee	Deferred Principal	Deferred Interest	Deferred Service Charge	Penalty Interest	Waiver/Credit	Commitment Charges	Other Charges
0.00	0.00	0.00	0.00	0.00	0.00	0.00	0.00	0.00	0.00

OIL WARRANT

Total  **\$20,859.63** | Percentage of Total **-----**

Principal	Interest Fee	Service Fee	Deferred Principal	Deferred Interest	Deferred Service Charge	Penalty Interest	Waiver/Credit	Commitment Charges	Other Charges
0.00	\$20,859.63	0.00	0.00	0.00	0.00	0.00	0.00	0.00	0.00

NIGERIAN DOMESTIC AND FOREIGN DEBT - Q2 2018

ACTUAL EXTERNAL DEBT SERVICE



Total



\$202,373.63



TOTAL

Percentage of Total



Principal

\$41,293.63

Interest Fee

\$146,857.59

Service Fee

\$12,493.39

Deferred Principal

0.00

Deferred Interest

\$30.45

Deferred Service Charge

\$53.20

Penalty Interest

0.00

Waiver/Credit

\$176.79

Commitment Charges

\$1,814.70

Other Charges

\$7.47

Methodology

Data is supplied administratively by the Debt Management Office, Nigeria and verified and validated by the National Bureau of Statistics, Nigeria.

Federal Government Domestic Debt Stock by Instrument as at June 30, 2018

Instruments	Amount in Naira	% Proportion
FGN Bonds	8,927,657,644,592.00	73.47%
Nigerian Treasury Bills	2,953,580,696,000.00	24.31%
Nigerian Treasury Bonds	150,988,000,000.00	1.24%
FGN Savings Bond	8,521,321,000.00	0.07%
FGN Sukuk	100,000,000,000.00	0.82%
FGN Green Bond	10,690,000,000.00	0.09%
TOTAL	12,151,437,661,592.00	100.00%

Nigeria's Public Debt Stock as at June 30, 2018			
In Millions			
Debt Category	Amount Outstanding in USD	Amount Outstanding in NGN	% of Total
A. External Debt (FGN + States + FCT)	22,083.44	6,750,907.61	30.17
B. Domestic Debt (FGN Only)	39,749.55	12,151,437.66	54.30
C. Domestic Debt (States + FCT)	11,374.95	3,477,321.00	15.54
D. Sub-Total - Domestic Debt (FGN + States + FCT)	51,124.50	15,628,758.66	69.83
E. Total (A+D)	73,207.94	22,379,666.27	100.00
Notes:			
(i) Domestic Debt Stock for 31 States + FCT was as at March 31, 2018 while the Domestic Debt Stock of 5 States (Anambra, Gombe, Katsina, Rivers, and Zamfara) was as at December 31, 2017.			
(ii) CBN Official Exchange Rate of US\$1 to N305.70 as at June 30, 2018 was used in converting the Domestic Debts to USD.			

States, FCT and Federal Governments' External Debt Stock as at 30th June, 2018								
S/No	States and FGN	Multilateral	Bilateral (AFD)	Bilateral (CHINA EXIM BANK, JICA, INDIA, KFW)	Commercial	Total	SHARE IN TOTAL STATE %	SHARE IN TOTAL NATIONAL %
		USD	USD	USD	Eurobonds & Diaspora Bonds USD	USD		
1	Abia	100,217,589.59	-	-	-	100,217,589.59	2.36	0.45
2	Adamawa	51,360,541.54	6,500,000.00	-	-	57,860,541.54	1.36	0.26
3	Akwa Ibom	48,385,866.53	-	-	-	48,385,866.53	1.14	0.22
4	Anambra	107,438,517.03	-	-	-	107,438,517.03	2.53	0.49
5	Bauchi	134,907,612.92	-	-	-	134,907,612.92	3.18	0.61
6	Bayelsa	57,256,211.04	-	-	-	57,256,211.04	1.35	0.26
7	Benue	34,750,363.40	-	-	-	34,750,363.40	0.82	0.16
8	Borno	22,292,486.47	-	-	-	22,292,486.47	0.52	0.10
9	Cross River	149,896,061.81	43,900,000.00	-	-	193,796,061.81	4.56	0.88
10	Delta	63,825,838.81	-	-	-	63,825,838.81	1.50	0.29
11	Ebonyi	67,901,721.07	-	-	-	67,901,721.07	1.60	0.31
12	Edo	279,029,896.21	-	-	-	279,029,896.21	6.57	1.26
13	Ekiti	97,994,770.66	-	-	-	97,994,770.66	2.31	0.44
14	Enugu	121,452,029.92	6,500,000.00	-	-	127,952,029.92	3.01	0.58
15	Gombe	38,500,292.18	-	-	-	38,500,292.18	0.91	0.17
16	Imo	61,277,993.68	-	-	-	61,277,993.68	1.44	0.28
17	Jigawa	32,800,038.17	-	-	-	32,800,038.17	0.77	0.15
18	Kaduna	232,965,533.73	-	-	-	232,965,533.73	5.48	1.05
19	Kano	65,047,427.46	-	-	-	65,047,427.46	1.53	0.29
20	Katsina	64,757,964.40	-	-	-	64,757,964.40	1.52	0.29
21	Kebbi	46,759,780.42	-	-	-	46,759,780.42	1.10	0.21
22	Kogi	32,371,905.62	-	-	-	32,371,905.62	0.76	0.15
23	Kwara	49,871,457.19	-	-	-	49,871,457.19	1.17	0.23
24	Lagos	1,307,809,937.86	143,830,000.00	-	-	1,451,639,937.86	34.17	6.57
25	Nassarawa	61,495,066.44	-	-	-	61,495,066.44	1.45	0.28
26	Niger	49,247,995.99	6,500,000.00	-	-	55,747,995.99	1.31	0.25
27	Ogun	100,388,666.18	5,000,000.00	-	-	105,388,666.18	2.48	0.48
28	Ondo	81,417,458.58	-	-	-	81,417,458.58	1.92	0.37
29	Osun	89,321,077.28	12,245,989.00	-	-	101,567,066.28	2.39	0.46
30	Oyo	106,334,516.11	-	-	-	106,334,516.11	2.50	0.48
31	Plateau	29,696,386.15	-	-	-	29,696,386.15	0.70	0.13
32	Rivers	79,520,400.99	-	-	-	79,520,400.99	1.87	0.36
33	Sokoto	40,225,935.91	-	-	-	40,225,935.91	0.95	0.18
34	Taraba	22,113,312.20	-	-	-	22,113,312.20	0.52	0.10
35	Yobe	28,496,975.62	-	-	-	28,496,975.62	0.67	0.13
36	Zamfara	34,244,939.78	-	-	-	34,244,939.78	0.81	0.16
37	FCT	32,833,430.20	-	-	-	32,833,430.20	0.77	0.15
	Sub-Total State & FCT	4,024,207,999.14	224,475,989.00	-	-	4,248,683,988.14	100.00	19.24
	FGN	6,859,488,672.86	50,500,000.00	2,124,768,264.00	8,800,000,000.00	17,834,756,936.86	-	80.76
	Grand Total	10,883,696,672.00	274,975,989.00	2,124,768,264.00	8,800,000,000.00	22,083,440,925.00	-	100.00
	Arrears owed by States							
	Total States without Arrears							
	Percentage of States &FCT to Grand Total					19.24%		
	Percentage of FGN to Grand Total					80.76%		

**DOMESTIC DEBT STOCK OF STATES AND THE FEDERAL CAPITAL TERRITORY
AS AT JUNE 30, 2018**

S/N	STATE	DEBT STOCK (N)
1	ABIA	57,467,618,625.51
2	ADAMAWA	67,460,656,267.08
3	AKWA IBOM	179,714,994,143.75
4	ANAMBRA	2,612,431,503.89
5	BAUCHI	78,076,937,314.82
6	BAYELSA	123,031,521,306.14
7	BENUE	92,930,649,665.69
8	BORNO	77,523,662,982.23
9	CROSS-RIVER	124,943,613,082.61
10	DELTA	222,680,606,739.34
11	EBONYI	34,515,070,111.77
12	EDO	69,004,633,290.09
13	EKITI	117,724,274,041.26
14	ENUGU	61,231,913,793.95
15	GOMBE	41,939,190,055.53
16	IMO	85,432,191,992.42
17	JIGAWA	34,488,374,498.85
18	KADUNA	75,606,381,758.43
19	KANO	95,420,104,800.47
20	KATSINA	30,852,661,159.10
21	KEBBI	53,874,263,625.13
22	KOGI	114,332,341,233.39
23	KWARA	40,492,924,816.54
24	LAGOS	517,367,331,872.95
25	NASARAWA	70,335,662,265.00
26	NIGER	40,300,423,742.82
27	OGUN	104,933,290,271.91
28	ONDO	50,610,170,334.16
29	OSUN	135,831,145,633.27
30	OYO	88,003,629,720.82
31	PLATEAU	121,579,460,297.29
32	RIVERS	191,156,694,184.66
33	SOKOTO	24,891,029,854.58
34	TARABA	59,598,963,943.09
35	YOBE	27,317,264,912.88
36	ZAMFARA	69,923,231,483.13
37	FEDERAL CAPITAL TERRITORY (FCT)	94,115,685,075.02
	TOTAL	3,477,321,000,399.57

Note: Domestic Debt Stock for 31 States + FCT was as at March 31, 2018, while Domestic Debt Stock for 5

Acknowledgements/Contacts

Acknowledgements

We acknowledge the contributions of our strategic partner Debt Management Office, Nigeria and our technical partner, Proshare in the design, concept and production of this publication.





Contact Us

 @nigerianstat

 NBSNigeria

 www.nigerianstat.gov.ng

 **Head Office Address**
Plot 762, Independence Avenue, Central
Business District, FCT, Abuja Nigeria.

 +234 803 386 5388

 feedback@nigerianstat.gov.ng