



NATIONAL BUREAU OF STATISTICS

Transport Fare Watch

(JUNE 2018)

Report Date: July 2018

Data Source: National Bureau of Statistics (NBS)

Contents

Executive Summary	1
Average Transport Fare Across States	
-States Bus Journey Within City, Per Drop Constant Route	2
-States Bus Journey Intercity, State Route, Charge per person	3
-Air Fare Charge for Specified Routes Single Journey	4
-Journey by Motorcycle (Okada) Per Drop	5
-Waterway Passenger Transport	6
Average Transport Fare by Categories - All States	
Abia	7
Abuja	8
Adamawa	9
Akwa Ibom	10
Anambra	11
Bauchi	12
Bayelsa	13
Benue	14
Borno	15
Cross River	16
Delta	17
Ebonyi	18
Edo	19
Ekiti	20
Enugu	21
Gombe	22
Imo	23
Jigawa	24
Kaduna	25
Kano	26
Katsina	27
Kebbi	28
Kogi	29
Kwara	30
Lagos	31
Nassarawa	32
Niger	33
Ogun	34
Ondo	35
Osun	36
Oyo	37
Plateau	38
Rivers	39
Sokoto	40
Taraba	41
Yobe	42
Zamfara	43
Methodology	44
Acknowledgment and Contact	45

Executive Summary

The Transport fare watch report for June 2018 covers the following categories namely bus journey within the city per drop constant route ; bus journey intercity, state route, charge per person; air fare charge for specified routes single journey; journey by motorcycle (Okada) per drop; and water way passenger transport.


Average fare paid by commuters for bus journey within the city increased by 1.53% month-on-month and 32.75% year-on-year to N168.90 in June 2018 from N166.85 in May 2018. States with highest bus journey fare within city were Abuja FCT (N336.20), Cross River (N282.20) and Abia (N235.50) while States with lowest bus journey fare within city were Bauchi (N88.00), Anambra (N95.00) and Rivers (N100.00).

Average fare paid by commuters for bus journey intercity increased by 0.75% month-on-month and 15.48% year-on-year to N1,729.01 in June 2018 from N1,716.31 in May 2018. States with highest bus journey fare intercity were Abuja FCT (N4,150.00), Adamawa (N3,200.00) and Borno (N2,750.00) while States with lowest bus journey fare within city were Bauchi (N1,065.00), Enugu (N1,090.00) and Zamfara (N1,150.00).

Average fare paid by air passengers for specified routes single journey increased by 0.53% month-on-month and decreased by 0.34% year-on-year to N31,828.38 in June 2018 from N31,659.82 in May 2018. States with highest air fare were Lagos (N41,300.00), Edo (N39,900.00) and Abuja FCT (N39,500.00) while States with lowest air fare were Katsina (N24,500.00), Osun (N24,900.00), and Nassarawa (N25,700.00).

Average fare paid by commuters for journey by motorcycle per drop increased by 0.73% month-on-month and 5.70% year-on-year to N106.06 in June 2018 from N105.55 in May 2018. States with highest journey fare by motorcycle per drop were Ondo (N180.00), Rivers (N175.00) and Enugu (N170.00) while states with lowest journey fare by motorcycle per drop were Katsina (N55.00), Niger (N58.00) and Jigawa (N60.00).

Average fare paid by passengers for water way passenger transport increased by 0.21% month-on-month and decreased by 3.19% year-on-year to N574.30 in June 2018 from N573.09 in May 2018. States with highest fare by water way passenger transport were Rivers (N2,000.00), Bayelsa (N1,950.00) and Delta (N1,549.00) while states with lowest fare by water way passenger transport were Borno (N145.00), Gombe (N180.00) and Abuja FCT (N240.00).



YoY = 32.75%

N131.42

June 2017 Average



AVERAGE

N168.90



MoM = 1.53%

N166.65

May 2018 Average

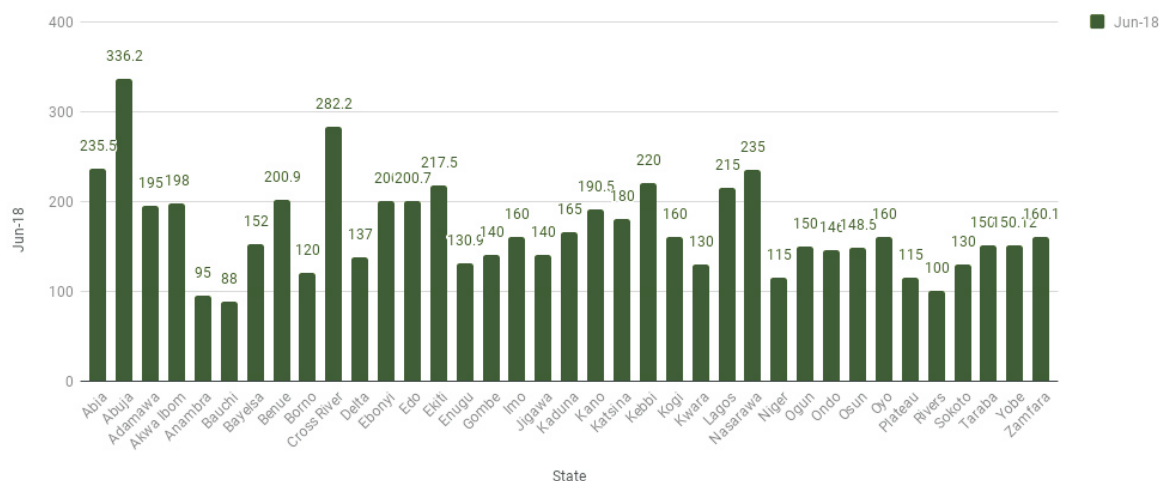
STATES WITH THE HIGHEST AVERAGE PRICES IN JUNE 2018

	June-18	YoY %	MoM %
ABUJA FCT	N336.20	34.48%	-0.01%
CROSS RIVER	N282.20	33.63%	0.02%
ABIA	N235.50	134.98%	-0.02%

STATES WITH THE LOWEST AVERAGE PRICES IN JUNE 2018

	June-18	YoY %	MoM %
RIVERS	N100.00	-5.21%	3.77%
ANAMBRA	N95.00	13.26%	1.79%
BAUCHI	N88.00	-6.38%	0.09%

Average Transport Fare Across States- Bus Journey within City, Per Drop Constant Route



Average Transport Fare Across States -Bus Journey Intercity, State Route, Charge Per Person



YoY = 15.48%

N1559.68

June 2017 Average



AVERAGE

N1,729.01



MoM = 0.75%

N1716.31

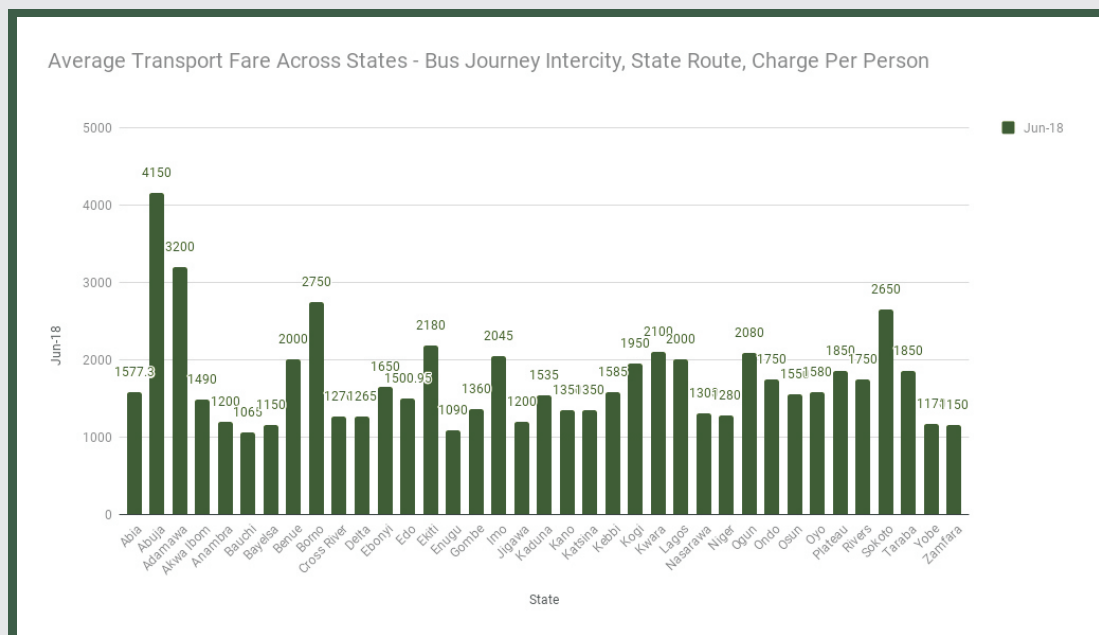
May 2018 Average

STATES WITH THE HIGHEST AVERAGE PRICES IN JUNE 2018

	June-18	YoY %	MoM %
ABUJA FCT	N4150.00	-14.43%	0.59%
ADAMAWA	N3200.00	6.67%	1.06%
BORNO	N2750.00	11.56%	0.20%

STATES WITH THE LOWEST AVERAGE PRICES IN JUNE 2018

	June-18	YoY %	MoM %
ZAMFARA	N1150.00	-10.85%	2.02%
ENUGU	N1090.00	-10.00%	-0.63%
BAUCHI	N1065.00	-20.00%	-0.05%





YoY = -0.34%

N32228.55

June 2017 Average



AVERAGE

N31,828.38



MoM = 0.53%

N31659.82

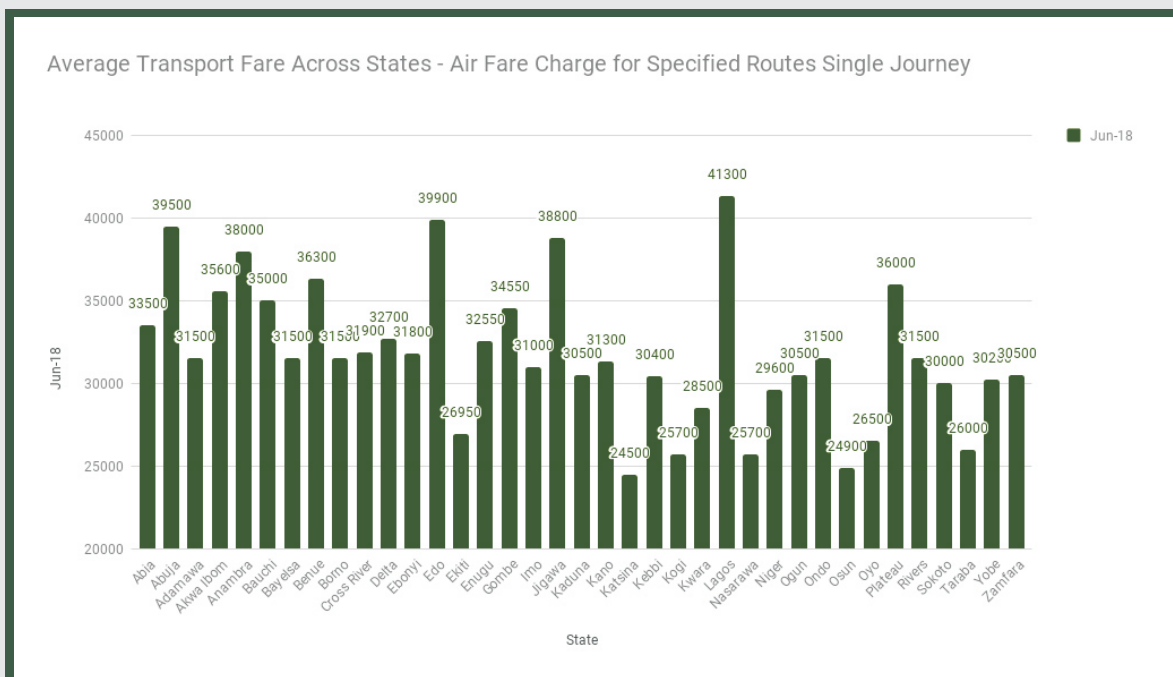
May 2018 Average

STATES WITH THE HIGHEST AVERAGE PRICES IN JUNE 2018

	June-18	YoY%	MoM%
LAGOS	N41300.00	17.71%	1.98%
EDO	N39900.00	5.00%	-0.13%
ABUJA FCT	N39500.00	-10.23%	-0.23%

STATES WITH THE LOWEST AVERAGE PRICES IN JUNE 2018

	June-18	YoY%	MoM%
NASARAWA	N25700.00	-5.04%	0.00%
OSUN	N24900.00	-7.78%	-0.20%
KATSINA	N24500.00	1.87%	0.82%



Average Transport Fare Across States -Journey by Motorcycle (Okada) Per Drop



YoY = 5.70%

N101.53

June 2017 Average



AVERAGE

N106.06



MoM = 0.73%

N105.55

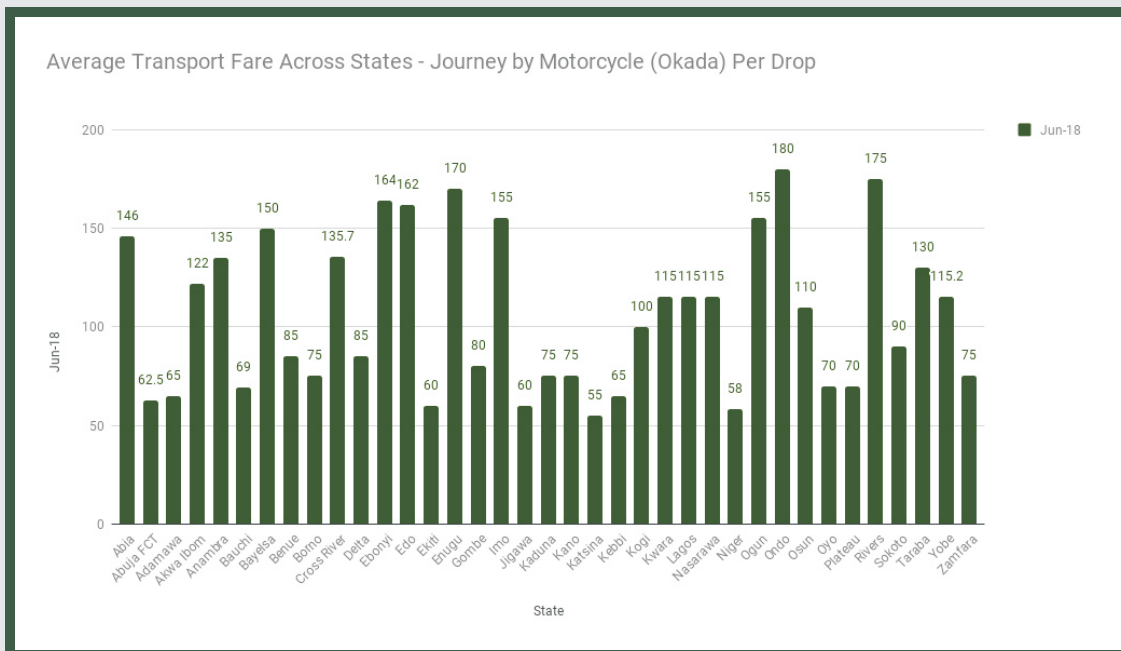
May 2018 Average

STATES WITH THE HIGHEST AVERAGE PRICES IN JUNE 2018


	June-18	YoY%	MoM%
ONDO	N180.00	31.87%	-3.01%
RIVERS	N175.00	-5.21%	0.85%
ENUGU	N170.00	29.28%	0.94%

STATES WITH THE LOWEST AVERAGE PRICES IN JUNE 2018

	June-18	YoY%	MoM%
JIGAWA	N60.00	-16.83%	2.27%
NIGER	N58.00	4.70%	1.50%
KATSINA	N55.00	-17.28%	5.48%



Average Transport Fare Across States -Waterway Passenger Transport



YoY = **-3.19%**

N605.51

June 2017 Average



AVERAGE

N574.30



MoM = **0.21%**

N573.09

May 2018 Average

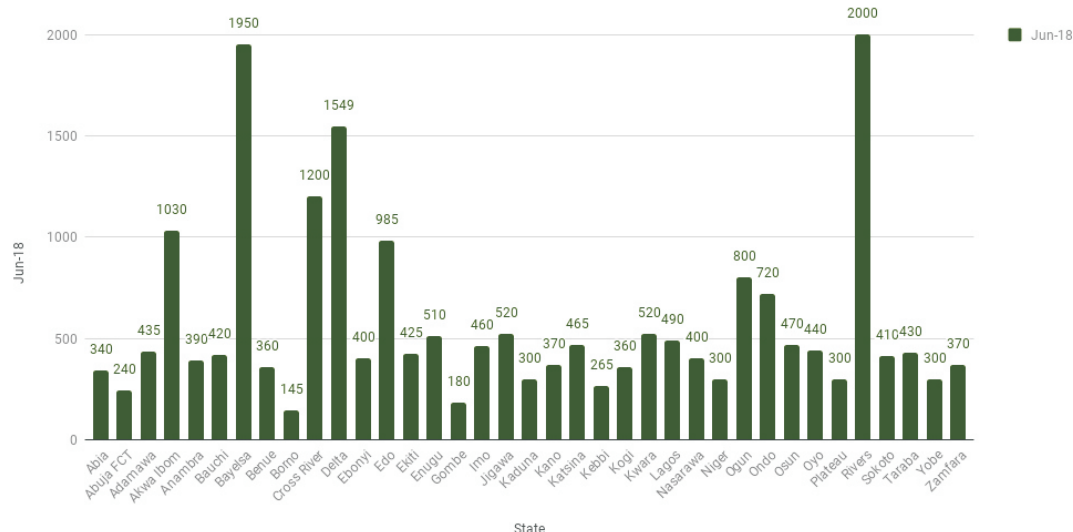
STATES WITH THE HIGHEST AVERAGE PRICES IN JUNE 2018

	June-18	YoY%	MoM%
RIVERS	N2000.00	15.38%	-0.02%
BAYELSA	N1950.00	-10.92%	0.86%
DELTA	N1549.00	-0.06%	0.05%


STATES WITH THE LOWEST AVERAGE PRICES IN JUNE 2018

	June-18	YoY%	MoM%
ABUJA FCT	N240.00	-4.25%	-0.46%
GOMBE	N180.00	4.05%	1.36%
BORNO	N145.00	1.05%	0.35%

Average Transport Fare Across States - Waterway Passenger Transportation



Average Transport Fare by Categories -Abia State



JUNE 2018



BUS JOURNEY
WITHIN CITY,
PER DROP
CONSTANT ROUTE

N235.50



BUS JOURNEY
INTERCITY,
STATE ROUTE,
CHARGE PER PERSON

N1577.30



AIR FARE CHARGE
FOR SPECIFIED
ROUTES SINGLE
JOURNEY

N33500.00



JOURNEY BY
MOTORCYCLE
(OKADA)
PER DROP

N146.00



WATER TRANSPORT:
WATER WAY
PASSENGER
TRANSPORTATION

N340.00

MAY 2018



BUS JOURNEY
WITHIN CITY,
PER DROP
CONSTANT ROUTE

N235.54



BUS JOURNEY
INTERCITY,
STATE ROUTE,
CHARGE PER PERSON

N1577.37



AIR FARE CHARGE
FOR SPECIFIED
ROUTES SINGLE
JOURNEY

N33800.00



JOURNEY BY
MOTORCYCLE
(OKADA)
PER DROP

N145.14



WATER TRANSPORT:
WATER WAY
PASSENGER
TRANSPORTATION

N336.67

YoY % & MoM %



BUS JOURNEY
WITHIN CITY,
PER DROP
CONSTANT ROUTE

YoY % = 134.98

MoM % = -0.02



BUS JOURNEY
INTERCITY,
STATE ROUTE,
CHARGE PER PERSON

YoY % = 43.32

MoM % = 0.00



AIR FARE CHARGE
FOR SPECIFIED
ROUTES SINGLE
JOURNEY

YoY % = -4.29

MoM % = -0.89



JOURNEY BY
MOTORCYCLE
(OKADA)
PER DROP

YoY % = -8.51


MoM % = 0.59



WATER TRANSPORT:
WATER WAY
PASSENGER
TRANSPORTATION

YoY % = -0.05

MoM % = 0.99



JUNE 2018



BUS JOURNEY
WITHIN CITY,
PER DROP
CONSTANT ROUTE

N336.20



BUS JOURNEY
INTERCITY,
STATE ROUTE,
CHARGE PER PERSON

N4150.00



AIR FARE CHARGE
FOR SPECIFIED
ROUTES SINGLE
JOURNEY

N39500.00



JOURNEY BY
MOTORCYCLE
(OKADA)
PER DROP

N62.50



WATER TRANSPORT:
WATER WAY
PASSENGER
TRANSPORTATION

N240.00

MAY 2018



BUS JOURNEY
WITHIN CITY,
PER DROP
CONSTANT ROUTE

N336.23



BUS JOURNEY
INTERCITY,
STATE ROUTE,
CHARGE PER PERSON

N4125.51



AIR FARE CHARGE
FOR SPECIFIED
ROUTES SINGLE
JOURNEY

N39592.59



JOURNEY BY
MOTORCYCLE
(OKADA)
PER DROP

N62.50



WATER TRANSPORT:
WATER WAY
PASSENGER
TRANSPORTATION

N241.11

YoY % & MoM %



BUS JOURNEY
WITHIN CITY,
PER DROP
CONSTANT ROUTE

YoY % = 34.48
MoM % = -0.01



BUS JOURNEY
INTERCITY,
STATE ROUTE,
CHARGE PER PERSON

YoY % = -14.43
MoM % = 0.59



AIR FARE CHARGE
FOR SPECIFIED
ROUTES SINGLE
JOURNEY

YoY % = -10.23
MoM % = -0.23



JOURNEY BY
MOTORCYCLE
(OKADA)
PER DROP


YoY % = -26.47
MoM % = 0.00



WATER TRANSPORT:
WATER WAY
PASSENGER
TRANSPORTATION

YoY % = -4.25
MoM % = -0.46

Average Transport Fare by Categories -Adamawa State



MAY 2018



BUS JOURNEY
WITHIN CITY,
PER DROP
CONSTANT ROUTE

N195.00



BUS JOURNEY
INTERCITY,
STATE ROUTE,
CHARGE PER PERSON

N3200.00



AIR FARE CHARGE
FOR SPECIFIED
ROUTES SINGLE
JOURNEY

N31500.00



JOURNEY BY
MOTORCYCLE
(OKADA)
PER DROP

N65.00



WATER TRANSPORT:
WATER WAY
PASSENGER
TRANSPORTATION

N435.00

MAY 2018



BUS JOURNEY
WITHIN CITY,
PER DROP
CONSTANT ROUTE

N194.30



BUS JOURNEY
INTERCITY,
STATE ROUTE,
CHARGE PER PERSON

N3166.53



AIR FARE CHARGE
FOR SPECIFIED
ROUTES SINGLE
JOURNEY

N31500.55



JOURNEY BY
MOTORCYCLE
(OKADA)
PER DROP

N65.54



WATER TRANSPORT:
WATER WAY
PASSENGER
TRANSPORTATION

N423.54

YoY % & MoM %



BUS JOURNEY
WITHIN CITY,
PER DROP
CONSTANT ROUTE

YoY % = 21.46

MoM % = 0.36



BUS JOURNEY
INTERCITY,
STATE ROUTE,
CHARGE PER PERSON

YoY % = 6.67

MoM % = 1.06



AIR FARE CHARGE
FOR SPECIFIED
ROUTES SINGLE
JOURNEY

YoY % = -16.00

MoM % = 0.00



JOURNEY BY
MOTORCYCLE
(OKADA)
PER DROP

YoY % = -8.73


MoM % = -0.82



WATER TRANSPORT:
WATER WAY
PASSENGER
TRANSPORTATION

YoY % = 4.60

MoM % = 2.71



JUNE 2018



**BUS JOURNEY
WITHIN CITY,
PER DROP
CONSTANT ROUTE**

N198.00



**BUS JOURNEY
INTERCITY,
STATE ROUTE,
CHARGE PER PERSON**

N1490.00



**AIR FARE CHARGE
FOR SPECIFIED
ROUTES SINGLE
JOURNEY**

N35600.00



**JOURNEY BY
MOTORCYCLE
(OKADA)
PER DROP**

N122.00



**WATER TRANSPORT:
WATER WAY
PASSENGER
TRANSPORTATION**

N1030.00

MAY 2018



**BUS JOURNEY
WITHIN CITY,
PER DROP
CONSTANT ROUTE**

N198.32



**BUS JOURNEY
INTERCITY,
STATE ROUTE,
CHARGE PER PERSON**

N1488.97



**AIR FARE CHARGE
FOR SPECIFIED
ROUTES SINGLE
JOURNEY**

N35583.33



**JOURNEY BY
MOTORCYCLE
(OKADA)
PER DROP**

N121.76



**WATER TRANSPORT:
WATER WAY
PASSENGER
TRANSPORTATION**

N1027.78

YoY % & MoM %



**BUS JOURNEY
WITHIN CITY,
PER DROP
CONSTANT ROUTE**

**YoY % = 31.50
MoM % = -0.16**



**BUS JOURNEY
INTERCITY,
STATE ROUTE,
CHARGE PER PERSON**

**YoY % = 46.00
MoM % = 0.07**



**AIR FARE CHARGE
FOR SPECIFIED
ROUTES SINGLE
JOURNEY**

**YoY % = 1.71
MoM % = 0.05**



**JOURNEY BY
MOTORCYCLE
(OKADA)
PER DROP**


**YoY % = -26.31
MoM % = 0.20**



**WATER TRANSPORT:
WATER WAY
PASSENGER
TRANSPORTATION**

**YoY % = -29.77
MoM % = 0.22**

Average Transport Fare by Categories -Anambra State



JUNE 2018



BUS JOURNEY WITHIN CITY, PER DROP CONSTANT ROUTE

N95.00



BUS JOURNEY INTERCITY, STATE ROUTE, CHARGE PER PERSON

N1200.00



AIR FARE CHARGE FOR SPECIFIED ROUTES SINGLE JOURNEY

N38000.00



JOURNEY BY MOTORCYCLE (OKADA) PER DROP

N135.00



WATER TRANSPORT: WATER WAY PASSENGER TRANSPORTATION

N390.00

MAY 2018



BUS JOURNEY WITHIN CITY, PER DROP CONSTANT ROUTE

N93.33



BUS JOURNEY INTERCITY, STATE ROUTE, CHARGE PER PERSON

N1171.33



AIR FARE CHARGE FOR SPECIFIED ROUTES SINGLE JOURNEY

N37500.00



JOURNEY BY MOTORCYCLE (OKADA) PER DROP

N137.67



WATER TRANSPORT: WATER WAY PASSENGER TRANSPORTATION

N391.67

YoY % & MoM %



BUS JOURNEY WITHIN CITY, PER DROP CONSTANT ROUTE

YoY % = 13.26

MoM % = 1.79



BUS JOURNEY INTERCITY, STATE ROUTE, CHARGE PER PERSON

YoY % = -7.60

MoM % = 2.45



AIR FARE CHARGE FOR SPECIFIED ROUTES SINGLE JOURNEY

YoY % = 26.67

MoM % = 1.33



JOURNEY BY MOTORCYCLE (OKADA) PER DROP

YoY % = 34.26


MoM % = -1.94



WATER TRANSPORT: WATER WAY PASSENGER TRANSPORTATION

YoY % = -10.91

MoM % = -0.43



JUNE 2018



BUS JOURNEY
WITHIN CITY,
PER DROP
CONSTANT ROUTE

N88.00



BUS JOURNEY
INTERCITY,
STATE ROUTE,
CHARGE PER PERSON

N1065.00



AIR FARE CHARGE
FOR SPECIFIED
ROUTES SINGLE
JOURNEY

N35000.00



JOURNEY BY
MOTORCYCLE
(OKADA)
PER DROP

N69.00



WATER TRANSPORT:
WATER WAY
PASSENGER
TRANSPORTATION

N420.00

MAY 2018



BUS JOURNEY
WITHIN CITY,
PER DROP
CONSTANT ROUTE

N87.92



BUS JOURNEY
INTERCITY,
STATE ROUTE,
CHARGE PER PERSON

N1065.54



AIR FARE CHARGE
FOR SPECIFIED
ROUTES SINGLE
JOURNEY

N34925.00



JOURNEY BY
MOTORCYCLE
(OKADA)
PER DROP

N68.94



WATER TRANSPORT:
WATER WAY
PASSENGER
TRANSPORTATION

N417.50

YoY % & MoM %



BUS JOURNEY
WITHIN CITY,
PER DROP
CONSTANT ROUTE

YoY % = -6.38

MoM % = 0.09



BUS JOURNEY
INTERCITY,
STATE ROUTE,
CHARGE PER PERSON

YoY % = -20.00

MoM % = -0.05



AIR FARE CHARGE
FOR SPECIFIED
ROUTES SINGLE
JOURNEY

YoY % = -0.71

MoM % = 0.21



JOURNEY BY
MOTORCYCLE
(OKADA)
PER DROP

YoY % = 17.95

MoM % = 0.08



WATER TRANSPORT:
WATER WAY
PASSENGER
TRANSPORTATION

YoY % = 2.40

MoM % = 0.60

Average Transport Fare by Categories -Bayelsa State



JUNE 2018



BUS JOURNEY
WITHIN CITY,
PER DROP
CONSTANT ROUTE

N152.00



BUS JOURNEY
INTERCITY,
STATE ROUTE,
CHARGE PER PERSON

N1150.00



AIR FARE CHARGE
FOR SPECIFIED
ROUTES SINGLE
JOURNEY

N31500.00



JOURNEY BY
MOTORCYCLE
(OKADA)
PER DROP

N150.00



WATER TRANSPORT:
WATER WAY
PASSENGER
TRANSPORTATION

N1950.00

MAY 2018



BUS JOURNEY
WITHIN CITY,
PER DROP
CONSTANT ROUTE

N152.50



BUS JOURNEY
INTERCITY,
STATE ROUTE,
CHARGE PER PERSON

N1125.00



AIR FARE CHARGE
FOR SPECIFIED
ROUTES SINGLE
JOURNEY

N31000.00



JOURNEY BY
MOTORCYCLE
(OKADA)
PER DROP

N153.57



WATER TRANSPORT:
WATER WAY
PASSENGER
TRANSPORTATION

N1933.33

YoY % & MoM %



BUS JOURNEY
WITHIN CITY,
PER DROP
CONSTANT ROUTE

YoY % = 1.33
MoM % = -0.33



BUS JOURNEY
INTERCITY,
STATE ROUTE,
CHARGE PER PERSON

YoY % = 0.00
MoM % = 2.22



AIR FARE CHARGE
FOR SPECIFIED
ROUTES SINGLE
JOURNEY

YoY % = 1.29
MoM % = 1.61




JOURNEY BY
MOTORCYCLE
(OKADA)
PER DROP

YoY % = -11.76
MoM % = -2.33



WATER TRANSPORT:
WATER WAY
PASSENGER
TRANSPORTATION

YoY % = -10.92
MoM % = 0.86



JUNE 2018



BUS JOURNEY
WITHIN CITY,
PER DROP
CONSTANT ROUTE

N200.90



BUS JOURNEY
INTERCITY,
STATE ROUTE,
CHARGE PER PERSON

N2000.00



AIR FARE CHARGE
FOR SPECIFIED
ROUTES SINGLE
JOURNEY

N36300.00



JOURNEY BY
MOTORCYCLE
(OKADA)
PER DROP

N85.00



WATER TRANSPORT:
WATER WAY
PASSENGER
TRANSPORTATION

N360.00

MAY 2018



BUS JOURNEY
WITHIN CITY,
PER DROP
CONSTANT ROUTE

N200.67



BUS JOURNEY
INTERCITY,
STATE ROUTE,
CHARGE PER PERSON

N2000.88



AIR FARE CHARGE
FOR SPECIFIED
ROUTES SINGLE
JOURNEY

N36250.00



JOURNEY BY
MOTORCYCLE
(OKADA)
PER DROP

N80.81



WATER TRANSPORT:
WATER WAY
PASSENGER
TRANSPORTATION

N362.50

YoY % & MoM %



BUS JOURNEY
WITHIN CITY,
PER DROP
CONSTANT ROUTE

YoY % = 60.09

MoM % = 0.12



BUS JOURNEY
INTERCITY,
STATE ROUTE,
CHARGE PER PERSON

YoY % = -9.51

MoM % = -0.04



AIR FARE CHARGE
FOR SPECIFIED
ROUTES SINGLE
JOURNEY

YoY % = 21.00

MoM % = 0.14



JOURNEY BY
MOTORCYCLE
(OKADA)
PER DROP

YoY % = 0.00

MoM % = 5.19



WATER TRANSPORT:
WATER WAY
PASSENGER
TRANSPORTATION

YoY % = -28.00

MoM % = -0.69

Average Transport Fare by Categories -Borno State



JUNE 2018



BUS JOURNEY
WITHIN CITY,
PER DROP
CONSTANT ROUTE

N120.00



BUS JOURNEY
INTERCITY,
STATE ROUTE,
CHARGE PER PERSON

N2750.00



AIR FARE CHARGE
FOR SPECIFIED
ROUTES SINGLE
JOURNEY

N31500.00



JOURNEY BY
MOTORCYCLE
(OKADA)
PER DROP

N75.00



WATER TRANSPORT:
WATER WAY
PASSENGER
TRANSPORTATION

N145.00

MAY 2018



BUS JOURNEY
WITHIN CITY,
PER DROP
CONSTANT ROUTE

N115.56



BUS JOURNEY
INTERCITY,
STATE ROUTE,
CHARGE PER PERSON

N2744.44



AIR FARE CHARGE
FOR SPECIFIED
ROUTES SINGLE
JOURNEY

N31000.00



JOURNEY BY
MOTORCYCLE
(OKADA)
PER DROP

N75.00



WATER TRANSPORT:
WATER WAY
PASSENGER
TRANSPORTATION

N144.50

YoY % & MoM %



BUS JOURNEY
WITHIN CITY,
PER DROP
CONSTANT ROUTE

YoY % = 74.55

MoM % = 3.85



BUS JOURNEY
INTERCITY,
STATE ROUTE,
CHARGE PER PERSON

YoY % = 11.56

MoM % = 0.20



AIR FARE CHARGE
FOR SPECIFIED
ROUTES SINGLE
JOURNEY

YoY % = -10.00

MoM % = 1.61



JOURNEY BY
MOTORCYCLE
(OKADA)
PER DROP

YoY % = 9.76


MoM % = 0.00



WATER TRANSPORT:
WATER WAY
PASSENGER
TRANSPORTATION

YoY % = 1.05

MoM % = 0.35



JUNE 2018



BUS JOURNEY
WITHIN CITY,
PER DROP
CONSTANT ROUTE

N282.20



BUS JOURNEY
INTERCITY,
STATE ROUTE,
CHARGE PER PERSON

N1270.00



AIR FARE CHARGE
FOR SPECIFIED
ROUTES SINGLE
JOURNEY

N31900.00



JOURNEY BY
MOTORCYCLE
(OKADA)
PER DROP

N135.70



WATER TRANSPORT:
WATER WAY
PASSENGER
TRANSPORTATION

N1200.00

MAY 2018



BUS JOURNEY
WITHIN CITY,
PER DROP
CONSTANT ROUTE

N282.14



BUS JOURNEY
INTERCITY,
STATE ROUTE,
CHARGE PER PERSON

N1269.65



AIR FARE CHARGE
FOR SPECIFIED
ROUTES SINGLE
JOURNEY

N31900.13



JOURNEY BY
MOTORCYCLE
(OKADA)
PER DROP

N135.50



WATER TRANSPORT:
WATER WAY
PASSENGER
TRANSPORTATION

N1200.80

YoY % & MoM %



BUS JOURNEY
WITHIN CITY,
PER DROP
CONSTANT ROUTE

YoY % = 33.63

MoM % = 0.02



BUS JOURNEY
INTERCITY,
STATE ROUTE,
CHARGE PER PERSON

YoY % = -2.93

MoM % = 0.03



AIR FARE CHARGE
FOR SPECIFIED
ROUTES SINGLE
JOURNEY

YoY % = -7.27

MoM % = 0.00



JOURNEY BY
MOTORCYCLE
(OKADA)
PER DROP

YoY % = -8.17

MoM % = 0.15



WATER TRANSPORT:
WATER WAY
PASSENGER
TRANSPORTATION

YoY % = -27.49

MoM % = -0.07



JUNE 2018



BUS JOURNEY
WITHIN CITY,
PER DROP
CONSTANT ROUTE

N137.00



BUS JOURNEY
INTERCITY,
STATE ROUTE,
CHARGE PER PERSON

N1265.00



AIR FARE CHARGE
FOR SPECIFIED
ROUTES SINGLE
JOURNEY

N32700.00



JOURNEY BY
MOTORCYCLE
(OKADA)
PER DROP

N85.00



WATER TRANSPORT:
WATER WAY
PASSENGER
TRANSPORTATION

N1549.00

MAY 2018



BUS JOURNEY
WITHIN CITY,
PER DROP
CONSTANT ROUTE

N136.80



BUS JOURNEY
INTERCITY,
STATE ROUTE,
CHARGE PER PERSON

N1264.58



AIR FARE CHARGE
FOR SPECIFIED
ROUTES SINGLE
JOURNEY

N32500.00



JOURNEY BY
MOTORCYCLE
(OKADA)
PER DROP

N81.88



WATER TRANSPORT:
WATER WAY
PASSENGER
TRANSPORTATION

N1548.22

YoY % & MoM %



BUS JOURNEY
WITHIN CITY,
PER DROP
CONSTANT ROUTE

YoY % = 18.66

MoM % = 0.15



BUS JOURNEY
INTERCITY,
STATE ROUTE,
CHARGE PER PERSON

YoY % = -0.13

MoM % = 0.03



AIR FARE CHARGE
FOR SPECIFIED
ROUTES SINGLE
JOURNEY

YoY % = -13.95

MoM % = 0.62



JOURNEY BY
MOTORCYCLE
(OKADA)
PER DROP

YoY % = 28.08


MoM % = 3.82



WATER TRANSPORT:
WATER WAY
PASSENGER
TRANSPORTATION

YoY % = -0.06

MoM % = 0.05



JUNE 2018



BUS JOURNEY
WITHIN CITY,
PER DROP
CONSTANT ROUTE

N200.00



BUS JOURNEY
INTERCITY,
STATE ROUTE,
CHARGE PER PERSON

N1650.00



AIR FARE CHARGE
FOR SPECIFIED
ROUTES SINGLE
JOURNEY

N31800.00



JOURNEY BY
MOTORCYCLE
(OKADA)
PER DROP

N164.00



WATER TRANSPORT:
WATER WAY
PASSENGER
TRANSPORTATION

N400.00

MAY 2018



BUS JOURNEY
WITHIN CITY,
PER DROP
CONSTANT ROUTE

N198.75



BUS JOURNEY
INTERCITY,
STATE ROUTE,
CHARGE PER PERSON

N1625.60



AIR FARE CHARGE
FOR SPECIFIED
ROUTES SINGLE
JOURNEY

N31750.00



JOURNEY BY
MOTORCYCLE
(OKADA)
PER DROP

N163.99



WATER TRANSPORT:
WATER WAY
PASSENGER
TRANSPORTATION

N398.83

YoY % & MoM %



BUS JOURNEY
WITHIN CITY,
PER DROP
CONSTANT ROUTE

YoY % = 9.09
MoM % = 0.63



BUS JOURNEY
INTERCITY,
STATE ROUTE,
CHARGE PER PERSON

YoY % = 45.05
MoM % = 1.50



AIR FARE CHARGE
FOR SPECIFIED
ROUTES SINGLE
JOURNEY

YoY % = -3.75
MoM % = 0.16



JOURNEY BY
MOTORCYCLE
(OKADA)
PER DROP

YoY % = 25.62
MoM % = 0.01



WATER TRANSPORT:
WATER WAY
PASSENGER
TRANSPORTATION

YoY % = 14.12
MoM % = 0.29

Average Transport Fare by Categories -Edo State



JUNE 2018



**BUS JOURNEY
WITHIN CITY,
PER DROP
CONSTANT ROUTE**

N200.70



**BUS JOURNEY
INTERCITY,
STATE ROUTE,
CHARGE PER PERSON**

N1500.95



**AIR FARE CHARGE
FOR SPECIFIED
ROUTES SINGLE
JOURNEY**

N39900.00



**JOURNEY BY
MOTORCYCLE
(OKADA)
PER DROP**

N162.00



**WATER TRANSPORT:
WATER WAY
PASSENGER
TRANSPORTATION**

N985.00

MAY 2018



**BUS JOURNEY
WITHIN CITY,
PER DROP
CONSTANT ROUTE**

N200.48



**BUS JOURNEY
INTERCITY,
STATE ROUTE,
CHARGE PER PERSON**

N1500.83



**AIR FARE CHARGE
FOR SPECIFIED
ROUTES SINGLE
JOURNEY**

N39950.00



**JOURNEY BY
MOTORCYCLE
(OKADA)
PER DROP**

N161.12



**WATER TRANSPORT:
WATER WAY
PASSENGER
TRANSPORTATION**

N980.52

YoY % & MoM %



**BUS JOURNEY
WITHIN CITY,
PER DROP
CONSTANT ROUTE**

YoY % = 16.54

MoM % = 0.11



**BUS JOURNEY
INTERCITY,
STATE ROUTE,
CHARGE PER PERSON**

YoY % = 16.96

MoM % = 0.01



**AIR FARE CHARGE
FOR SPECIFIED
ROUTES SINGLE
JOURNEY**

YoY % = 5.00

MoM % = -0.13



**JOURNEY BY
MOTORCYCLE
(OKADA)
PER DROP**

YoY % = 7.11


MoM % = 0.54



**WATER TRANSPORT:
WATER WAY
PASSENGER
TRANSPORTATION**

YoY % = 8.23

MoM % = 0.46



JUNE 2018



BUS JOURNEY
WITHIN CITY,
PER DROP
CONSTANT ROUTE

N217.50



BUS JOURNEY
INTERCITY,
STATE ROUTE,
CHARGE PER PERSON

N2180.00



AIR FARE CHARGE
FOR SPECIFIED
ROUTES SINGLE
JOURNEY

N26950.00



JOURNEY BY
MOTORCYCLE
(OKADA)
PER DROP

N60.00



WATER TRANSPORT:
WATER WAY
PASSENGER
TRANSPORTATION

N425.00

MAY 2018



BUS JOURNEY
WITHIN CITY,
PER DROP
CONSTANT ROUTE

N215.43



BUS JOURNEY
INTERCITY,
STATE ROUTE,
CHARGE PER PERSON

N2176.92



AIR FARE CHARGE
FOR SPECIFIED
ROUTES SINGLE
JOURNEY

N26933.33



JOURNEY BY
MOTORCYCLE
(OKADA)
PER DROP

N58.50



WATER TRANSPORT:
WATER WAY
PASSENGER
TRANSPORTATION

N426.86

YoY % & MoM %



BUS JOURNEY
WITHIN CITY,
PER DROP
CONSTANT ROUTE

YoY % = 16.22

MoM % = 0.96



BUS JOURNEY
INTERCITY,
STATE ROUTE,
CHARGE PER PERSON

YoY % = 39.26

MoM % = 0.14



AIR FARE CHARGE
FOR SPECIFIED
ROUTES SINGLE
JOURNEY

YoY % = 3.42

MoM % = 0.06



JOURNEY BY
MOTORCYCLE
(OKADA)
PER DROP

YoY % = 1.76

MoM % = 2.56



WATER TRANSPORT:
WATER WAY
PASSENGER
TRANSPORTATION

YoY % = -15.32

MoM % = -0.44



JUNE 2018



**BUS JOURNEY
WITHIN CITY,
PER DROP
CONSTANT ROUTE**

N130.90



**BUS JOURNEY
INTERCITY,
STATE ROUTE,
CHARGE PER PERSON**

N1090.00



**AIR FARE CHARGE
FOR SPECIFIED
ROUTES SINGLE
JOURNEY**

N32550.00



**JOURNEY BY
MOTORCYCLE
(OKADA)
PER DROP**

N170.00



**WATER TRANSPORT:
WATER WAY
PASSENGER
TRANSPORTATION**

N510.00

MAY 2018



**BUS JOURNEY
WITHIN CITY,
PER DROP
CONSTANT ROUTE**

N130.50



**BUS JOURNEY
INTERCITY,
STATE ROUTE,
CHARGE PER PERSON**

N1096.88



**AIR FARE CHARGE
FOR SPECIFIED
ROUTES SINGLE
JOURNEY**

N32500.00



**JOURNEY BY
MOTORCYCLE
(OKADA)
PER DROP**

N168.42



**WATER TRANSPORT:
WATER WAY
PASSENGER
TRANSPORTATION**

N510.23

YoY % & MoM %



**BUS JOURNEY
WITHIN CITY,
PER DROP
CONSTANT ROUTE**

YoY % = 65.42

MoM % = 0.31



**BUS JOURNEY
INTERCITY,
STATE ROUTE,
CHARGE PER PERSON**

YoY % = -10.00

MoM % = -0.63



**AIR FARE CHARGE
FOR SPECIFIED
ROUTES SINGLE
JOURNEY**

YoY % = -2.35

MoM % = 0.15



**JOURNEY BY
MOTORCYCLE
(OKADA)
PER DROP**

YoY % = 29.28


MoM % = 0.94



**WATER TRANSPORT:
WATER WAY
PASSENGER
TRANSPORTATION**

YoY % = -4.93

MoM % = -0.04



JUNE 2018



BUS JOURNEY
WITHIN CITY,
PER DROP
CONSTANT ROUTE

N140.00



BUS JOURNEY
INTERCITY,
STATE ROUTE,
CHARGE PER PERSON

N1360.00



AIR FARE CHARGE
FOR SPECIFIED
ROUTES SINGLE
JOURNEY

N34550.00



JOURNEY BY
MOTORCYCLE
(OKADA)
PER DROP

N80.00



WATER TRANSPORT:
WATER WAY
PASSENGER
TRANSPORTATION

N180.00

MAY 2018



BUS JOURNEY
WITHIN CITY,
PER DROP
CONSTANT ROUTE

N135.60



BUS JOURNEY
INTERCITY,
STATE ROUTE,
CHARGE PER PERSON

N1360.80



AIR FARE CHARGE
FOR SPECIFIED
ROUTES SINGLE
JOURNEY

N34500.00



JOURNEY BY
MOTORCYCLE
(OKADA)
PER DROP

N76.67



WATER TRANSPORT:
WATER WAY
PASSENGER
TRANSPORTATION

N177.58

YoY % & MoM %



BUS JOURNEY
WITHIN CITY,
PER DROP
CONSTANT ROUTE

YoY % = 40.00

MoM % = 3.24



BUS JOURNEY
INTERCITY,
STATE ROUTE,
CHARGE PER PERSON

YoY % = 4.48

MoM % = -0.06



AIR FARE CHARGE
FOR SPECIFIED
ROUTES SINGLE
JOURNEY

YoY % = 4.48

MoM % = 0.14



JOURNEY BY
MOTORCYCLE
(OKADA)
PER DROP

YoY % = 2.71

MoM % = 4.35



WATER TRANSPORT:
WATER WAY
PASSENGER
TRANSPORTATION

YoY % = 4.05

MoM % = 1.36

Average Transport Fare by Categories -Imo State



JUNE 2018



BUS JOURNEY WITHIN CITY, PER DROP CONSTANT ROUTE

N160.00



BUS JOURNEY INTERCITY, STATE ROUTE, CHARGE PER PERSON

N2045.00



AIR FARE CHARGE FOR SPECIFIED ROUTES SINGLE JOURNEY

N31000.00



JOURNEY BY MOTORCYCLE (OKADA) PER DROP

N155.00



WATER TRANSPORT: WATER WAY PASSENGER TRANSPORTATION

N460.00

MAY 2018



BUS JOURNEY WITHIN CITY, PER DROP CONSTANT ROUTE

N161.00



BUS JOURNEY INTERCITY, STATE ROUTE, CHARGE PER PERSON

N2040.63



AIR FARE CHARGE FOR SPECIFIED ROUTES SINGLE JOURNEY

N30900.70



JOURNEY BY MOTORCYCLE (OKADA) PER DROP

N154.50



WATER TRANSPORT: WATER WAY PASSENGER TRANSPORTATION

N460.76

YoY % & MoM %



BUS JOURNEY WITHIN CITY, PER DROP CONSTANT ROUTE

YoY % = 30.77
MoM % = -0.62



BUS JOURNEY INTERCITY, STATE ROUTE, CHARGE PER PERSON

YoY % = 54.34
MoM % = 0.21



AIR FARE CHARGE FOR SPECIFIED ROUTES SINGLE JOURNEY

YoY % = 0.00
MoM % = 0.32



JOURNEY BY MOTORCYCLE (OKADA) PER DROP


YoY % = 5.68
MoM % = 0.32



WATER TRANSPORT: WATER WAY PASSENGER TRANSPORTATION

YoY % = -7.07
MoM % = -0.16

Average Transport Fare by Categories -Jigawa State



JUNE 2018



BUS JOURNEY WITHIN CITY, PER DROP CONSTANT ROUTE

N140.00



BUS JOURNEY INTERCITY, STATE ROUTE, CHARGE PER PERSON

N1200.00



AIR FARE CHARGE FOR SPECIFIED ROUTES SINGLE JOURNEY

N38800.00



JOURNEY BY MOTORCYCLE (OKADA) PER DROP

N60.00



WATER TRANSPORT: WATER WAY PASSENGER TRANSPORTATION

N520.00

MAY 2018



BUS JOURNEY WITHIN CITY, PER DROP CONSTANT ROUTE

N133.33



BUS JOURNEY INTERCITY, STATE ROUTE, CHARGE PER PERSON

N1230.45



AIR FARE CHARGE FOR SPECIFIED ROUTES SINGLE JOURNEY

N38750.00



JOURNEY BY MOTORCYCLE (OKADA) PER DROP

N58.67



WATER TRANSPORT: WATER WAY PASSENGER TRANSPORTATION

N537.58

YoY % & MoM %



BUS JOURNEY WITHIN CITY, PER DROP CONSTANT ROUTE

YoY % = -3.45
MoM % = 5.00



BUS JOURNEY INTERCITY, STATE ROUTE, CHARGE PER PERSON

YoY % = 16.50
MoM % = -2.47



AIR FARE CHARGE FOR SPECIFIED ROUTES SINGLE JOURNEY

YoY % = -3.96
MoM % = 0.13



JOURNEY BY MOTORCYCLE (OKADA) PER DROP


YoY % = -16.83
MoM % = 2.27



WATER TRANSPORT: WATER WAY PASSENGER TRANSPORTATION

YoY % = -7.23
MoM % = -3.27

Average Transport Fare by Categories -Kaduna State



JUNE 2018



BUS JOURNEY
WITHIN CITY,
PER DROP
CONSTANT ROUTE

N165.00



BUS JOURNEY
INTERCITY,
STATE ROUTE,
CHARGE PER PERSON

N1535.00



AIR FARE CHARGE
FOR SPECIFIED
ROUTES SINGLE
JOURNEY

N30500.00



JOURNEY BY
MOTORCYCLE
(OKADA)
PER DROP

N75.00



WATER TRANSPORT:
WATER WAY
PASSENGER
TRANSPORTATION

N300.00

MAY 2018



BUS JOURNEY
WITHIN CITY,
PER DROP
CONSTANT ROUTE

N160.00



BUS JOURNEY
INTERCITY,
STATE ROUTE,
CHARGE PER PERSON

N1530.78



AIR FARE CHARGE
FOR SPECIFIED
ROUTES SINGLE
JOURNEY

N30000.00



JOURNEY BY
MOTORCYCLE
(OKADA)
PER DROP

N78.33



WATER TRANSPORT:
WATER WAY
PASSENGER
TRANSPORTATION

N310.50

YoY % & MoM %



BUS JOURNEY
WITHIN CITY,
PER DROP
CONSTANT ROUTE

YoY % = 31.42

MoM % = 3.13



BUS JOURNEY
INTERCITY,
STATE ROUTE,
CHARGE PER PERSON

YoY % = 21.99

MoM % = 0.28



AIR FARE CHARGE
FOR SPECIFIED
ROUTES SINGLE
JOURNEY

YoY % = 8.93

MoM % = 1.67



JOURNEY BY
MOTORCYCLE
(OKADA)
PER DROP

YoY % = 0.00

MoM % = -4.26



WATER TRANSPORT:
WATER WAY
PASSENGER
TRANSPORTATION

YoY % = -10.86

MoM % = -3.38

Average Transport Fare by Categories -Kano State



JUNE 2018



BUS JOURNEY
WITHIN CITY,
PER DROP
CONSTANT ROUTE

N190.50



BUS JOURNEY
INTERCITY,
STATE ROUTE,
CHARGE PER PERSON

N1350.00



AIR FARE CHARGE
FOR SPECIFIED
ROUTES SINGLE
JOURNEY

N31300.00



JOURNEY BY
MOTORCYCLE
(OKADA)
PER DROP

N75.00



WATER TRANSPORT:
WATER WAY
PASSENGER
TRANSPORTATION

N370.00

MAY 2018



BUS JOURNEY
WITHIN CITY,
PER DROP
CONSTANT ROUTE

N190.42



BUS JOURNEY
INTERCITY,
STATE ROUTE,
CHARGE PER PERSON

N1322.93



AIR FARE CHARGE
FOR SPECIFIED
ROUTES SINGLE
JOURNEY

N31400.07



JOURNEY BY
MOTORCYCLE
(OKADA)
PER DROP

N72.31



WATER TRANSPORT:
WATER WAY
PASSENGER
TRANSPORTATION

N369.17

YoY % & MoM %



BUS JOURNEY
WITHIN CITY,
PER DROP
CONSTANT ROUTE

YoY % = 23.70

MoM % = 0.04



BUS JOURNEY
INTERCITY,
STATE ROUTE,
CHARGE PER PERSON

YoY % = 49.82

MoM % = 2.05



AIR FARE CHARGE
FOR SPECIFIED
ROUTES SINGLE
JOURNEY

YoY % = -2.19

MoM % = -0.32



JOURNEY BY
MOTORCYCLE
(OKADA)
PER DROP

YoY % = -19.64

MoM % = 3.72




WATER TRANSPORT:
WATER WAY
PASSENGER
TRANSPORTATION

YoY % = -5.48

MoM % = 0.22

Average Transport Fare by Categories -Katsina State



JUNE 2018



BUS JOURNEY
WITHIN CITY,
PER DROP
CONSTANT ROUTE

N180.00



BUS JOURNEY
INTERCITY,
STATE ROUTE,
CHARGE PER PERSON

N1350.00



AIR FARE CHARGE
FOR SPECIFIED
ROUTES SINGLE
JOURNEY

N24500.00



JOURNEY BY
MOTORCYCLE
(OKADA)
PER DROP

N55.00



WATER TRANSPORT:
WATER WAY
PASSENGER
TRANSPORTATION

N465.00

MAY 2018



BUS JOURNEY
WITHIN CITY,
PER DROP
CONSTANT ROUTE

N183.33



BUS JOURNEY
INTERCITY,
STATE ROUTE,
CHARGE PER PERSON

N1355.56



AIR FARE CHARGE
FOR SPECIFIED
ROUTES SINGLE
JOURNEY

N24300.00



JOURNEY BY
MOTORCYCLE
(OKADA)
PER DROP

N52.14



WATER TRANSPORT:
WATER WAY
PASSENGER
TRANSPORTATION

N460.45

YoY % & MoM %



BUS JOURNEY
WITHIN CITY,
PER DROP
CONSTANT ROUTE

YoY % = 200.00

MoM % = -1.82



BUS JOURNEY
INTERCITY,
STATE ROUTE,
CHARGE PER PERSON

YoY % = 35.00

MoM % = -0.41



AIR FARE CHARGE
FOR SPECIFIED
ROUTES SINGLE
JOURNEY

YoY % = 1.87

MoM % = 0.82



JOURNEY BY
MOTORCYCLE
(OKADA)
PER DROP

YoY % = -17.28


MoM % = 5.48



WATER TRANSPORT:
WATER WAY
PASSENGER
TRANSPORTATION

YoY % = -6.15

MoM % = 0.99



JUNE 2018



BUS JOURNEY WITHIN CITY, PER DROP CONSTANT ROUTE

N220.00



BUS JOURNEY INTERCITY, STATE ROUTE, CHARGE PER PERSON

N1585.00



AIR FARE CHARGE FOR SPECIFIED ROUTES SINGLE JOURNEY

N30400.00



JOURNEY BY MOTORCYCLE (OKADA) PER DROP

N65.00



WATER TRANSPORT: WATER WAY PASSENGER TRANSPORTATION

N265.00

MAY 2018



BUS JOURNEY WITHIN CITY, PER DROP CONSTANT ROUTE

N218.33



BUS JOURNEY INTERCITY, STATE ROUTE, CHARGE PER PERSON

N1580.50



AIR FARE CHARGE FOR SPECIFIED ROUTES SINGLE JOURNEY

N30300.00



JOURNEY BY MOTORCYCLE (OKADA) PER DROP

N64.62



WATER TRANSPORT: WATER WAY PASSENGER TRANSPORTATION

N263.20

YoY % & MoM %



BUS JOURNEY WITHIN CITY, PER DROP CONSTANT ROUTE

YoY % = 109.52

MoM % = 0.76



BUS JOURNEY INTERCITY, STATE ROUTE, CHARGE PER PERSON

YoY % = 8.77

MoM % = 0.28



AIR FARE CHARGE FOR SPECIFIED ROUTES SINGLE JOURNEY

YoY % = 7.27

MoM % = 0.33



JOURNEY BY MOTORCYCLE (OKADA) PER DROP

YoY % = 8.33

MoM % = 0.60



WATER TRANSPORT: WATER WAY PASSENGER TRANSPORTATION

YoY % = 13.70

MoM % = 0.68

Average Transport Fare by Categories -Kogi State



JUNE 2018



BUS JOURNEY WITHIN CITY, PER DROP CONSTANT ROUTE

N160.00



BUS JOURNEY INTERCITY, STATE ROUTE, CHARGE PER PERSON

N1950.00



AIR FARE CHARGE FOR SPECIFIED ROUTES SINGLE JOURNEY

N25700.00



JOURNEY BY MOTORCYCLE (OKADA) PER DROP

N100.00



WATER TRANSPORT: WATER WAY PASSENGER TRANSPORTATION

N360.00

MAY 2018



BUS JOURNEY WITHIN CITY, PER DROP CONSTANT ROUTE

N156.33



BUS JOURNEY INTERCITY, STATE ROUTE, CHARGE PER PERSON

N1900.62



AIR FARE CHARGE FOR SPECIFIED ROUTES SINGLE JOURNEY

N25800.50



JOURNEY BY MOTORCYCLE (OKADA) PER DROP

N106.12



WATER TRANSPORT: WATER WAY PASSENGER TRANSPORTATION

N350.00

YoY % & MoM %



BUS JOURNEY WITHIN CITY, PER DROP CONSTANT ROUTE

YoY % = 57.48

MoM % = 2.35



BUS JOURNEY INTERCITY, STATE ROUTE, CHARGE PER PERSON

YoY % = 19.63

MoM % = 2.60



AIR FARE CHARGE FOR SPECIFIED ROUTES SINGLE JOURNEY

YoY % = 10.95

MoM % = -0.39



JOURNEY BY MOTORCYCLE (OKADA) PER DROP

YoY % = 0.00

MoM % = -5.77



WATER TRANSPORT: WATER WAY PASSENGER TRANSPORTATION

YoY % = -1.37

MoM % = 2.86



JUNE 2018



BUS JOURNEY
WITHIN CITY,
PER DROP
CONSTANT ROUTE

N130.00



BUS JOURNEY
INTERCITY,
STATE ROUTE,
CHARGE PER PERSON

N2100.00



AIR FARE CHARGE
FOR SPECIFIED
ROUTES SINGLE
JOURNEY

N28500.00



JOURNEY BY
MOTORCYCLE
(OKADA)
PER DROP

N115.00



WATER TRANSPORT:
WATER WAY
PASSENGER
TRANSPORTATION

N520.00

MAY 2018



BUS JOURNEY
WITHIN CITY,
PER DROP
CONSTANT ROUTE

N125.60



BUS JOURNEY
INTERCITY,
STATE ROUTE,
CHARGE PER PERSON

N2050.67



AIR FARE CHARGE
FOR SPECIFIED
ROUTES SINGLE
JOURNEY

N28500.00



JOURNEY BY
MOTORCYCLE
(OKADA)
PER DROP

N110.33



WATER TRANSPORT:
WATER WAY
PASSENGER
TRANSPORTATION

N520.45

YoY % & MoM %



BUS JOURNEY
WITHIN CITY,
PER DROP
CONSTANT ROUTE

YoY % = -10.10

MoM % = 3.50



BUS JOURNEY
INTERCITY,
STATE ROUTE,
CHARGE PER PERSON

YoY % = -0.79

MoM % = 2.41



AIR FARE CHARGE
FOR SPECIFIED
ROUTES SINGLE
JOURNEY

YoY % = -18.57

MoM % = 0.00



JOURNEY BY
MOTORCYCLE
(OKADA)
PER DROP

YoY % = 62.18

MoM % = 4.23




WATER TRANSPORT:
WATER WAY
PASSENGER
TRANSPORTATION

YoY % = 1.45

MoM % = -0.09

Average Transport Fare by Categories -Lagos State



JUNE 2018



BUS JOURNEY
WITHIN CITY,
PER DROP
CONSTANT ROUTE

N215.00



BUS JOURNEY
INTERCITY,
STATE ROUTE,
CHARGE PER PERSON

N2000.00



AIR FARE CHARGE
FOR SPECIFIED
ROUTES SINGLE
JOURNEY

N41300.00



JOURNEY BY
MOTORCYCLE
(OKADA)
PER DROP

N115.00



WATER TRANSPORT:
WATER WAY
PASSENGER
TRANSPORTATION

N490.00

MAY 2018



BUS JOURNEY
WITHIN CITY,
PER DROP
CONSTANT ROUTE

N210.48



BUS JOURNEY
INTERCITY,
STATE ROUTE,
CHARGE PER PERSON

N1921.74



AIR FARE CHARGE
FOR SPECIFIED
ROUTES SINGLE
JOURNEY

N40500.00



JOURNEY BY
MOTORCYCLE
(OKADA)
PER DROP

N112.78



WATER TRANSPORT:
WATER WAY
PASSENGER
TRANSPORTATION

N487.56

YoY % & MoM %



BUS JOURNEY
WITHIN CITY,
PER DROP
CONSTANT ROUTE

YoY % = 52.96

MoM % = 2.15



BUS JOURNEY
INTERCITY,
STATE ROUTE,
CHARGE PER PERSON

YoY % = -15.88

MoM % = 4.07



AIR FARE CHARGE
FOR SPECIFIED
ROUTES SINGLE
JOURNEY

YoY % = 17.71

MoM % = 1.98



JOURNEY BY
MOTORCYCLE
(OKADA)
PER DROP

YoY % = -8.40


MoM % = 1.97



WATER TRANSPORT:
WATER WAY
PASSENGER
TRANSPORTATION

YoY % = -5.54

MoM % = 0.50



JUNE 2018



BUS JOURNEY
WITHIN CITY,
PER DROP
CONSTANT ROUTE

N235.00



BUS JOURNEY
INTERCITY,
STATE ROUTE,
CHARGE PER PERSON

N1300.00



AIR FARE CHARGE
FOR SPECIFIED
ROUTES SINGLE
JOURNEY

N25700.00



JOURNEY BY
MOTORCYCLE
(OKADA)
PER DROP

N115.00



WATER TRANSPORT:
WATER WAY
PASSENGER
TRANSPORTATION

N400.00

MAY 2018



BUS JOURNEY
WITHIN CITY,
PER DROP
CONSTANT ROUTE

N232.71



BUS JOURNEY
INTERCITY,
STATE ROUTE,
CHARGE PER PERSON

N1280.59



AIR FARE CHARGE
FOR SPECIFIED
ROUTES SINGLE
JOURNEY

N25700.18



JOURNEY BY
MOTORCYCLE
(OKADA)
PER DROP

N107.28



WATER TRANSPORT:
WATER WAY
PASSENGER
TRANSPORTATION

N395.14

YoY % & MoM %



BUS JOURNEY
WITHIN CITY,
PER DROP
CONSTANT ROUTE

YoY % = 56.67

MoM % = 0.98



BUS JOURNEY
INTERCITY,
STATE ROUTE,
CHARGE PER PERSON

YoY % = 13.87

MoM % = 1.52



AIR FARE CHARGE
FOR SPECIFIED
ROUTES SINGLE
JOURNEY

YoY % = -5.04

MoM % = 0.00



JOURNEY BY
MOTORCYCLE
(OKADA)
PER DROP

YoY % = 42.77

MoM % = 7.20



WATER TRANSPORT:
WATER WAY
PASSENGER
TRANSPORTATION

YoY % = -0.45

MoM % = 1.23



JUNE 2018



BUS JOURNEY WITHIN CITY, PER DROP CONSTANT ROUTE

N115.00



BUS JOURNEY INTERCITY, STATE ROUTE, CHARGE PER PERSON

N1280.00



AIR FARE CHARGE FOR SPECIFIED ROUTES SINGLE JOURNEY

N29600.00



JOURNEY BY MOTORCYCLE (OKADA) PER DROP

N58.00



WATER TRANSPORT: WATER WAY PASSENGER TRANSPORTATION

N300.00

MAY 2018



BUS JOURNEY WITHIN CITY, PER DROP CONSTANT ROUTE

N106.67



BUS JOURNEY INTERCITY, STATE ROUTE, CHARGE PER PERSON

N1270.55



AIR FARE CHARGE FOR SPECIFIED ROUTES SINGLE JOURNEY

N29500.00



JOURNEY BY MOTORCYCLE (OKADA) PER DROP

N57.14



WATER TRANSPORT: WATER WAY PASSENGER TRANSPORTATION

N300.50

YoY % & MoM %



BUS JOURNEY WITHIN CITY, PER DROP CONSTANT ROUTE

YoY % = 4.55
MoM % = 7.81



BUS JOURNEY INTERCITY, STATE ROUTE, CHARGE PER PERSON

YoY % = -45.40
MoM % = 0.74



AIR FARE CHARGE FOR SPECIFIED ROUTES SINGLE JOURNEY

YoY % = -1.50
MoM % = 0.34




JOURNEY BY MOTORCYCLE (OKADA) PER DROP

YoY % = 4.70
MoM % = 1.50



WATER TRANSPORT: WATER WAY PASSENGER TRANSPORTATION

YoY % = 0.30
MoM % = -0.17



JUNE 2018



BUS JOURNEY
WITHIN CITY,
PER DROP
CONSTANT ROUTE

N150.00



BUS JOURNEY
INTERCITY,
STATE ROUTE,
CHARGE PER PERSON

N2080.00



AIR FARE CHARGE
FOR SPECIFIED
ROUTES SINGLE
JOURNEY

N30500.00



JOURNEY BY
MOTORCYCLE
(OKADA)
PER DROP

N155.00



WATER TRANSPORT:
WATER WAY
PASSENGER
TRANSPORTATION

N800.00

MAY 2018



BUS JOURNEY
WITHIN CITY,
PER DROP
CONSTANT ROUTE

N148.60



BUS JOURNEY
INTERCITY,
STATE ROUTE,
CHARGE PER PERSON

N2081.25



AIR FARE CHARGE
FOR SPECIFIED
ROUTES SINGLE
JOURNEY

N30000.00



JOURNEY BY
MOTORCYCLE
(OKADA)
PER DROP

N155.56



WATER TRANSPORT:
WATER WAY
PASSENGER
TRANSPORTATION

N800.25

YoY % & MoM %



BUS JOURNEY
WITHIN CITY,
PER DROP
CONSTANT ROUTE

YoY % = -11.42

MoM % = 0.94



BUS JOURNEY
INTERCITY,
STATE ROUTE,
CHARGE PER PERSON

YoY % = 64.08

MoM % = -0.06



AIR FARE CHARGE
FOR SPECIFIED
ROUTES SINGLE
JOURNEY

YoY % = 1.67

MoM % = 1.67



JOURNEY BY
MOTORCYCLE
(OKADA)
PER DROP

YoY % = 32.36

MoM % = -0.36



WATER TRANSPORT:
WATER WAY
PASSENGER
TRANSPORTATION

YoY % = 6.67

MoM % = -0.03



JUNE 2018



BUS JOURNEY
WITHIN CITY,
PER DROP
CONSTANT ROUTE

N146.00



BUS JOURNEY
INTERCITY,
STATE ROUTE,
CHARGE PER PERSON

N1750.00



AIR FARE CHARGE
FOR SPECIFIED
ROUTES SINGLE
JOURNEY

N31500.00



JOURNEY BY
MOTORCYCLE
(OKADA)
PER DROP

N180.00



WATER TRANSPORT:
WATER WAY
PASSENGER
TRANSPORTATION

N720.00

MAY 2018



BUS JOURNEY
WITHIN CITY,
PER DROP
CONSTANT ROUTE

N143.17



BUS JOURNEY
INTERCITY,
STATE ROUTE,
CHARGE PER PERSON

N1752.94



AIR FARE CHARGE
FOR SPECIFIED
ROUTES SINGLE
JOURNEY

N31000.00



JOURNEY BY
MOTORCYCLE
(OKADA)
PER DROP

N185.59



WATER TRANSPORT:
WATER WAY
PASSENGER
TRANSPORTATION

N720.60

YoY % & MoM %



BUS JOURNEY
WITHIN CITY,
PER DROP
CONSTANT ROUTE

YoY % = 36.88

MoM % = 1.98



BUS JOURNEY
INTERCITY,
STATE ROUTE,
CHARGE PER PERSON

YoY % = 18.64

MoM % = -0.17



AIR FARE CHARGE
FOR SPECIFIED
ROUTES SINGLE
JOURNEY

YoY % = 8.62

MoM % = 1.61



JOURNEY BY
MOTORCYCLE
(OKADA)
PER DROP

YoY % = 31.87


MoM % = -3.01



WATER TRANSPORT:
WATER WAY
PASSENGER
TRANSPORTATION

YoY % = 10.77

MoM % = -0.08



JUNE 2018



BUS JOURNEY
WITHIN CITY,
PER DROP
CONSTANT ROUTE

N148.50



BUS JOURNEY
INTERCITY,
STATE ROUTE,
CHARGE PER PERSON

N1550.00



AIR FARE CHARGE
FOR SPECIFIED
ROUTES SINGLE
JOURNEY

N24900.00



JOURNEY BY
MOTORCYCLE
(OKADA)
PER DROP

N110.00



WATER TRANSPORT:
WATER WAY
PASSENGER
TRANSPORTATION

N470.00

MAY 2018



BUS JOURNEY
WITHIN CITY,
PER DROP
CONSTANT ROUTE

N146.97



BUS JOURNEY
INTERCITY,
STATE ROUTE,
CHARGE PER PERSON

N1476.19



AIR FARE CHARGE
FOR SPECIFIED
ROUTES SINGLE
JOURNEY

N24950.48



JOURNEY BY
MOTORCYCLE
(OKADA)
PER DROP

N108.77



WATER TRANSPORT:
WATER WAY
PASSENGER
TRANSPORTATION

N472.78

YoY % & MoM %



BUS JOURNEY
WITHIN CITY,
PER DROP
CONSTANT ROUTE

YoY % = 37.18

MoM % = 1.04



BUS JOURNEY
INTERCITY,
STATE ROUTE,
CHARGE PER PERSON

YoY % = 18.38

MoM % = 5.00



AIR FARE CHARGE
FOR SPECIFIED
ROUTES SINGLE
JOURNEY

YoY % = -7.78

MoM % = -0.20



JOURNEY BY
MOTORCYCLE
(OKADA)
PER DROP

YoY % = -5.58

MoM % = 1.13




WATER TRANSPORT:
WATER WAY
PASSENGER
TRANSPORTATION

YoY % = -1.07

MoM % = -0.59

Average Transport Fare by Categories -Oyo State



JUNE 2018



**BUS JOURNEY
WITHIN CITY,
PER DROP
CONSTANT ROUTE**

N160.00



**BUS JOURNEY
INTERCITY,
STATE ROUTE,
CHARGE PER PERSON**

N1580.00



**AIR FARE CHARGE
FOR SPECIFIED
ROUTES SINGLE
JOURNEY**

N26500.00



**JOURNEY BY
MOTORCYCLE
(OKADA)
PER DROP**

N70.00



**WATER TRANSPORT:
WATER WAY
PASSENGER
TRANSPORTATION**

N440.00

MAY 2018



**BUS JOURNEY
WITHIN CITY,
PER DROP
CONSTANT ROUTE**

N158.45



**BUS JOURNEY
INTERCITY,
STATE ROUTE,
CHARGE PER PERSON**

N1560.50



**AIR FARE CHARGE
FOR SPECIFIED
ROUTES SINGLE
JOURNEY**

N26500.67



**JOURNEY BY
MOTORCYCLE
(OKADA)
PER DROP**

N73.00



**WATER TRANSPORT:
WATER WAY
PASSENGER
TRANSPORTATION**

N430.55

YoY % & MoM %



**BUS JOURNEY
WITHIN CITY,
PER DROP
CONSTANT ROUTE**

**YoY % = 3.53
MoM % = 0.98**



**BUS JOURNEY
INTERCITY,
STATE ROUTE,
CHARGE PER PERSON**

**YoY % = 26.88
MoM % = 1.25**



**AIR FARE CHARGE
FOR SPECIFIED
ROUTES SINGLE
JOURNEY**

**YoY % = -24.29
MoM % = 0.00**




**JOURNEY BY
MOTORCYCLE
(OKADA)
PER DROP**

**YoY % = -5.41
MoM % = -4.11**



**WATER TRANSPORT:
WATER WAY
PASSENGER
TRANSPORTATION**

**YoY % = -3.46
MoM % = 2.19**



JUNE 2018



BUS JOURNEY
WITHIN CITY,
PER DROP
CONSTANT ROUTE

N115.00



BUS JOURNEY
INTERCITY,
STATE ROUTE,
CHARGE PER PERSON

N1850.00



AIR FARE CHARGE
FOR SPECIFIED
ROUTES SINGLE
JOURNEY

N36000.00



JOURNEY BY
MOTORCYCLE
(OKADA)
PER DROP

N70.00



WATER TRANSPORT:
WATER WAY
PASSENGER
TRANSPORTATION

N300.00

MAY 2018



BUS JOURNEY
WITHIN CITY,
PER DROP
CONSTANT ROUTE

N110.67



BUS JOURNEY
INTERCITY,
STATE ROUTE,
CHARGE PER PERSON

N1850.85



AIR FARE CHARGE
FOR SPECIFIED
ROUTES SINGLE
JOURNEY

N35500.00



JOURNEY BY
MOTORCYCLE
(OKADA)
PER DROP

N68.71



WATER TRANSPORT:
WATER WAY
PASSENGER
TRANSPORTATION

N300.60

YoY % & MoM %



BUS JOURNEY
WITHIN CITY,
PER DROP
CONSTANT ROUTE

YoY % = 37.31

MoM % = 3.92



BUS JOURNEY
INTERCITY,
STATE ROUTE,
CHARGE PER PERSON

YoY % = 41.10

MoM % = -0.05



AIR FARE CHARGE
FOR SPECIFIED
ROUTES SINGLE
JOURNEY

YoY % = 20.00

MoM % = 1.41



JOURNEY BY
MOTORCYCLE
(OKADA)
PER DROP

YoY % = 11.11


MoM % = 1.87



WATER TRANSPORT:
WATER WAY
PASSENGER
TRANSPORTATION

YoY % = -1.39

MoM % = -0.20



JUNE 2018



**BUS JOURNEY
WITHIN CITY,
PER DROP
CONSTANT ROUTE**

N100.00



**BUS JOURNEY
INTERCITY,
STATE ROUTE,
CHARGE PER PERSON**

N1750.00



**AIR FARE CHARGE
FOR SPECIFIED
ROUTES SINGLE
JOURNEY**

N31500.00



**JOURNEY BY
MOTORCYCLE
(OKADA)
PER DROP**

N175.00



**WATER TRANSPORT:
WATER WAY
PASSENGER
TRANSPORTATION**

N2000.00

MAY 2018



**BUS JOURNEY
WITHIN CITY,
PER DROP
CONSTANT ROUTE**

N96.36



**BUS JOURNEY
INTERCITY,
STATE ROUTE,
CHARGE PER PERSON**

N1725.45



**AIR FARE CHARGE
FOR SPECIFIED
ROUTES SINGLE
JOURNEY**

N30000.00



**JOURNEY BY
MOTORCYCLE
(OKADA)
PER DROP**

N173.53



**WATER TRANSPORT:
WATER WAY
PASSENGER
TRANSPORTATION**

N2000.50

YoY % & MoM %



**BUS JOURNEY
WITHIN CITY,
PER DROP
CONSTANT ROUTE**

YoY % = -5.21

MoM % = 3.77



**BUS JOURNEY
INTERCITY,
STATE ROUTE,
CHARGE PER PERSON**

YoY % = 25.53

MoM % = 1.42



**AIR FARE CHARGE
FOR SPECIFIED
ROUTES SINGLE
JOURNEY**

YoY % = 5.00

MoM % = 5.00



**JOURNEY BY
MOTORCYCLE
(OKADA)
PER DROP**

YoY % = -5.21

MoM % = 0.85



**WATER TRANSPORT:
WATER WAY
PASSENGER
TRANSPORTATION**

YoY % = 15.38

MoM % = -0.02

Average Transport Fare by Categories -Sokoto State



JUNE 2018



BUS JOURNEY
WITHIN CITY,
PER DROP
CONSTANT ROUTE

N130.00



BUS JOURNEY
INTERCITY,
STATE ROUTE,
CHARGE PER PERSON

N26500.00



AIR FARE CHARGE
FOR SPECIFIED
ROUTES SINGLE
JOURNEY

N30000.00



JOURNEY BY
MOTORCYCLE
(OKADA)
PER DROP

N90.00



WATER TRANSPORT:
WATER WAY
PASSENGER
TRANSPORTATION

N410.00

MAY 2018



BUS JOURNEY
WITHIN CITY,
PER DROP
CONSTANT ROUTE

N125.33



BUS JOURNEY
INTERCITY,
STATE ROUTE,
CHARGE PER PERSON

N2650.00



AIR FARE CHARGE
FOR SPECIFIED
ROUTES SINGLE
JOURNEY

N30000.00



JOURNEY BY
MOTORCYCLE
(OKADA)
PER DROP

N91.67



WATER TRANSPORT:
WATER WAY
PASSENGER
TRANSPORTATION

N410.59

YoY % & MoM %



BUS JOURNEY
WITHIN CITY,
PER DROP
CONSTANT ROUTE

YoY % = 30.00

MoM % = 3.72



BUS JOURNEY
INTERCITY,
STATE ROUTE,
CHARGE PER PERSON

YoY % = 1428.85

MoM % = 0.00



AIR FARE CHARGE
FOR SPECIFIED
ROUTES SINGLE
JOURNEY

YoY % = 3.45

MoM % = 0.00



JOURNEY BY
MOTORCYCLE
(OKADA)
PER DROP

YoY % = -17.43

MoM % = -1.82




WATER TRANSPORT:
WATER WAY
PASSENGER
TRANSPORTATION

YoY % = -14.72

MoM % = -0.14

Average Transport Fare by Categories -Taraba State



JUNE 2018



BUS JOURNEY
WITHIN CITY,
PER DROP
CONSTANT ROUTE

N150.10



BUS JOURNEY
INTERCITY,
STATE ROUTE,
CHARGE PER PERSON

N1850.00



AIR FARE CHARGE
FOR SPECIFIED
ROUTES SINGLE
JOURNEY

N26000.00



JOURNEY BY
MOTORCYCLE
(OKADA)
PER DROP

N130.00



WATER TRANSPORT:
WATER WAY
PASSENGER
TRANSPORTATION

N430.00

MAY 2018



BUS JOURNEY
WITHIN CITY,
PER DROP
CONSTANT ROUTE

N150.70



BUS JOURNEY
INTERCITY,
STATE ROUTE,
CHARGE PER PERSON

N1866.67



AIR FARE CHARGE
FOR SPECIFIED
ROUTES SINGLE
JOURNEY

N26000.00



JOURNEY BY
MOTORCYCLE
(OKADA)
PER DROP

N128.60



WATER TRANSPORT:
WATER WAY
PASSENGER
TRANSPORTATION

N415.40

YoY % & MoM %



BUS JOURNEY
WITHIN CITY,
PER DROP
CONSTANT ROUTE

YoY % = 50.10
MoM % = -0.40



BUS JOURNEY
INTERCITY,
STATE ROUTE,
CHARGE PER PERSON

YoY % = 23.33
MoM % = -0.89



AIR FARE CHARGE
FOR SPECIFIED
ROUTES SINGLE
JOURNEY

YoY % = -35.88
MoM % = 0.00



JOURNEY BY
MOTORCYCLE
(OKADA)
PER DROP

YoY % = 12.26
MoM % = 1.09



WATER TRANSPORT:
WATER WAY
PASSENGER
TRANSPORTATION

YoY % = 0.97
MoM % = 3.51



JUNE 2018



BUS JOURNEY
WITHIN CITY,
PER DROP
CONSTANT ROUTE

N150.12



BUS JOURNEY
INTERCITY,
STATE ROUTE,
CHARGE PER PERSON

N1170.00



AIR FARE CHARGE
FOR SPECIFIED
ROUTES SINGLE
JOURNEY

N30200.00



JOURNEY BY
MOTORCYCLE
(OKADA)
PER DROP

N115.20



WATER TRANSPORT:
WATER WAY
PASSENGER
TRANSPORTATION

N300.00

MAY 2018



BUS JOURNEY
WITHIN CITY,
PER DROP
CONSTANT ROUTE

N144.46



BUS JOURNEY
INTERCITY,
STATE ROUTE,
CHARGE PER PERSON

N1166.67



AIR FARE CHARGE
FOR SPECIFIED
ROUTES SINGLE
JOURNEY

N30125.27



JOURNEY BY
MOTORCYCLE
(OKADA)
PER DROP

N112.53



WATER TRANSPORT:
WATER WAY
PASSENGER
TRANSPORTATION

N310.54

YoY % & MoM %



BUS JOURNEY
WITHIN CITY,
PER DROP
CONSTANT ROUTE

YoY % = 78.71

MoM % = 3.92



BUS JOURNEY
INTERCITY,
STATE ROUTE,
CHARGE PER PERSON

YoY % = 6.36

MoM % = 0.29



AIR FARE CHARGE
FOR SPECIFIED
ROUTES SINGLE
JOURNEY

YoY % = 7.86

MoM % = 0.25



JOURNEY BY
MOTORCYCLE
(OKADA)
PER DROP

YoY % = 15.20


MoM % = 2.37



WATER TRANSPORT:
WATER WAY
PASSENGER
TRANSPORTATION

YoY % = -14.29

MoM % = -3.39



JUNE 2018



BUS JOURNEY
WITHIN CITY,
PER DROP
CONSTANT ROUTE

N160.10



BUS JOURNEY
INTERCITY,
STATE ROUTE,
CHARGE PER PERSON

N1150.00



AIR FARE CHARGE
FOR SPECIFIED
ROUTES SINGLE
JOURNEY

N30500.00



JOURNEY BY
MOTORCYCLE
(OKADA)
PER DROP

N75.00



WATER TRANSPORT:
WATER WAY
PASSENGER
TRANSPORTATION

N370.00

MAY 2018



BUS JOURNEY
WITHIN CITY,
PER DROP
CONSTANT ROUTE

N156.48



BUS JOURNEY
INTERCITY,
STATE ROUTE,
CHARGE PER PERSON

N1127.27



AIR FARE CHARGE
FOR SPECIFIED
ROUTES SINGLE
JOURNEY

N30500.50



JOURNEY BY
MOTORCYCLE
(OKADA)
PER DROP

N76.25



WATER TRANSPORT:
WATER WAY
PASSENGER
TRANSPORTATION

N365.55

YoY % & MoM %



BUS JOURNEY
WITHIN CITY,
PER DROP
CONSTANT ROUTE

YoY % = 52.48

MoM % = 2.31



BUS JOURNEY
INTERCITY,
STATE ROUTE,
CHARGE PER PERSON

YoY % = -10.85

MoM % = 2.02



AIR FARE CHARGE
FOR SPECIFIED
ROUTES SINGLE
JOURNEY

YoY % = -1.61

MoM % = 0.00



JOURNEY BY
MOTORCYCLE
(OKADA)
PER DROP

YoY % = 13.83

MoM % = -1.64



WATER TRANSPORT:
WATER WAY
PASSENGER
TRANSPORTATION

YoY % = 9.14

MoM % = 1.22

Methodology

Field work is done solely by over 700 NBS Staff in all States of the federation supported by supervisors who are monitored by internal and external observers.

Fuel Prices are collected across all the 774 local governments across all States and the FCT from over 10,000 respondents and locations and reflect actual prices households state they actually bought those fuels together with the prices reportedly sold by the fuel suppliers.

The average of all these prices is then reported for each state and the average for the country is the average for the state.

NBS audit team subsequently conducts randomly selected verification of prices recorded.

Acknowledgements/Contacts

Acknowledgements

We acknowledge our technical partners, Proshare in the design, concept and production of this publication.





Contact Us

 @nigerianstat

 NBSNigeria

 www.nigerianstat.gov.ng

 **Head Office Address**
Plot 762, Independence Avenue, Central
Business District, FCT, Abuja Nigeria.

 +234 803 386 5388

 feedback@nigerianstat.gov.ng