



NATIONAL BUREAU OF STATISTICS

Liquefied Petroleum Gas (Cooking Gas) Price Watch

(MAY 2018)

Report Date: June 2018

Data Source: National Bureau of Statistics (NBS)

Contents

Executive Summary	1
Average Cooking Gas Prices Across States – 5KG Refilling	2
Average Cooking Gas Prices Across Zones – 5KG Refilling	3
12 Month Average Prices – 5KG Refilling	4
Average Cooking Gas Prices Across States – 12.5KG Refilling	5
Average Cooking Gas Prices Across Zones – 12.5KG Refilling	6
12 Month Average Prices – 12.5KG Refilling	7
Appendix - Tables	8
Methodology	10
Acknowledgment and Contact	11

Executive Summary

Average price for the refilling of a 5kg cylinder for Liquefied Petroleum Gas (Cooking Gas) increased by +0.68% month-on-month and decreased by -15.30% year-on-year to N2,072.24 in May 2018 from N2,058.19 in April 2018.

States with the highest average price for the refilling of a 5kg cylinder for Liquefied Petroleum Gas (Cooking Gas) were Bauchi (N2,500.00), Gombe (N2,500.00), and Borno (N2,428.57). States with the lowest average price for the refilling of a 5kg cylinder for Liquefied Petroleum Gas (Cooking Gas) were Kaduna (N1,687.50), Ebonyi (N1,690.00) and Ekiti (N1,795.00).

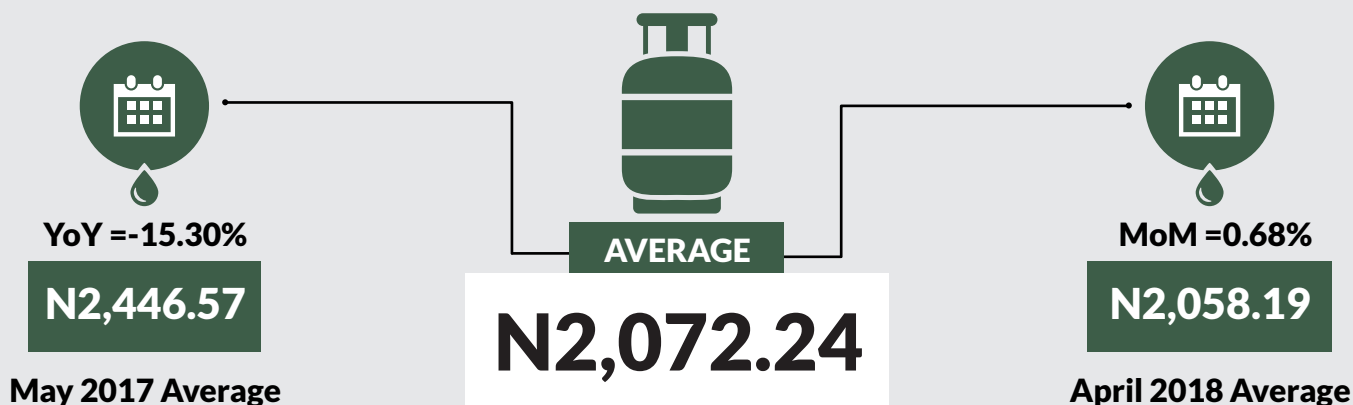
Similarly, average price for the refilling of a 12.5kg cylinder for Liquefied Petroleum Gas (Cooking Gas) increased by 0.70% month-on-month and decreased by -13.30% year-on-year to N4,298.72 in May 2018 from to N4,268.95 in April 2018.

States with the highest average price for the refilling of a 12.5kg cylinder for Liquefied Petroleum Gas (Cooking Gas) were Benue (N5,150.00), Kaduna (N4,935.00) and Cross River (N4,687.50). States with the lowest average price for the refilling of a 12.5kg cylinder for Liquefied Petroleum Gas (Cooking Gas) were Oyo (N3,940.38), Ogun (N3,866.67) and Lagos (N3,683.33).

Liquefied Petroleum Gas (Cooking Gas) Price Watch - May 2018



Average Cooking Gas Prices Across States – 5KG Refilling



STATES WITH THE HIGHEST AVERAGE PRICES IN MAY 2018

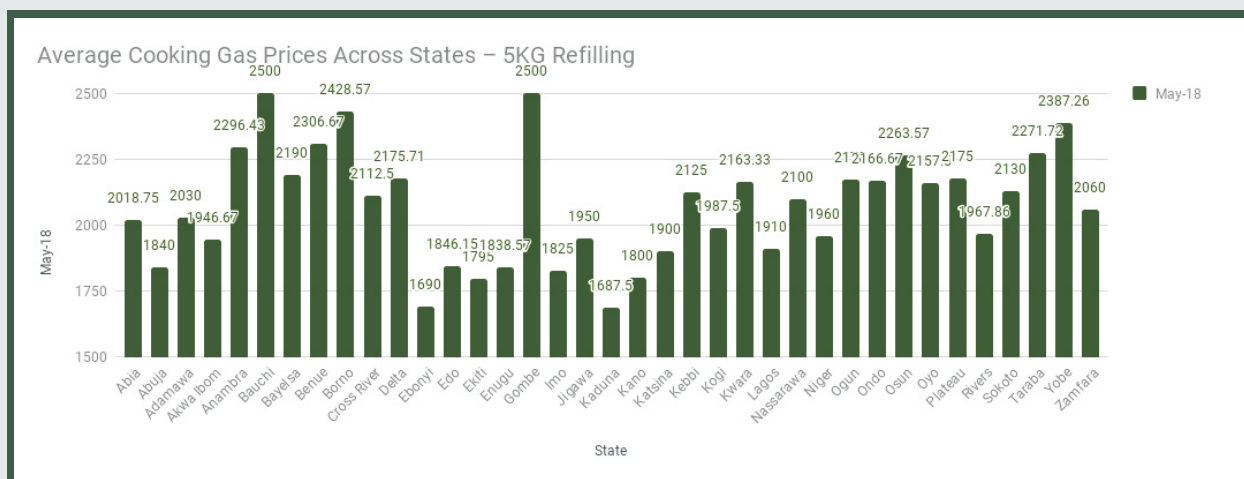


	May-18	YoY	MoM
BAUCHI	2500.00	4.2	13.6
GOMBE	2500.00	-3.9	19.0
BORNO	2428.57	3.9	0.0

STATES WITH THE LOWEST AVERAGE PRICES IN MAY 2018



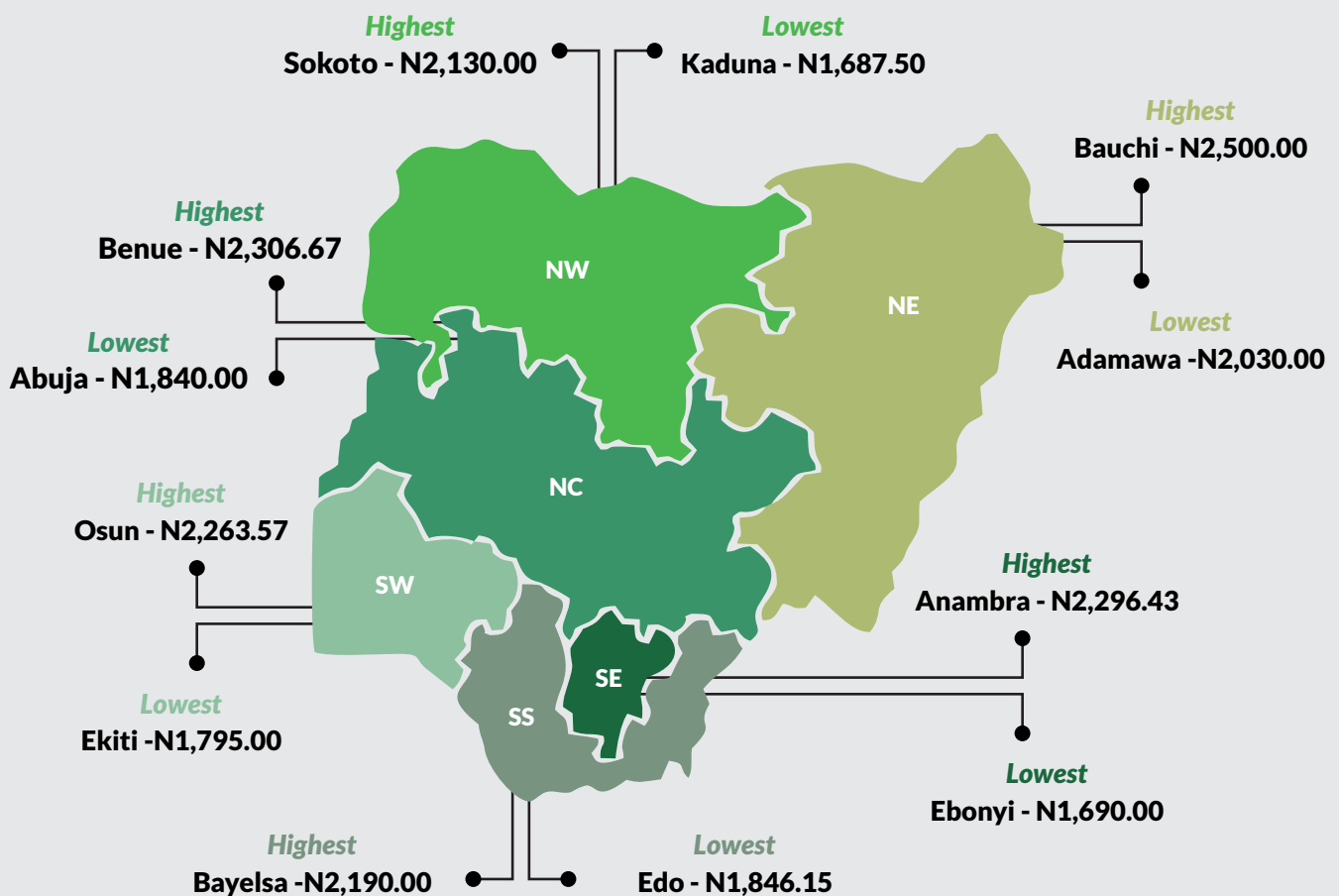

	May-18	YoY	MoM
EKITI	1795.00	-22.1	-1.1
Ebonyi	1690.00	-33.7	-5.2
Kaduna	1687.50	-26.6	-10.9



Liquefied Petroleum Gas (Cooking Gas) Price Watch - May 2018



Average Cooking Gas Prices Across Zones – 5KG Refilling



Liquefied Petroleum Gas (Cooking Gas) Price Watch - May 2018



12 Months Average Prices- 5KG Refilling

June 17	
Average	2215.96
YoY	12.91
MoM	-9.43

July 17	
Average	2226.21
YoY	7.49
MoM	0.46

August 17	
Average	1990.71
YoY	3.25
MoM	-10.58

September 17	
Average	1911.44
YoY	-1.40
MoM	-3.98

May 17	
Average	2446.57
YoY	31.96
MoM	0.75



October 17	
Average	2374.07
YoY	14.86
MoM	24.20

April 18	
Average	2058.19
YoY	-15.24
MoM	-1.55

May 18	
Average	2072.24
YoY	-15.30
MoM	0.68

November 17	
Average	2377.81
YoY	21.16
MoM	0.16

March 18	
Average	2090.64
YoY	-16.16
MoM	-3.03

February 18	
Average	2155.97
YoY	-20.40
MoM	-1.56


January 18	
Average	2190.07
YoY	-14.70
MoM	-3.82

December 17	
Average	2276.96
YoY	13.72
MoM	-4.24

Liquefied Petroleum Gas (Cooking Gas) Price Watch - May 2018



Average Cooking Gas Prices Across States – 12.5KG Refilling



STATES WITH THE HIGHEST AVERAGE PRICES IN MAY 2018



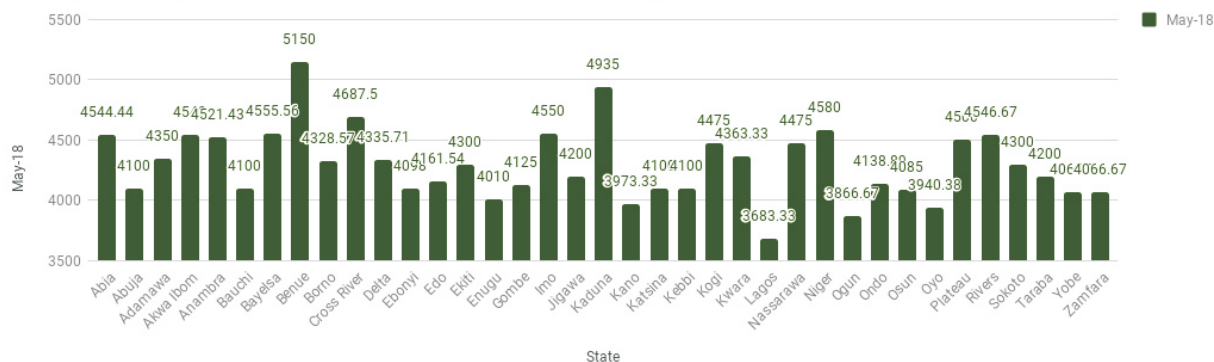
	May-18	YoY	MoM
BENUE	5150.00	-1.9	3.0
KADUNA	4935.00	-1.3	17.0
CROSS RIVER	4687.50	-12.1	2.9

STATES WITH THE LOWEST AVERAGE PRICES IN MAY 2018



	May-18	YoY	MoM
OYO	3940.38	-14.6	-0.2
OGUN	3866.67	-19.4	-2.5
LAGOS	3683.33	-20.3	-1.9

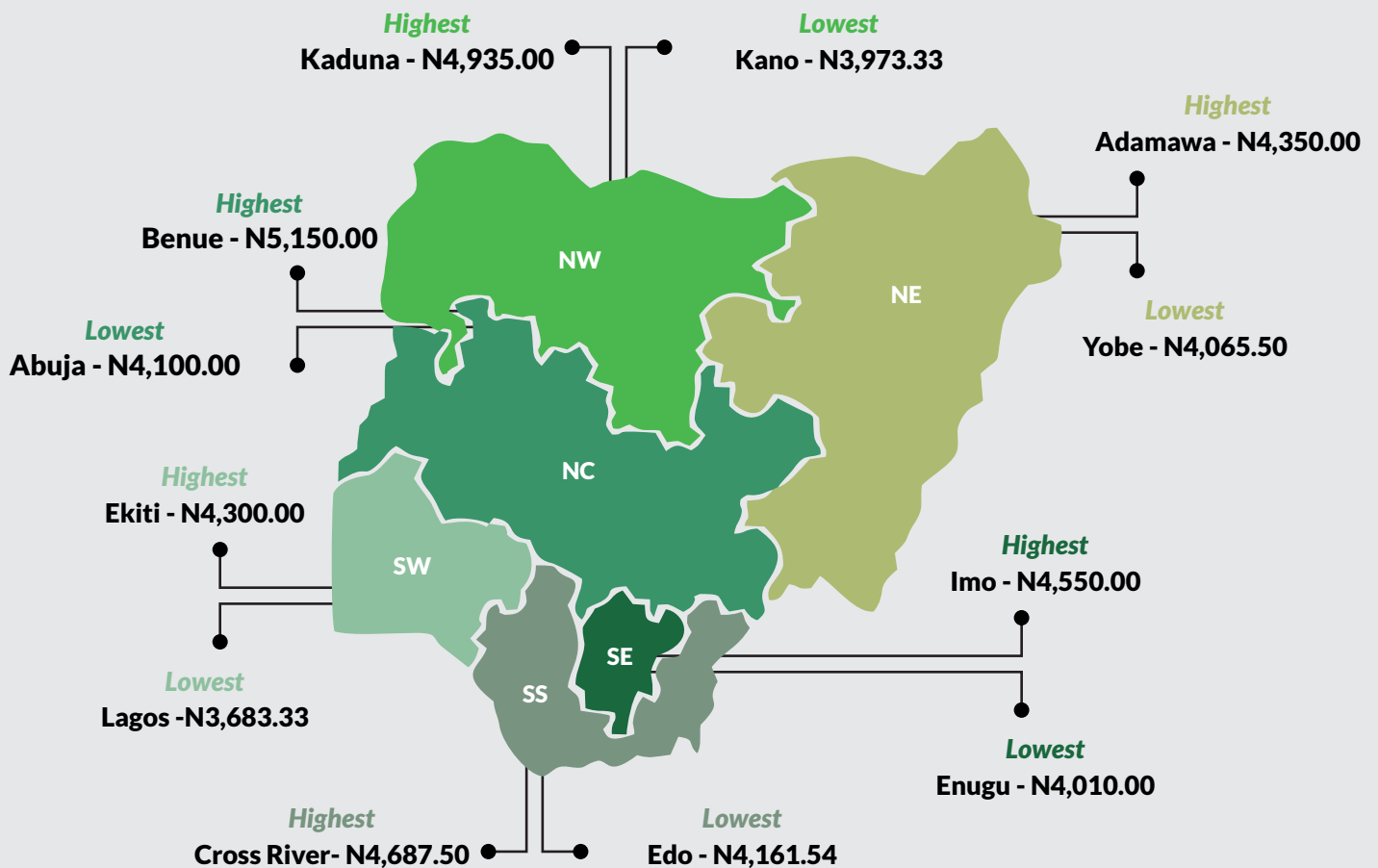

Average Cooking Gas Prices Across States – 12.5KG Refilling



Liquefied Petroleum Gas (Cooking Gas) Price Watch - May 2018



Average Cooking Gas Prices Across Zones - 12.5KG Refilling



Liquefied Petroleum Gas (Cooking Gas) Price Watch - May 2018



12 Months Average Prices- 12.5KG Refilling

June 17	
Average	4474.91
YoY	9.37
MoM	-9.74

July 17	
Average	4374.16
YoY	0.36
MoM	-2.25

August 17	
Average	4042.85
YoY	1.63
MoM	-7.57

September 17	
Average	3937.71
YoY	-3.40
MoM	-2.60

May 17	
Average	4957.88
YoY	33.11
MoM	2.64



October 17	
Average	4561.14
YoY	2.84
MoM	15.83

April 18	
Average	4268.95
YoY	-11.62
MoM	0.36

May 18	
Average	4298.72
YoY	-13.30
MoM	0.70

November 17	
Average	4542.30
YoY	13.10
MoM	-0.41

March 18	
Average	4253.73
YoY	-13.60
MoM	-1.84

February 18	
Average	4333.27
YoY	-18.94
MoM	0.12

January 18	
Average	4327.89
YoY	-21.43
MoM	1.53

December 17	
Average	4262.72
YoY	4.69
MoM	-6.16

GAS FILLING (GAS) PRICE WATCH (JANUARY 2016-MARCH 2018)

STATE LABEL	ITEM LABEL	Year on Year %																									Month on Month %						
		Jan-16	Feb-16	Mar-16	Apr-16	May-16	Jun-16	Jul-16	Aug-16	Sep-16	Oct-16	Nov-16	Dec-16	Jan-17	Feb-17	Mar-17	Apr-17	May-17	Jun-17	Jul-17	Aug-17	Sep-17	Oct-17	Nov-17	Dec-17	Jan-18	Feb-18	Mar-18	Apr-18	May-18	(may 2017-may 2018)	apr 2018-may 2018	
Abia	Gas in medium cylinder(1.e 10kg or 12.5kg)	3935.71	3933.33	3805.36	3875.00	4003.57	3985.71	4125.00	4121.43	4100.00	4654.88	3800.00	4106.25	5150.00	5462.50	4875.00	4900.00	4835.71	4400.00	4564.29	4031.25	3811.11	4712.50	4628.57	4677.78	4360.00	4600.00	4555.56	4400.00	4544.44	-6.0	3.3	
Abuja	Gas in medium cylinder(1.e 10kg or 12.5kg)	3950.00	3883.33	3850.00	3950.00	3800.00	4000.00	4550.00	3950.00	3840.00	3884.34	3850.00	3956.67	5200.00	5100.00	4800.00	5000.00	4860.00	4540.00	4625.00	3920.00	4433.33	4500.00	4250.00	4660.00	4500.00	4120.00	4200.00	4100.00	-15.6	-2.4		
Adamawa	Gas in medium cylinder(1.e 10kg or 12.5kg)	3600.00	3600.00	3750.00	3600.00	3675.00	3800.00	4350.00	3600.00	4000.00	3941.34	3975.00	4062.50	5800.00	5000.00	4900.00	4500.00	5000.00	4900.00	4875.00	3960.00	3800.00	4550.00	4697.25	4000.00	4500.00	4200.00	4000.00	4300.00	4350.00	-13.0	1.0	
Akwa Ibom	Gas in medium cylinder(1.e 10kg or 12.5kg)	3950.00	4133.33	4300.00	4633.33	3934.20	4633.33	4300.00	4966.67	4033.33	4998.00	4250.00	5708.33	5740.00	6000.00	4840.00	4940.00	5100.00	4750.00	4833.33	4100.00	3800.00	4650.00	4475.00	5066.67	4791.67	5000.00	4650.00	4560.00	4540.00	-11.0	-4.2	
Anambra	Gas in medium cylinder(1.e 10kg or 12.5kg)	3554.17	3504.17	3504.17	3651.67	3612.50	4000.00	4295.83	4013.33	3990.00	4288.09	3757.14	4012.50	5620.00	5616.67	5100.00	5071.43	5242.86	4485.71	5090.00	4088.46	3910.00	4692.31	4653.84	4520.00	4764.29	4600.00	4530.77	4466.67	4521.43	-13.8	1.2	
Bauchi	Gas in medium cylinder(1.e 10kg or 12.5kg)	4000.00	3500.00	3750.00	3500.00	3500.00	4000.00	4000.00	3586.00	3586.00	3947.56	4000.00	4000.00	5500.00	5000.00	4833.33	4500.00	5000.00	4550.00	4750.00	4000.00	3900.00	4550.00	4636.2	4200.00	4200.00	3400.00	3000.00	4100.00	-18.0	2.5		
Bayelsa	Gas in medium cylinder(1.e 10kg or 12.5kg)	4000.00	4000.00	4000.00	4050.00	4250.00	4500.00	4250.00	4250.00	4000.00	5133.94	4750.00	4500.00	5250.00	5633.33	5112.50	5081.25	5150.00	4280.00	4245.00	4088.89	3918.18	4400.00	4733.33	4531.25	4533.33	4672.22	4616.67	4566.67	4555.56	-11.5	-3.0	
Benue	Gas in medium cylinder(1.e 10kg or 12.5kg)	3700.00	3962.50	4000.00	3825.00	3975.00	4000.00	4500.00	3950.00	4000.00	3866.71	3815.00	3975.00	5083.33	5500.00	5250.00	5100.00	5250.00	4700.00	4750.00	4100.34	3900.00	4433.33	4400.00	5500.00	4500.00	4966.67	5000.00	5150.00	-1.9	0.2		
Borno	Gas in medium cylinder(1.e 10kg or 12.5kg)	4166.67	3500.00	3500.00	4500.00	4150.00	4112.50	4120.00	4250.00	3920.00	4653.03	4316.67	4550.00	5950.00	5833.33	5020.00	5171.43	5300.00	4357.14	4457.14	4222.22	3900.00	4560.00	4525.00	3966.67	4785.71	4500.00	4150.00	4250.86	4328.57	-18.3	1.8	
Cross River	Gas in medium cylinder(1.e 10kg or 12.5kg)	3663.33	3600.00	3868.75	3850.00	3849.48	4175.00	4355.00	4191.67	3935.68	4886.23	3915.00	3835.00	5675.00	6000.00	5050.00	5120.00	5300.00	4555.56	4631.82	4250.00	3900.00	4616.67	4542.85	4800.00	4600.00	4666.67	4730.00	4555.56	4687.50	-12.1	2.9	
Delta	Gas in medium cylinder(1.e 10kg or 12.5kg)	3525.00	3550.00	3550.00	3650.00	3511.70	4041.67	4575.00	4037.50	3798.45	4362.14	4216.67	3825.00	5933.33	5923.08	4833.33	5041.67	5017.31	4638.46	4392.86	4340.00	3985.71	4646.43	4666.66	4592.86	4413.33	4458.33	4350.00	4353.85	4335.71	-13.6	-0.4	
Ebonyi	Gas in medium cylinder(1.e 10kg or 12.5kg)	3523.57	3588.33	3553.93	3504.17	3570.83	4100.00	4183.33	3795.83	4105.37	4314.31	3741.67	3725.00	5750.00	5500.45	4650.00	4900.00	5041.67	4400.00	4508.33	3842.32	4000.00	4686.36	4495.00	4641.67	4370.00	4110.00	4172.50	4000.50	4098.00	-18.7	2.4	
Edo	Gas in medium cylinder(1.e 10kg or 12.5kg)	3575.00	3750.00	3725.00	3987.50	3600.00	4000.00	4475.00	4366.67	4929.88	4755.14	4200.00	4116.67	5187.50	6000.00	4920.00	4936.36	4892.31	4280.00	3861.54	3896.88	4020.00	4600.00	4487.50	4278.57	4498.75	4407.69	4290.00	4235.71	4161.54	-14.9	-1.8	
Ekiti	Gas in medium cylinder(1.e 10kg or 12.5kg)	3500.00	3800.00	3800.00	3800.00	3594.00	4500.00	4500.00	3798.80	4024.16	3523.05	3500.00	3777.64	5400.00	5033.33	4800.00	4770.00	4800.00	4310.00	3950.00	4033.33	4000.00	4550.00	4430.76	4500.00	4410.95	4340.00	4220.00	4269.23	4300.00	-10.4	0.7	
Enugu	Gas in medium cylinder(1.e 10kg or 12.5kg)	4012.50	3535.00	3508.33	3550.00	3800.00	4500.00	4937.50	3550.00	4549.78	4573.91	4850.00	4766.67	5725.00	5412.50	4730.00	4700.00	4700.00	4406.67	4150.00	3971.43	3970.00	4537.50	4090.00	4310.00	4266.67	4418.82	3988.89	4100.00	4010.00	-14.7	-2.2	
Gombe	Gas in medium cylinder(1.e 10kg or 12.5kg)	3500.00	3500.00	3500.00	3500.00	3500.00	4000.00	4500.00	3500.00	4638.32	3929.21	3800.00	3700.00	5333.33	5500.00	5033.33	5000.00	5000.00	5000.00	4806.67	4300.00	4000.00	4550.00	4680.33	3375.00	4611.20	4437.50	4333.33	4100.00	4125.00	-17.5	3.1	
Imo	Gas in medium cylinder(1.e 10kg or 12.5kg)	3550.00	3566.67	3537.50	3583.33	3575.00	4333.33	4750.00	4550.00	4589.91	3944.31	3992.50	3998.00	5794.29	5340.00	5033.33	4975.00	5125.00	4760.00	4687.00	4162.50	4000.00	4571.43	4660.00	4771.43	4537.50	4562.50	4618.75	4571.43	4550.00	-11.2	-0.5	
Jigawa	Gas in medium cylinder(1.e 10kg or 12.5kg)	4666.67	4500.00	3995.00	4866.67	4833.33	4200.00	4566.67	4500.00	4805.06	5603.77	4750.00	5666.67	5166.67	5000.00	4800.00	4700.00	5000.00	4200.00	4200.55	4300.00	3900.00	4550.00	4564.1	4200.00	4200.00	4100.00	4300.00	4100.00	4200.00	-16.0	2.4	
Kaduna	Gas in medium cylinder(1.e 10kg or 12.5kg)	3833.33	3600.00	3800.00	3850.00	3600.00	4000.00	4350.00	3700.00	3855.60	4213.13	4034.00	4000.00	5000.00	5333.33	4800.00	4880.00	5000.00	4166.67	4316.67	4233.33	3933.33	4500.00	4450.00	4000.00	4250.00	4000.00	4185.00	4218.75	4935.00	-17.0	3.0	
Kano	Gas in medium cylinder(1.e 10kg or 12.5kg)	3650.00	3550.00	3685.00	3600.00	3650.00	4080.00	3820.00	3837.40	4761.77	3825.00	4000.00	5250.00	4900.00	4650.00	4500.00	5000.00	4200.00	4100.00	4000.00	4033.33	4400.00	4510.00	4393.13	4400.00	4325.00	4375.00	4103.33	3973.33	-20.5	-1.2		
Katsina	Gas in medium cylinder(1.e 10kg or 12.5kg)	3562.50	3500.00	3515.87	3567.61	3518.06	4000.00	3826.67	3805.00	3905.58	4218.38	3555.56	3650.00	5972.22	4950.00	4714.29	4671.43	4600.00	4260.00	4016.67	3933.33	4020.00	4650.00	4587.50	4000.00	4000.78	4075.00	4133.33	4000.00	4100.00	-10.9	2.5	
Kebbi	Gas in medium cylinder(1.e 10kg or 12.5kg)	3650.00	3500.00	3800.00	3625.00	3550.00	4000.00	4983.33	4025.00	3537.40	4740.74	3633.33	3650.00	5625.00	6000.00	4887.50	4833.33	5375.00	4400.00	4265.00	4250.00	4000.00	4420.00	4380.00	3966.67	3750.00	4000.00	4168.75	4000.00	4100.00	-23.7	2.5	
Kogi	Gas in medium cylinder(1.e 10kg or 12.5kg)	3512.50	3583.33	3543.75	3550.00	3560.00	4000.00	4025.00	3980.00	3547.76	4059.08	3879.17	3990.00	5000.00	5000.00	4912.50	4825.00	4744.44	4325.00	4350.00	4287.50	3950.00	4631.25	4625.71	4533.33	4780.00	4816.67	4280.00	4550.00	4475.00	-5.7	-1.6	
Kwara	Gas in medium cylinder(1.e 10kg or 12.5kg)	3550.63	3522.50	3568.75	3591.43	3579.17	4000.00	4368.75	3839.38	3566.85	4346.31	3501.11	3842.78	5902.50	5500.00	4950.00	4550.00	4650.00	4300.00	4250.11	3625.00	3816.67	4650.00	4666.66	3566.67	3966.67	4000.00	4000.00	4550.00	4363.33	-6.2	-4.1	
Lagos	Gas in medium cylinder(1.e 10kg or 12.5kg)	3501.67	3527.50	3503.33	3700.00	3503.33	4000.00	3950.00	3675.00	3991.32	4709.50	3775.00	3941.56	5750.00	4797.22	4676.19	4610.53	4621.88	4333.33	3894.12	3578.95	3994.12	4581.82	4600.00	3706.25	3653.85	3727.78	3768.00	3752.94	3683.33	-20.3	-1.9	
Nassarawa	Gas in medium cylinder(1.e 10kg or 12.5kg)	3533.33	3525.00	3552.86	3514.29	3573.57	4000.00	3800.00	3950.00	3507.50	3560.88	3936.00	3602.08	3624.40	5427.78	5375.00	5150.00	4928.57	5016.67	4680.00	4650.00	4220.00	3850.00	4359.38	4404.33	4385.00	4520.00	4433.33	4460.00	4514.29	4475.00	-10.8	-0.9
Niger	Gas in medium cylinder(1.e 10kg or 12.5kg)	3516.67	3650.00	3500.00	3625.00	3566.67	4000.00	4928.57	3962.50	3653.60	4986.76	3875.00	4000.00	5650.00	5000.00	4962.50	4666.67	4800.00	4400.00	4300.32	4225.00	3910.00	4475.00	4516.66	4675.00	4690.33	4500.00	4625.00	4583.33	4580.00	-4.6	-0.1	
Ogun	Gas in medium cylinder(1.e 10kg or 12.5kg)	3504.17	3750.00	3741.67	3700.00	3850.00	4000.00	4275.00	4100.00	3894.40	4185.38	4100.00	4010.00	5030.00	4777.78	4636.36	4654.55	4800.00	4233.33	3981.25	4075.00	3856.25	4600.00	4676.36	4000.00	4000.00	3798.89	3933.33	3966.67	3866.67	-19.4	-2.5	
Ondo	Gas in medium cylinder(1.e 10kg or 12.5kg)	3500.00	3500.00	3500.00	3587.20	3786.00	4500.00	3500.00	4619.99	4627.95	4482.00	3786.00	5900.00	4902.50	4808.33	4892.86	4911.11	4383.33	4343.75	4002.78	3929.17	4550.00	4457.50	4196.88	4000.00	4214.71	4110.94	4154.17	4138.89	-15.7	-0.4		
Osun	Gas in medium cylinder(1.e 10kg or 12.5kg)	3500.00	3595.45	3750.00	3500.00	3500.00	4000.00	4850.00	4000.00	4376.49	4168.06	4200.00	4300.00	5200.00	5233.33	4862.50	4900.00	4837.50	4282.50	4059.09	3711.11	3933.33	4550.00	4395.00	3985.71	3800.00	4050.00	3973.08	4093.				

GAS FILLING (GAS) PRICE WATCH (JANUARY 2016-MARCH 2018)

STATE LABEL	ITEM LABEL	Jan-16	Feb-16	Mar-16	Apr-16	May-16	Jun-16	Jul-16	Aug-16	Sep-16	Oct-16	Nov-16	Dec-16	Jan-17	Feb-17	Mar-17	Apr-17	May-17	Jun-17	Jul-17	Aug-17	Sep-17	Oct-17	Nov-17	Dec-17	Jan-18	Feb-18	Mar-18	Apr-18	May-18	Year on Year % (may 2017-may 2018)	Month on Month % apr 2018-may 2018	
Abia	Gas in small cylinder (1.e 5kg) refilling	1657.86	1658.33	1730.95	1745.00	1657.14	1842.86	2133.33	1864.29	1835.71	2162.36	1814.29	1834.29	2591.67	3000.00	2362.50	2466.67	2533.33	2112.50	2357.14	1771.43	1962.50	2356.25	2177.77	2128.57	2125.00	2088.89	2016.67	2156.25	2018.75	-20.3	-6.4	
Abuja	Gas in small cylinder (1.e 5kg) refilling	1900.00	1833.33	1800.00	1883.33	1800.00	1850.00	2050.00	1800.00	1870.00	1921.90	1805.00	1866.67	2800.00	2780.00	2600.00	2380.00	2500.00	2040.00	2150.00	1740.00	2040.00	2400.00	2000.00	2100.00	2060.00	1820.00	1760.00	1800.00	1840.00	-26.4	2.2	
Adamawa	Gas in small cylinder (1.e 5kg) refilling	1900.00	1900.00	1750.00	1800.00	1800.00	1800.00	2150.00	1750.00	1843.75	1817.66	1800.00	1825.00	2550.00	2500.00	2700.00	2500.00	2400.00	2390.00	2375.00	1720.00	2000.00	2350.00	2330.00	2275.00	2000.00	2000.00	2000.00	2012.50	2030.00	-15.4	0.9	
Akwai Ibom	Gas in small cylinder (1.e 5kg) refilling	1712.50	1983.33	2066.67	2133.33	1705.65	2033.33	2166.67	1850.00	1850.00	1814.69	1816.67	1933.33	2520.00	3000.00	2530.00	2380.00	2590.00	2241.67	2158.33	2214.29	2028.57	2328.57	2395.00	2207.14	2350.00	2300.00	2057.14	2130.00	1946.67	-24.8	-8.6	
Anambra	Gas in small cylinder (1.e 5kg) refilling	1725.00	1666.67	1666.67	1747.50	1766.67	2070.00	2079.17	2198.33	1895.00	2209.71	2235.71	2163.33	2580.00	2800.00	2516.67	2471.43	2557.14	2228.57	2300.00	2207.69	2010.00	2346.15	2457.14	2220.00	2442.86	2364.29	2271.43	2204.17	2296.43	-10.2	4.2	
Bauchi	Gas in small cylinder (1.e 5kg) refilling	1900.00	1900.00	1850.00	2000.00	1850.00	2100.00	1900.00	1944.60	2000.00	2000.00	2500.00	2500.00	2416.67	2350.00	2400.00	2400.00	2175.00	2400.00	2000.00	2000.00	2500.00	2316.4	2200.00	2250.00	2200.00	2400.00	2200.00	2500.00	2500.00	4.2	13.6	
Bayelsa	Gas in small cylinder (1.e 5kg) refilling	1900.00	1900.00	1800.00	1900.00	1900.00	1984.00	2000.00	1850.00	1925.00	1914.37	2250.00	2200.00	2550.00	3000.00	2600.00	2500.00	2568.18	2301.00	2240.00	2022.73	1930.00	2400.00	2200.00	2100.00	2072.22	2000.00	2091.67	2100.00	2190.00	-14.7	4.3	
Benue	Gas in small cylinder (1.e 5kg) refilling	1977.50	1900.00	1900.00	1900.00	1900.00	2033.33	2050.00	1883.83	1833.33	2082.14	2270.00	2262.50	2500.00	2700.00	2400.00	2350.00	2450.00	2300.00	2200.00	1800.00	2000.00	2328.57	2740.00	2666.67	2300.00	2100.00	2366.67	2100.00	2306.67	-5.9	9.8	
Borno	Gas in small cylinder (1.e 5kg) refilling	1850.00	1800.00	2030.00	1866.67	1838.60	2090.00	2075.00	2035.00	1840.00	2438.88	2364.29	2070.00	2511.11	2825.00	2650.00	2500.00	2228.57	2337.50	2228.57	2214.29	2155.56	1914.29	2372.50	2540.00	2300.00	2688.89	2500.00	2487.50	2428.57	2428.57	-3.9	0.0
Cross River	Gas in small cylinder (1.e 5kg) refilling	1800.00	1891.67	1800.00	1816.67	1894.00	1850.00	2050.00	1833.33	1888.02	2059.12	1815.00	1840.00	2600.00	3000.00	2511.11	2440.00	2550.00	2272.22	2245.45	2133.33	2008.33	2394.44	2262.50	2093.75	2145.00	2150.00	2155.00	2100.00	2112.50	-17.2	0.6	
Delta	Gas in small cylinder (1.e 5kg) refilling	1858.33	1812.50	1816.25	1812.50	1852.50	1850.00	2150.00	2112.50	1846.69	2398.22	1820.00	1808.33	2636.36	2984.62	2500.00	2375.00	2453.85	2076.92	1771.43	1878.67	1892.86	2406.25	2542.85	2320.00	2020.00	2150.00	1900.00	2000.00	2175.71	-11.3	8.8	
Ebonyi	Gas in small cylinder (1.e 5kg) refilling	1780.00	1700.00	1733.33	1760.00	1735.00	1775.00	2187.50	1845.83	2179.22	2239.62	1883.33	2225.00	2562.50	2880.34	2400.00	2387.50	2550.00	2167.50	2225.00	1866.67	1883.33	2300.00	2525.00	2350.00	2000.00	2233.33	1860.00	1870.00	1783.33	1690.00	-33.7	-5.2
Edo	Gas in small cylinder (1.e 5kg) refilling	1750.00	1766.67	1787.50	1737.50	1700.00	1850.00	2137.50	1862.50	2171.01	2262.03	1816.67	1983.33	2500.00	3030.77	2560.00	2383.33	2525.00	2186.67	2264.29	2240.63	1893.33	2380.00	2550.00	2236.67	2146.88	2085.71	2194.74	2200.00	1846.15	-26.9	-16.1	
Ekiti	Gas in small cylinder (1.e 5kg) refilling	1800.00	1800.00	1800.00	1800.00	1788.80	2000.00	2000.00	2000.00	1859.89	1859.60	1825.00	1948.06	2500.00	2416.67	2580.00	2477.78	2305.00	2070.83	2075.00	1745.45	1893.75	2350.00	2262.50	2062.50	2066.67	1950.00	1895.00	1815.63	1795.00	-22.1	-1.1	
Enugu	Gas in small cylinder (1.e 5kg) refilling	1712.50	1712.50	1720.83	2000.00	2000.00	2000.00	2000.00	1825.00	2044.95	2025.75	1900.00	1923.33	2533.33	2944.44	2570.00	2480.00	2562.50	2210.00	2200.00	1933.33	1775.56	2350.00	2563.00	2400.00	2115.56	2215.00	2185.56	2098.33	1838.57	-28.3	-12.4	
Gombe	Gas in small cylinder (1.e 5kg) refilling	1700.00	1700.00	1700.00	1700.00	1700.00	2000.00	2000.00	1700.00	2123.52	1940.43	2000.00	1900.00	2500.00	2500.00	2650.00	2500.00	2600.00	2250.00	2300.00	2050.00	2050.00	2350.00	2150.00	2200.00	2000.00	2300.00	2150.00	2100.00	2500.00	-3.9	19.0	
Imo	Gas in small cylinder (1.e 5kg) refilling	1750.00	1950.00	1825.00	1820.00	1800.00	2010.00	2250.00	2150.00	2168.20	1894.97	2250.00	1987.75	2542.86	2700.00	2500.00	2500.00	2537.50	2340.00	2320.00	2155.56	1850.00	2342.86	2150.00	2557.14	2233.33	2171.43	1985.71	1833.33	1825.00	-28.1	-0.5	
Jigawa	Gas in small cylinder (1.e 5kg) refilling	1800.00	1800.00	1800.00	1950.00	1950.00	2000.00	1970.00	1970.68	1970.00	1970.70	1970.00	2000.00	2500.00	2500.00	2500.00	2500.00	2450.00	2350.00	2200.00	1800.00	1775.00	2400.00	2256	2100.00	2180.00	2133.33	1950.00	1812.50	1950.00	-20.4	7.6	
Kaduna	Gas in small cylinder (1.e 5kg) refilling	1900.00	1900.00	1800.00	1750.00	1833.33	2000.00	2250.00	1866.67	1826.00	2155.24	1880.00	2200.00	2566.67	2500.00	2250.00	2500.00	2300.00	2000.00	2145.00	2175.00	1750.00	2400.00	2450.00	2200.00	2000.00	2100.00	1966.67	1893.75	1687.50	-26.6	-10.9	
Kano	Gas in small cylinder (1.e 5kg) refilling	2000.00	1950.55	1950.00	1950.00	1950.00	2150.00	2000.00	1900.00	1994.00	2162.08	1975.00	2200.00	2750.00	2500.00	2350.00	2500.00	2300.00	2116.67	2200.00	1800.00	1750.00	2400.00	2550.00	2242.35	2250.00	2000.00	2033.33	1925.00	1800.00	-21.7	-6.5	
Katsina	Gas in small cylinder (1.e 5kg) refilling	1801.79	1838.89	1835.71	1840.00	1833.33	2200.00	2093.75	1970.83	1927.60	2046.37	1923.96	1944.44	2572.22	2500.00	2278.57	2383.33	2300.00	2250.00	2375.00	1960.00	1757.14	2412.50	2511.11	2200.00	1866.67	2135.71	2050.00	1971.43	1900.00	-17.4	-3.6	
Kebbi	Gas in small cylinder (1.e 5kg) refilling	1900.65	2000.00	1900.00	1891.67	1883.33	2200.00	2250.00	1925.00	1876.20	2007.79	1916.67	2000.00	2575.00	3000.00	2500.00	2425.00	2350.00	2400.00	2370.00	2150.00	1850.00	2400.00	2375.00	2500.00	2000.00	2145.50	2075.00	2050.33	2125.00	-9.6	3.6	
Kogi	Gas in small cylinder (1.e 5kg) refilling	1851.67	1803.13	1812.50	1900.00	1875.00	1975.00	2000.00	1855.00	1869.10	2080.31	1845.83	2130.00	2592.86	2650.00	2448.00	2392.86	2531.25	2005.00	2100.98	2014.29	1875.00	2400.00	2100.00	2400.00	2380.00	2264.29	2230.00	2207.14	1987.50	-21.5	-10.0	
Kwara	Gas in small cylinder (1.e 5kg) refilling	1868.75	1818.75	1894.44	1816.67	1837.50	1875.00	2092.86	1858.33	1831.75	1962.92	1940.00	1912.50	2527.27	2800.00	2533.33	2300.00	2500.00	2200.00	2133.33	2000.00	1850.00	2400.00	2550.00	2400.00	2270.00	2180.00	2100.00	2150.00	2163.33	-13.5	-6.0	
Lagos	Gas in small cylinder (1.e 5kg) refilling	1835.71	1881.25	1858.33	2000.00	1825.00	1875.00	2022.22	1933.33	1919.30	2103.46	1813.89	1900.00	2650.00	2425.00	2457.89	2366.67	2347.06	2250.00	2135.77	1889.47	2031.58	2400.00	2502.50	2344.12	2290.48	2190.00	2193.00	2113.89	1910.00	-18.6	-9.6	
Nassarawa	Gas in small cylinder (1.e 5kg) refilling	1854.17	1860.71	1852.98	1814.88	1849.29	1875.00	2050.00	1868.75	1843.49	2126.67	1865.63	1865.00	2594.12	2860.00	2583.33	2500.00	2516.67	2350.00	2225.00	2140.00	1887.50	2400.00	2150.00	2125.00	2020.00	2050.00	2066.67	2020.00	2100.00	-16.6	4.0	
Niger	Gas in small cylinder (1.e 5kg) refilling	2000.00	2000.00	1800.00	1800.00	1800.00	2000.00	2050.00	1962.50	1893.60	2055.24	1875.00	1966.67	2550.00	2800.00	2512.50	2500.00	2500.00	2000.00	2343.75	2150.00	1900.00	2400.00	2225.00	2250.00	2140.00	1950.00	1975.00	2000.00	1960.00	-21.6	-2.0	
Ogun	Gas in small cylinder (1.e 5kg) refilling	2008.33	1950.00	1875.00	1800.00	1800.00	2000.00	1900.00	1845.00	1893.20	2192.82	1833.33	1833.33	2555.56	2450.00	2480.00	2371.43	2300.00	2231.25	2241.													

Methodology

Field work is done solely by over 700 NBS Staff in all States of the federation supported by supervisors who are monitored by internal and external observers.

Fuel Prices are collected across all the 774 local governments across all States and the FCT from over 10,000 respondents and locations and reflect actual prices households state they actually bought those fuels together with the prices reportedly sold by the fuel suppliers.

The average of all these prices is then reported for each state and the average for the country is the average for the state.

NBS audit team subsequently conducts randomly selected verification of prices recorded.

Acknowledgements/Contacts

Acknowledgements

We acknowledge our technical partners, Proshare in the design, concept and production of this publication.





Contact Us

 @nigerianstat

 NBSNigeria

 www.nigerianstat.gov.ng

 **Head Office Address**
Plot 762, Independence Avenue, Central
Business District, FCT, Abuja Nigeria.

 +234 803 386 5388

 feedback@nigerianstat.gov.ng