



NATIONAL BUREAU OF STATISTICS

Premium Motor Spirit (Petrol) Price Watch

(APRIL 2018)

Report Date: May 2018

Data Source: National Bureau of Statistics (NBS)



Contents

Executive Summary	1
Average PMS Prices Across States	2
Average PMS Prices Across Zones	3
12 Months Average Prices	4
Appendix - Tables	5
Methodology	6
Acknowledgment and Contact	7

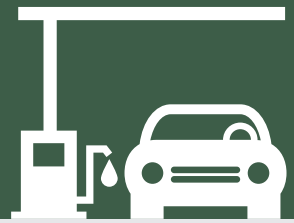
Executive Summary

Average price paid by consumers for premium motor spirit (petrol) increased by 1.0% year-on-year and -7.3% month-on-month to N151.4 in April 2018 from N163.4 in March 2018.

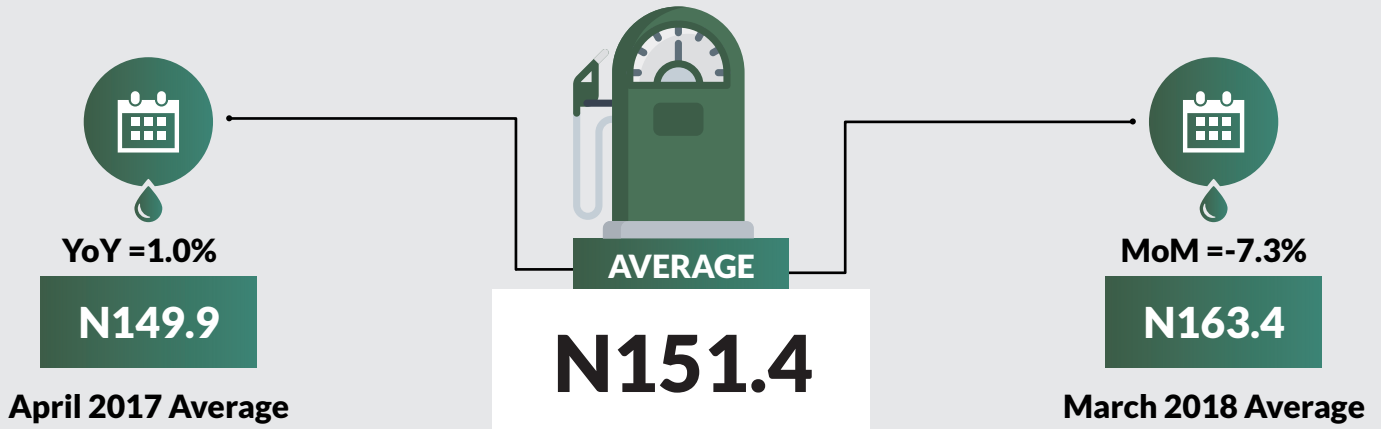
States with the highest average price of premium motor spirit (petrol) were Kebbi (N163.71), Kogi (N160.79) & Jigawa (N160.46).

States with the lowest average price of premium motor spirit (petrol) were Plateau (N145.00), Abuja (N144.95) & Bauchi (N144.17).

Premium Motor Spirit (Petrol) Price Watch - April 2018



Average PMS Prices Across States



STATES WITH THE HIGHEST AVERAGE PRICES IN APRIL 2018



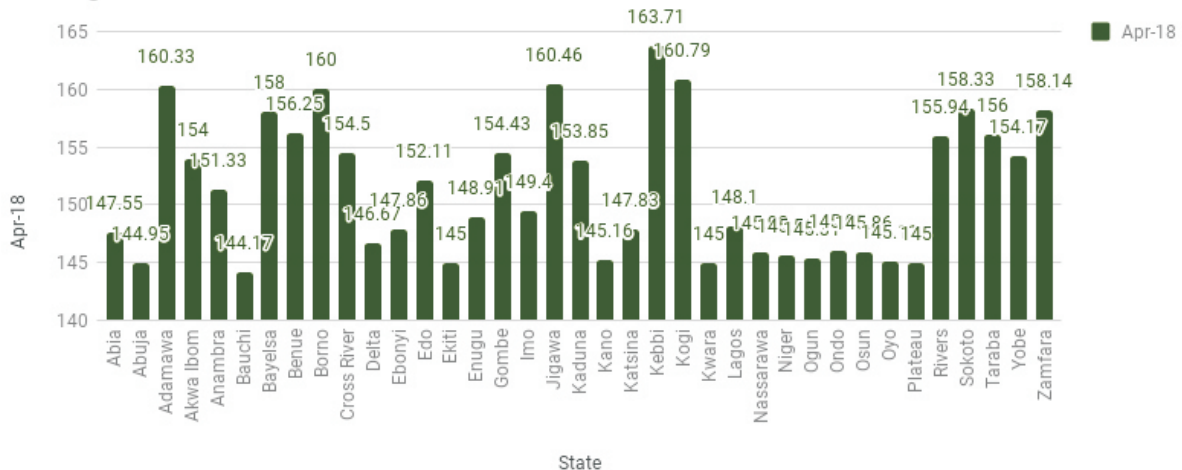
	April-18	YoY%	MoM%
KEBBI	163.71	2.0	-7.8
KOGI	160.79	9.8	-1.6
JIGAWA	160.46	10.2	-11.3

STATES WITH THE LOWEST AVERAGE PRICES IN APRIL 2018

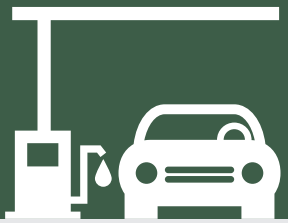


	April-18	YoY%	MoM%
PLATEAU	145.00	-1.0	-8.1
ABUJA	144.95	0.0	0.0
BAUCHI	144.17	-4.2	-1.0

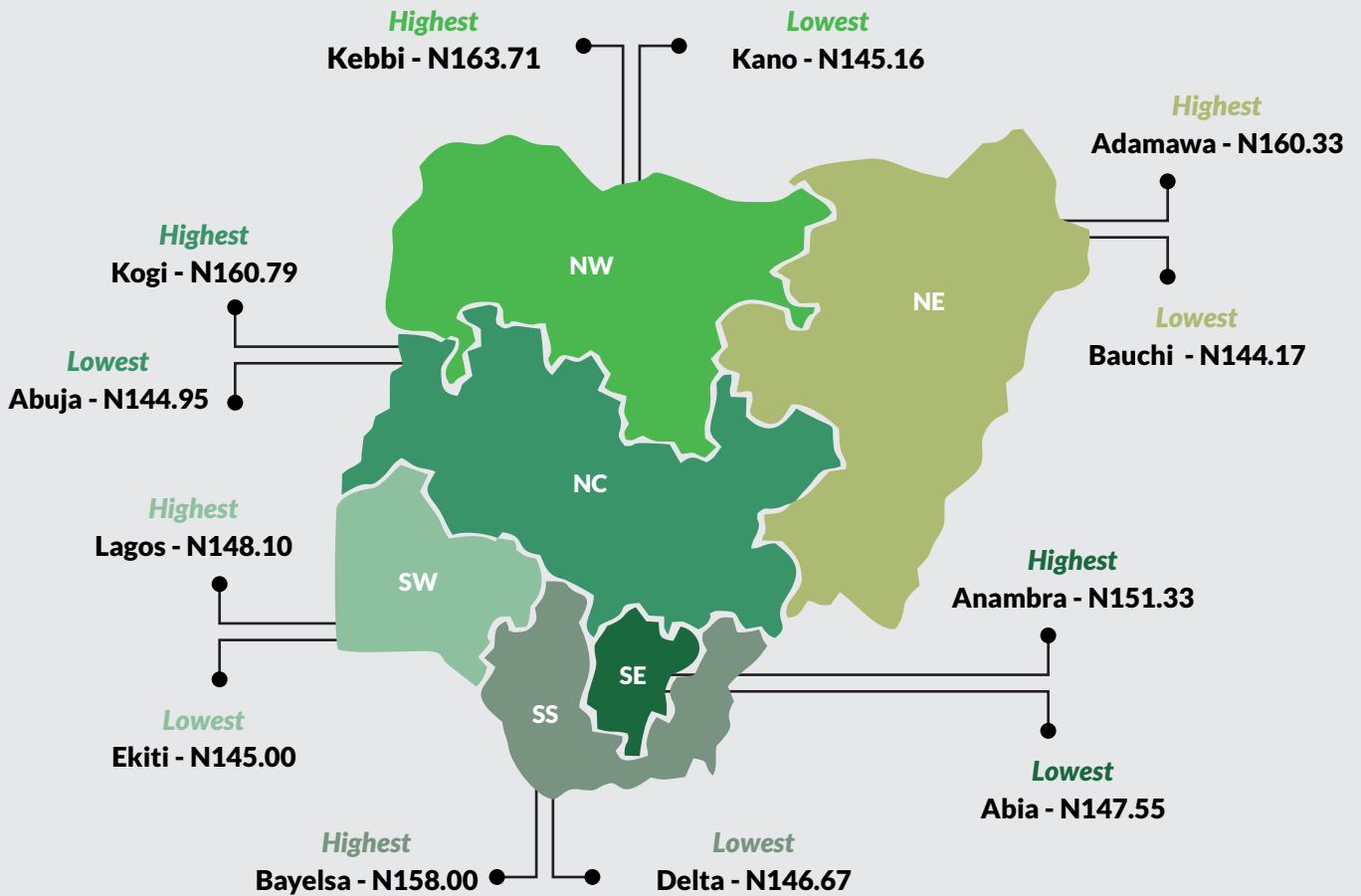

Average PMS Prices Across States



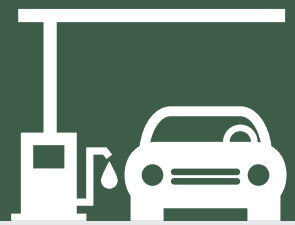
Premium Motor Spirit (Petrol) Price Watch - April 2018



Average PMS Prices Across Zones



Premium Motor Spirit (Petrol) Price Watch - April 2018



12 Months Average Prices

May 2017	
Average	150.7
YoY	0.3
MoM	0.5


June 2017	
Average	150.3
YoY	1.2
MoM	-0.3

July 2017	
Average	148.2
YoY	0.3
MoM	-1.4

August 2017	
Average	144.4
YoY	-1.9
MoM	-2.5

April 2017	
Average	149.9
YoY	-7.9
MoM	0.3

September 2017	
Average	144.5
YoY	-1.2
MoM	0.1



March 2018	
Average	163.4
YoY	9.4
MoM	-5.3

April 2018	
Average	151.4
YoY	1.0
MoM	-7.3

October 2017	
Average	146.0
YoY	0.1
MoM	1.0

February 2018	
Average	172.5
YoY	15.1
MoM	-9.6

January 2018	
Average	190.9
YoY	28.4
MoM	11.1

December 2017	
Average	171.8
YoY	17.1
MoM	18.0

November 2017	
Average	145.6
YoY	-0.7
MoM	-0.3

AVERAGE PETROL/ PREMIUM MOTOR SPIRIT

PRICES PER LITRE NGN																								Year on Year%	Month on Month %					
State	Jan-16	Feb-16	Mar-16	Apr-16	May-16	Jun-16	Jul-16	Aug-16	Sep-16	Oct-16	Nov-16	Dec-16	Jan-17	Feb-17	Mar-17	Apr-17	May-17	Jun-17	Jul-17	Aug-17	Sep-17	Oct-17	Nov-17	Dec-17	Jan-18	Feb-18	Mar-18	Apr-18	(April 2017-April 2018)	mar 2018-apr 2018
Abia	129.3	112.2	148.1	191.7	149.3	147.9	152.3	147.2	147.1	148.3	146.8	147.1	148.6	147.5	150.4	148.5	151.9	149.7	147.0	144.7	144.5	147.86	147.50	220.40	227.50	191.13	164.50	147.55	-0.6	-10.3
Abuja	99.6	92.7	104.9	107	145	145	145	145	143.3	146.3	144.6	145	144.2	145.0	145.0	145.0	145.0	145.0	145.0	143.5	142.0	144.00	144.00	146.53	160.00	145.00	145.00	144.95	0.0	0.0
Adamawa	93.5	111.7	133.5	138.5	145	156.7	145	145	145	145	146.3	145	145	145.0	153.3	156.7	160.0	162.5	160.0	144.0	143.0	146.67	145.00	170.00	170.00	150.00	173.00	160.33	2.3	-7.3
Akwa Ibom	120	102.5	148	180	146.3	145.7	157.8	146	142.5	146.3	145.9	143.8	145.9	150.0	149.3	147.5	149.4	149.6	145.0	144.6	143.3	146.00	150.33	166.50	201.25	183.89	164.00	154.00	4.4	-6.1
Anambra	119.8	100.4	136.5	193.9	147.1	145.5	147.3	149.6	144.5	145.9	145.2	147.9	145.7	147.3	148.0	147.7	147.9	148.3	147.1	144.6	144.1	145.71	145.86	210.00	211.67	183.67	166.88	151.33	2.4	-9.3
Bauchi	117.3	94.2	156.7	128.6	151.3	145	145.1	146.4	146.7	145	148.9	147.2	149.2	148.9	147.8	150.5	147.5	152.5	145.4	145.0	144.6	147.38	144.90	159.75	186.88	151.00	145.57	144.17	-4.2	-1.0
Bayelsa	96.1	120.1	146	186.3	161.7	152.2	165.7	164.3	147.2	147.3	146	151.5	153.3	155.0	161.3	159.1	153.5	160.4	145.0	144.8	147.1	147.08	150.50	172.69	187.14	206.82	178.00	158.00	-0.7	-11.2
Benue	121.7	104.8	131.7	134.5	162.3	146	148.3	145	146.4	145.9	148.7	145	145.5	157.5	152.5	155.0	158.2	151.3	159.1	143.5	143.6	150.83	145.50	172.67	223.33	155.00	153.53	156.25	0.8	1.8
Borno	96.4	87.9	87	179.3	152.1	173	144.3	143.8	148.5	147.2	144	145	164.1	157.1	151.0	160.5	160.0	152.9	160.5	144.5	144.4	145.23	147.00	159.44	185.48	200.29	169.55	160.00	-0.3	-5.6
Cross River	115.2	116.7	160.4	167.8	157.5	151.7	152.2	144.6	154.6	146.4	150.4	148.8	145	150.9	148.1	147.8	149.6	148.4	145.0	143.4	144.0	148.40	145.00	207.14	175.38	187.63	174.50	154.50	4.5	-11.5
Delta	98.5	87.5	132.1	178.1	147.9	145.6	144.8	144.9	143.7	144.6	145.9	144.8	145.4	144.8	145.0	145.9	145.0	145.8	145.0	144.7	144.6	145.00	145.86	175.00	202.65	170.71	171.50	146.67	0.5	-14.5
Ebonyi	132.1	104.5	155	166.4	165	151.7	147.1	147.9	147.6	147	147.2	148.6	156.5	156.7	152.1	157.5	152.5	156.4	147.9	144.3	145.5	148.57	148.57	162.50	220.65	178.13	160.83	147.86	-6.1	-8.1
Edo	100.3	86.5	129.7	194.3	146.3	145	145	145	145	145	145	145.5	147	148.1	149.6	150.3	145.3	145.0	145.0	144.8	144.9	145.06	145.75	170.00	220.00	190.31	172.11	152.11	1.2	-11.6
Ekiti	106.1	96.6	127.5	202.8	156.4	145.3	145.2	144.7	144.6	145	144.9	144.9	144.6	145.0	145.0	145.0	145.0	145.0	145.0	144.7	143.1	143.73	146.17	146.00	160.24	181.18	173.89	145.00	0.0	-16.6
Enugu	128.3	101.4	144.6	178.1	149.4	150.4	145.5	150	148.7	145.8	147.1	150	148.3	150.2	154.5	152.9	152.0	154.5	149.0	145.0	145.8	147.17	145.00	200.50	183.12	163.86	169.13	148.91	-2.6	-12.0
Gombe	99.9	97.4	151.7	182.2	149.4	149.4	145	148.3	145.6	144.7	145	145	145	145.0	145.0	152.7	172.5	167.5	152.7	144.0	145.0	144.80	145.00	160.00	157.73	153.50	154.13	154.43	1.1	0.2
Imo	131	102.2	144	203.5	147.2	146.1	145.9	145.9	146.1	145.9	145.7	144.6	149.1	149.5	148.9	148.8	147.6	147.4	143.4	145.1	147.75	144.40	160.59	172.92	200.83	173.86	149.40	149.40	0.3	-14.1
Jigawa	104.7	98.8	143.1	170.6	145.3	145.4	145	144.7	144.5	146.5	144.3	144.5	151	147.9	148.3	145.6	147.3	145.8	145.7	143.9	145.2	143.80	145.50	165.00	200.26	150.14	180.93	160.46	10.2	-11.3
Kaduna	95.7	90.6	139.8	146.3	144.6	145.6	142	152.3	151.8	145.9	147.6	145	148.3	145.6	153.0	145.0	148.7	148.8	145.0	144.8	145.5	144.83	145.00	162.81	215.91	165.86	147.29	153.85	6.1	4.5
Kano	99.1	90.4	124.3	165.1	145	145	144.6	145	145	146	145.6	148.5	145.8	145.0	145.0	147.9	145.4	145.3	145.0	144.2	144.6	144.27	144.93	165.00	182.14	155.00	147.19	145.16	-1.9	-1.4
Katsina	95.5	88	155.6	129.4	148.4	144.9	144.8	144.5	144.7	144.8	143.8	145.5	147.8	145.6	145.9	145.8	145.0	150.3	145.0	144.4	144.1	143.73	144.08	160.00	209.32	160.15	156.67	147.83	1.4	-5.6
Kebbi	117.1	111.8	139.8	165.2	147.3	151	152.8	153.2	148	146.6	149.3	151.5	146.9	154.4	153.8	160.5	157.9	157.1	145.0	145.0	145.6	148.55	145.00	210.08	181.33	200.25	177.65	163.71	2.0	-7.8
Kogi	127.1	111.3	148.5	182	148.5	148.9	146	155	150.4	147.3	146.5	150	144.7	152.0	154.0	146.5	148.9	148.9	146.7	144.6	144.6	146.67	145.00	200.00	152.83	194.81	163.33	160.79	9.8	-1.6
Kwara	112.6	98.8	134.3	189.6	156.7	151.9	148.8	145	146.5	145	149.1	151.6	145.2	145.7	145.0	148.8	153.0	145.5	145.9	145.0	144.1	145.75	145.00	170.00	206.18	156.25	160.00	145.00	-2.5	-9.4
Lagos	91.1	87	90.1	92.6	144.8	145	145	145	144.3	144.9	144.3	144.3	152.1	144.9	147.5	147.9	145.0	145.7	145.3	143.3	143.2	144.33	144.33	149.87	161.43	145.00	155.25	148.10	0.1	-4.6
Nassarawa	120.5	99.1	166.7	172	160.6	151.7	155.4	154.4	147	148.5	148.6	150	145.1	147.0	145.9	149.7	148.1	146.1	149.4	143.0	145.0	145.67	144.00	180.00	168.13	150.17	165.53	145.92	-2.5	-11.8
Niger	112.3	94	121.6	150.9	145	145	145.6	146.8	146.3	145.9	146.4	146.7	147	145.5	149.4	147.0	145.6	148.7	148.4	144.3	144.3	145.00	145.50	170.00	176.11	155.00	165.38	145.56	-1.0	-12.0
Ogun	92.5	86.5	115	163.5	145.9	145	145.3	145	144.3	145	145	145.9	152	145.0	144.9	145.0	145.0	145.0	145.0	143.5	142.9	144.56	144.73	168.00	203.25	147.06	169.41	145.31	0.2	-14.2
Ondo	120.1	102.8	124.5	185.5	146.2	145.6	144.9	144.9	144.5	144.9	144.9	145	155	145.2	146.3	145.2	145.3	145.3	145.0	143.3	142.9	145.59	144.90	160.00	219.38	187.05	162.38	145.95	0.5	-10.1
Osun	100.5	89.7	109.8	193.9	145.3	145	143.7	144.6	143.4	144.3	144.6	144.4	156.1	144.7	145.0	145.0	145.0	145.0	145.0	142.8	144.47	144.33	168.00	228.89	154.33	145.44	145.86	0.6	0.3	
Oyo	91.5	87.2	111.2	113.7	145.2	144.9	144.1	144.5	144.7	145.3	144.4	143.9	161	145.1	145.7	145.3	145.3	145.5	146.1	143.2	143.3	144.31	145.13	167.50	199.17	165.00	149.12	145.11	-0.1	-2.7
Plateau	147.5	93.1	123.5	133.4	145	148.8	145	144.4	146.4	144.5	145	145	146.1	147.9	149.6	146.5	145.6	148.5	145.8	146.4	145.3	145.11	143.60	170.00	214.23	174.56	157.86	145.00	-1.0	-8.1
Rivers	102.5	106.7	133.7	174.3	150	148.5	151.5	147.7	147.3	146.9	147	145.1	145	151.1	151.3	149.6	157.4	145.6	146.0	145.8	145.6	145.35	147.00	160.00	197.50	194.75	165.94	155.94	4.2	-6.0
Sokoto	110.5	111.8	160	168.3	147.1	145	145	151.9	145	145	145	146.4	155	162.1	152.9	150.0	157.9	150.7	145.0	145.3	143.6	146.00	145.88	168.00	205.83	180.33	162.86	158.33	5.6	-2.8
Taraba	120.7	111.7	153.3	117.1	161.1	160	162.8	143.3	146.5	145.7	150.8	150	146.9	161.7	148.0	158.6	162.0	156.3	157.7	145.0	146.1	145.00	146.66	166.11	164.44	201.29	184.38	156.00		

Methodology

Average price paid by consumers for premium motor spirit (petrol) increased by 15.1% year-on-year and -9.6% month-on-month to N172.5 in February 2018 from N190.9 in January 2018.

States with the highest average price of premium motor spirit (petrol) were Plateau (N206.82), Osun (N201.29) & Edo (N200.83).

States with the lowest average price of premium motor spirit (petrol) were Katsina (N145.00), Abuja (N145.00) & Kogi (N147.06).

Acknowledgements/Contacts

Acknowledgements

We acknowledge our technical partners, Proshare in the design, concept and production of this publication.




Contact Us

 @nigerianstat

 NBSNigeria

 www.nigerianstat.gov.ng

 **Head Office Address**
Plot 762, Independence Avenue, Central
Business District, FCT, Abuja Nigeria.

 +234 803 386 5388

 feedback@nigerianstat.gov.ng