



NATIONAL BUREAU OF STATISTICS

# Immigration Statistics

(2017)

FEDERAL REPUBLIC OF  
NIGERIA



**Report Date: April 2018**

*Data Source: National Bureau of Statistics (NBS)*

# Contents

<b>Executive Summary</b> .....	<b>1</b>
<b>Immigration Statistics 2017</b>	
ABIA .....	2
ADAMAWA .....	4
AKWA IBOM .....	6
ANAMBRA .....	8
BAUCHI .....	10
BAYELSA .....	12
BENUE .....	14
BORNO .....	16
CROSS RIVER .....	18
DELTA .....	20
EBONYI .....	23
EDO .....	25
EKITI .....	27
ENUGU .....	29
GOMBE .....	31
IMO .....	33
JIGAWA .....	35
KADUNA .....	37
KANO .....	39
KATSINA .....	42
KEBBI .....	44
KOGI .....	46
KWARA .....	48
LAGOS .....	50
NASARAWA .....	56
NIGER .....	58
OGUN .....	60
ONDO .....	62
OSUN .....	64
OYO .....	66
PLATEAU .....	68
RIVERS .....	70
SOKOTO .....	72
TARABA .....	74
YOBE .....	76
ZAMFARA .....	78
FCT .....	80
TOTAL .....	84
Visa Issuance at the Foreign Missions .....	86
Visa on Arrival Issued and Temporary Work Permit Issued .....	88
Number of International Travellers Movement across all Nigeria Borders .....	90
Migration Control and Compliance 2017 .....	92
Cases of Irregular Migrants .....	93
Anti-human Trafficking .....	94
Summary of Activities .....	95
Local Revenue Generated .....	97
<b>Methodology</b> .....	<b>98</b>
<b>Appendix</b> .....	<b>99</b>
<b>Acknowledgment and Contact</b> .....	<b>109</b>

# Executive Summary

The Immigration Statistics for 2017 reflected that a total of 720,958 passport applications were received in 2017 as against 3,684,288 received in 2016. This represents about 80.43% negative growth. 127,882 of the 2017 figure are minor, 544,473 are adults and the remaining 48,603 are senior citizen.

A total of 152,163 passports were issued at the foreign missions in 2017 as against 172,824 issued in 2016 while the number of visa issuance at the foreign missions was put at 115,150 . This represents 11.95% negative growth. The number of lost and stolen passports re-issued in 2017 was put at 13,450.

The NIS generated N35,724,482,338.26 in 2017 as against N36,175,778,205.77 local revenue generated in 2016.



### Passport Applications ( Standard Passport) Year 2016-2017



2016	
	Minor (0-17) <b>11,583</b>
	Adult (18-59) <b>64,579</b>
	Senior Citizen (60 & above) <b>5,509</b>
	<b>Total 81,671</b>

2017	
	Minor (0-17) <b>2,277</b>
	Adult (18-59) <b>13,519</b>
	Senior Citizen (60 & above) <b>1,136</b>
	<b>Total 16,932</b>

### YoY Change

	Minor (0-17) <b>(80.34)</b>
	Adult (18-59) <b>(79.07)</b>
	Senior Citizen (60 & above) <b>(79.38)</b>
	<b>Total (79.27)</b>



### Passport Issued in Nigeria

	<b>2015</b>	<b>14,891</b>
	<b>2016</b>	<b>18,789</b>
	<b>2017</b>	<b>21,057</b>
	<b>YoY Change</b>	<b>12.07</b>



### ECOWAS Travel Certificate Issued

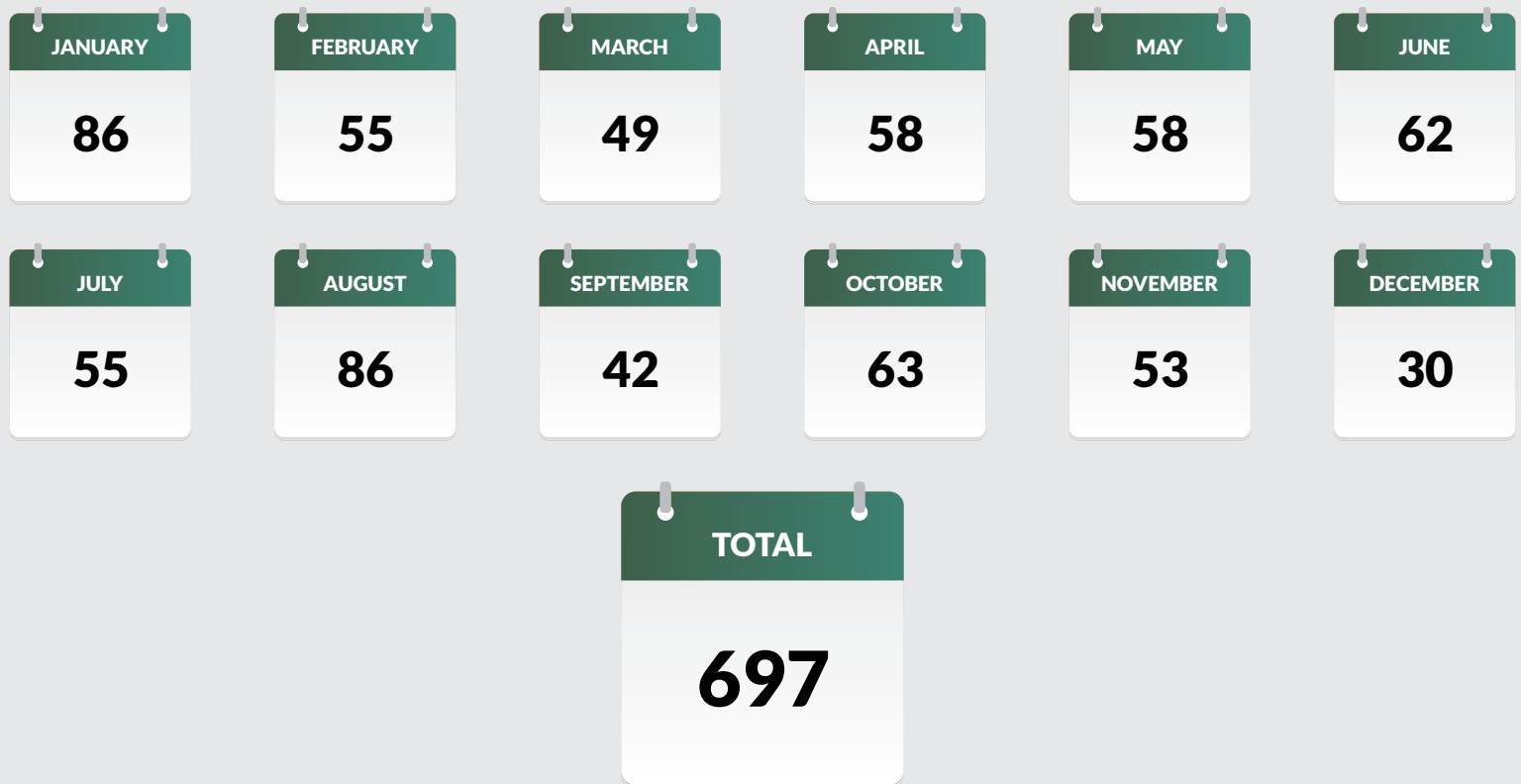


2017

545



### Lost and Stolen Passport Re-Issued (2017)



### Combined Expatriate Residence Permit and Aliens Card(CERPAC) Issued



2016

23



YoY Change(%)

130.43

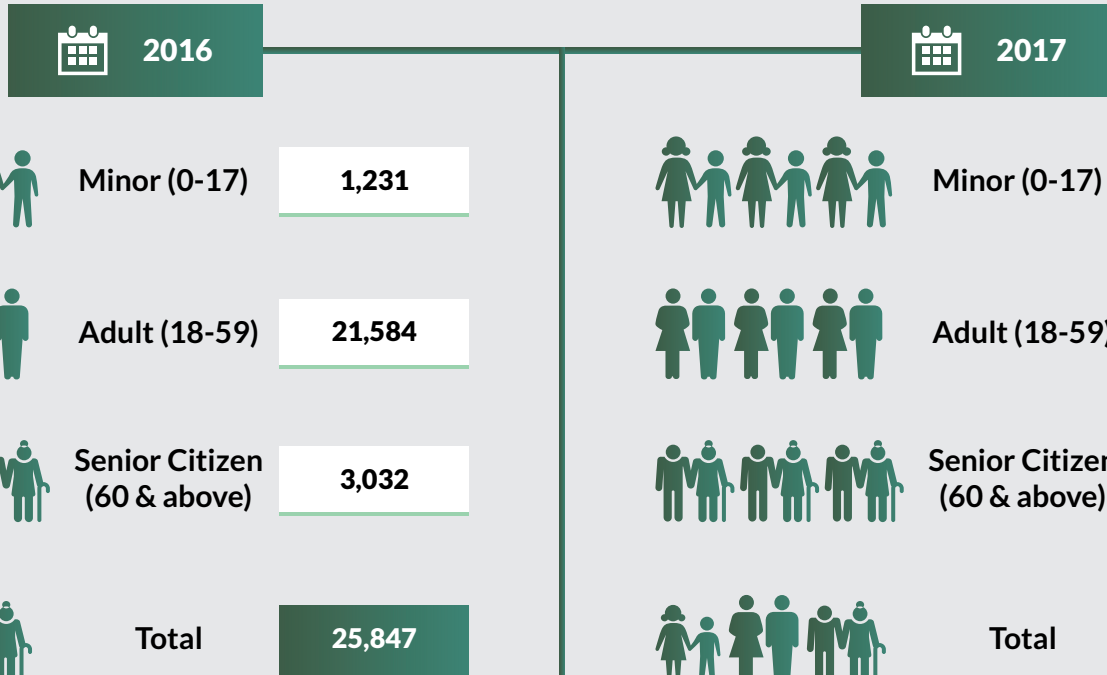


2017

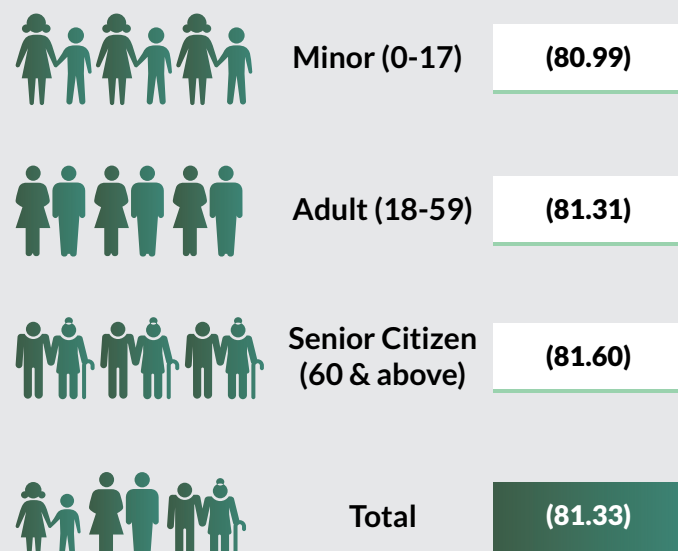
53



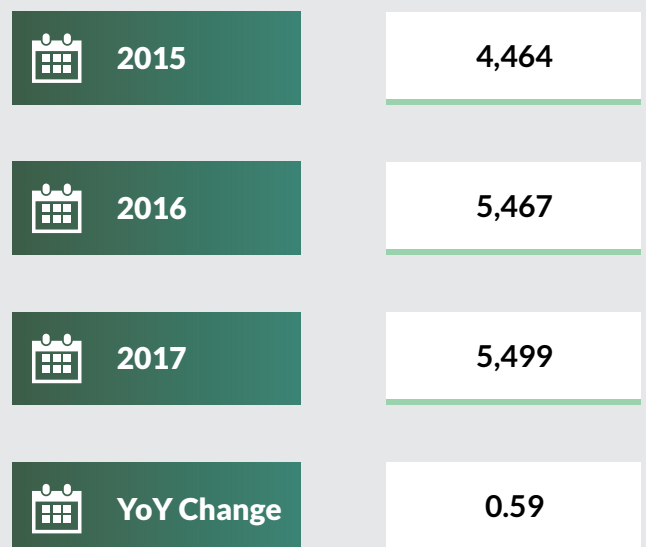
### Passport Applications ( Standard Passport) Year 2016-2017



### YoY Change



### Passport Issued in Nigeria





ECOWAS Travel Certificate Issued

2017

226



Lost and Stolen Passport Re-Issued (2017)

JANUARY  
13

FEBRUARY  
22

MARCH  
12

APRIL  
5

MAY  
15

JUNE  
31

JULY  
8

AUGUST  
0

SEPTEMBER  
5

OCTOBER  
9

NOVEMBER  
15

DECEMBER  
10

TOTAL  
145



Combined Expatriate Residence Permit and Aliens Card(CERPAC) Issued

2016

----

YoY Change(%)

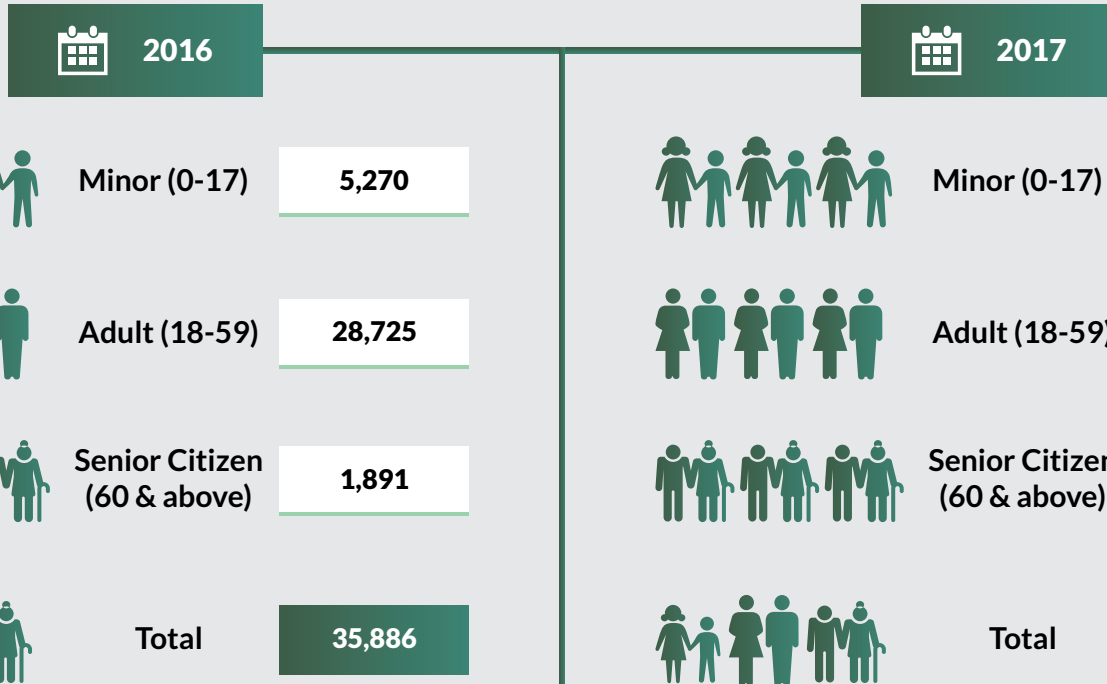
----

2017

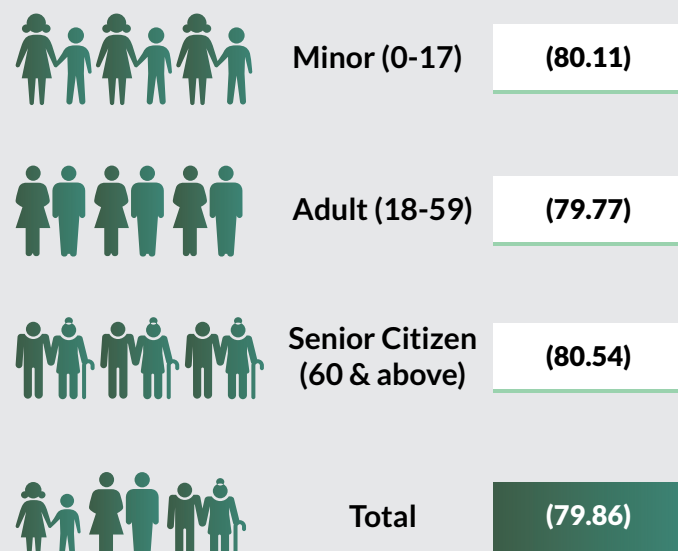
126



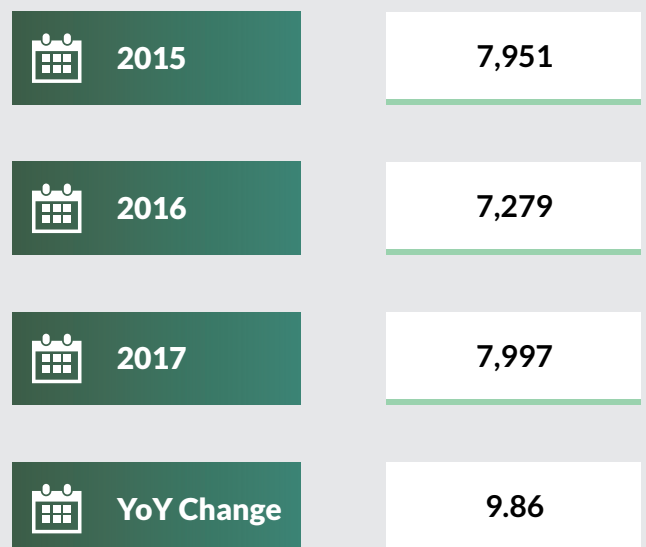
### Passport Applications ( Standard Passport) Year 2016-2017



### YoY Change



### Passport Issued in Nigeria







### ECOWAS Travel Certificate Issued

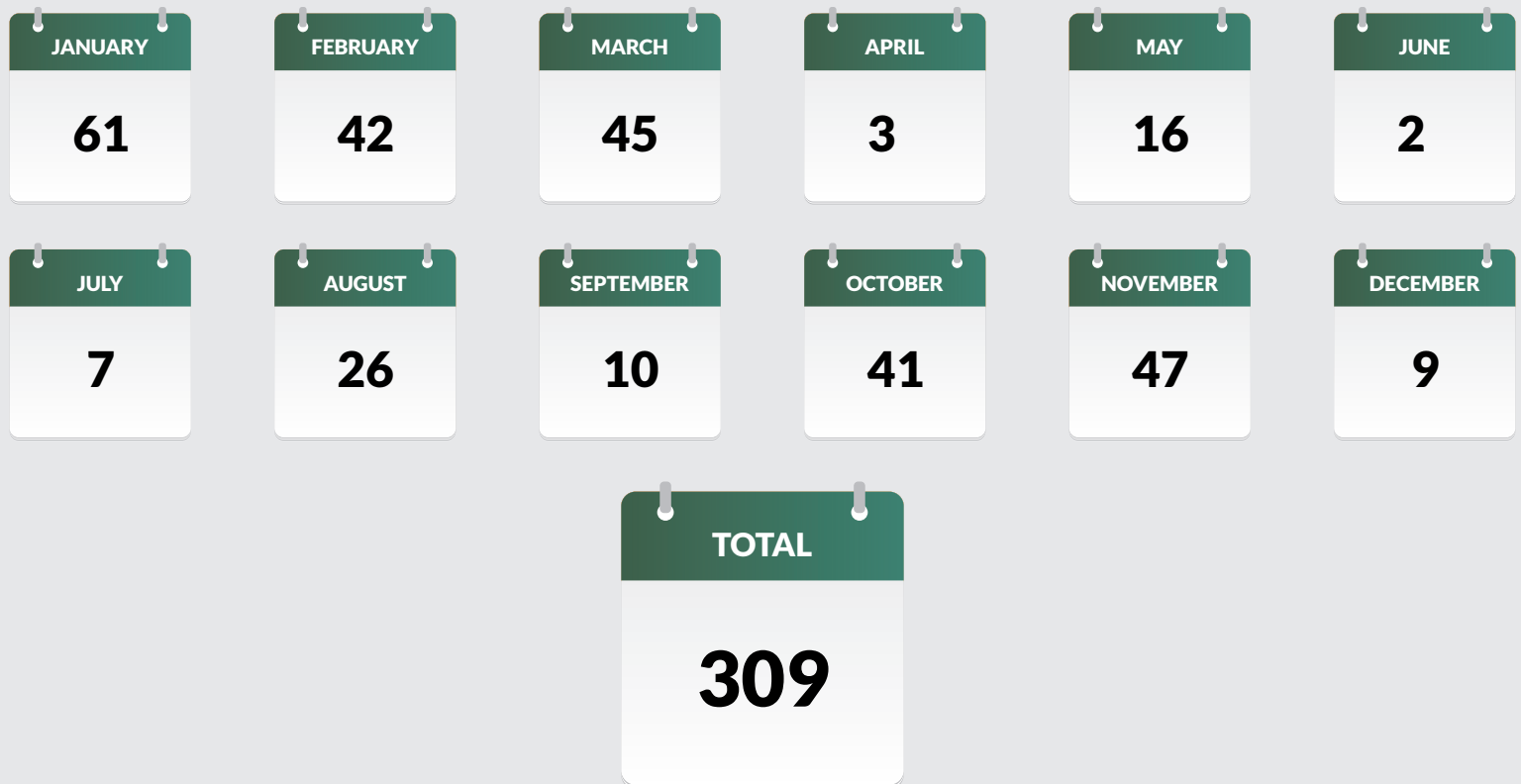


2017

920



### Lost and Stolen Passport Re-Issued (2017)



### Combined Expatriate Residence Permit and Aliens Card(CERPAC) Issued



2016

19



YoY Change(%)

1,263.16







2017





259







### Passport Applications ( Standard Passport) Year 2016-2017



2016	
 Minor (0-17)	8,731
 Adult (18-59)	71,699
 Senior Citizen (60 & above)	4,226
 Total	84,656

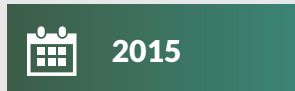



2017	
 Minor (0-17)	1,687
 Adult (18-59)	13,948
 Senior Citizen (60 & above)	793
 Total	16,428

### YoY Change

 Minor (0-17)	(80.68)
 Adult (18-59)	(80.55)
 Senior Citizen (60 & above)	(81.24)
 Total	(80.59)



### Passport Issued in Nigeria

	16,363
	20,261
	19,774
	(2.40)



### ECOWAS Travel Certificate Issued

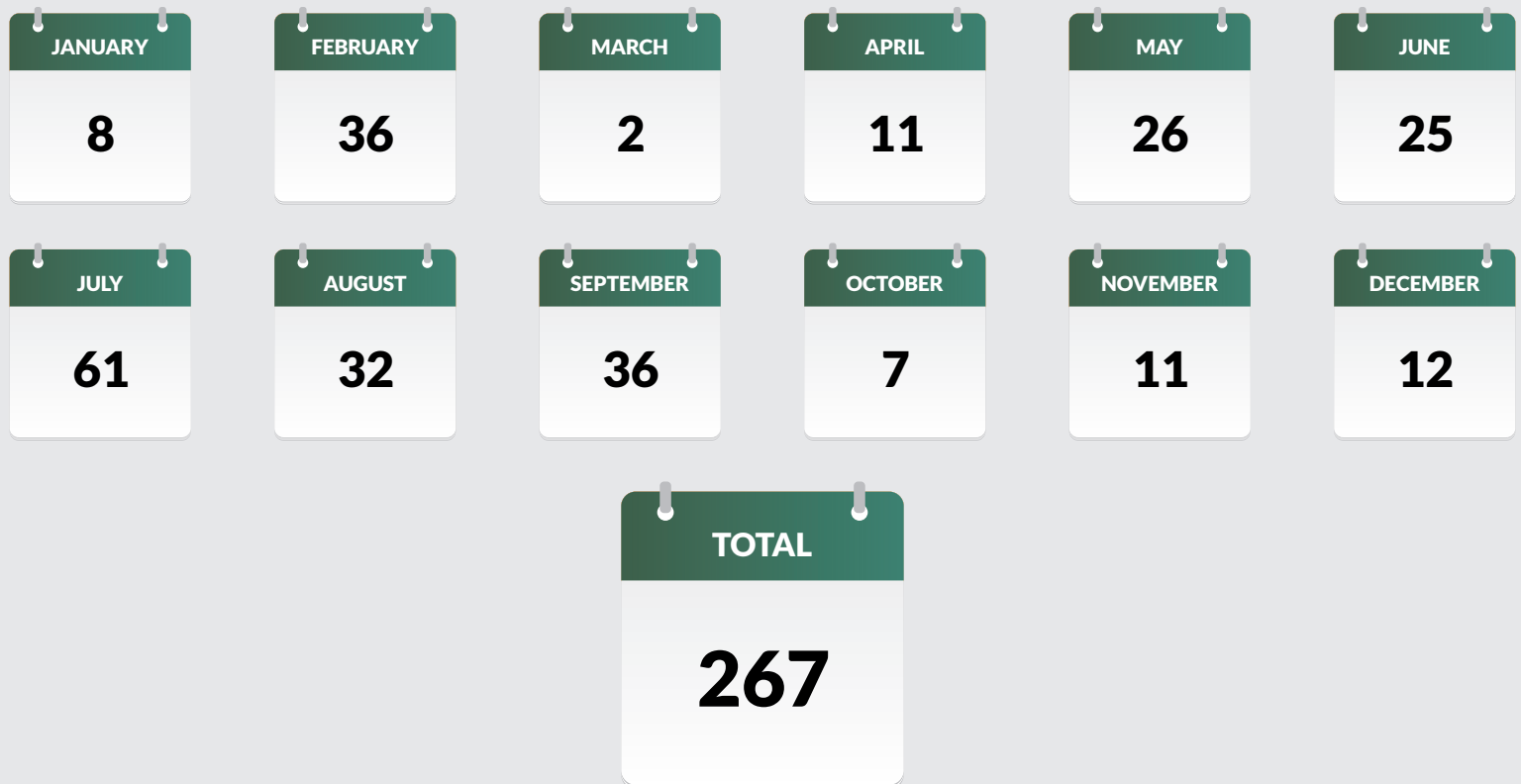


2017

225



### Lost and Stolen Passport Re-Issued (2017)



### Combined Expatriate Residence Permit and Aliens Card(CERPAC) Issued



2016

28



YoY Change(%)

392.86

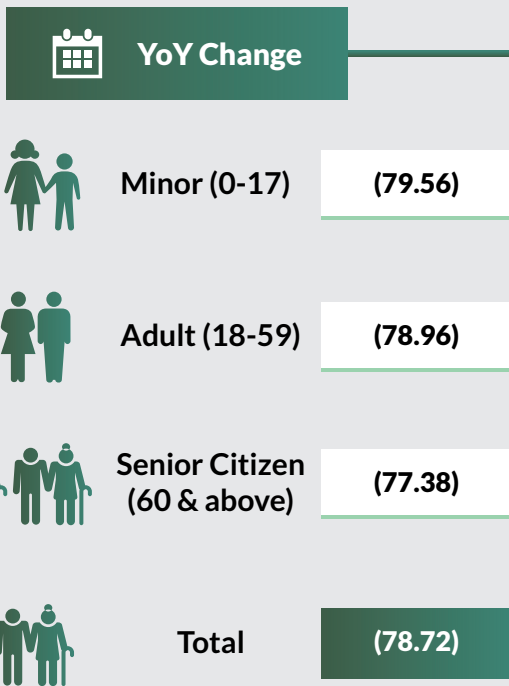
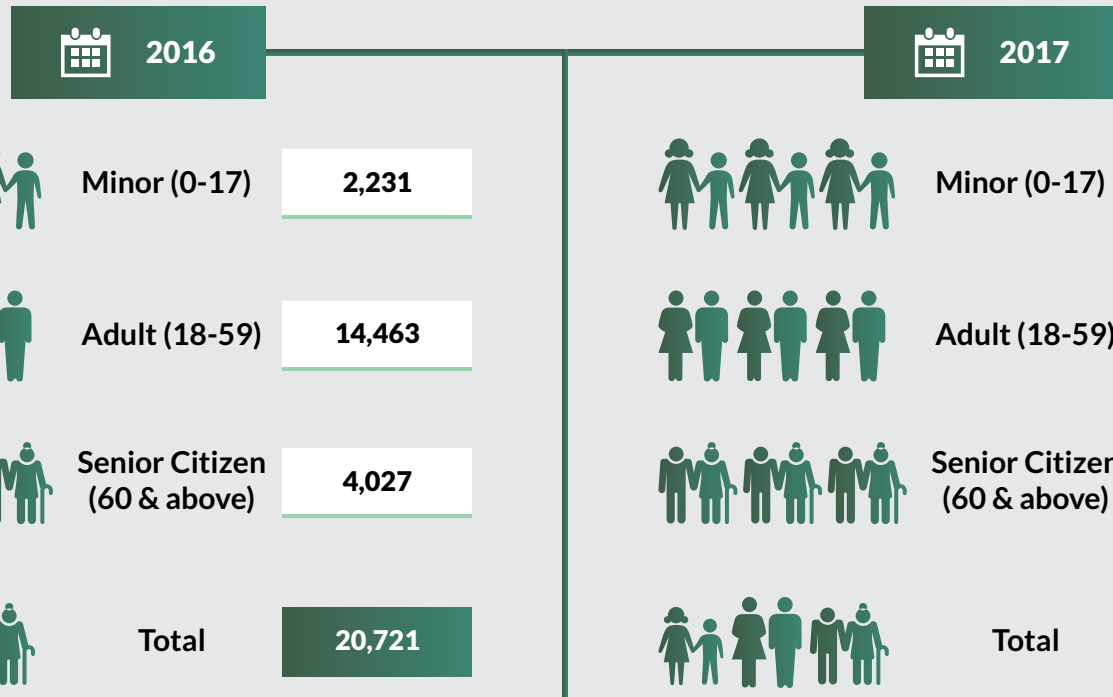


2017

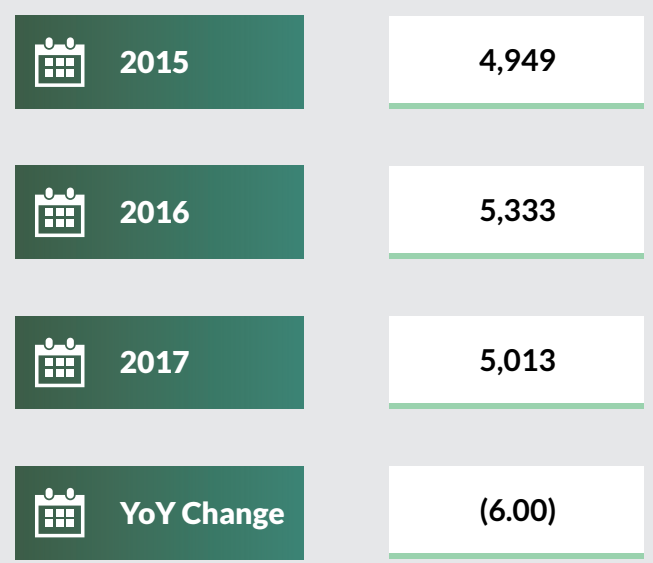
138



### Passport Applications ( Standard Passport) Year 2016-2017



### Passport Issued in Nigeria

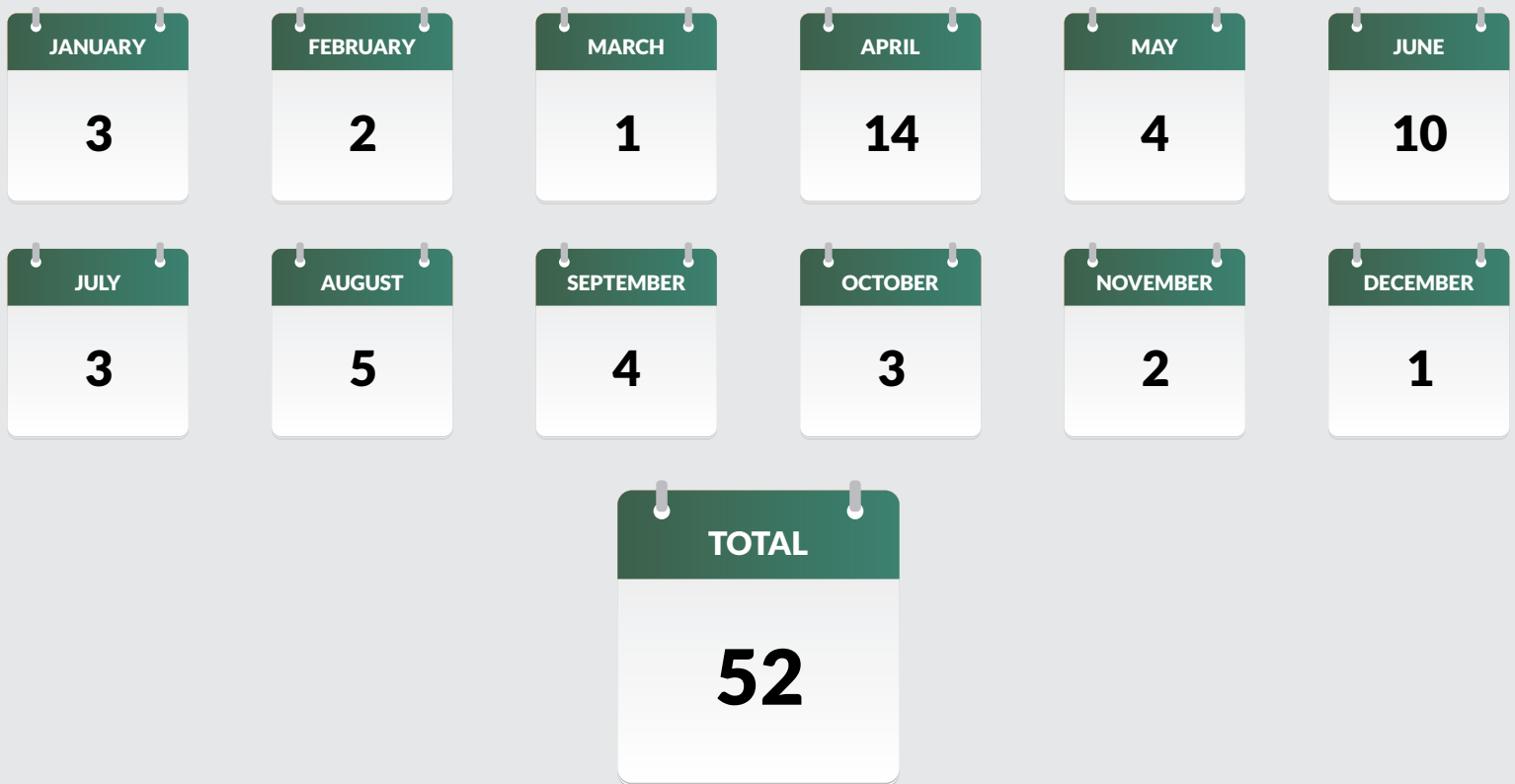




### ECOWAS Travel Certificate Issued



### Lost and Stolen Passport Re-Issued (2017)

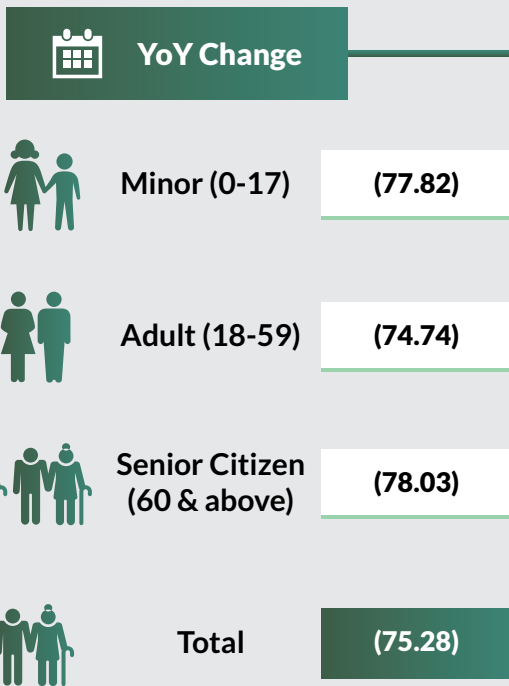
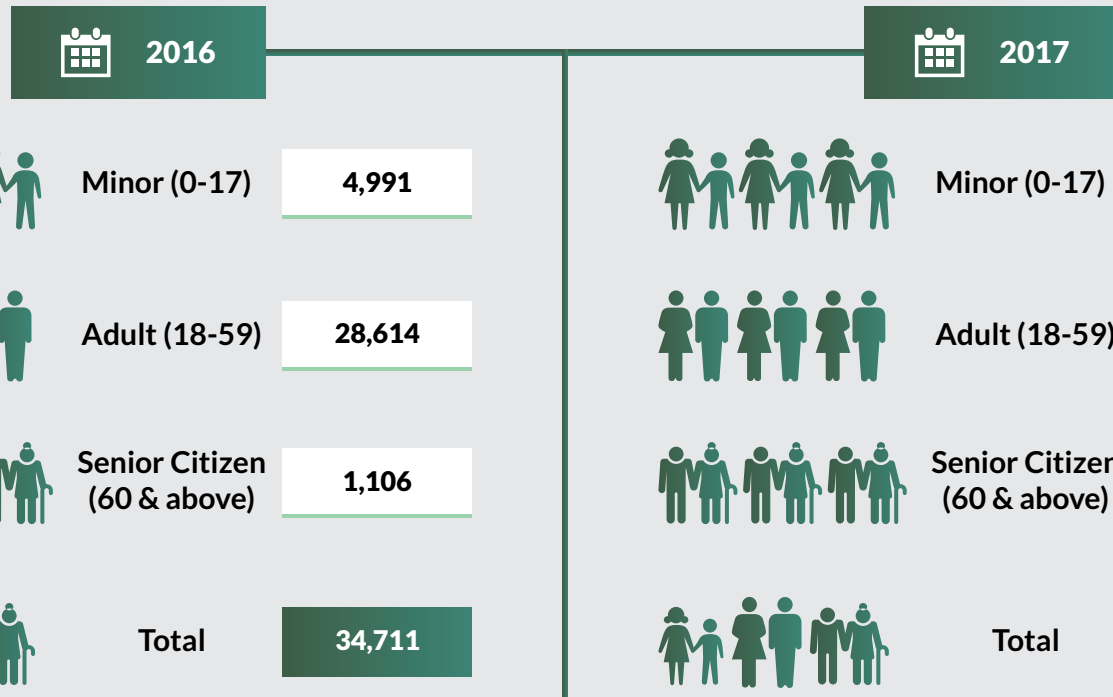


### Combined Expatriate Residence Permit and Aliens Card(CERPAC) Issued

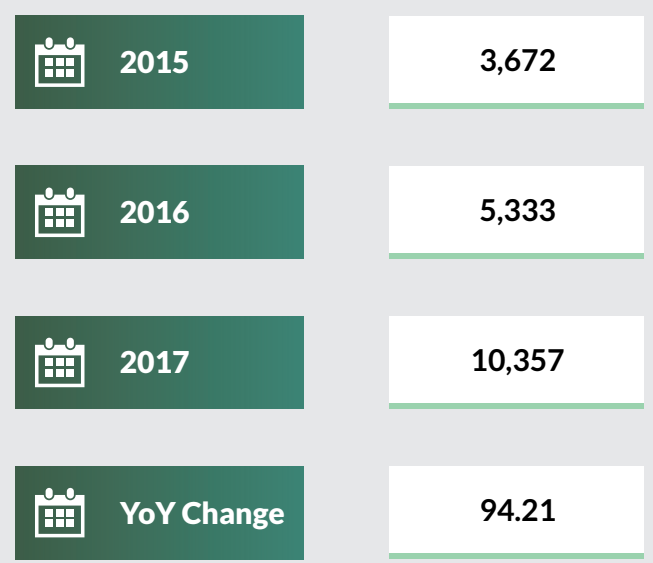




### Passport Applications ( Standard Passport) Year 2016-2017



### Passport Issued in Nigeria





### ECOWAS Travel Certificate Issued

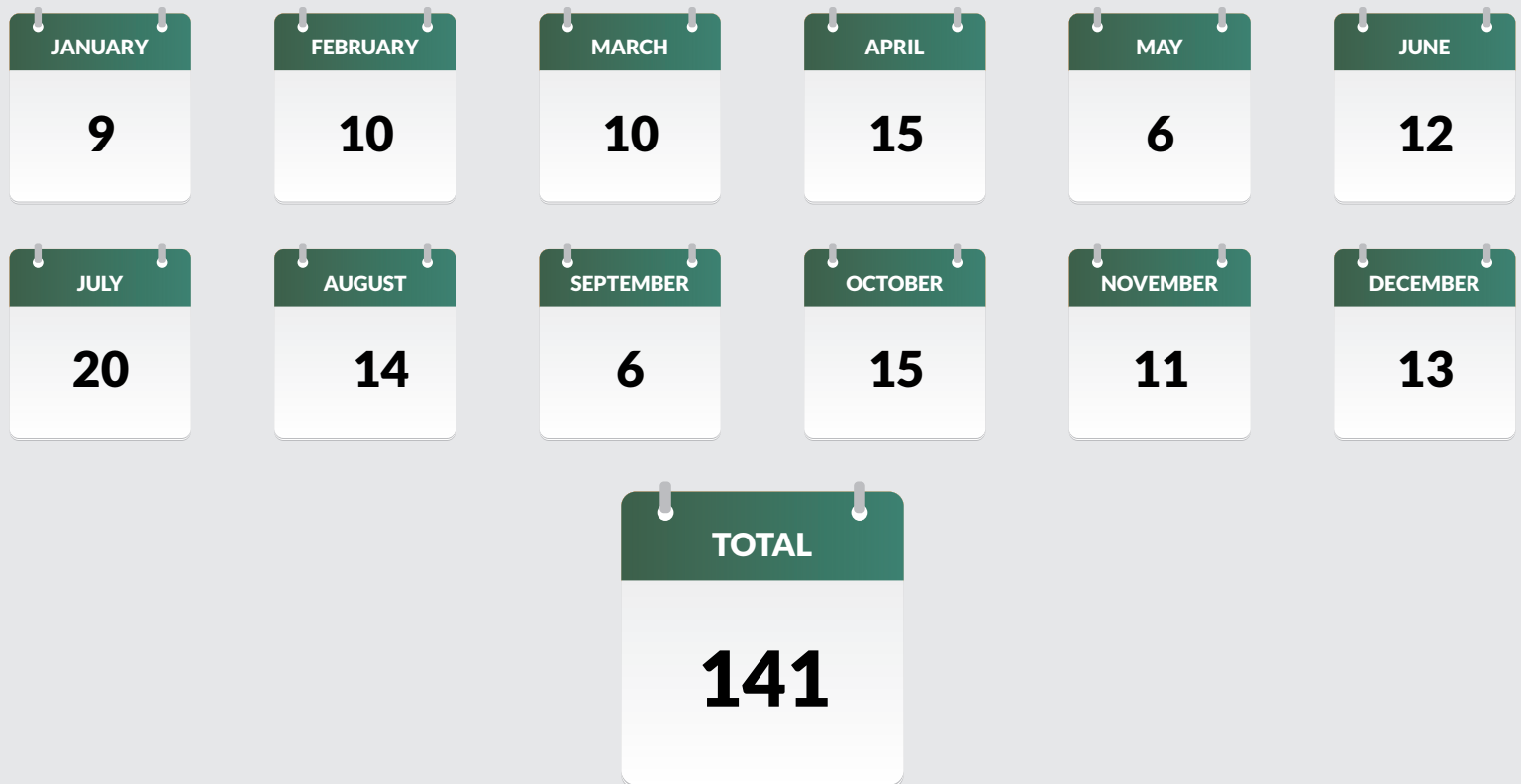


2017

127



### Lost and Stolen Passport Re-Issued (2017)



### Combined Expatriate Residence Permit and Aliens Card(CERPAC) Issued



2016

2



YoY Change(%)

650.00

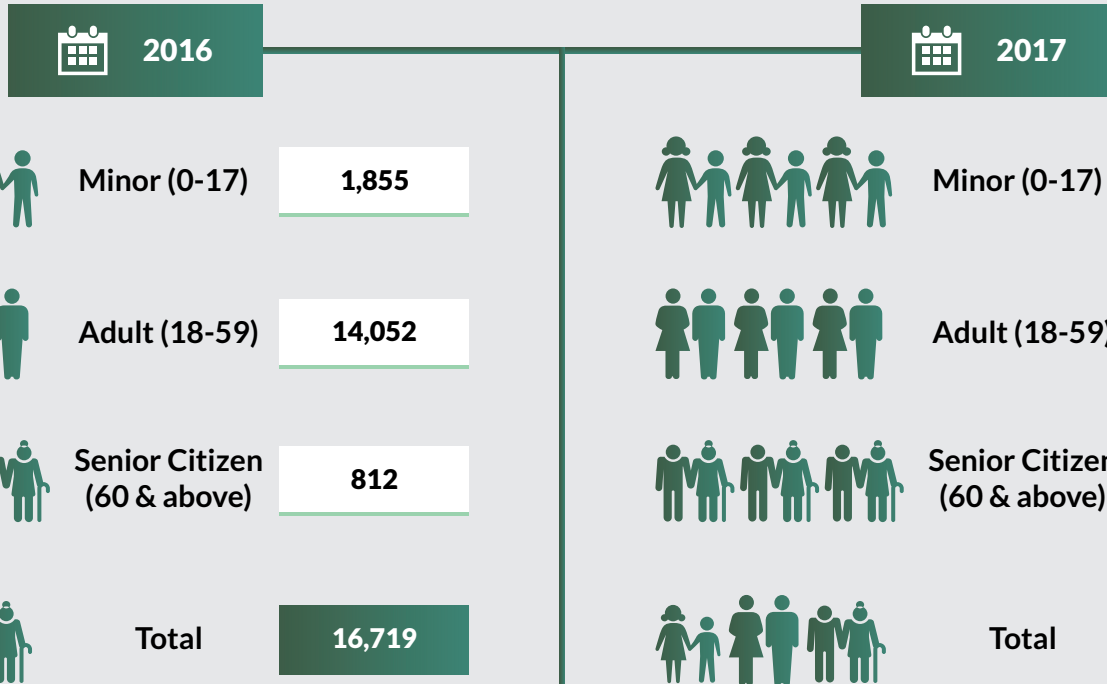


2017

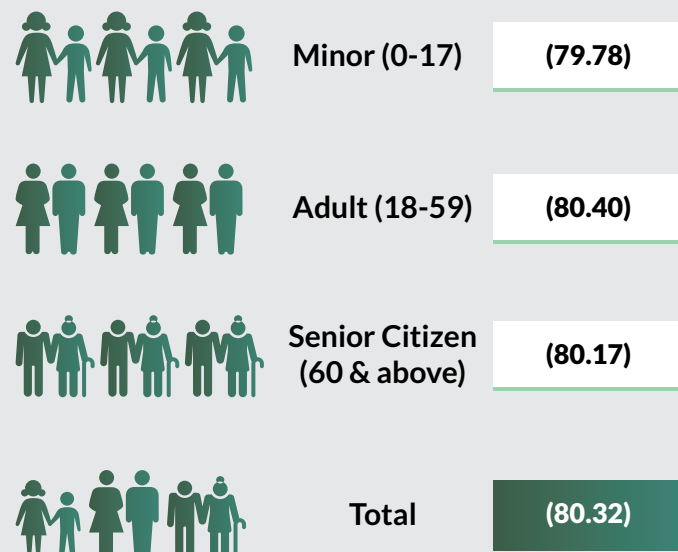
15



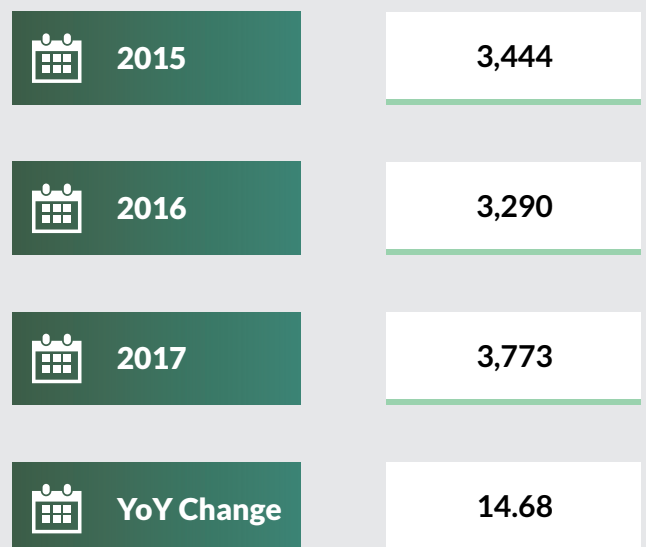
### Passport Applications ( Standard Passport) Year 2016-2017



### YoY Change



### Passport Issued in Nigeria







### ECOWAS Travel Certificate Issued

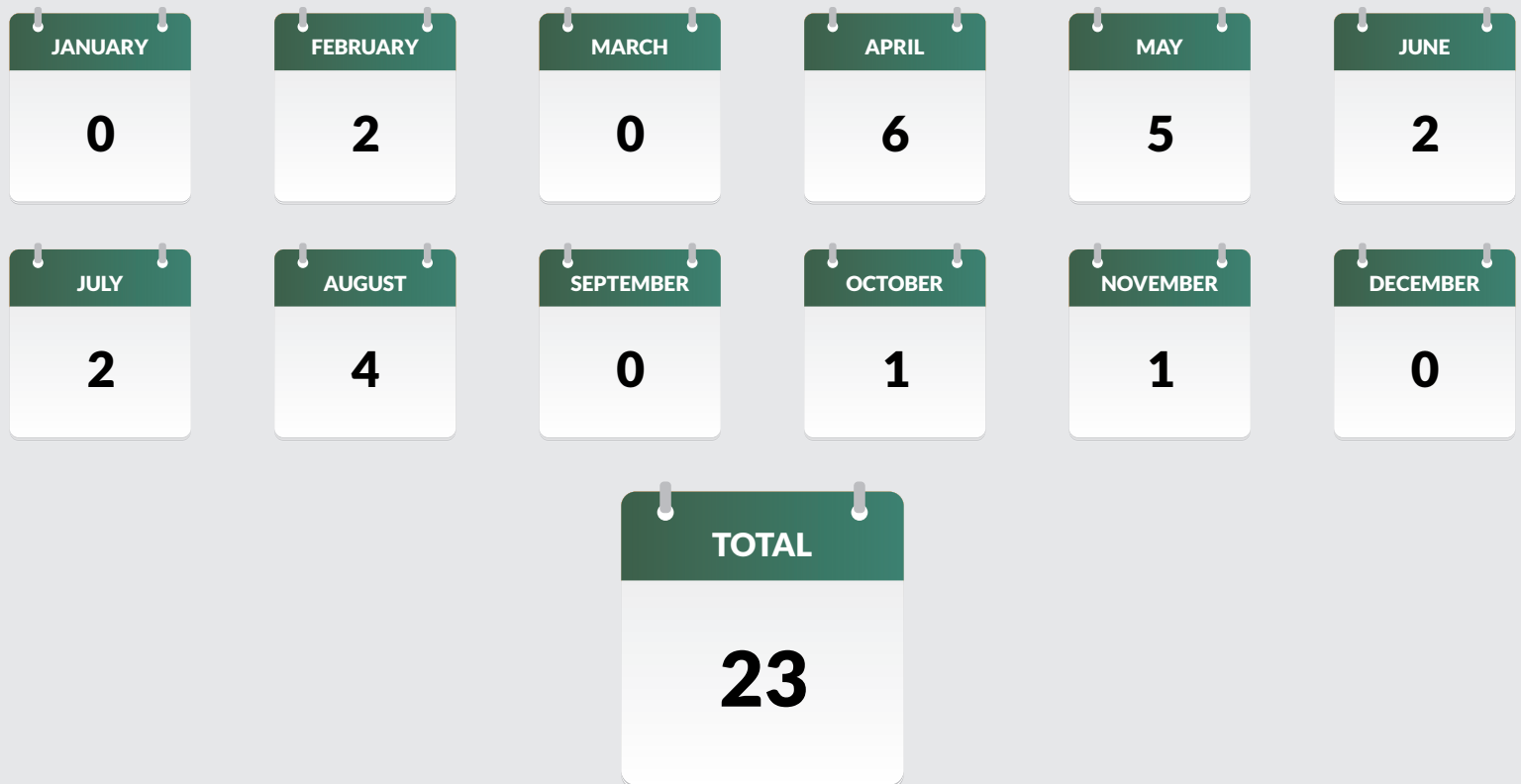


2017

150



### Lost and Stolen Passport Re-Issued (2017)



### Combined Expatriate Residence Permit and Aliens Card(CERPAC) Issued



2016

2,691



YoY Change(%)

(30.06)

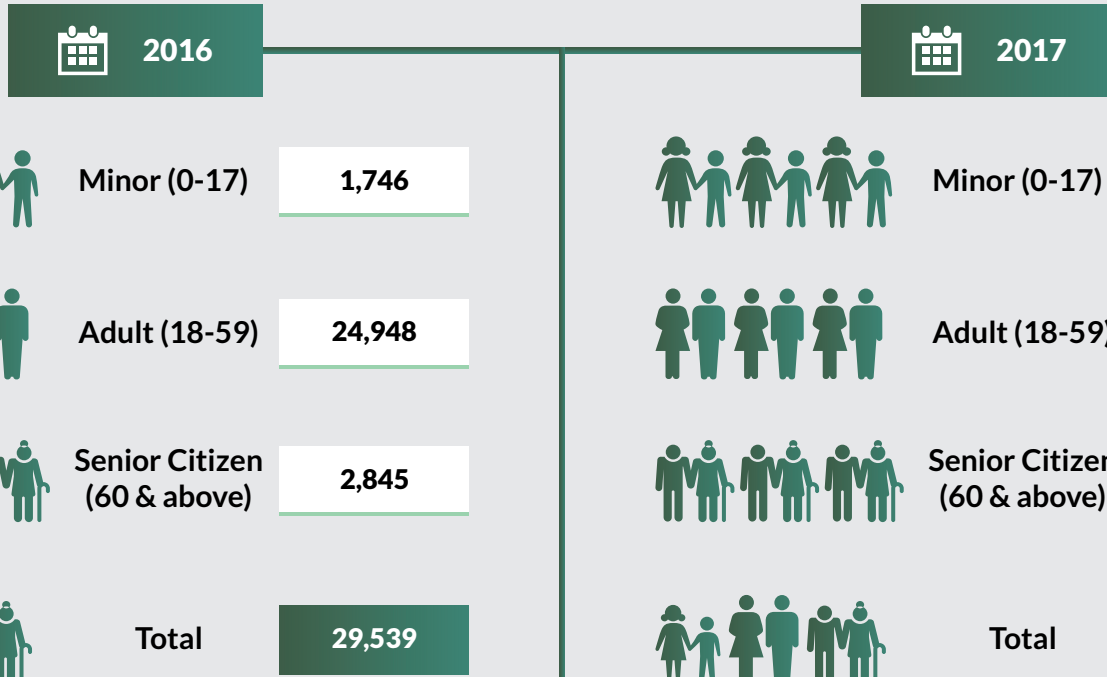


2017

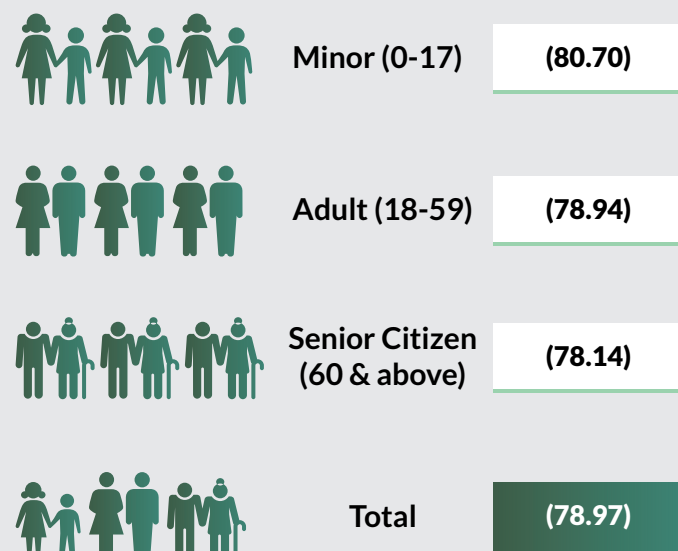
1,882



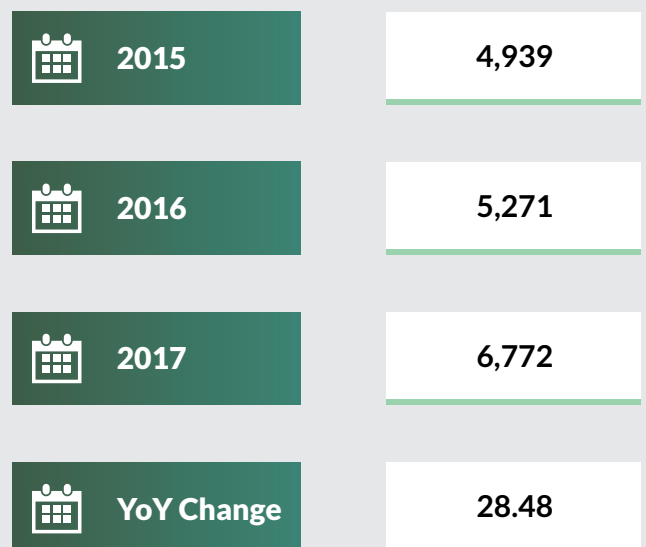
### Passport Applications ( Standard Passport) Year 2016-2017



### YoY Change



### Passport Issued in Nigeria





### ECOWAS Travel Certificate Issued

2017

421



### Lost and Stolen Passport Re-Issued (2017)

JANUARY  
0

FEBRUARY  
0

MARCH  
0

APRIL  
0

MAY  
0

JUNE  
0

JULY  
0

AUGUST  
0

SEPTEMBER  
0

OCTOBER  
0

NOVEMBER  
0

DECEMBER  
0

TOTAL  
-----



### Combined Expatriate Residence Permit and Aliens Card(CERPAC) Issued

2016

0

YoY Change(%)

-----

2017

0



### Passport Applications ( Standard Passport) Year 2016-2017



2016	
	Minor (0-17) <b>3,614</b>
	Adult (18-59) <b>20,985</b>
	Senior Citizen (60 & above) <b>1,169</b>
	<b>Total 25,768</b>

2017	
	Minor (0-17) <b>724</b>
	Adult (18-59) <b>4,300</b>
	Senior Citizen (60 & above) <b>226</b>
	<b>Total 5,250</b>

### YoY Change

	Minor (0-17) <b>(79.97)</b>
	Adult (18-59) <b>(79.51)</b>
	Senior Citizen (60 & above) <b>(80.67)</b>
	<b>Total (79.63)</b>



### Passport Issued in Nigeria

	<b>2015</b>	<b>4,537</b>
	<b>2016</b>	<b>4,650</b>
	<b>2017</b>	<b>6,140</b>
	<b>YoY Change</b>	<b>32.04</b>



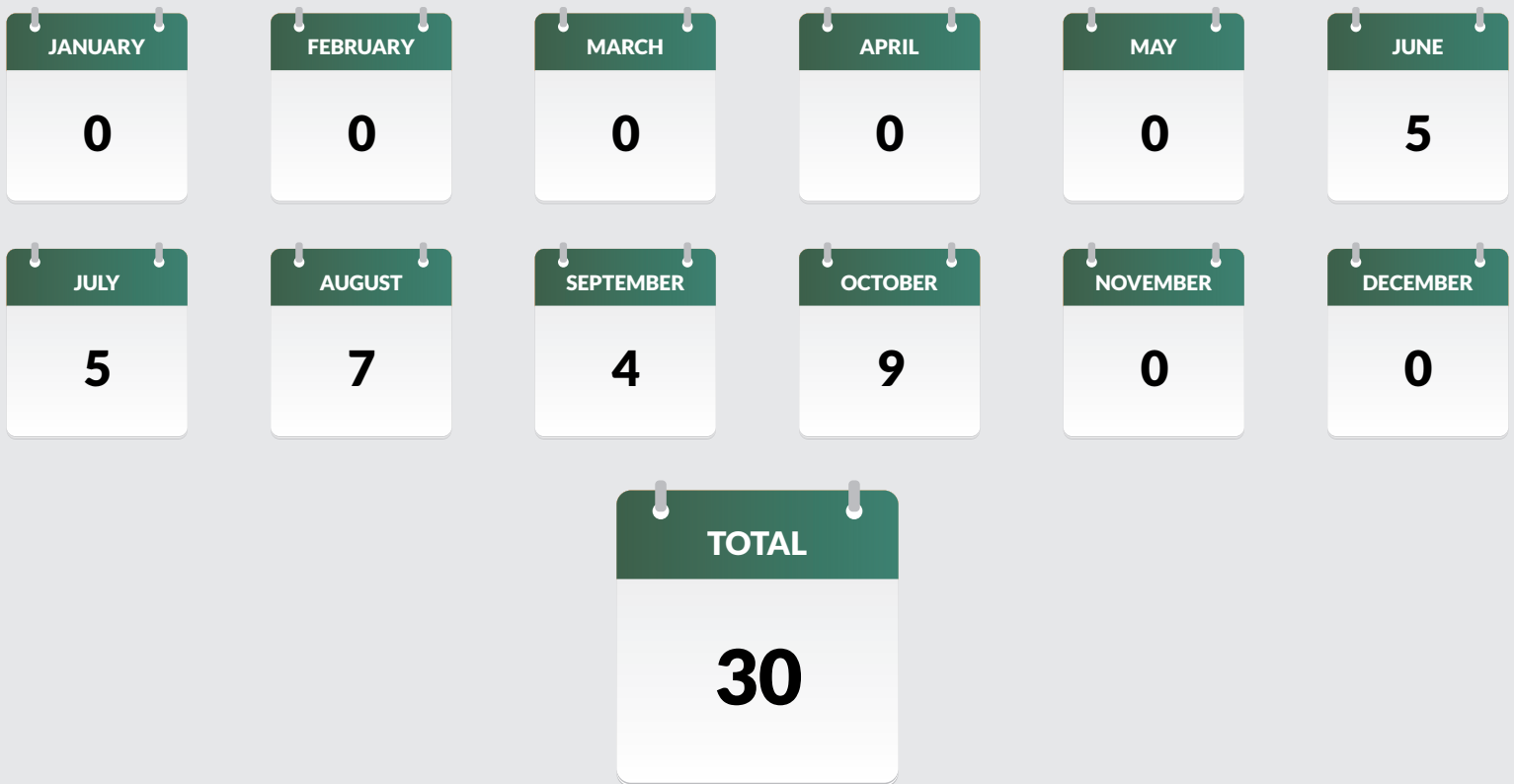
### ECOWAS Travel Certificate Issued

 2017

6



### Lost and Stolen Passport Re-Issued (2017)



### Combined Expatriate Residence Permit and Aliens Card(CERPAC) Issued

 2016

20

 YoY Change(%)

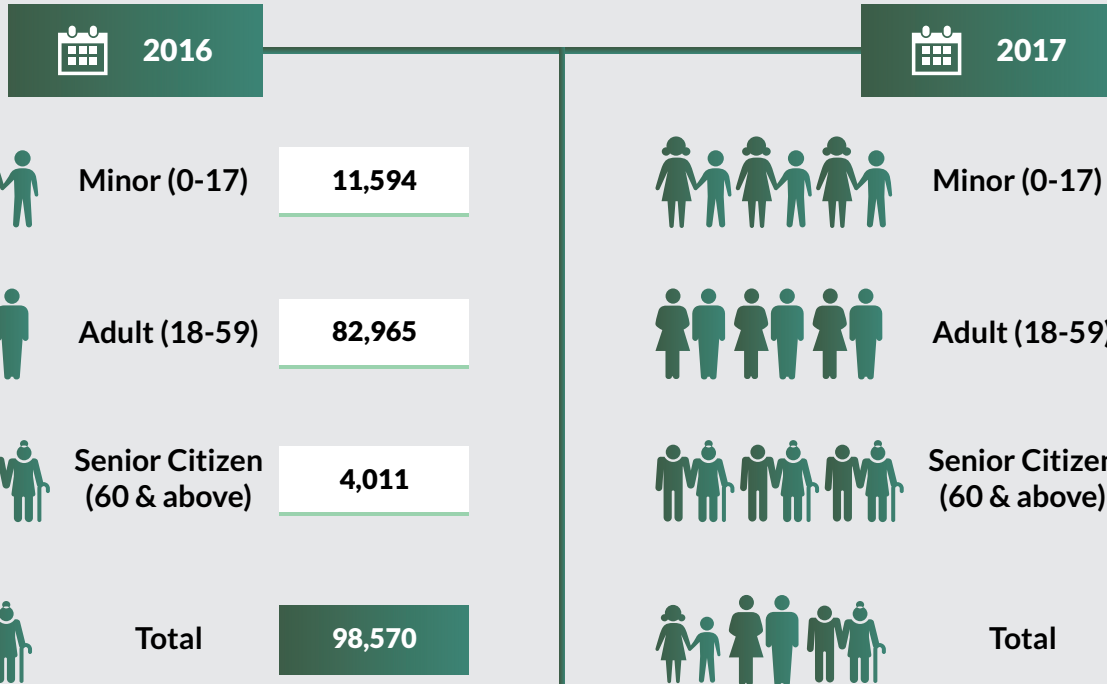
490.00

 2017

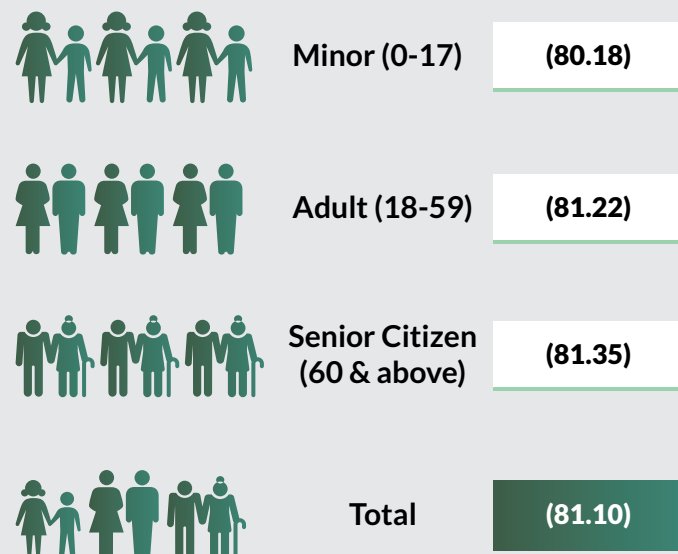
118



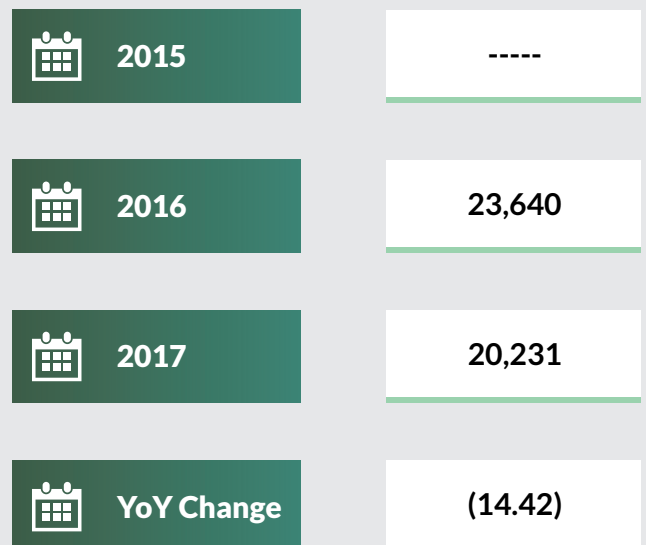
### Passport Applications ( Standard Passport) Year 2016-2017



### YoY Change








### Passport Issued in Nigeria













### Passport Applications ( Standard Passport) Year 2016-2017



2016	
 Minor (0-17)	14,166
 Adult (18-59)	69,238
 Senior Citizen (60 & above)	3,573
 Total	86,977





2017	
 Minor (0-17)	3,018
 Adult (18-59)	14,276
 Senior Citizen (60 & above)	717
 Total	18,011

### YoY Change

 Minor (0-17)	(78.70)
 Adult (18-59)	(79.38)
 Senior Citizen (60 & above)	(79.93)
 Total	(79.29)



### Passport Issued in Nigeria

 2015	5,116
 2016	13,468
 2017	20,268
 YoY Change	50.49



### ECOWAS Travel Certificate Issued

2017

693



### Lost and Stolen Passport Re-Issued (2017)

JANUARY  
30

FEBRUARY  
36

MARCH  
75

APRIL  
51

MAY  
12

JUNE  
62

JULY  
70

AUGUST  
86

SEPTEMBER  
60

OCTOBER  
64

NOVEMBER  
54

DECEMBER  
35

TOTAL  
635



### Combined Expatriate Residence Permit and Aliens Card(CERPAC) Issued

2016

----

YoY Change(%)

----

2017

159

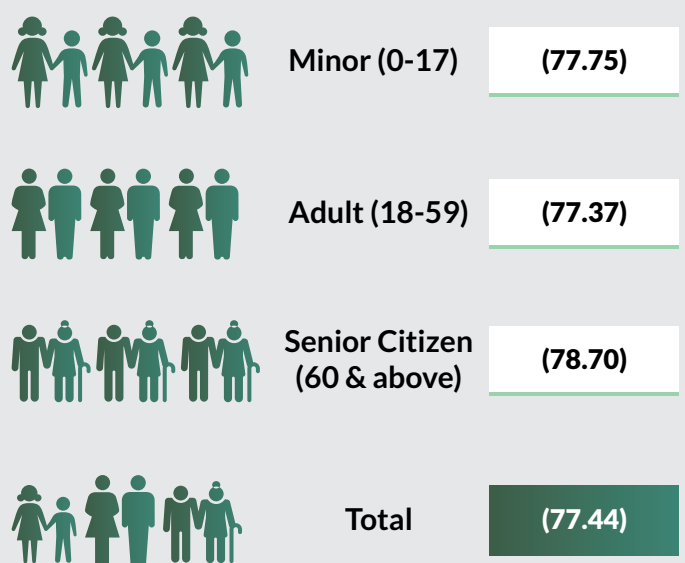




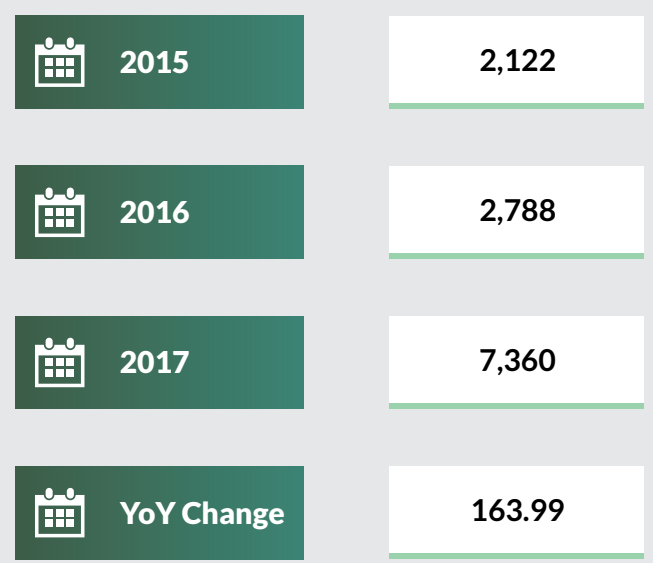
### Passport Applications ( Standard Passport) Year 2016-2017



### YoY Change



### Passport Issued in Nigeria





ECOWAS Travel Certificate Issued

2017

58



Lost and Stolen Passport Re-Issued (2017)

JANUARY  
0

FEBRUARY  
0

MARCH  
0

APRIL  
11

MAY  
5

JUNE  
23

JULY  
0

AUGUST  
17

SEPTEMBER  
5

OCTOBER  
4

NOVEMBER  
9

DECEMBER  
1

TOTAL  
75



Combined Expatriate Residence Permit and Aliens Card(CERPAC) Issued

2016

----

YoY Change(%)

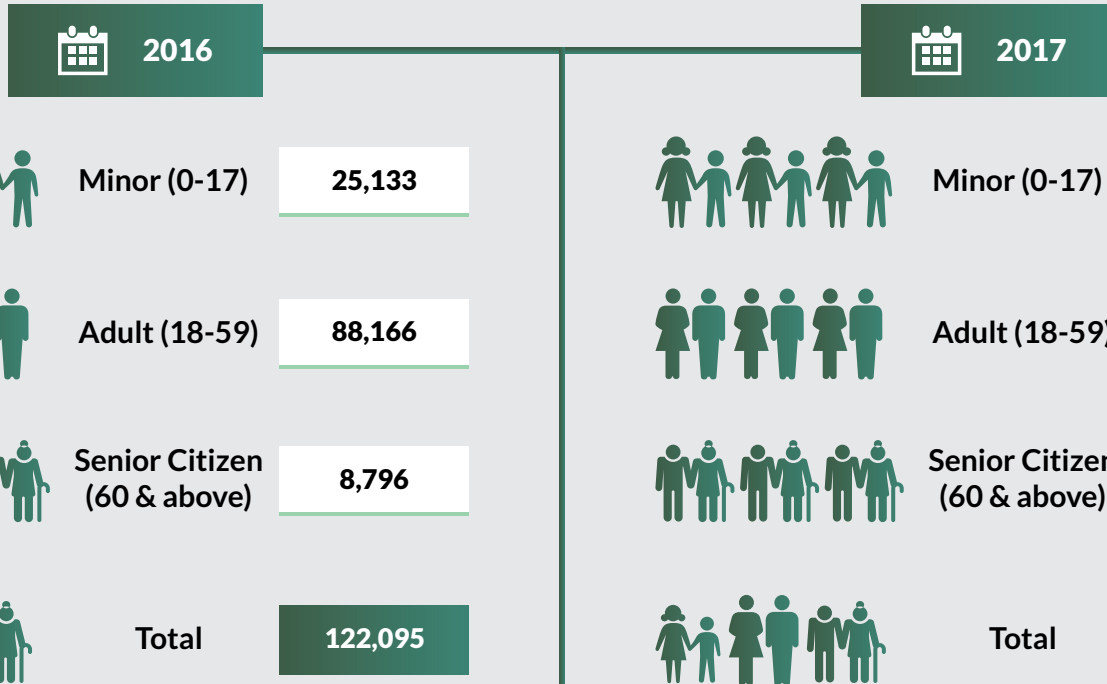
----

2017

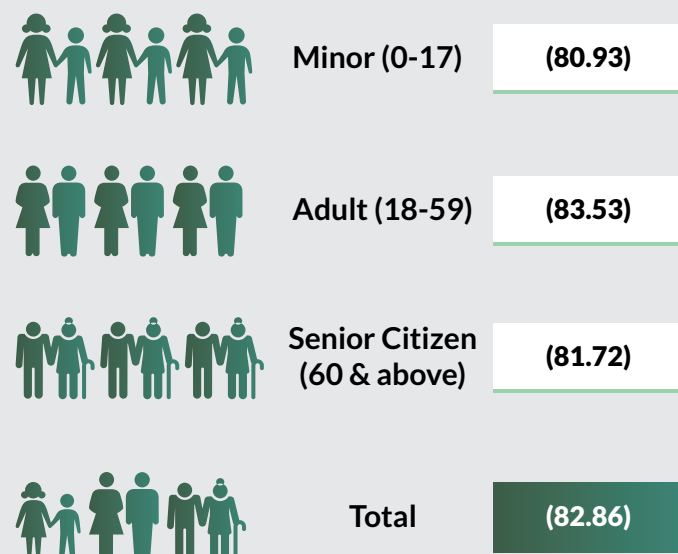
30



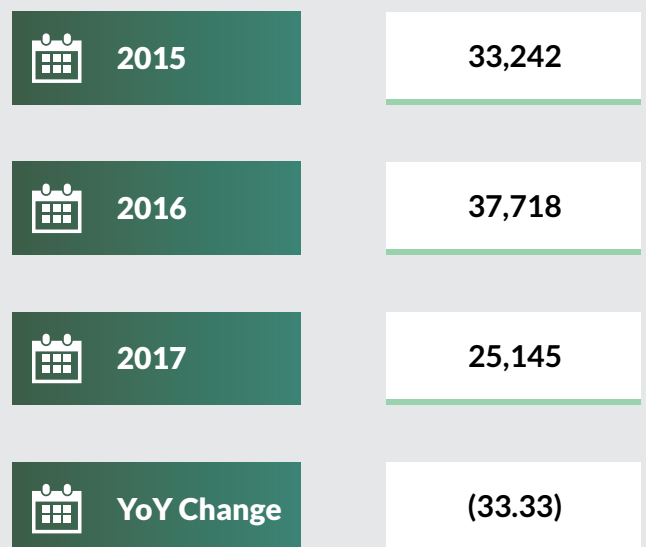
### Passport Applications ( Standard Passport) Year 2016-2017



### YoY Change



### Passport Issued in Nigeria





### ECOWAS Travel Certificate Issued



2017

1,154



### Lost and Stolen Passport Re-Issued (2017)

JANUARY

141

FEBRUARY

63

MARCH

40

APRIL

51

MAY

59

JUNE

83

JULY

108

AUGUST

75

SEPTEMBER

65

OCTOBER

53

NOVEMBER

62

DECEMBER

34

TOTAL

834



### Combined Expatriate Residence Permit and Aliens Card(CERPAC) Issued



2016

555



YoY Change(%)

(55.86)



2017

245



### Passport Applications ( Standard Passport) Year 2016-2017

2016

	Minor (0-17)	9,363
	Adult (18-59)	40,516
	Senior Citizen (60 & above)	2,610
	Total	52,489

2017

	Minor (0-17)	1,969
	Adult (18-59)	8,042
	Senior Citizen (60 & above)	501
	Total	10,512

YoY Change

	Minor (0-17)	(78.97)
	Adult (18-59)	(80.15)
	Senior Citizen (60 & above)	(80.80)
	Total	(79.97)



### Passport Issued in Nigeria

2015	5,876
2016	8,534
2017	13,299
YoY Change	55.84



### ECOWAS Travel Certificate Issued

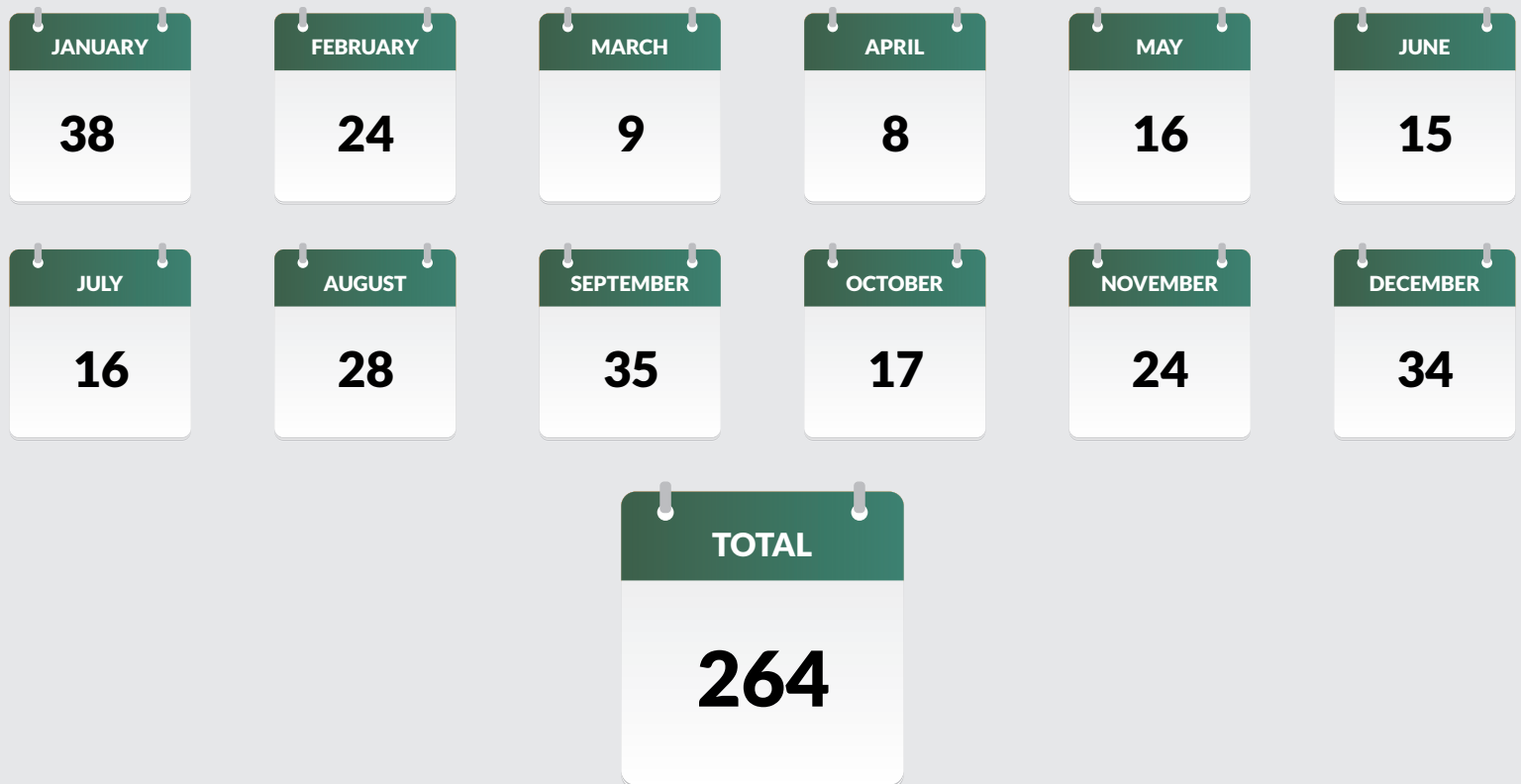


2017

236



### Lost and Stolen Passport Re-Issued (2017)



### Combined Expatriate Residence Permit and Aliens Card(CERPAC) Issued



2016

----



YoY Change(%)

----



2017

98



### Passport Applications ( Standard Passport) Year 2016-2017



2016	
	Minor (0-17) <b>11,100</b>
	Adult (18-59) <b>68,697</b>
	Senior Citizen (60 & above) <b>5,517</b>
	<b>Total 85,314</b>

2017	
	Minor (0-17) <b>2,168</b>
	Adult (18-59) <b>13,616</b>
	Senior Citizen (60 & above) <b>1,038</b>
	<b>Total 16,822</b>

### YoY Change

	Minor (0-17) <b>(80.47)</b>
	Adult (18-59) <b>(80.18)</b>
	Senior Citizen (60 & above) <b>(81.19)</b>
	<b>Total (80.28)</b>



### Passport Issued in Nigeria

	<b>2015</b>	<b>16,645</b>
	<b>2016</b>	<b>19,322</b>
	<b>2017</b>	<b>19,014</b>
	<b>YoY Change</b>	<b>(1.59)</b>



### ECOWAS Travel Certificate Issued

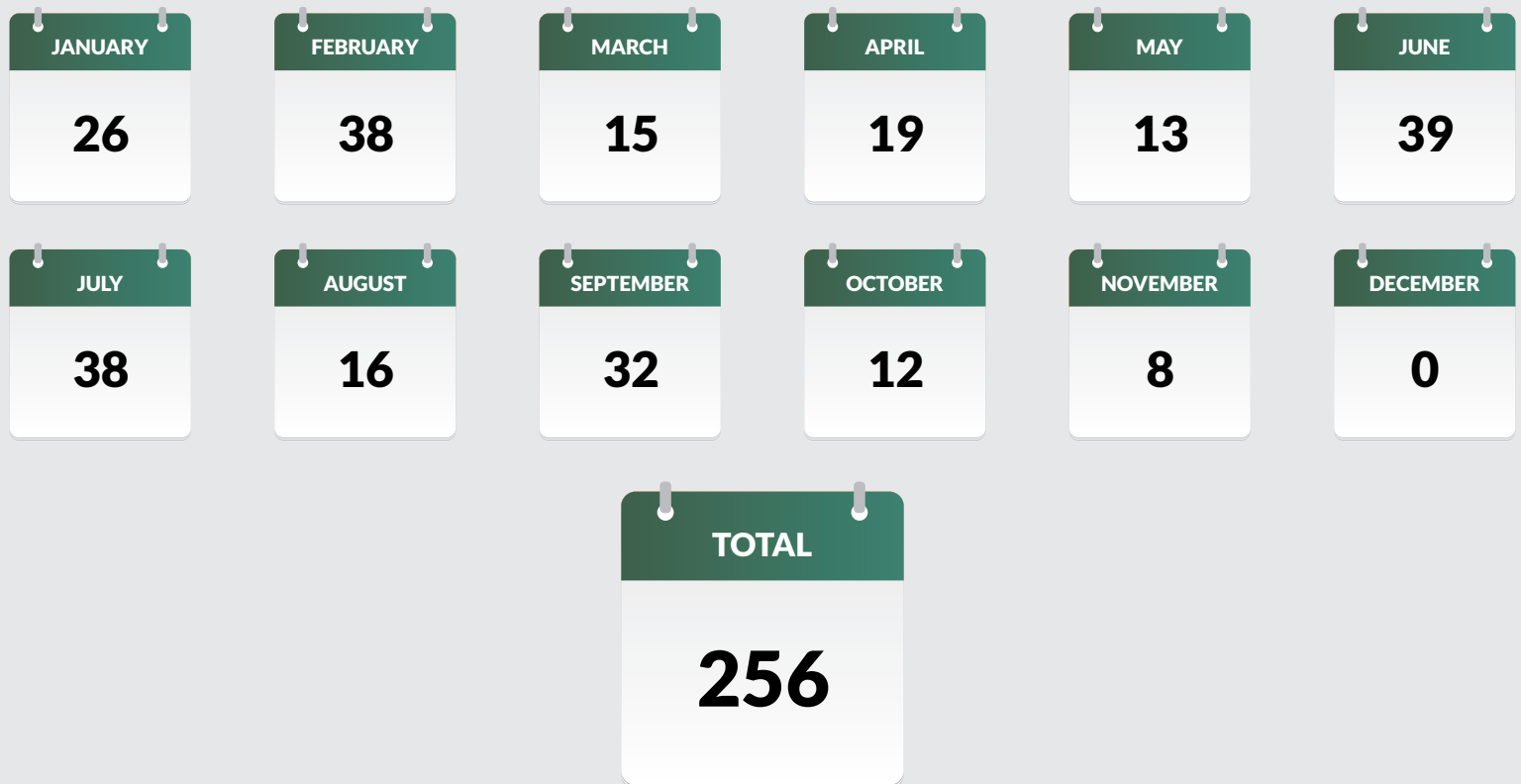


2017

351



### Lost and Stolen Passport Re-Issued (2017)



### Combined Expatriate Residence Permit and Aliens Card(CERPAC) Issued



2016

24



YoY Change(%)

737.50



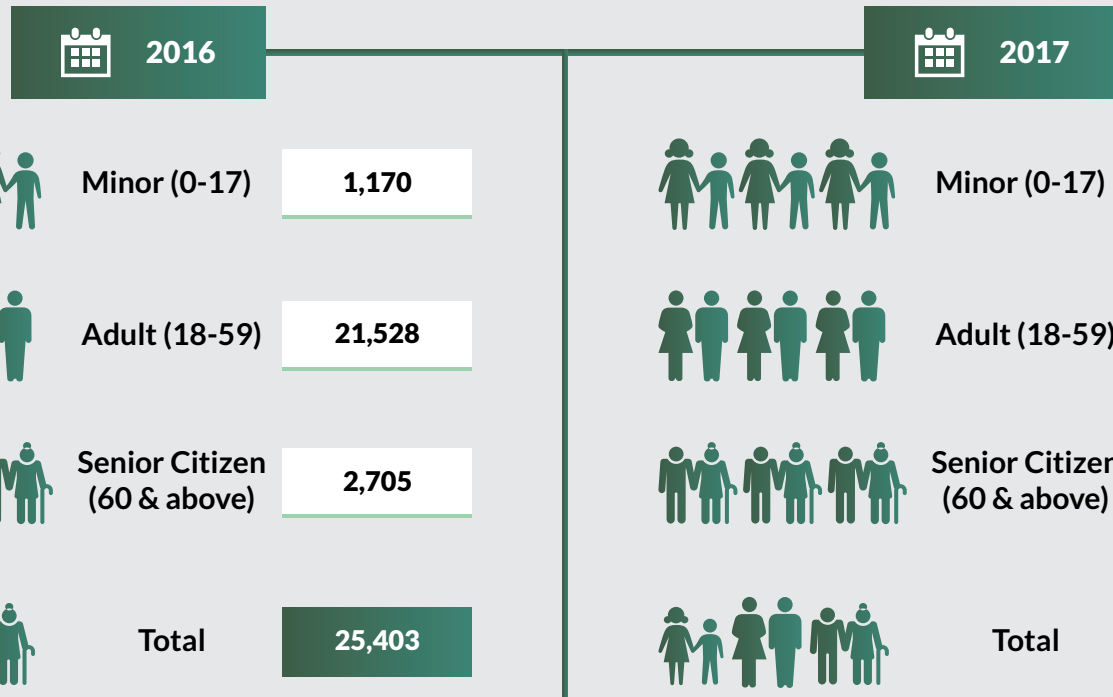
2017

201

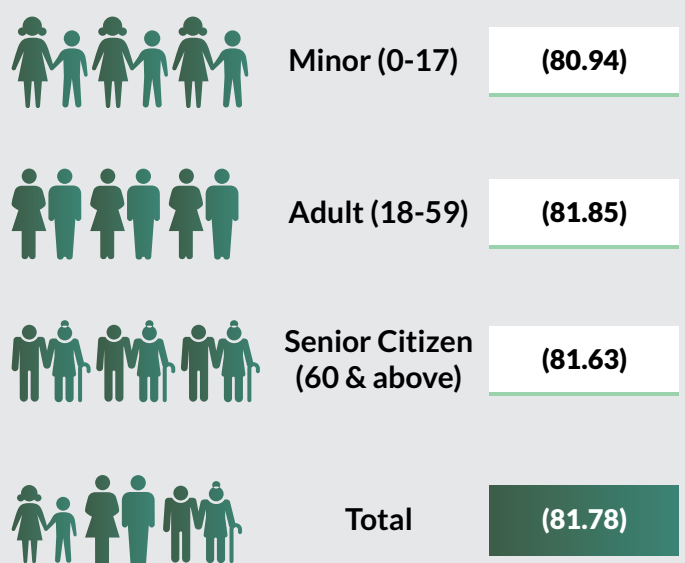




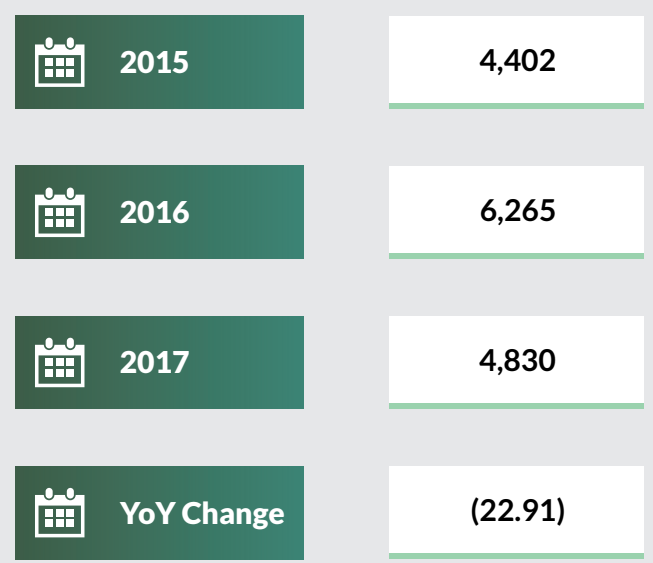
### Passport Applications ( Standard Passport) Year 2016-2017



### YoY Change



### Passport Issued in Nigeria





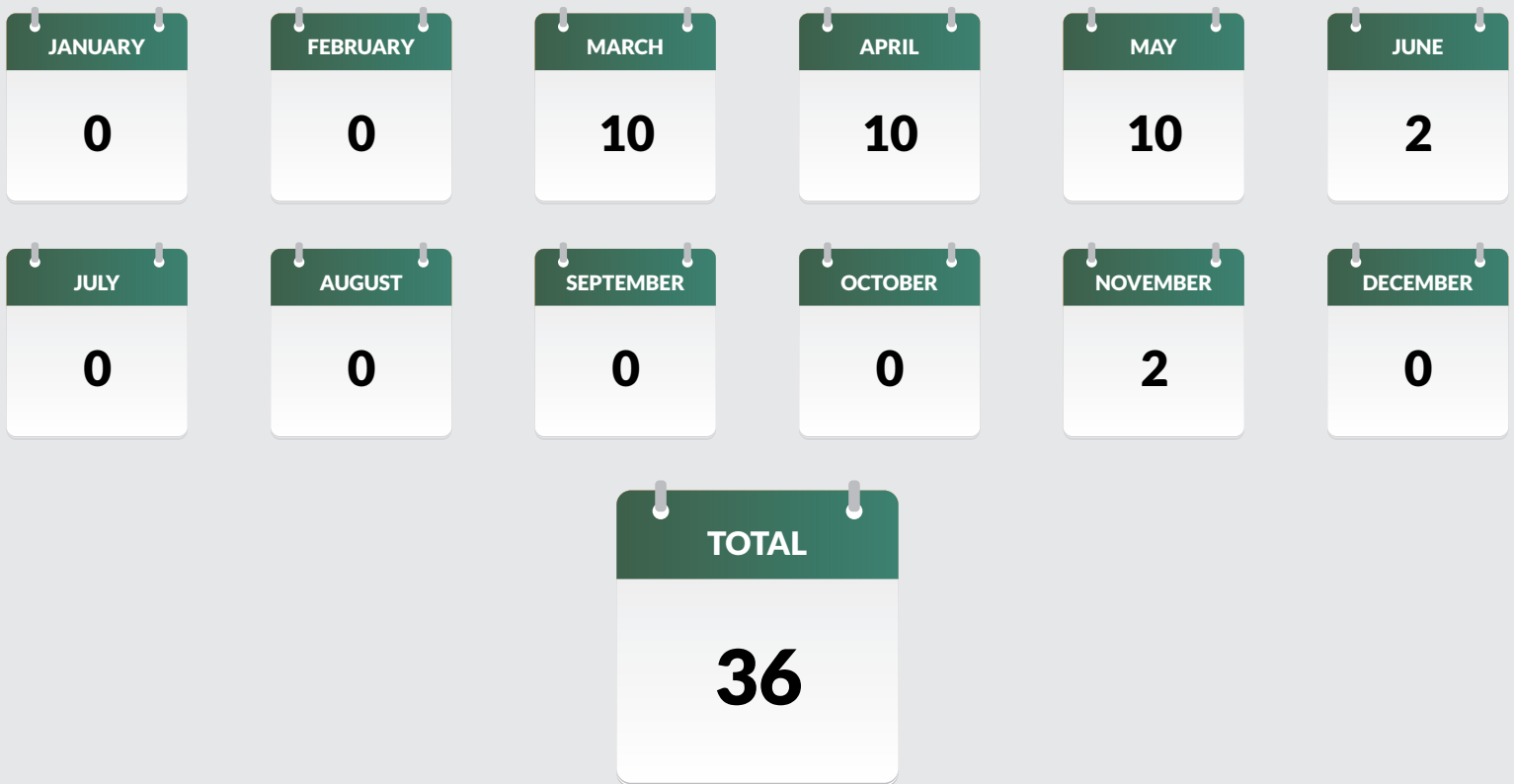
### ECOWAS Travel Certificate Issued

 2017

110



### Lost and Stolen Passport Re-Issued (2017)



### Combined Expatriate Residence Permit and Aliens Card(CERPAC) Issued

 2016

----

 YoY Change(%)

----

 2017

3



### Passport Applications ( Standard Passport) Year 2016-2017



2016	
	Minor (0-17) <b>11,660</b>
	Adult (18-59) <b>90,707</b>
	Senior Citizen (60 & above) <b>6,944</b>
	<b>Total 109,311</b>

2017	
	Minor (0-17) <b>2,204</b>
	Adult (18-59) <b>16,512</b>
	Senior Citizen (60 & above) <b>1,226</b>
	<b>Total 19,942</b>

### YoY Change

	Minor (0-17) <b>(81.10)</b>
	Adult (18-59) <b>(81.80)</b>
	Senior Citizen (60 & above) <b>(82.34)</b>
	<b>Total (81.76)</b>



### Passport Issued in Nigeria

	<b>2015</b>	<b>25,316</b>
	<b>2016</b>	<b>29,507</b>
	<b>2017</b>	<b>23,789</b>
	<b>YoY Change</b>	<b>(19.38)</b>



ECOWAS Travel Certificate Issued

2017

416



Lost and Stolen Passport Re-Issued (2017)

JANUARY  
28

FEBRUARY  
16

MARCH  
52

APRIL  
15

MAY  
33

JUNE  
43

JULY  
44

AUGUST  
16

SEPTEMBER  
27

OCTOBER  
16

NOVEMBER  
14

DECEMBER  
16

TOTAL  
320



Combined Expatriate Residence Permit and Aliens Card(CERPAC) Issued

2016

3,956

YoY Change(%)

(45.15)

2017

2,170



### Passport Applications ( Standard Passport) Year 2016-2017



2016	
	Minor (0-17) <b>2,912</b>
	Adult (18-59) <b>40,619</b>
	Senior Citizen (60 & above) <b>4,213</b>
	<b>Total 47,744</b>

2017	
	Minor (0-17) <b>545</b>
	Adult (18-59) <b>7,588</b>
	Senior Citizen (60 & above) <b>835</b>
	<b>Total 8,968</b>

### YoY Change

	Minor (0-17) <b>(81.28)</b>
	Adult (18-59) <b>(81.32)</b>
	Senior Citizen (60 & above) <b>(80.18)</b>
	<b>Total (81.22)</b>



### Passport Issued in Nigeria

	2015	<b>5,226</b>
	2016	<b>8,081</b>
	2017	<b>9,673</b>
	YoY Change	<b>19.70</b>



### ECOWAS Travel Certificate Issued

2017

914



### Lost and Stolen Passport Re-Issued (2017)

JANUARY  
**1**

FEBRUARY  
**5**

MARCH  
**13**

APRIL  
**14**

MAY  
**19**

JUNE  
**3**

JULY  
**13**

AUGUST  
**6**

SEPTEMBER  
**7**

OCTOBER  
**13**

NOVEMBER  
**12**

DECEMBER  
**8**

TOTAL  
**114**



### Combined Expatriate Residence Permit and Aliens Card(CERPAC) Issued

2016

----

YoY Change(%)

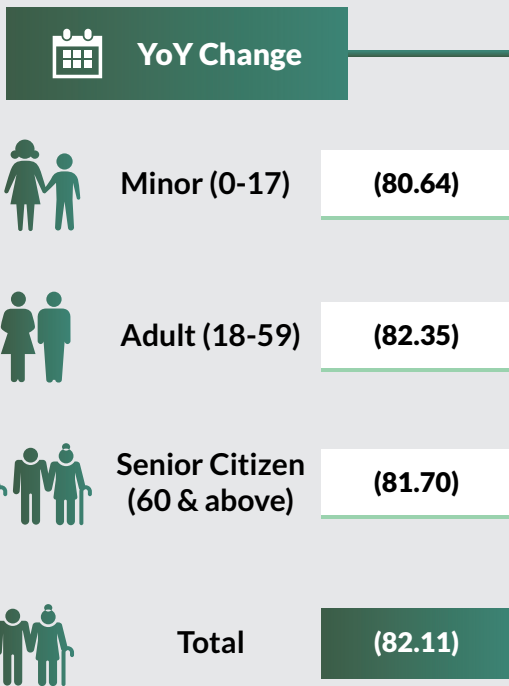
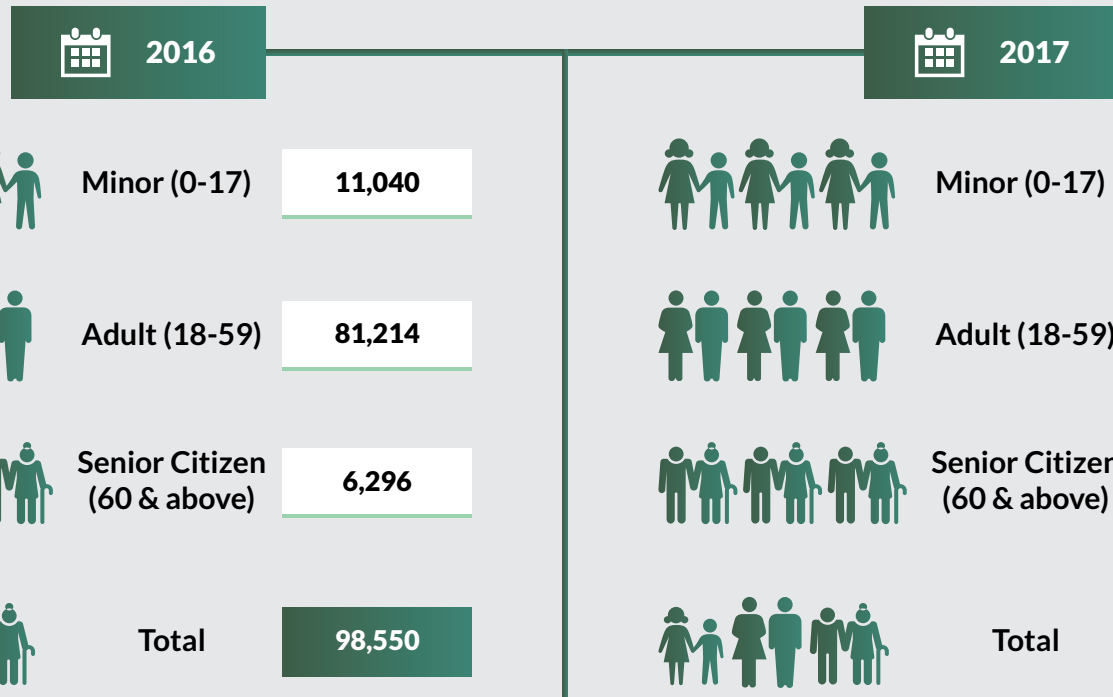
----

2017

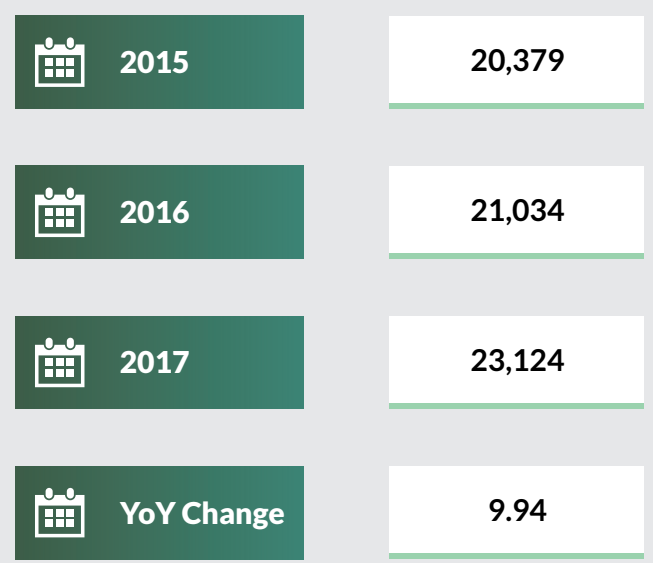
2



### Passport Applications ( Standard Passport) Year 2016-2017



### Passport Issued in Nigeria





### ECOWAS Travel Certificate Issued

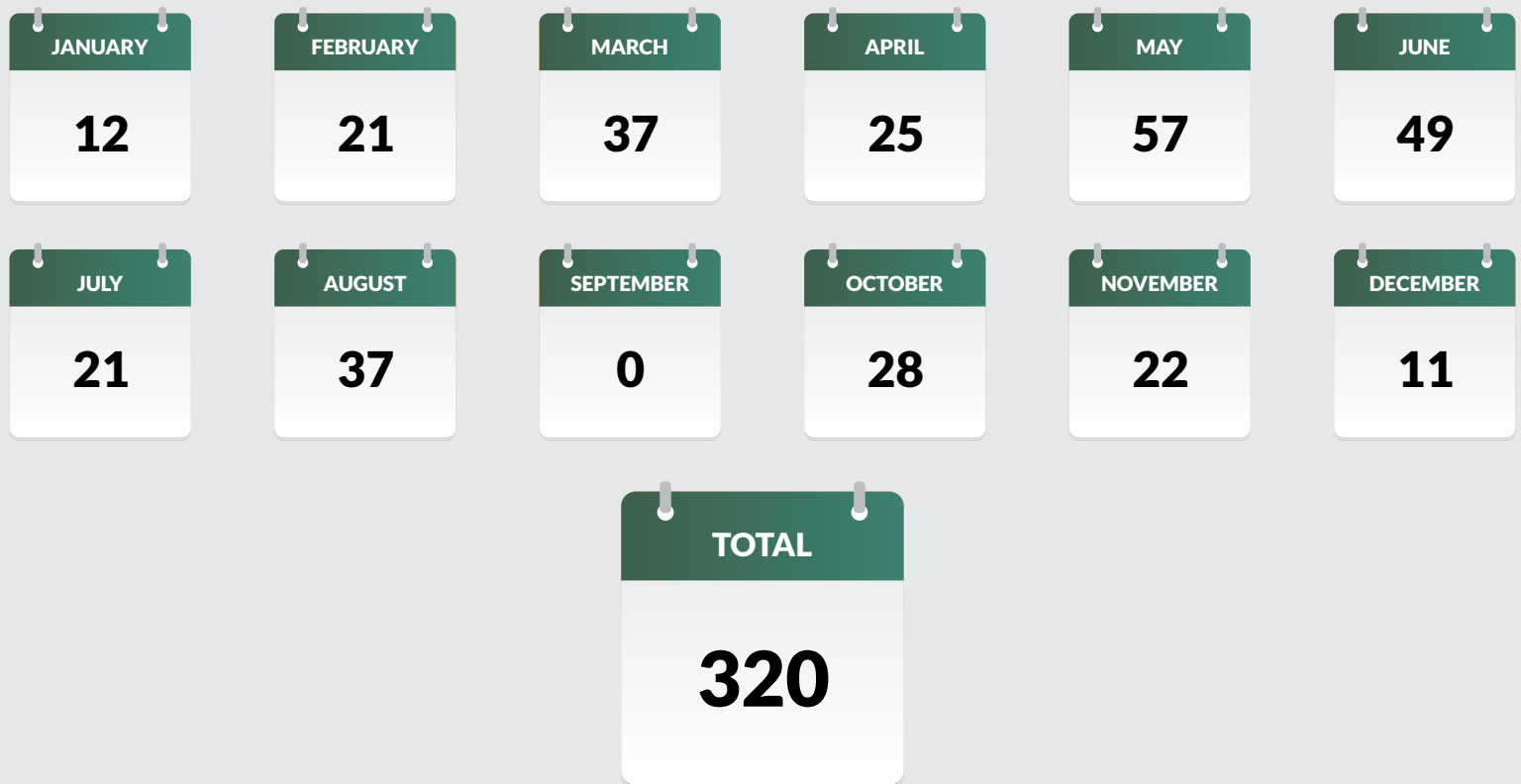


2017

525



### Lost and Stolen Passport Re-Issued (2017)



### Combined Expatriate Residence Permit and Aliens Card(CERPAC) Issued



2016

1,393



YoY Change(%)

(63.17)



2017

513





### Passport Applications ( Standard Passport) Year 2016-2017



2016	
	Minor (0-17) <b>3,645</b>
	Adult (18-59) <b>25,516</b>
	Senior Citizen (60 & above) <b>3,024</b>
	<b>Total 32,185</b>

2017	
	Minor (0-17) <b>399</b>
	Adult (18-59) <b>2,682</b>
	Senior Citizen (60 & above) <b>263</b>
	<b>Total 3,344</b>

### YoY Change

	Minor (0-17) <b>(89.05)</b>
	Adult (18-59) <b>(89.49)</b>
	Senior Citizen (60 & above) <b>(91.30)</b>
	<b>Total (89.61)</b>







### Passport Issued in Nigeria





	<b>2015</b>	----
	<b>2016</b>	----
	<b>2017</b>	<b>3,284</b>
	<b>YoY Change</b>	----







### Passport Applications ( Standard Passport) Year 2016-2017



2016	
 Minor (0-17)	10,942
 Adult (18-59)	87,348
 Senior Citizen (60 & above)	9,578
 Total	107,868





2017	
 Minor (0-17)	2,542
 Adult (18-59)	18,061
 Senior Citizen (60 & above)	2,226
 Total	22,829

### YoY Change

 Minor (0-17)	(76.77)
 Adult (18-59)	(79.32)
 Senior Citizen (60 & above)	(76.76)
 Total	(78.84)



### Passport Issued in Nigeria

 2015	27,961
 2016	36,048
 2017	26,669
 YoY Change	(26.02)



ECOWAS Travel Certificate Issued

2017

1,525



Lost and Stolen Passport Re-Issued (2017)

JANUARY  
76

FEBRUARY  
96

MARCH  
94

APRIL  
42

MAY  
121

JUNE  
84

JULY  
78

AUGUST  
84

SEPTEMBER  
78

OCTOBER  
76

NOVEMBER  
40

DECEMBER  
99

TOTAL  
968



Combined Expatriate Residence Permit and Aliens Card(CERPAC) Issued

2016

195

YoY Change(%)

651.28

2017

1,465



### Passport Applications ( Standard Passport) Year 2016-2017



2016	
Minor (0-17)	5,505
Adult (18-59)	53,839
Senior Citizen (60 & above)	5,469
Total	64,813

2017	
Minor (0-17)	820
Adult (18-59)	9,567
Senior Citizen (60 & above)	965
Total	11,352

### YoY Change

Minor (0-17)	(85.10)
Adult (18-59)	(82.23)
Senior Citizen (60 & above)	(82.36)
Total	(82.48)



### Passport Issued in Nigeria

2015	12,052
2016	16,520
2017	11,943
YoY Change	(27.71)



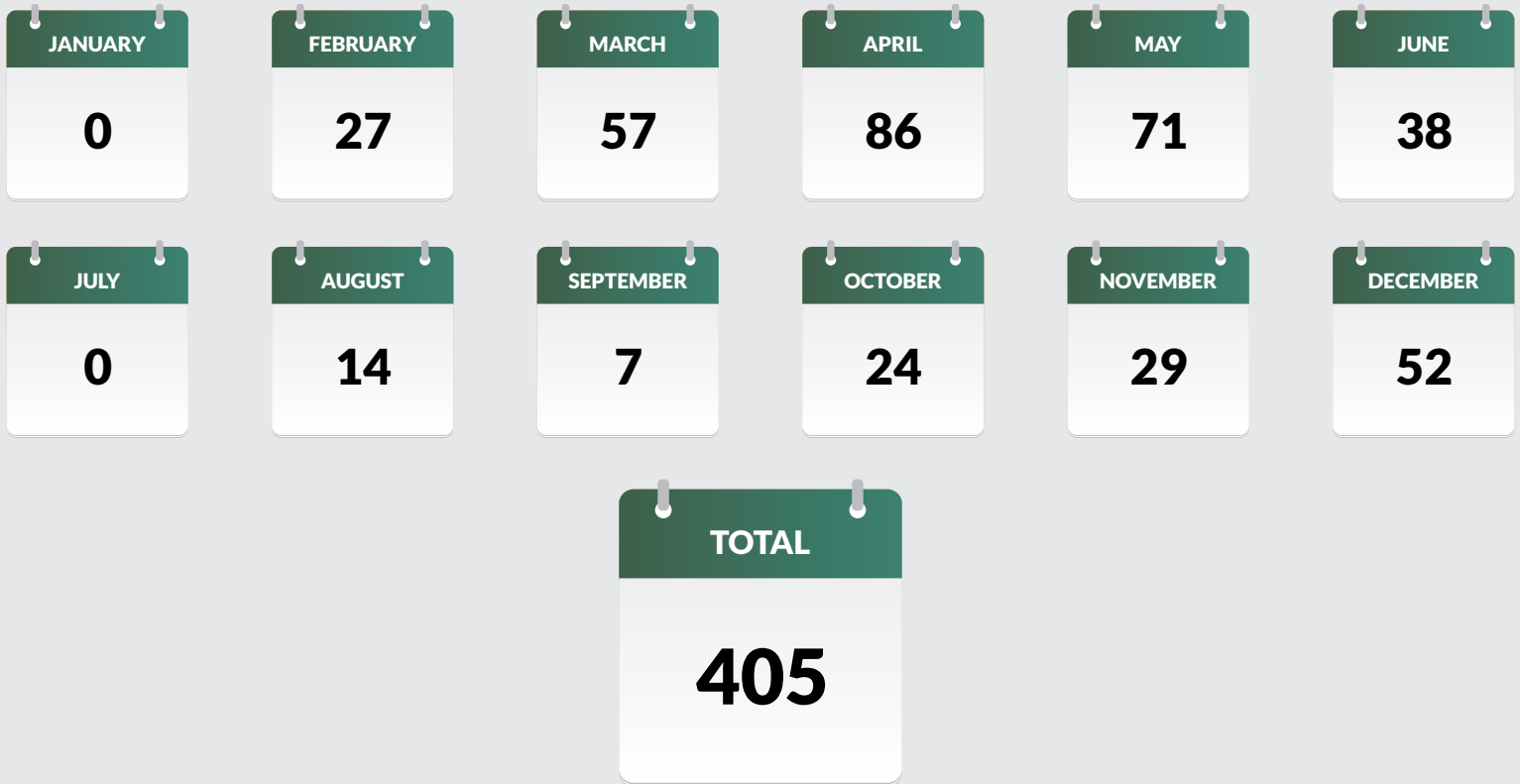
### ECOWAS Travel Certificate Issued

 2017

849




### Lost and Stolen Passport Re-Issued (2017)



### Combined Expatriate Residence Permit and Aliens Card(CERPAC) Issued

 2016

5

 YoY Change(%)

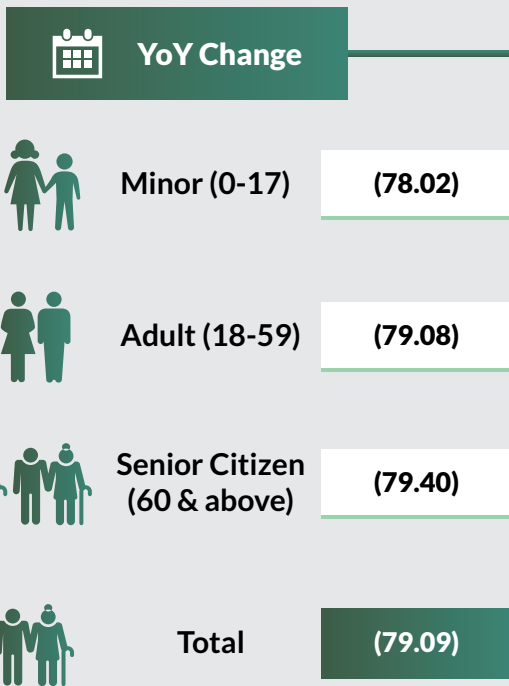
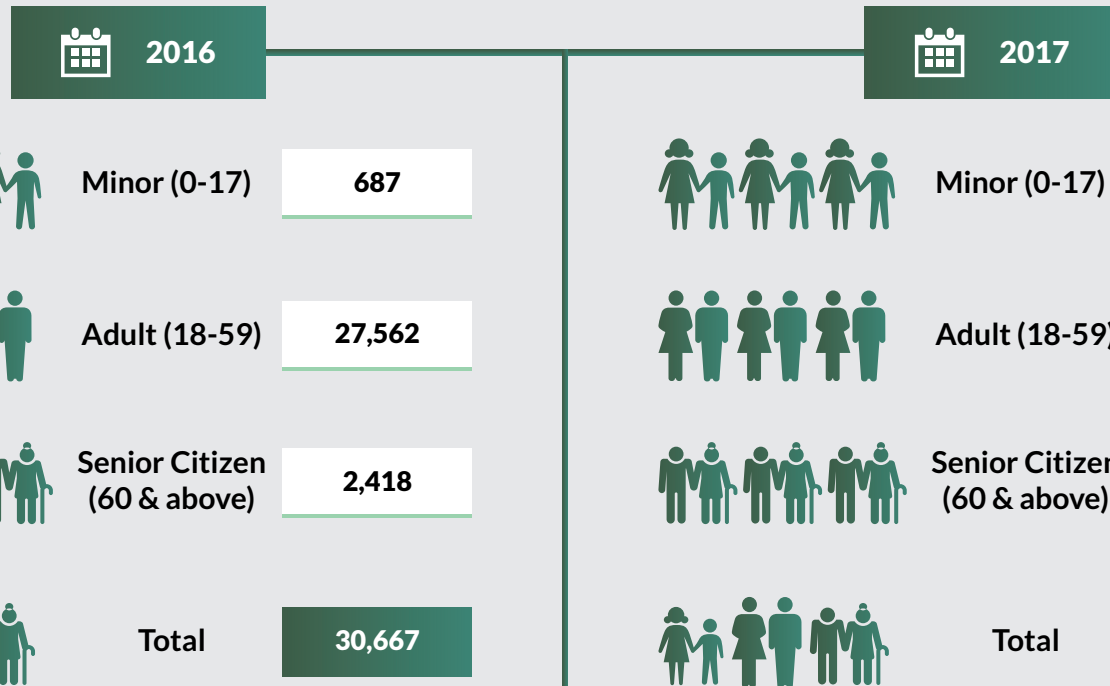
1,080.00

 2017

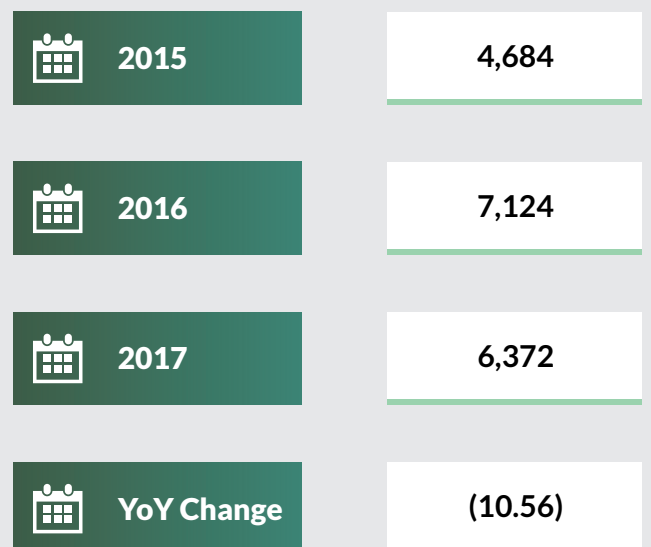
59



### Passport Applications ( Standard Passport) Year 2016-2017



### Passport Issued in Nigeria





ECOWAS Travel Certificate Issued

2017

449



Lost and Stolen Passport Re-Issued (2017)

JANUARY  
0

FEBRUARY  
0

MARCH  
0

APRIL  
2

MAY  
4

JUNE  
18

JULY  
0

AUGUST  
0

SEPTEMBER  
0

OCTOBER  
0

NOVEMBER  
1

DECEMBER  
1

TOTAL  
26



Combined Expatriate Residence Permit and Aliens Card(CERPAC) Issued

2016

----

YoY Change(%)

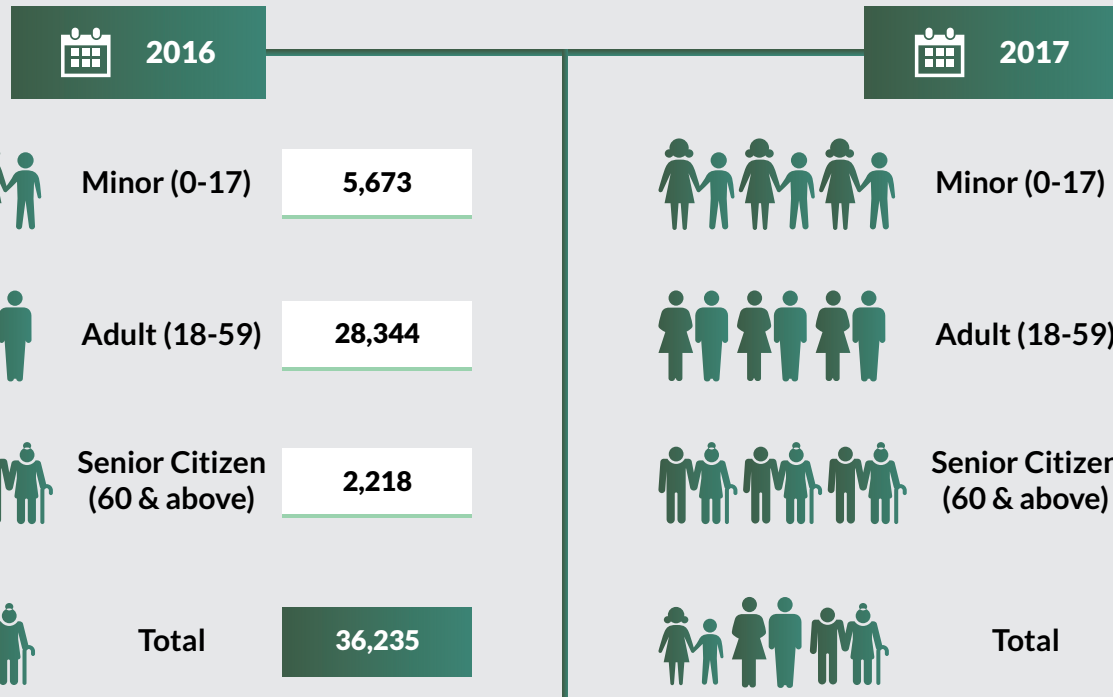
----

2017

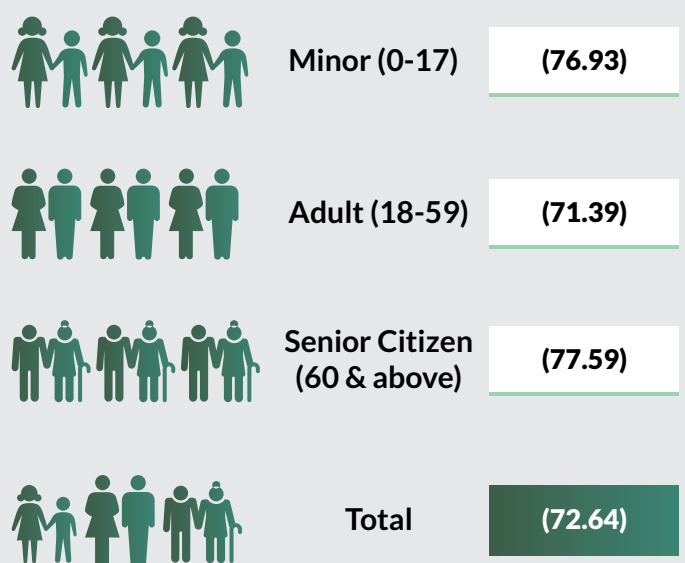
14



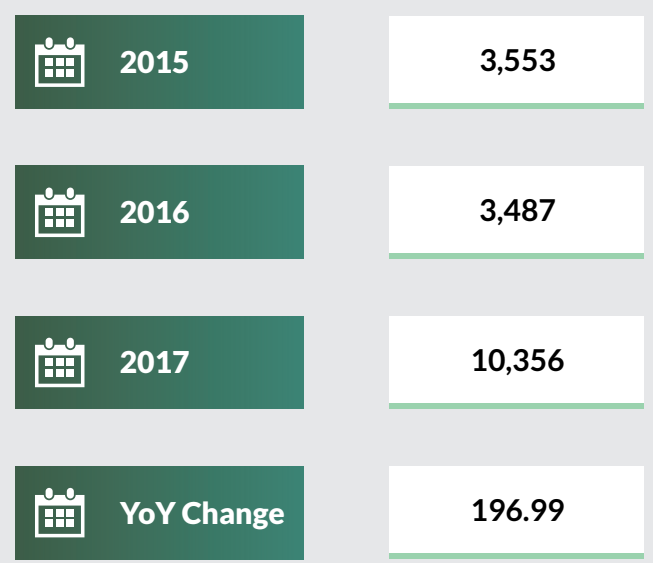
### Passport Applications ( Standard Passport) Year 2016-2017



### YoY Change



### Passport Issued in Nigeria







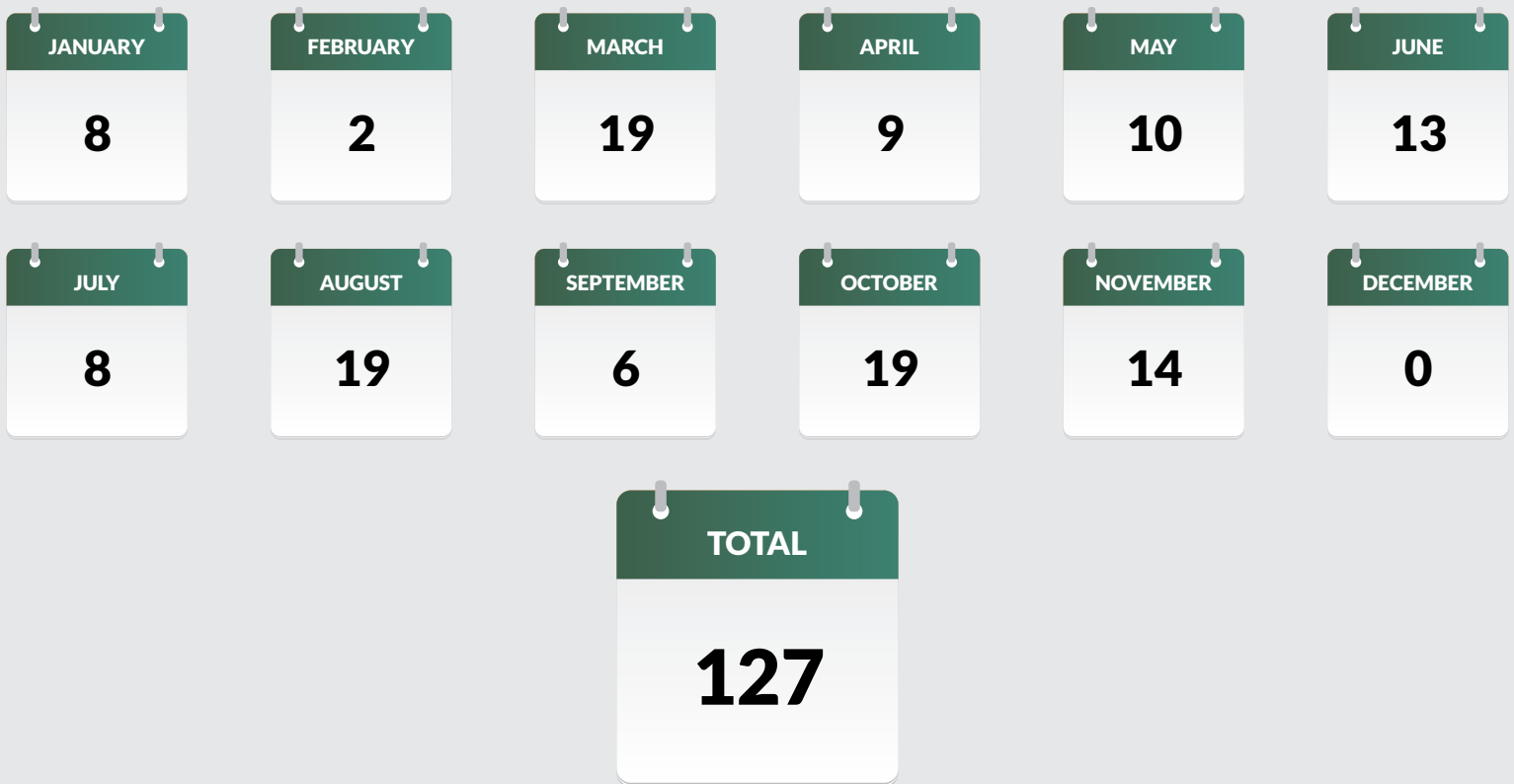
### ECOWAS Travel Certificate Issued

 2017

580




### Lost and Stolen Passport Re-Issued (2017)



### Combined Expatriate Residence Permit and Aliens Card(CERPAC) Issued

 2016

----

 YoY Change(%)

----

 2017

45



### Passport Applications ( Standard Passport) Year 2016-2017



2016	
	Minor (0-17) <b>8,077</b>
	Adult (18-59) <b>46,488</b>
	Senior Citizen (60 & above) <b>7,789</b>
	<b>Total 62,354</b>

2017	
	Minor (0-17) <b>1,703</b>
	Adult (18-59) <b>9,887</b>
	Senior Citizen (60 & above) <b>1,498</b>
	<b>Total 13,088</b>

### YoY Change

	Minor (0-17) <b>(78.92)</b>
	Adult (18-59) <b>(78.73)</b>
	Senior Citizen (60 & above) <b>(80.77)</b>
	<b>Total (79.01)</b>



### Passport Issued in Nigeria

	2015	-----
	2016	<b>17,827</b>
	2017	<b>14,910</b>
	YoY Change	<b>(16.36)</b>



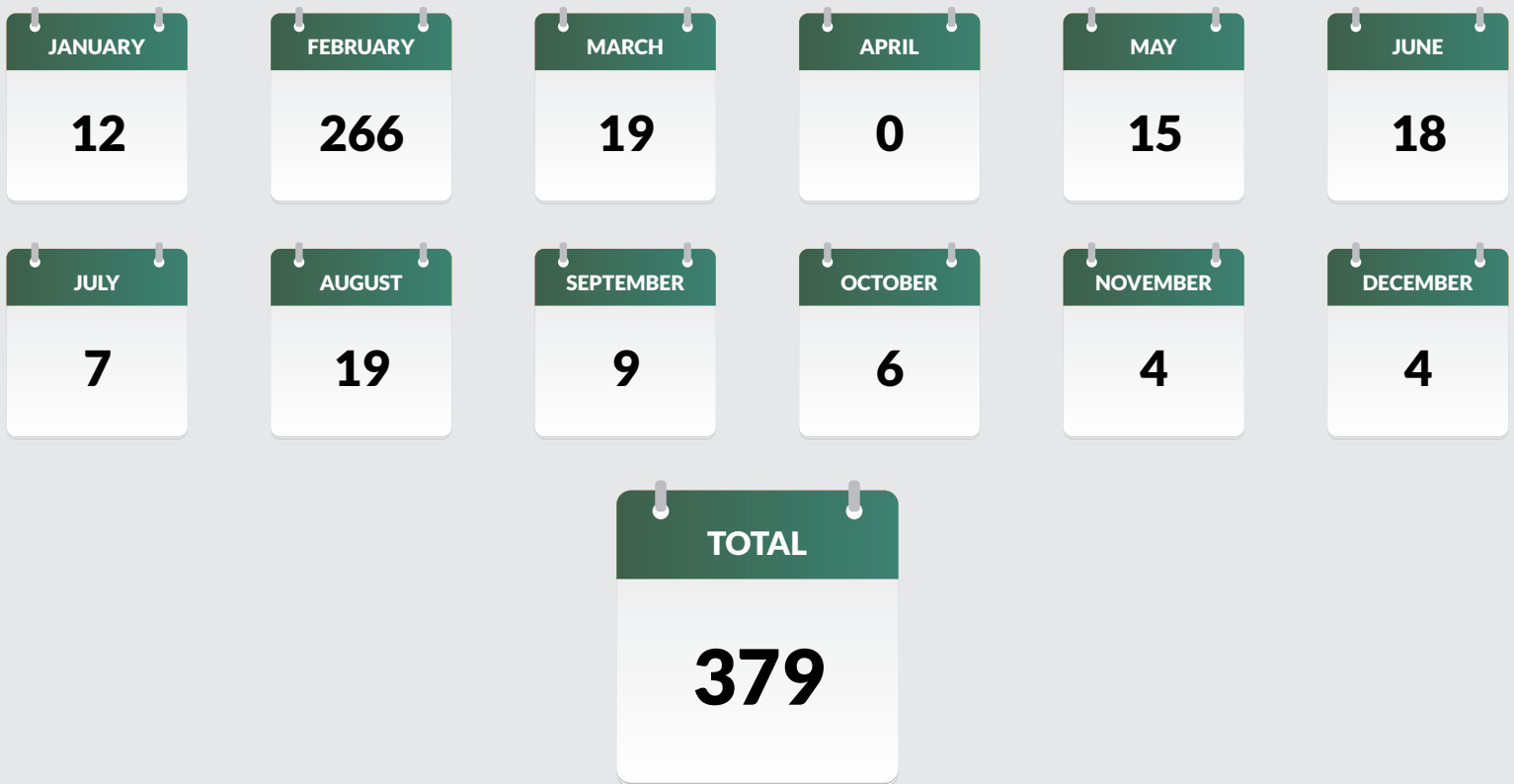
### ECOWAS Travel Certificate Issued

 2017

267



### Lost and Stolen Passport Re-Issued (2017)




### Combined Expatriate Residence Permit and Aliens Card(CERPAC) Issued

 2016

5

 2017

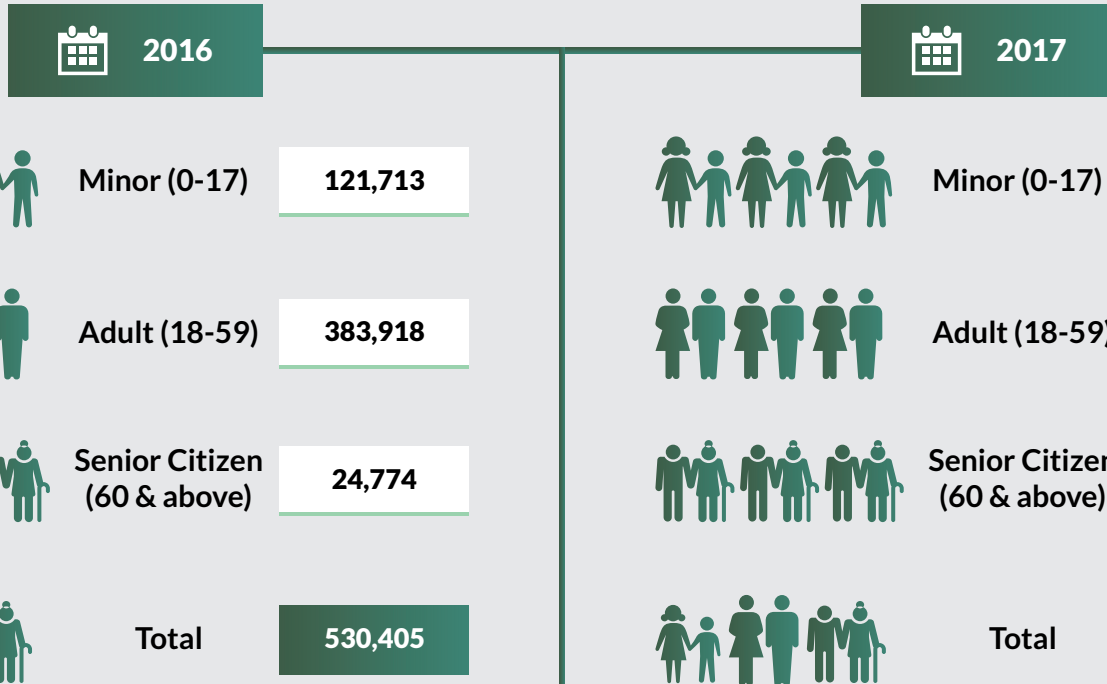
89

 YoY Change(%)

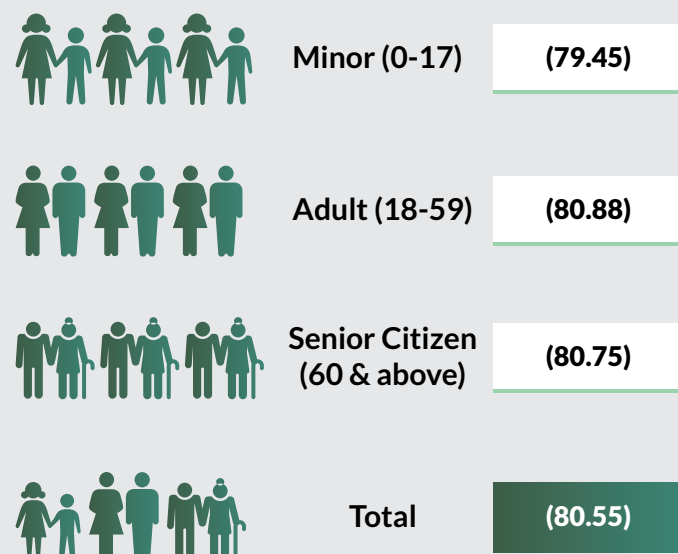
1,680.00



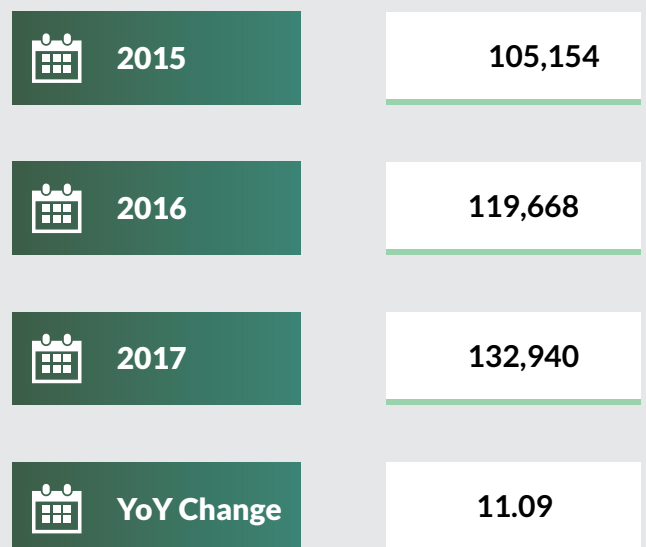
### Passport Applications ( Standard Passport) Year 2016-2017



### YoY Change



### Passport Issued in Nigeria





### ECOWAS Travel Certificate Issued



2017

2,691



### Lost and Stolen Passport Re-Issued (2017)

JANUARY

103

FEBRUARY

58

MARCH

157

APRIL

81

MAY

199

JUNE

129

JULY

157

AUGUST

103

SEPTEMBER

58

OCTOBER

0

NOVEMBER

0

DECEMBER

0

TOTAL

1,045



### Combined Expatriate Residence Permit and Aliens Card(CERPAC) Issued



2016

19,555



YoY Change(%)

13.67







2017





22,228







### Passport Applications ( Standard Passport) Year 2016-2017



2016	
 Minor (0-17)	76,177
 Adult (18-59)	192,691
 Senior Citizen (60 & above)	14,609
 Total	283,477





2017	
 Minor (0-17)	15,738
 Adult (18-59)	38,771
 Senior Citizen (60 & above)	2,866
 Total	57,375

### YoY Change

 Minor (0-17)	(79.34)
 Adult (18-59)	(79.88)
 Senior Citizen (60 & above)	(80.38)
 Total	(79.76)



### Passport Issued in Nigeria

 2015	70,416
 2016	60,331
 2017	66,084
 YoY Change	9.54



### ECOWAS Travel Certificate Issued

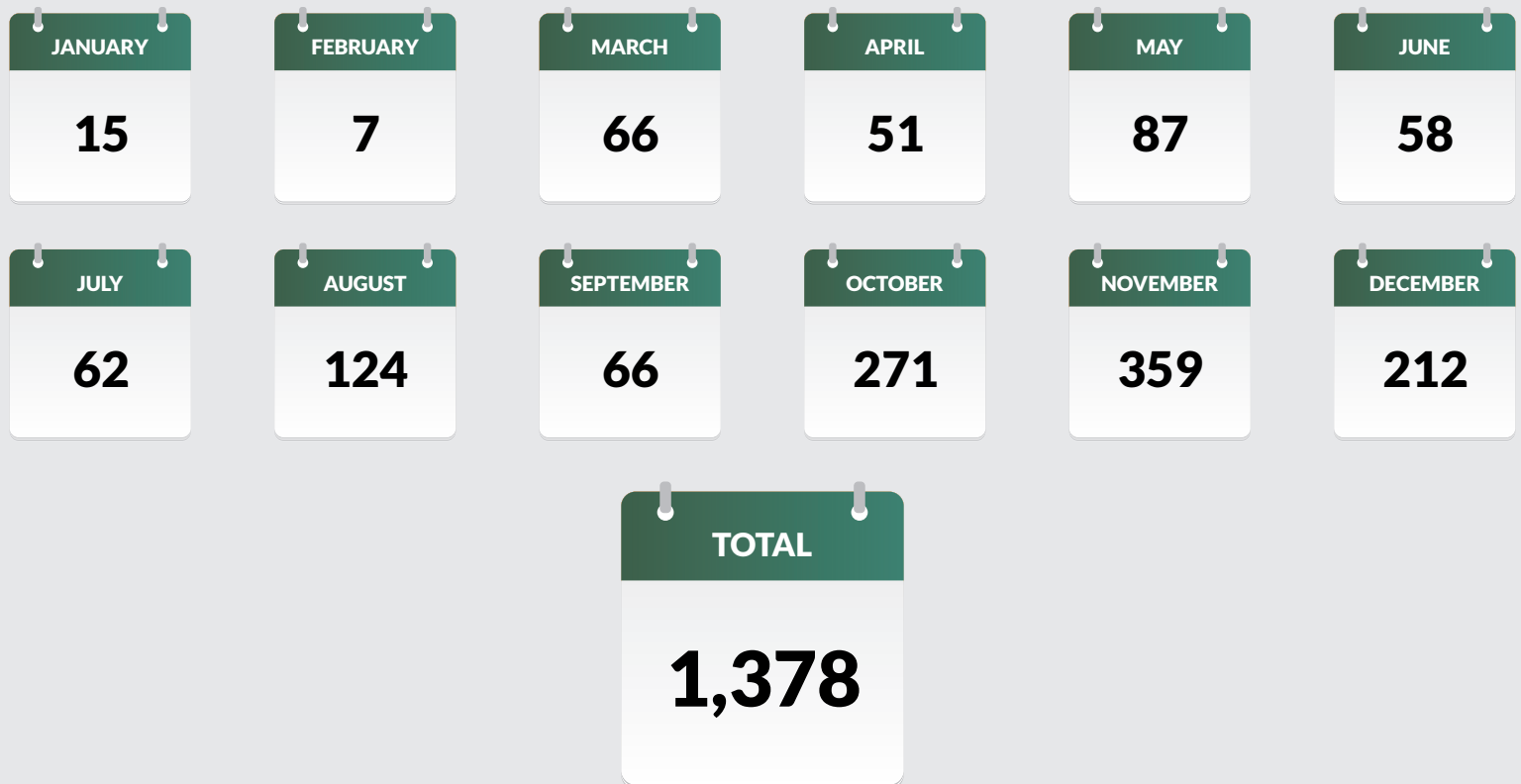


2017

2,691



### Lost and Stolen Passport Re-Issued (2017)



### Combined Expatriate Residence Permit and Aliens Card(CERPAC) Issued



2016

19,555



YoY Change(%)

13.67







2017





22,228







### Passport Applications ( Standard Passport) Year 2016-2017



2016	
 Minor (0-17)	49,832
 Adult (18-59)	194,034
 Senior Citizen (60 & above)	10,716
 Total	254,582





2017	
 Minor (0-17)	9,889
 Adult (18-59)	36,081
 Senior Citizen (60 & above)	2,026
 Total	47,996

### YoY Change

 Minor (0-17)	(80.16)
 Adult (18-59)	(81.40)
 Senior Citizen (60 & above)	(81.09)
 Total	(81.15)



### Passport Issued in Nigeria

 2015	61,525
 2016	59,845
 2017	55,873
 YoY Change	(6.64)





### ECOWAS Travel Certificate Issued



2017

2,691



### Lost and Stolen Passport Re-Issued (2017)

JANUARY

127

FEBRUARY

256

MARCH

218

APRIL

134

MAY

146

JUNE

141

JULY

128

AUGUST

266

SEPTEMBER

103

OCTOBER

0

NOVEMBER

0

DECEMBER

0

TOTAL

1,519



### Combined Expatriate Residence Permit and Aliens Card(CERPAC) Issued



2016

19,555



YoY Change(%)

13.67



2017

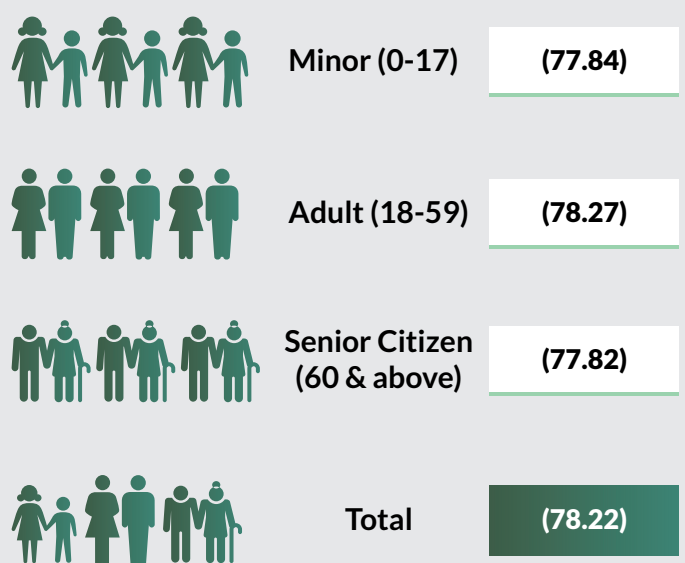
22,228



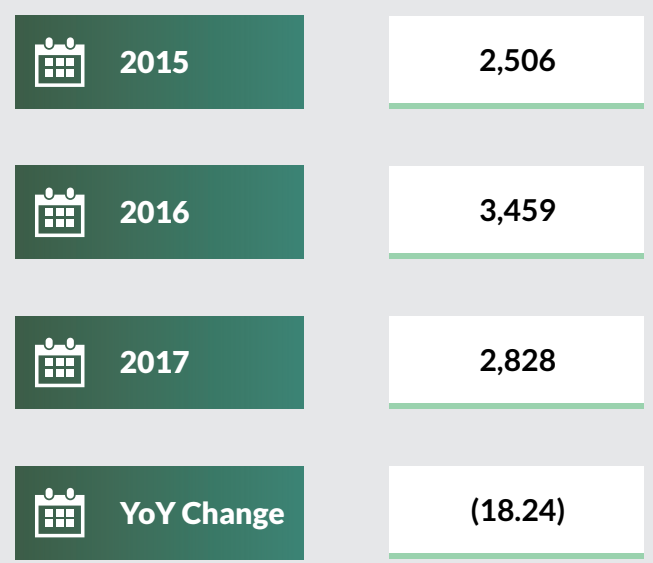
### Passport Applications ( Standard Passport) Year 2016-2017



### YoY Change



### Passport Issued in Nigeria





ECOWAS Travel Certificate Issued

2017

120



Lost and Stolen Passport Re-Issued (2017)

JANUARY  
0

FEBRUARY  
1

MARCH  
0

APRIL  
1

MAY  
2

JUNE  
0

JULY  
0

AUGUST  
0

SEPTEMBER  
0

OCTOBER  
1

NOVEMBER  
0

DECEMBER  
0

TOTAL  
5



Combined Expatriate Residence Permit and Aliens Card(CERPAC) Issued

2016

----

YoY Change(%)

----

2017

9



### Passport Applications ( Standard Passport) Year 2016-2017



2016	
	Minor (0-17) <b>1,824</b>
	Adult (18-59) <b>31,817</b>
	Senior Citizen (60 & above) <b>4,309</b>
	<b>Total 37,950</b>

2017	
	Minor (0-17) <b>369</b>
	Adult (18-59) <b>6,414</b>
	Senior Citizen (60 & above) <b>962</b>
	<b>Total 7,745</b>

### YoY Change

	Minor (0-17) <b>(79.77)</b>
	Adult (18-59) <b>(79.84)</b>
	Senior Citizen (60 & above) <b>(77.67)</b>
	<b>Total (79.59)</b>



### Passport Issued in Nigeria

	<b>2015</b>	<b>6,656</b>
	<b>2016</b>	<b>7,060</b>
	<b>2017</b>	<b>9,633</b>
	<b>YoY Change</b>	<b>36.44</b>



### ECOWAS Travel Certificate Issued

 2017

544



### Lost and Stolen Passport Re-Issued (2017)

JANUARY  
8

FEBRUARY  
6

MARCH  
15

APRIL  
4

MAY  
17

JUNE  
10

JULY  
20

AUGUST  
28

SEPTEMBER  
15

OCTOBER  
8

NOVEMBER  
10

DECEMBER  
4


TOTAL  
145



### Combined Expatriate Residence Permit and Aliens Card(CERPAC) Issued

 2016

----

 YoY Change(%)

----

 2017

35



### Passport Applications ( Standard Passport) Year 2016-2017



2016	
	Minor (0-17) <b>28,762</b>
	Adult (18-59) <b>94,050</b>
	Senior Citizen (60 & above) <b>7,078</b>
	<b>Total 129,890</b>

2017	
	Minor (0-17) <b>5,924</b>
	Adult (18-59) <b>18,147</b>
	Senior Citizen (60 & above) <b>1,363</b>
	<b>Total 25,434</b>

### YoY Change

	Minor (0-17) <b>(79.40)</b>
	Adult (18-59) <b>(80.70)</b>
	Senior Citizen (60 & above) <b>(80.74)</b>
	<b>Total (80.42)</b>



### Passport Issued in Nigeria

	<b>2015</b>	<b>27,803</b>
	<b>2016</b>	<b>29,952</b>
	<b>2017</b>	<b>30,321</b>
	<b>YoY Change</b>	<b>1.23</b>



### ECOWAS Travel Certificate Issued

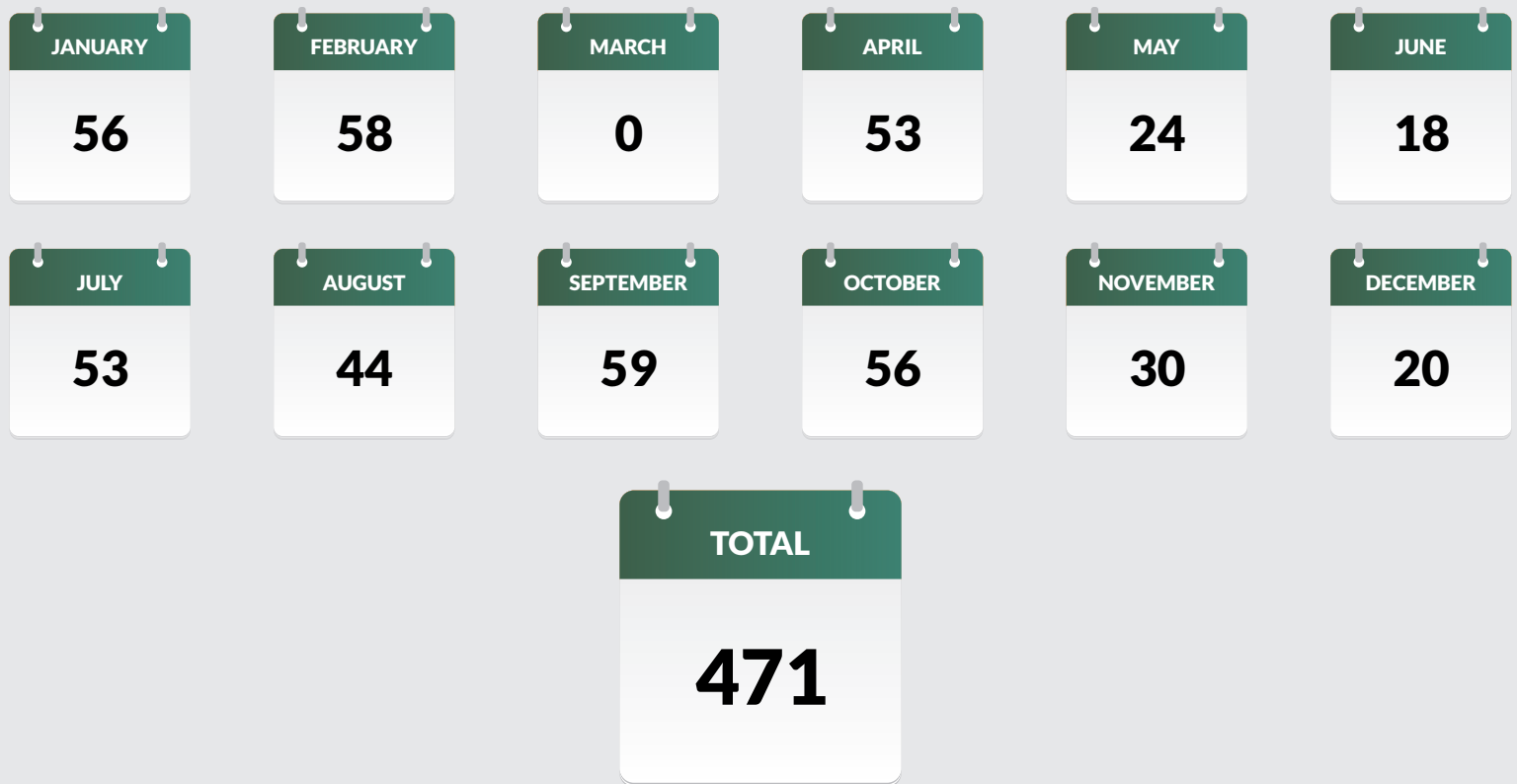


2017

1,162



### Lost and Stolen Passport Re-Issued (2017)



### Combined Expatriate Residence Permit and Aliens Card(CERPAC) Issued



2016

146



YoY Change(%)

1,048.63







2017





1,677







### Passport Applications ( Standard Passport) Year 2016-2017



2016	
 Minor (0-17)	14,397
 Adult (18-59)	66,822
 Senior Citizen (60 & above)	4,599
 Total	85,818





2017	
 Minor (0-17)	2,837
 Adult (18-59)	12,676
 Senior Citizen (60 & above)	867
 Total	16,380

### YoY Change

 Minor (0-17)	(80.29)
 Adult (18-59)	(81.03)
 Senior Citizen (60 & above)	(81.15)
 Total	(80.91)



### Passport Issued in Nigeria

 2015	12,773
 2016	16,775
 2017	21,640
 YoY Change	29.00





ECOWAS Travel Certificate Issued

2017

348



Lost and Stolen Passport Re-Issued (2017)

JANUARY  
12

FEBRUARY  
88

MARCH  
29

APRIL  
29

MAY  
58

JUNE  
15

JULY  
60

AUGUST  
45

SEPTEMBER  
43

OCTOBER  
29

NOVEMBER  
45

DECEMBER  
15

TOTAL  
468



Combined Expatriate Residence Permit and Aliens Card(CERPAC) Issued

2016

----

YoY Change(%)

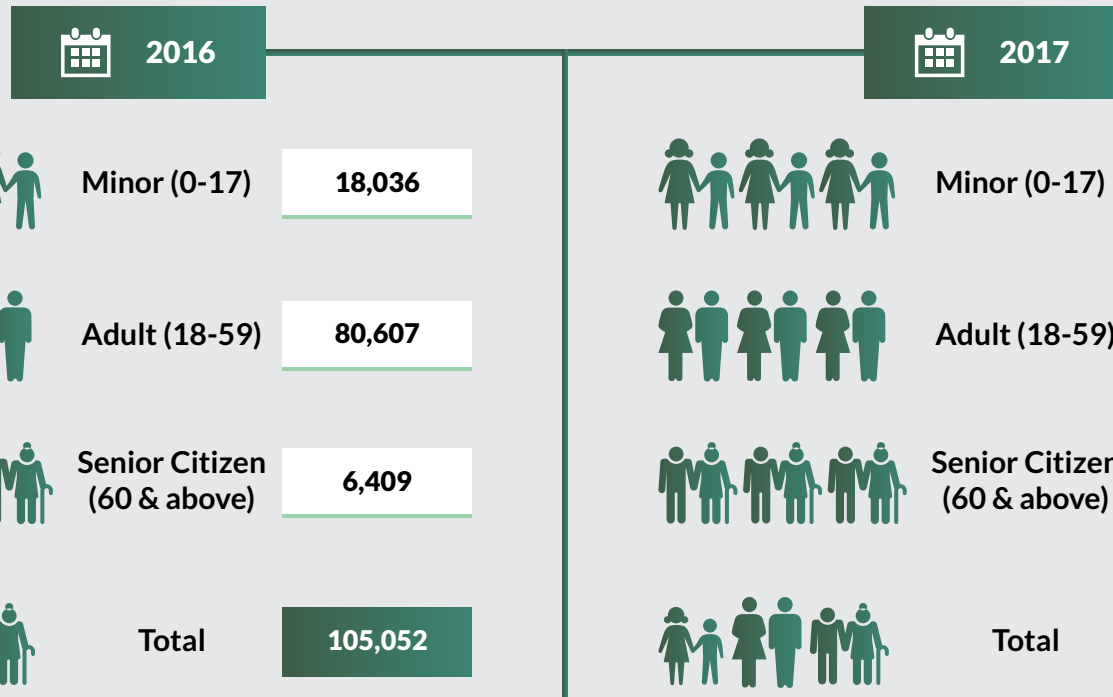
----

2017

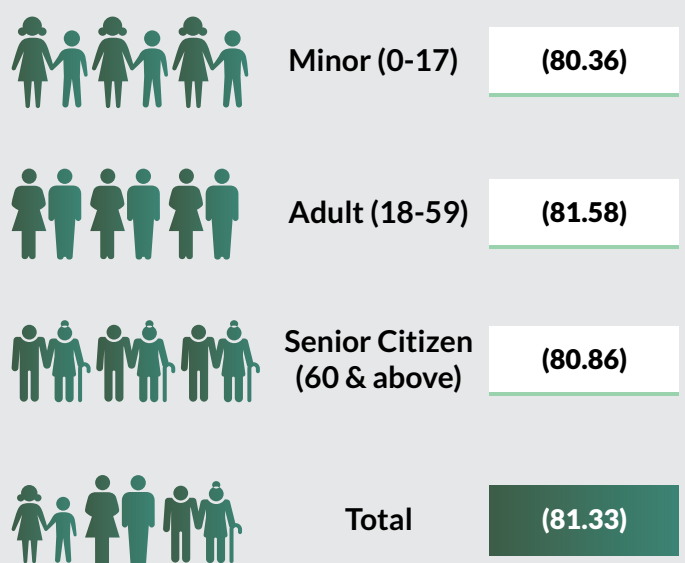
72



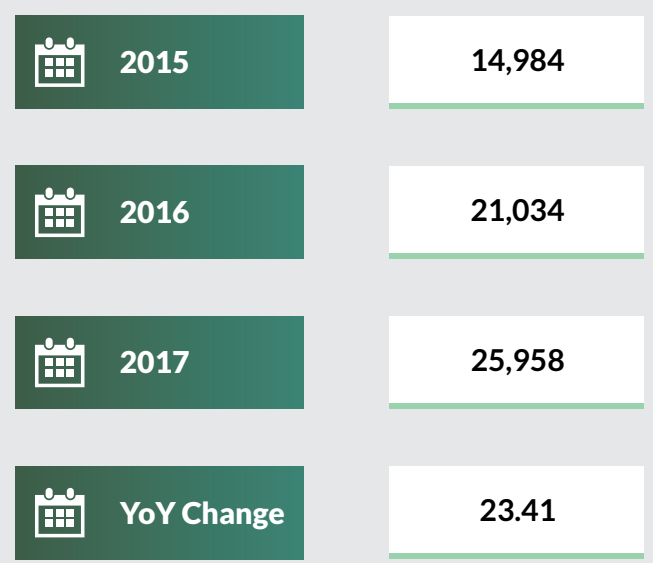
### Passport Applications ( Standard Passport) Year 2016-2017



### YoY Change



### Passport Issued in Nigeria





ECOWAS Travel Certificate Issued

2017

327



Lost and Stolen Passport Re-Issued (2017)

JANUARY  
0

FEBRUARY  
0

MARCH  
0

APRIL  
0

MAY  
0

JUNE  
0

JULY  
0

AUGUST  
0

SEPTEMBER  
0

OCTOBER  
0

NOVEMBER  
0

DECEMBER  
0

TOTAL  
-----



Combined Expatriate Residence Permit and Aliens Card(CERPAC) Issued

2016

27

YoY Change(%)

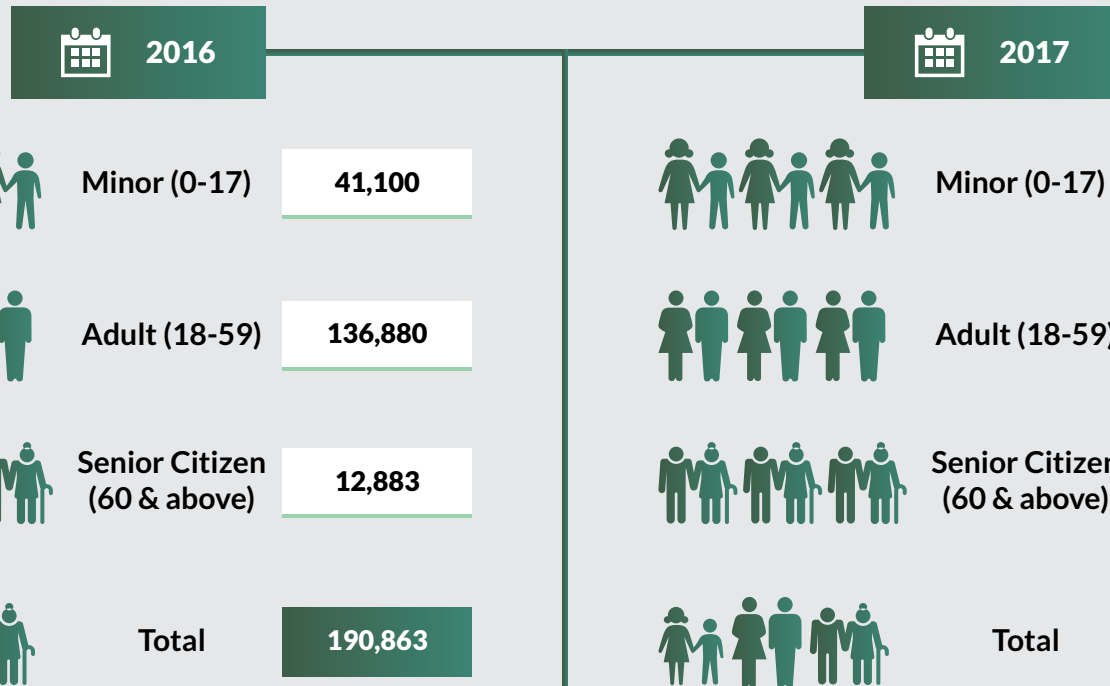
333.33

2017

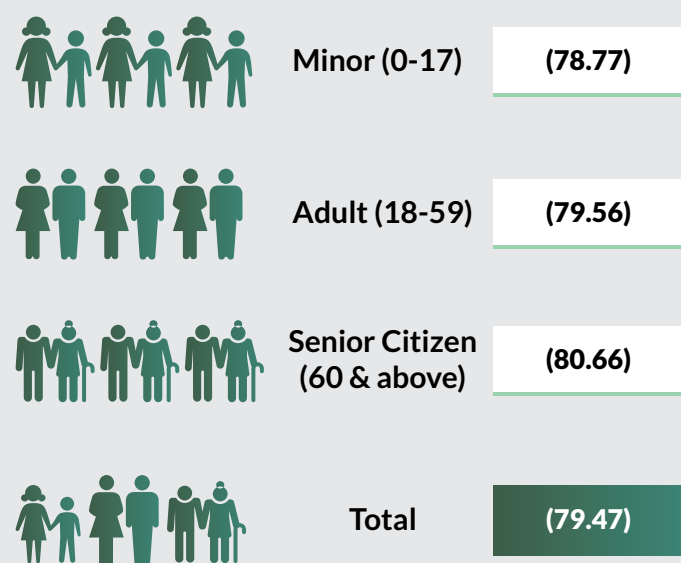
117



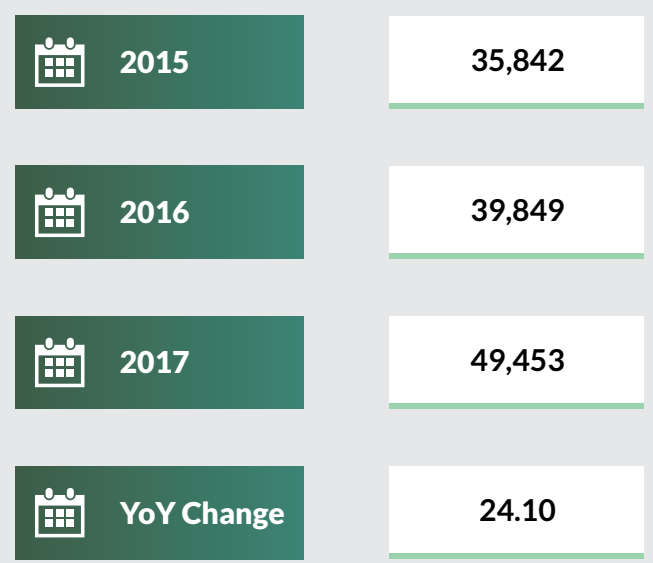
### Passport Applications ( Standard Passport) Year 2016-2017



### YoY Change



### Passport Issued in Nigeria





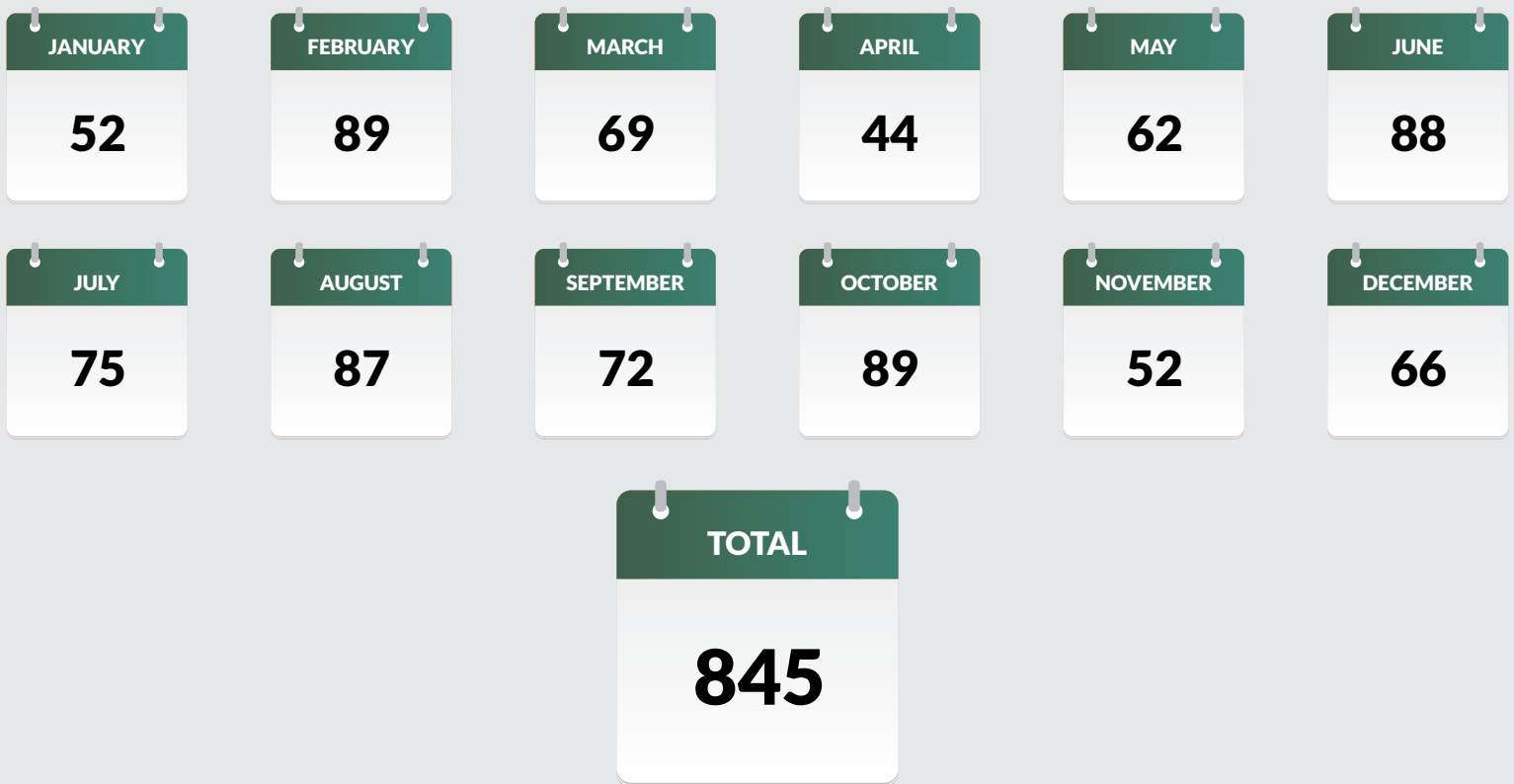
### ECOWAS Travel Certificate Issued

 2017

194



### Lost and Stolen Passport Re-Issued (2017)



### Combined Expatriate Residence Permit and Aliens Card(CERPAC) Issued

 2016

1,322

 2017

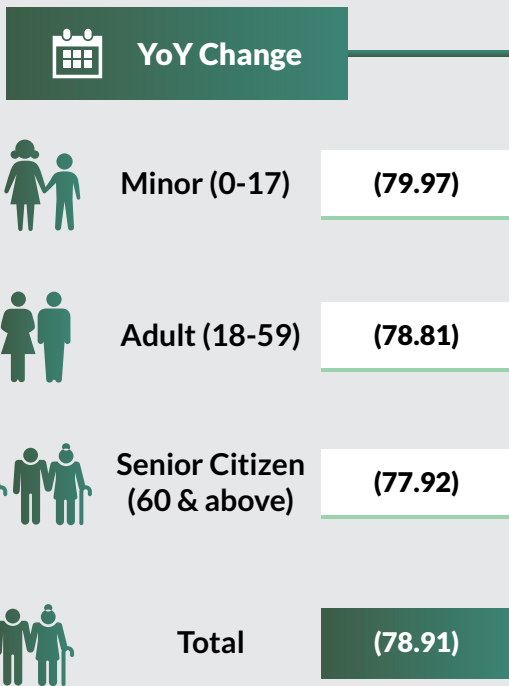
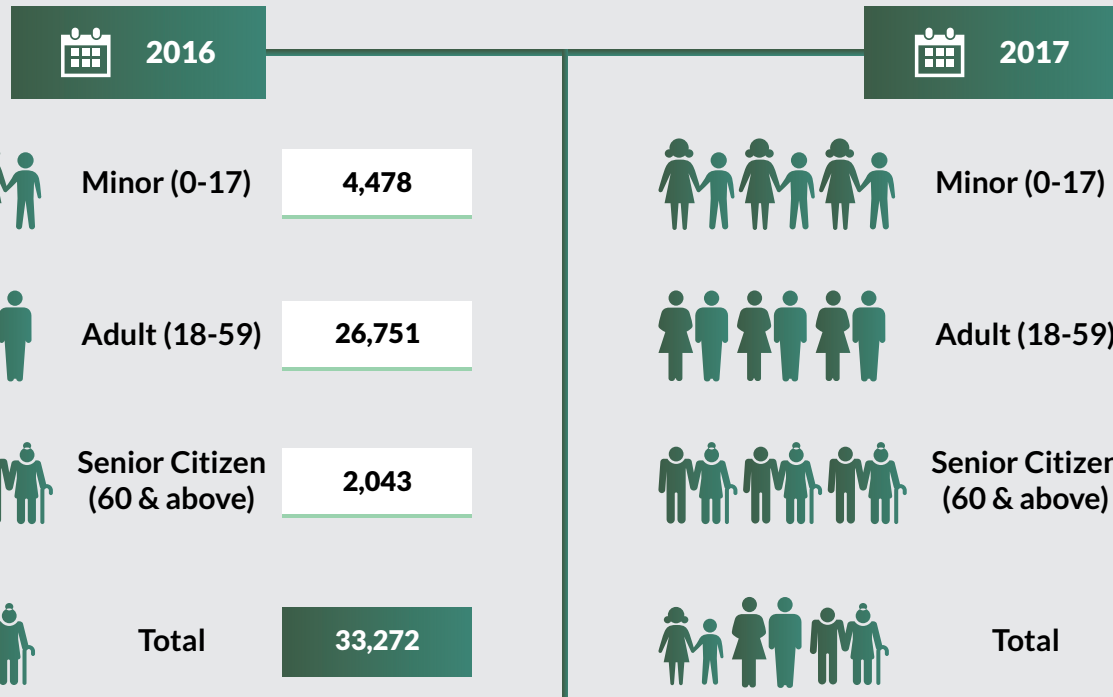
1,000

 YoY Change(%)

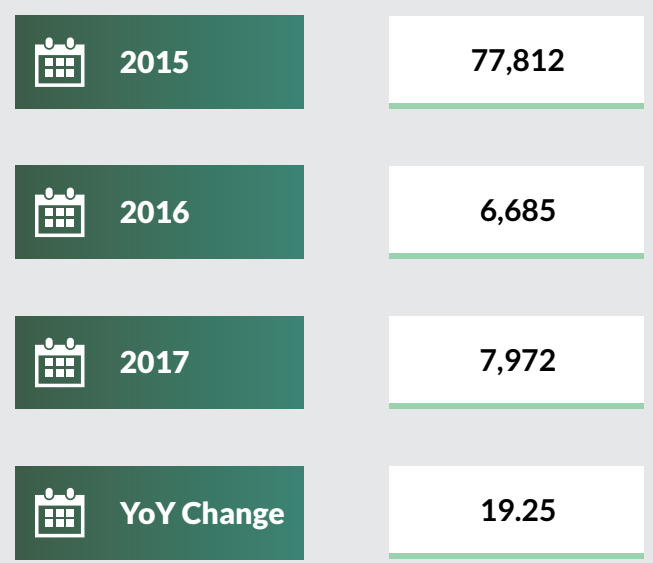
(24.36)



### Passport Applications ( Standard Passport) Year 2016-2017



### Passport Issued in Nigeria





### ECOWAS Travel Certificate Issued

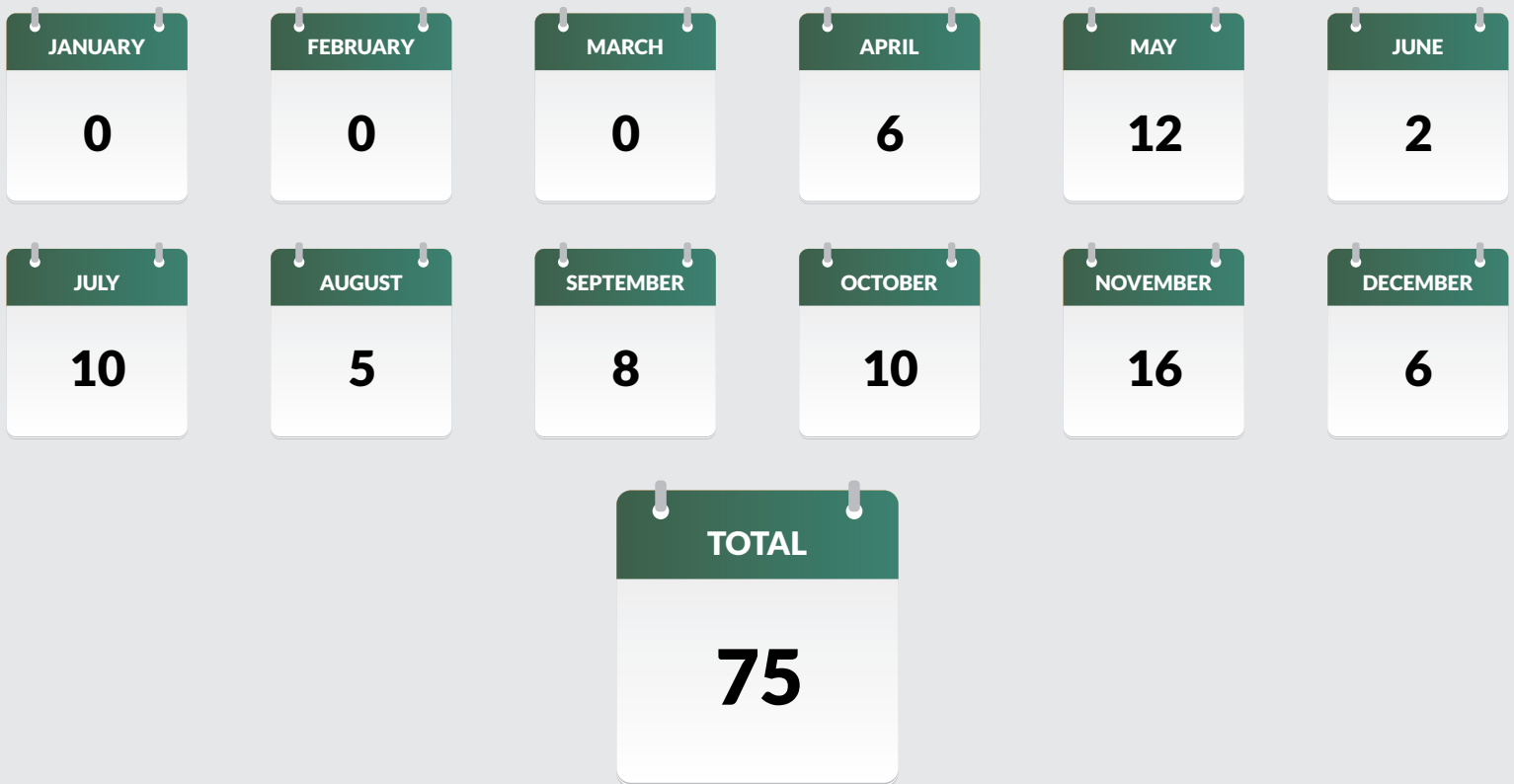


2017

241



### Lost and Stolen Passport Re-Issued (2017)



### Combined Expatriate Residence Permit and Aliens Card(CERPAC) Issued



2016

30



YoY Change(%)

876.67



2017

293



### Passport Applications ( Standard Passport) Year 2016-2017



2016	
	Minor (0-17) <b>27,369</b>
	Adult (18-59) <b>88,659</b>
	Senior Citizen (60 & above) <b>4,900</b>
	<b>Total 120,928</b>

2017	
	Minor (0-17) <b>5,515</b>
	Adult (18-59) <b>16,974</b>
	Senior Citizen (60 & above) <b>919</b>
	<b>Total 23,408</b>

### YoY Change

	Minor (0-17) <b>(79.85)</b>
	Adult (18-59) <b>(80.85)</b>
	Senior Citizen (60 & above) <b>(81.24)</b>
	<b>Total (80.64)</b>



### Passport Issued in Nigeria

	<b>2015</b>	<b>33,424</b>
	<b>2016</b>	<b>29,754</b>
	<b>2017</b>	<b>27,998</b>
	<b>YoY Change</b>	<b>(5.90)</b>





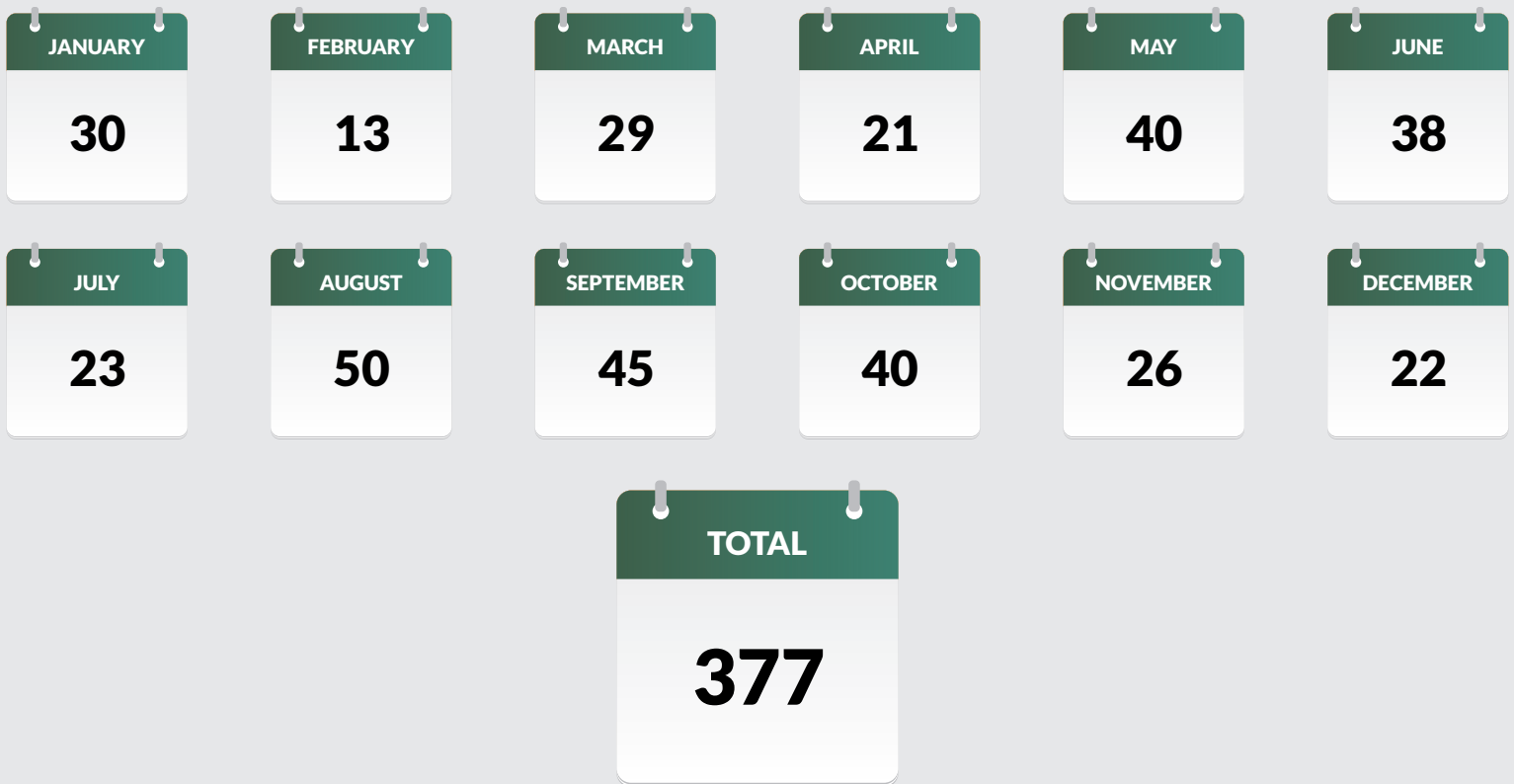
### ECOWAS Travel Certificate Issued

 2017

1,193




### Lost and Stolen Passport Re-Issued (2017)



### Combined Expatriate Residence Permit and Aliens Card(CERPAC) Issued

 2016

75

 YoY Change(%)

1,074.67

 2017

881



### Passport Applications ( Standard Passport) Year 2016-2017



2016	
	Minor (0-17) <b>2,093</b>
	Adult (18-59) <b>29,961</b>
	Senior Citizen (60 & above) <b>4,148</b>
	<b>Total 36,202</b>

2017	
	Minor (0-17) <b>458</b>
	Adult (18-59) <b>6,229</b>
	Senior Citizen (60 & above) <b>968</b>
	<b>Total 7,655</b>

### YoY Change

	Minor (0-17) <b>(78.12)</b>
	Adult (18-59) <b>(79.21)</b>
	Senior Citizen (60 & above) <b>(76.66)</b>
	<b>Total (78.85)</b>



### Passport Issued in Nigeria

	<b>2015</b>	<b>7,760</b>
	<b>2016</b>	<b>7,428</b>
	<b>2017</b>	<b>7,700</b>
	<b>YoY Change</b>	<b>3.66</b>



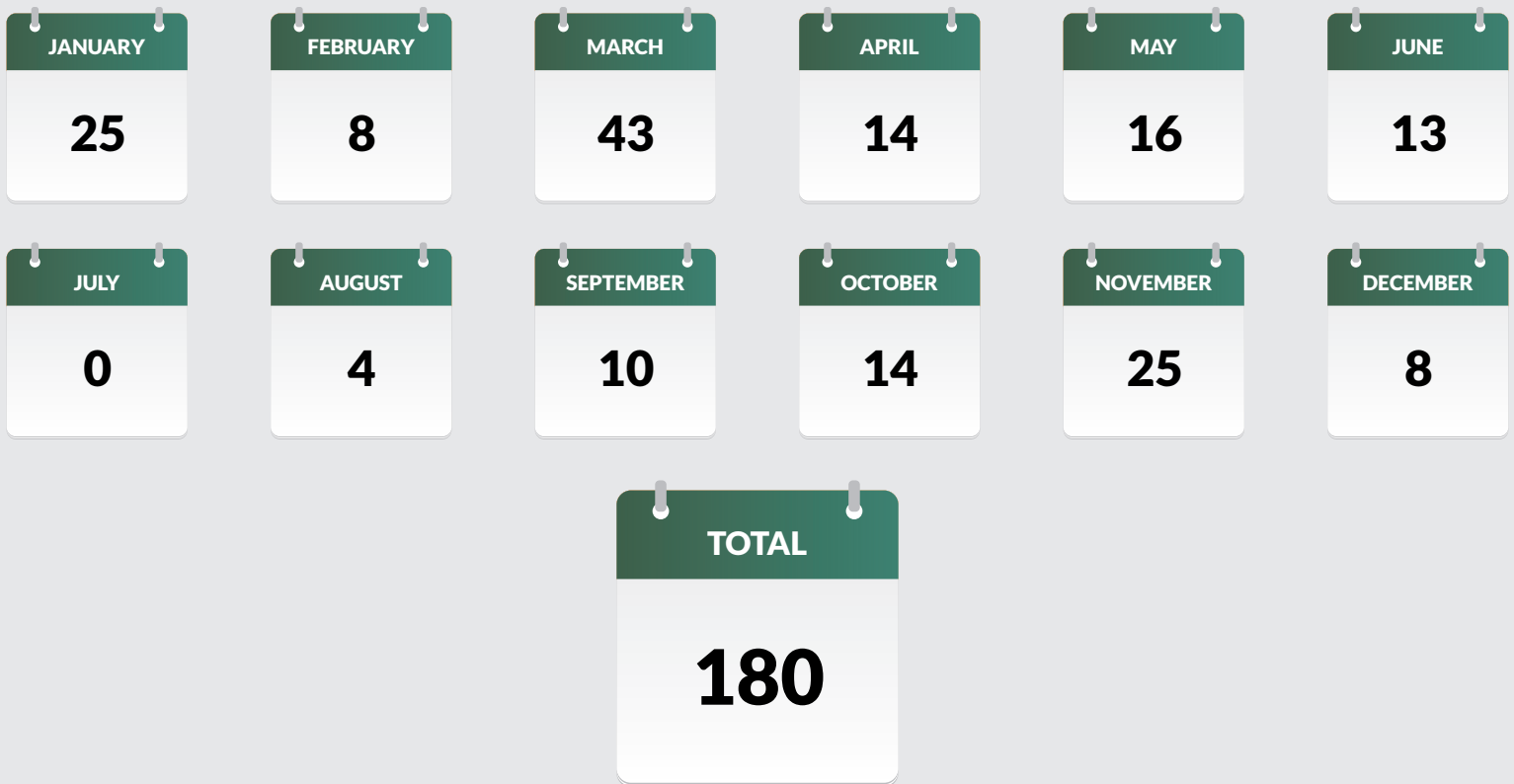
### ECOWAS Travel Certificate Issued

 2017

1,250



### Lost and Stolen Passport Re-Issued (2017)



### Combined Expatriate Residence Permit and Aliens Card(CERPAC) Issued

 2016

----

 YoY Change(%)

----

 2017

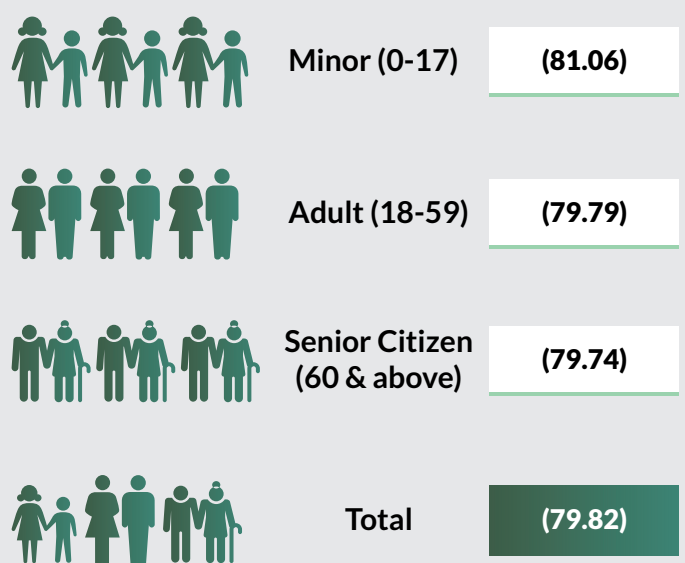
75



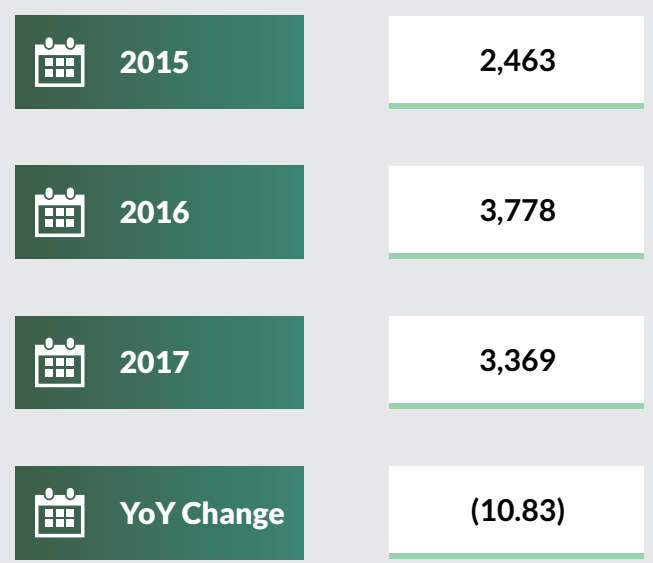
### Passport Applications ( Standard Passport) Year 2016-2017



### YoY Change



### Passport Issued in Nigeria





ECOWAS Travel Certificate Issued

2017

150



Lost and Stolen Passport Re-Issued (2017)

JANUARY  
0

FEBRUARY  
0

MARCH  
0

APRIL  
0

MAY  
0

JUNE  
0

JULY  
0

AUGUST  
0

SEPTEMBER  
0

OCTOBER  
0

NOVEMBER  
0

DECEMBER  
0

TOTAL  
-----



Combined Expatriate Residence Permit and Aliens Card(CERPAC) Issued

2016

-----

YoY Change(%)

-----

2017

8



### Passport Applications ( Standard Passport) Year 2016-2017



2016	
	Minor (0-17) <b>454</b>
	Adult (18-59) <b>10,495</b>
	Senior Citizen (60 & above) <b>1,930</b>
	<b>Total 12,879</b>

2017	
	Minor (0-17) <b>74</b>
	Adult (18-59) <b>1,999</b>
	Senior Citizen (60 & above) <b>381</b>
	<b>Total 2,454</b>

### YoY Change

	Minor (0-17) <b>(83.70)</b>
	Adult (18-59) <b>(80.95)</b>
	Senior Citizen (60 & above) <b>(80.26)</b>
	<b>Total (80.95)</b>



### Passport Issued in Nigeria

	<b>2015</b>	<b>2,499</b>
	<b>2016</b>	<b>2,757</b>
	<b>2017</b>	<b>2,629</b>
	<b>YoY Change</b>	<b>(4.64)</b>



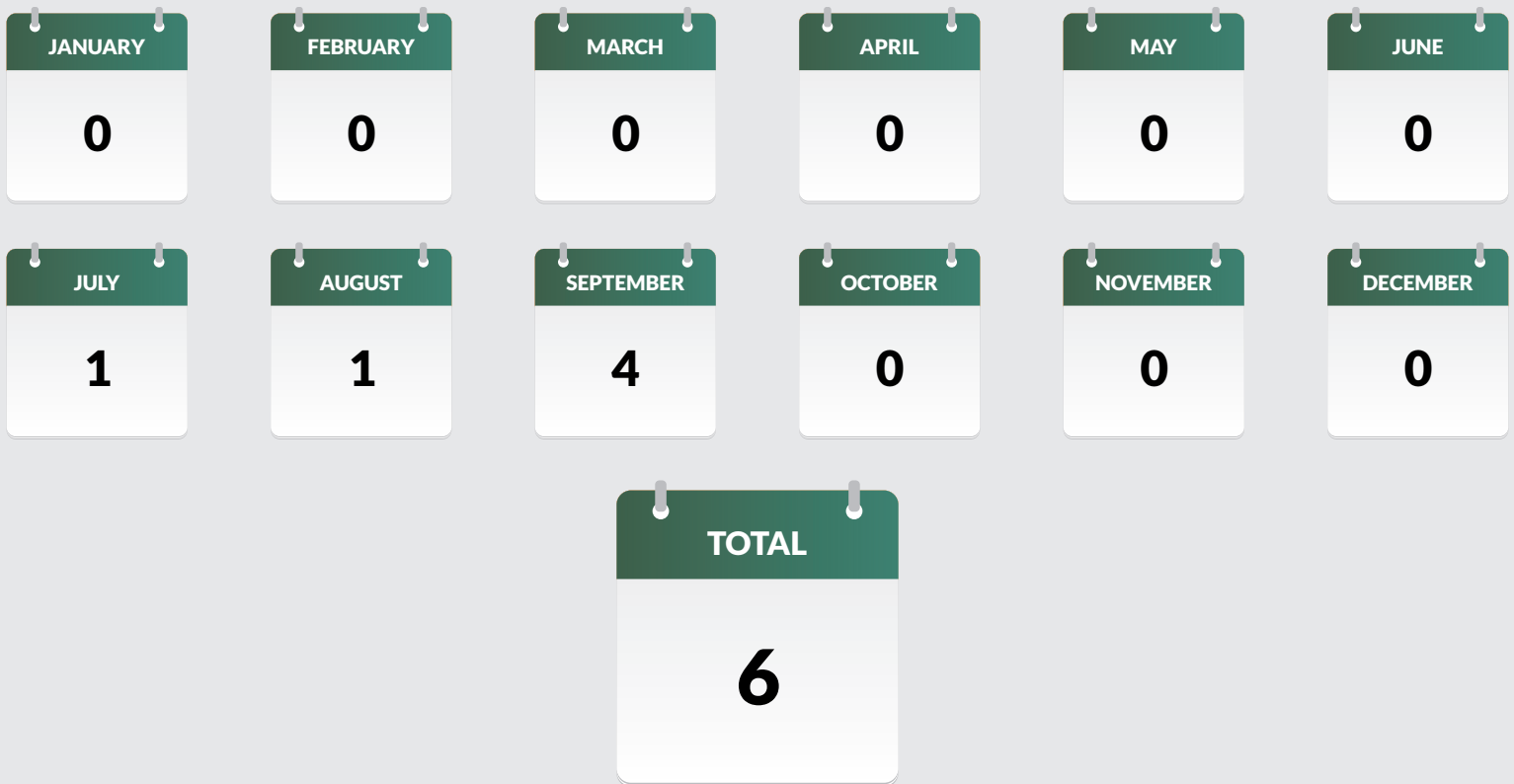
### ECOWAS Travel Certificate Issued

 2017

341




### Lost and Stolen Passport Re-Issued (2017)



### Combined Expatriate Residence Permit and Aliens Card(CERPAC) Issued

 2016

----

 YoY Change(%)

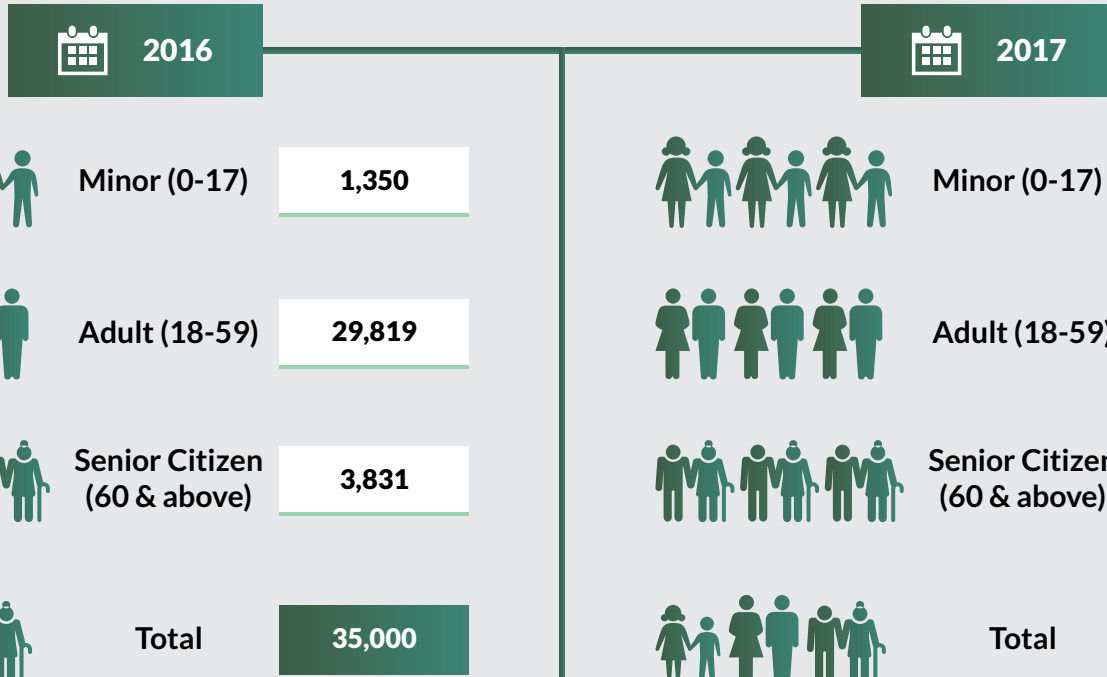
----

 2017

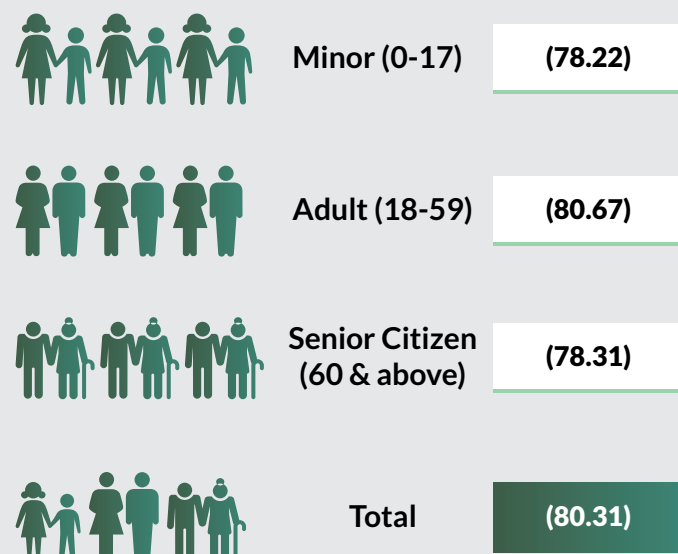
----



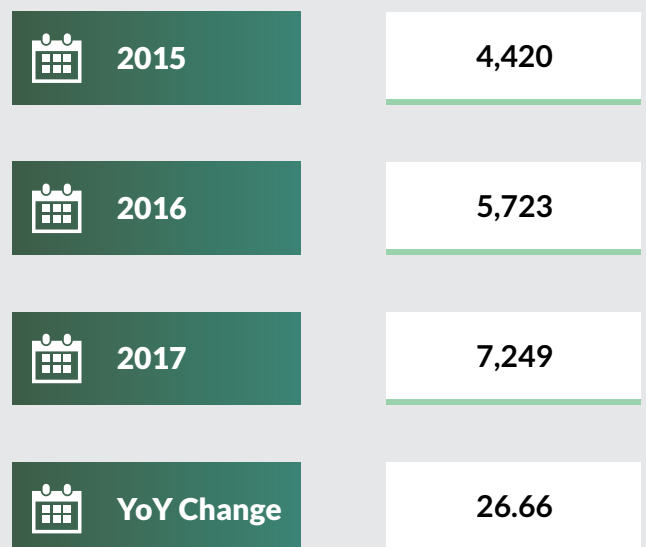
### Passport Applications ( Standard Passport) Year 2016-2017



### YoY Change



### Passport Issued in Nigeria







### ECOWAS Travel Certificate Issued

 2017

286



### Lost and Stolen Passport Re-Issued (2017)

JANUARY  
**1**

FEBRUARY  
**4**

MARCH  
**3**

APRIL  
**12**

MAY  
**7**

JUNE  
**9**

JULY  
**10**

AUGUST  
**6**

SEPTEMBER  
**13**

OCTOBER  
**16**

NOVEMBER  
**12**

DECEMBER  
**6**

TOTAL  
**99**



### Combined Expatriate Residence Permit and Aliens Card(CERPAC) Issued

 2016

----

 YoY Change(%)

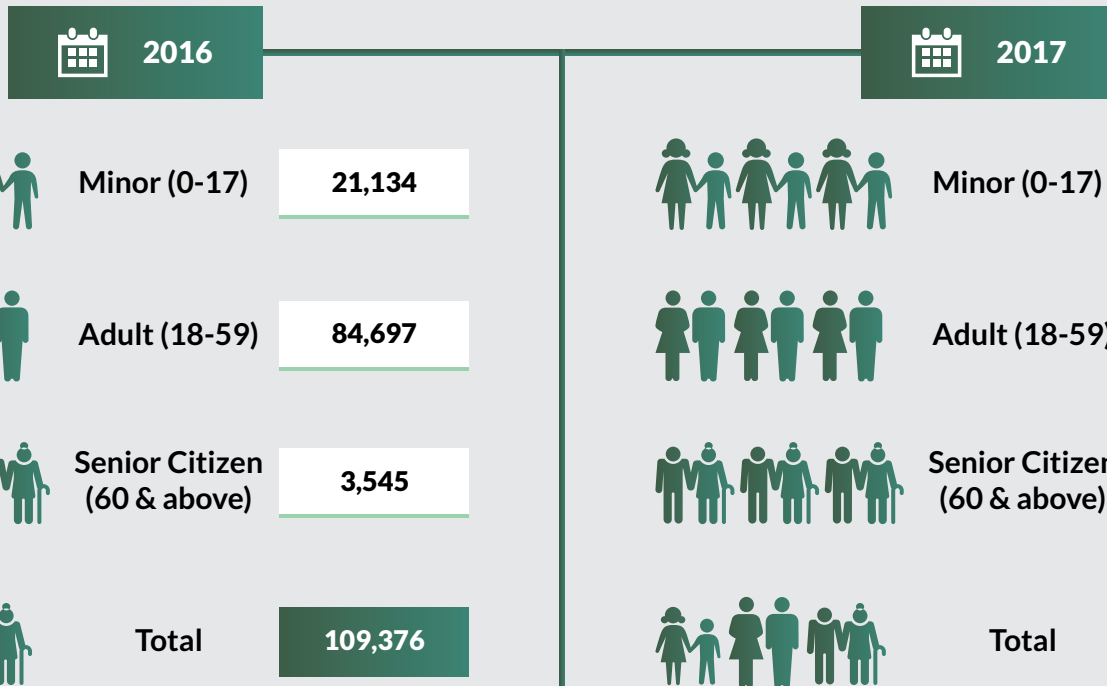
----

 2017

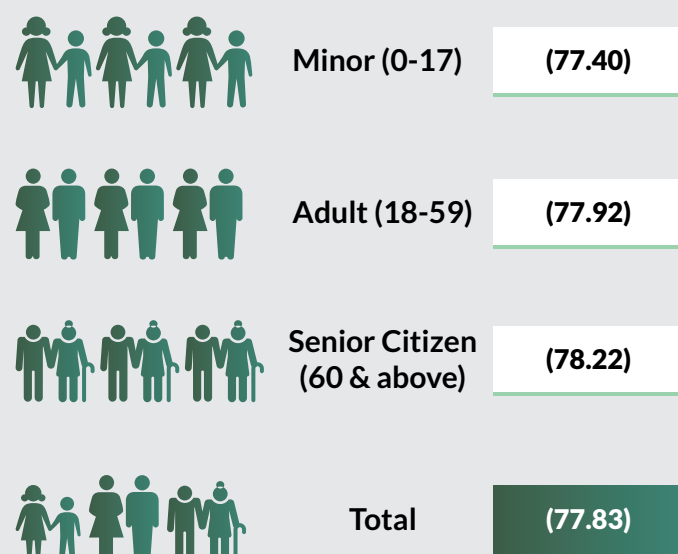
3



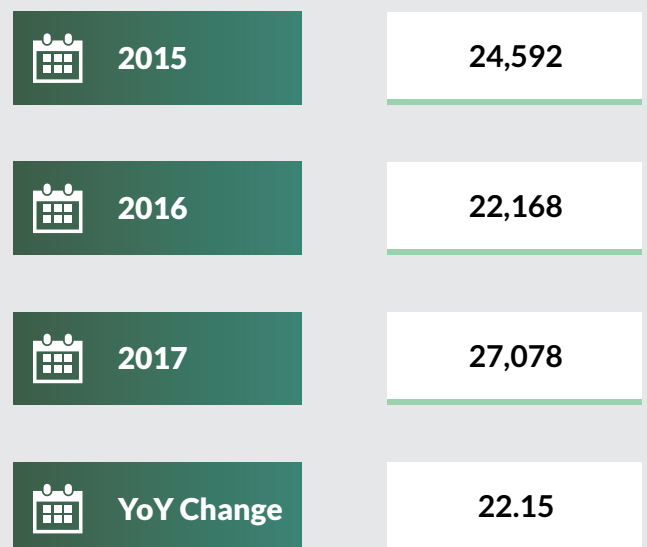
### Passport Applications ( Standard Passport) Year 2016-2017



### YoY Change



### Passport Issued in Nigeria





### ECOWAS Travel Certificate Issued

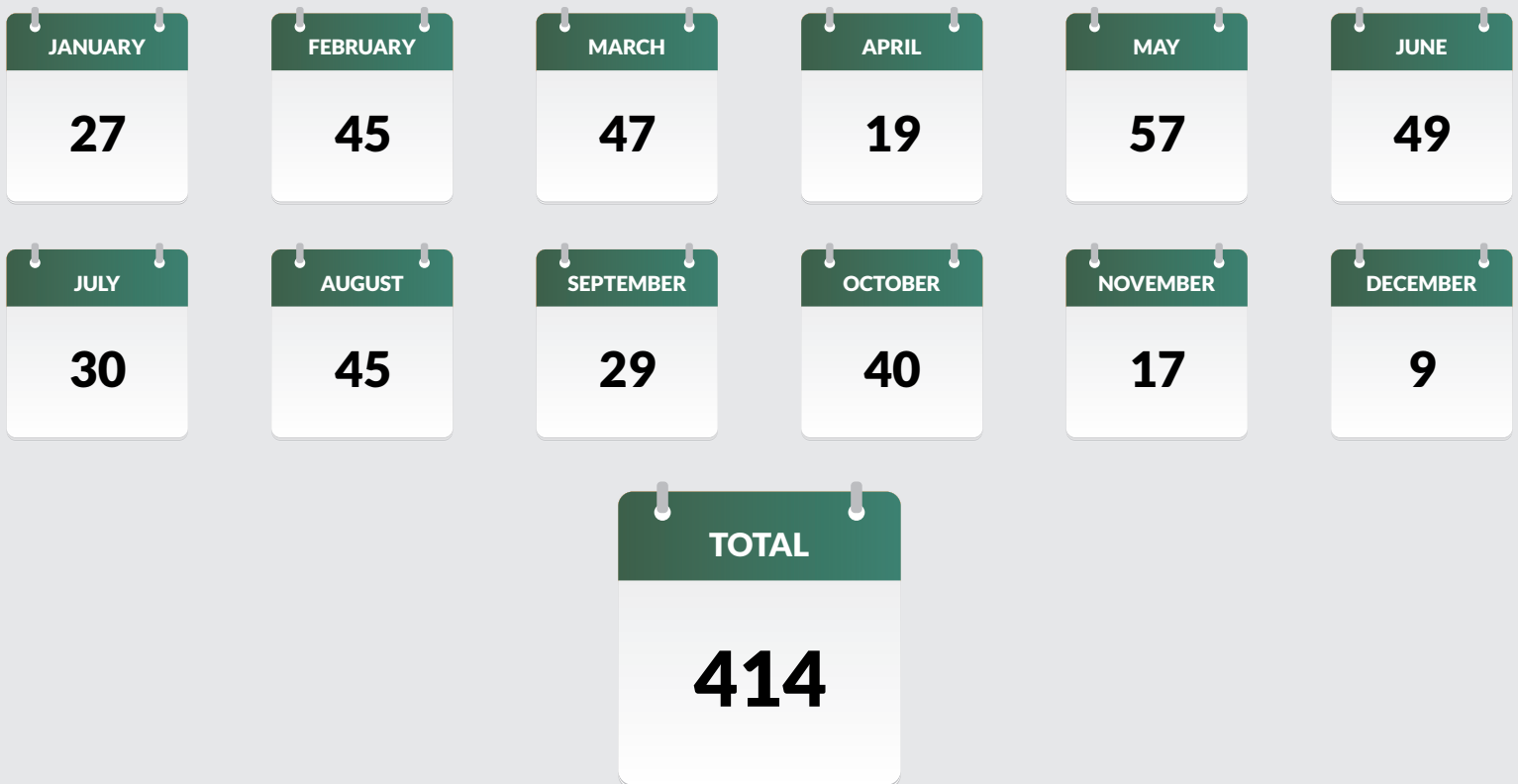


2017

275



### Lost and Stolen Passport Re-Issued (2017)



### Combined Expatriate Residence Permit and Aliens Card(CERPAC) Issued



2016

21,465



YoY Change(%)

1.84

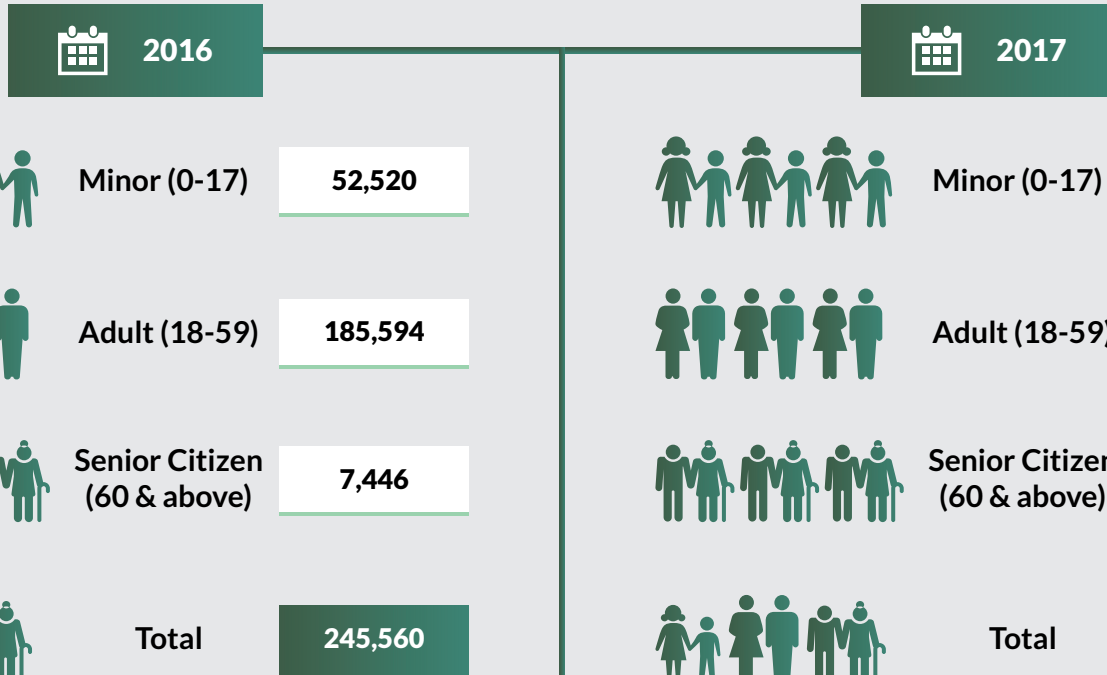


2017

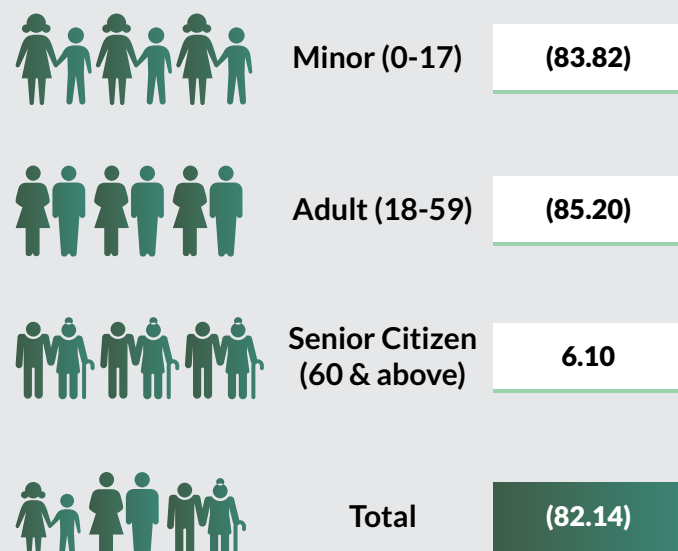
21,861



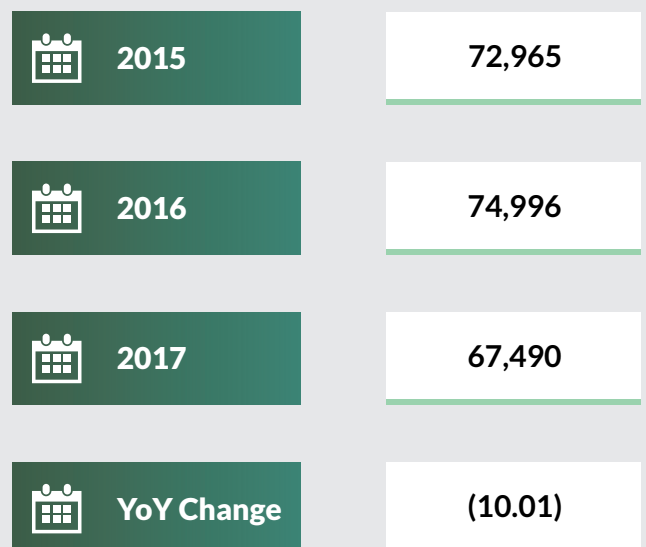
### Passport Applications ( Standard Passport) Year 2016-2017



### YoY Change



### Passport Issued in Nigeria





ECOWAS Travel Certificate Issued

2017

2,896



Lost and Stolen Passport Re-Issued (2017)

JANUARY  
27

FEBRUARY  
45

MARCH  
47

APRIL  
19

MAY  
57

JUNE  
49

JULY  
30

AUGUST  
45

SEPTEMBER  
29

OCTOBER  
40

NOVEMBER  
17

DECEMBER  
9

TOTAL  
414



Combined Expatriate Residence Permit and Aliens Card(CERPAC) Issued

2016

21,465

YoY Change(%)

1.84

2017

21,861



### Passport Applications ( Standard Passport) Year 2016-2017



2016	
	Minor (0-17) <b>638,858</b>
	Adult (18-59) <b>2,829,964</b>
	Senior Citizen (60 & above) <b>215,466</b>
	<b>Total 3,684,288</b>

2017	
	Minor (0-17) <b>127,882</b>
	Adult (18-59) <b>544,473</b>
	Senior Citizen (60 & above) <b>48,603</b>
	<b>Total 720,958</b>



YoY Change	
	Minor (0-17) <b>(79.98)</b>
	Adult (18-59) <b>(80.76)</b>
	Senior Citizen (60 & above) <b>(77.44)</b>
	<b>Total (80.43)</b>



### Passport Issued in Nigeria

	<b>2015</b>	<b>795,378</b>
	<b>2016</b>	<b>838,298</b>
	<b>2017</b>	<b>872,864</b>
	<b>YoY Change</b>	<b>4.12</b>



### ECOWAS Travel Certificate Issued



2017

22,775



### Lost and Stolen Passport Re-Issued (2017)

JANUARY

1,008

FEBRUARY

1,396

MARCH

1,235

APRIL

924

MAY

1,304

JUNE

1,209

JULY

1,193

AUGUST

1,399

SEPTEMBER

963

OCTOBER

1,054

NOVEMBER

1,027

DECEMBER

738

TOTAL

13,450



### Combined Expatriate Residence Permit and Aliens Card(CERPAC) Issued



2016

52,414



YoY Change(%)

7.85



2017

56,531



### Visa Issuance at the Foreign Missions



2017

	Canberra	651		Addis Ababa	1,009
	Abidjan	331		Paris	5,383
	Accra	1,034		Berlin	5,454
	Vienna	2,036		Frankfurt	-----
	Cotonou	340		Athens	920
	Brasilia	354		Hong Kong	335
	Sao Paulo	-----		New Delhi	-----
	Brussels	1,584		Dublin	192
	Douala	201		Rome	495
	Beijing	14,314		Kingston	140
	Guangzhou	2,589		Nairobi	2,586
	Cairo	1,761		Monrovia	61





### Visa Issuance at the Foreign Missions



2017

	Kuala Lumpur	-----		Bangkok	542
	Ottawa	2,325		Netherlands	4,984
	Moscow	767		Ankra	-----
	Jeddah	-----		Abu Dhabi	1,562
	Dakar	357		Dubai	759
	Johannesburg	5,346		Kiev	1,049
	Pretoria	10,047		London	15,304
	Madrid	-----		Atlanta	4,190
	Khartoum	854		New York	2,806
	Stockholm	3,711		Washington DC	15,120
	Berne	1,841	<b>TOTAL</b>		<b>115,150</b>
	Dar Es Salam	1,816			



### Visa on Arrival Issued

2016		2017		YonY Change %	
JAN	521	JAN	608	JAN	16.70
FEB	558	FEB	896	FEB	60.57
MAR	598	MAR	730	MAR	22.07
APR	695	APR	968	APR	39.28
MAY	693	MAY	848	MAY	22.37
JUN	769	JUN	794	JUN	3.25
JUL	873	JUL	1,604	JUL	83.73
AUG	974	AUG	3,732	AUG	283.16
SEP	1,906	SEP	1,897	SEP	(0.47)
OCT	1,023	OCT	3,841	OCT	275.46
NOV	1,523	NOV	2,594	NOV	70.32
DEC	2,304	DEC	4,108	DEC	78.30
<b>TOTAL</b>	<b>12,437</b>	<b>TOTAL</b>	<b>22,620</b>	<b>TOTAL</b>	<b>81.88</b>



### Temporary Work Permit Issued



2017

JAN	1,716	FEB	1,121	MAR	1,316
APR	513	MAY	989	JUN	797
JUL	1,474	AUG	1,379	SEP	1,539
OCT	1,479	NOV	1,799	DEC	1,590
		TOTAL	15,712		



### Number of International Travellers Movement across all Nigeria Borders

#### 2013

	Nigerians	Foreigners
Arrival	1,578,715	956,081
Depature	1,760,530	861,240
<b>TOTAL</b>	<b>3,339,245</b>	<b>1,817,321</b>

#### 2014

	Nigerians	Foreigners
Arrival	1,247,424	505,704
Depature	1,361,580	372,712
<b>TOTAL</b>	<b>2,609,004</b>	<b>878,416</b>

#### 2015

	Nigerians	Foreigners
Arrival	2,401,383	874,546
Depature	2,640,508	960,426
<b>TOTAL</b>	<b>5,041,891</b>	<b>1,834,972</b>

#### 2016

	Nigerians	Foreigners
Arrival	1,209,897	612,604
Depature	1,181,211	478,413
<b>TOTAL</b>	<b>2,391,108</b>	<b>1,091,017</b>



### Number of International Travellers Movement across all Nigeria Borders

		2013	
		Nigerians	Foreigners
	Arrival	1,245,595	556,500
	Depature	1,344,318	568,855
	TOTAL	2,589,913	1,125,355



### Migration Control and Compliance 2017



Number of  
Refugees  
Received

284,400



Number of  
Nigerians Refused  
Departure

31,672



Number of  
Foreigners  
Refused Entry  
in Nigeria

18,543



Number of Nigerians  
Deported from d  
ifferent countries  
across the globe

16,387



Number of Nigerian  
Returnees Profiled  
from Across the  
Globe

4,735



Number of  
Foreigners  
Repatriated

2,646



Number of  
Nigerians Refused  
Admission Abroad

2,267



Number of  
Foreigners Sought  
Asylum in Nigeria

152



Number of  
Asylums  
Granted

113



Number of Victims of  
Human Trafficking,  
Child Labour and  
smuggling of migrants  
(SOM) intercepted

110



Number of  
Cases of  
Stowaways  
Recorded

66



Number of  
Human Traffickers  
Arrested

4



### Cases of Irregular Migrants (2017)

Number of Nigerians Refused Depature	Number of Nigerians Refused Entry Abroad	Number of Foreigners Refused Entry into Nigeria
31,672	2,267	18,543
Number of Foreigners Repatriated	Number of Stowaways	TOTAL
2,646	66	55,194



### Anti-human Trafficking (2017)

Number of cases received	Number of victims intercepted	Number of traffickers arrested
9	110	4
Number of victims handed over to NAP TIP	Number Repatriated	Number of victims re-united with families
89	10	15
Number of cases pending	<b>TOTAL</b>	
-----	237	

Note: NAP TIP - National Agency for the Prohibition of Trafficking In Persons





### Summary of Activities



2016



2017

	2016		2017
Number of Expatriates regularized	4,314	Number of Expatriates regularized	5,102
Number of Applications for change of Employment	1,906	Number of Applications for change of Employment	1,370
Number of Applications for CERPAC renewal	1,301	Number of Applications for CERPAC renewal	4,919
Number of forms IMM22 forwarded to SSS	2,780	Number of forms IMM22 forwarded to SSS	5,609
Number of forms IMM22 Received	-----	Number of forms IMM22 Received	-----
Number of forms IMM22 uncleared by SSS	-----	Number of forms IMM22 uncleared by SSS	-----
Number of Expatriates Placed on Quota	3,000	Number of Expatriates Placed on Quota	4,583
Number of Quota Validity Confirmed (Renewal)	2,800	Number of Quota Validity Confirmed (Renewal)	2,850
Number of Change of Status (Dependents taking up Employment)	150	Number of Change of Status (Dependents taking up Employment)	164
Number of deletion from Quota/Release from IR	4,340	Number of deletion from Quota/Release from IR	3,340
Number of Newly Registered Companies	1,500	Number of Newly Registered Companies	1,200
Number of Confirmation of Quota Utilization/Status	110	Number of Confirmation of Quota Utilization/Status	110



### Summary of Activities

Increase/  
Decrease (%)

Number of Expatriates regularized	18.3	Number of Applications for change of Employment	(28.1)
Number of Applications for CERPAC renewal	278.1	Number of forms IMM22 forwarded to SSS	101.8
Number of forms IMM22 Received	-----	Number of forms IMM22 uncleared by SSS	-----
Number of Expatriates Placed on Quota	52.8	Number of Quota Validity Confirmed (Renewal)	1.8
Number of Change of Status (Dependents taking up Employment)	9.3	Number of deletion from Quota/Release from IR	(23.0)
Number of Newly Registered Companies	(20.0)	Number of Confirmation of Quota Utilization/Status	-----

Note: CERPAC - Combined Expatriate Residence Permit and Aliens Card  
SSS - State Security Service



### Local Revenue Generated



2016



2017

Passport Revenue **N13,361,621,621.77**

ECOWAS/AA **N48,270,330.00**

Non Refundable Revenue for Operations **N169,501,900.00**

Address verification **N1,397,080,250.00**

CERPAC Revenue **N19,953,968,279.00**

Extention of Visitors Pass (E-Pass) **N1,245,335,825.00**

Other Revenue (IGR) **-----**

**TOTAL N36,175,778,205.77**

Passport Revenue **N13,173,254,969.00**

ECOWAS/AA **N65,267,700.00**

Non Refundable Revenue for Operations **N169,926,700.00**

Address verification **N1,784,067,172.00**

CERPAC Revenue **N19,035,119,000.00**

Extention of Visitors Pass (E-Pass) **N1,476,548,137.96**

Other Revenue (IGR) **N20,298,660.00**

**TOTAL N35,724,482,338.96**

CERPAC - Combined Expatriate Residence Permit and Aliens Card

ECOWAS - Economic Community of West African States

# Methodology

Data is provided by the Nigeria Immigration Service (NIS) and verified and validated by the National Bureau of Statistics (NBS)

Passport Applications ( Standard Passport) 2016-2017														
Passport Office	2016				2017				Year on Year Change		Year on Year Change		Year on Year Change	
	Minor (0-17)	Adult (18-59)	Senior Citizen (60 & above)	Total	Minor (0-17)	Adult (18-59)	Senior Citizen (60 & above)	Total	Minor	(0-17)	Adult	(18-59)	Senior Citizen (60 & above)	Total Applications
ABIA	11,583	64,579	5,509	81,671	2,277	13,519	1,136	16,932		(80.34)		(79.07)	(79.38)	(79.27)
ADAMAWA	1,231	21,584	3,032	25,847	234	4,033	558	4,825		(80.99)		(81.31)	(81.60)	(81.33)
AKWA-IBOM	5,270	28,725	1,891	35,886	1,048	5,810	368	7,226		(80.11)		(79.77)	(80.54)	(79.86)
ANAMBRA	8,731	71,699	4,226	84,656	1,687	13,948	793	16,428		(80.68)		(80.55)	(81.24)	(80.59)
BAUCHI	2,231	14,463	4,027	20,721	456	3,043	911	4,410		(79.56)		(78.96)	(77.38)	(78.72)
BAYELSA	4,991	28,614	1,106	34,711	1,107	7,229	243	8,579		(77.82)		(74.74)	(78.03)	(75.28)
BENUE	1,855	14,052	812	16,719	375	2,754	161	3,290		(79.78)		(80.40)	(80.17)	(80.32)
BORNO	1,746	24,948	2,845	29,539	337	5,254	622	6,213		(80.70)		(78.94)	(78.14)	(78.97)
CROSS RIVER	3,614	20,985	1,169	25,768	724	4,300	226	5,250		(79.97)		(79.51)	(80.67)	(79.63)
DELTA (ASABA)	11,594	82,965	4,011	98,570	2,298	15,579	748	18,625		(80.18)		(81.22)	(81.35)	(81.10)
DELTA (WARRI)	14,166	69,238	3,573	86,977	3,018	14,276	717	18,011		(78.70)		(79.38)	(79.93)	(79.29)
EBONYI	2,517	24,185	709	27,411	560	5,474	151	6,185		(77.75)		(77.37)	(78.70)	(77.44)
EDO	25,133	88,166	8,796	122,095	4,793	14,524	1,608	20,925		(80.93)		(83.53)	(81.72)	(82.86)
EKITI	9,363	40,516	2,610	52,489	1,969	8,042	501	10,512		(78.97)		(80.15)	(80.80)	(79.97)
ENUGU	11,100	68,697	5,517	85,314	2,168	13,616	1,038	16,822		(80.47)		(80.18)	(81.19)	(80.28)
GOMBE	1,170	21,528	2,705	25,403	223	3,908	497	4,628		(80.94)		(81.85)	(81.63)	(81.78)
IMO	11,660	90,707	6,944	109,311	2,204	16,512	1,226	19,942		(81.10)		(81.80)	(82.34)	(81.76)
JIGAWA	2,912	40,619	4,213	47,744	545	7,588	835	8,968		(81.28)		(81.32)	(80.18)	(81.22)
KADUNA	11,040	81,214	6,296	98,550	2,137	14,338	1,152	17,627		(80.64)		(82.35)	(81.70)	(82.11)
KANO (DAWAKIN-KUDU)	3,645	25,516	3,024	32,185	399	2,682	263	3,344		(89.05)		(89.49)	(91.30)	(89.61)
KANO (KANO)	10,942	87,348	9,578	107,868	2,542	18,061	2,226	22,829		(76.77)		(79.32)	(76.76)	(78.84)
KATSINA	5,505	53,839	5,469	64,813	820	9,567	965	11,352		(85.10)		(82.23)	(82.36)	(82.48)
KEBBI	687	27,562	2,418	30,667	151	5,765	498	6,414		(78.02)		(79.08)	(79.40)	(79.09)
KOGI	5,673	28,344	2,218	36,235	1,309	8,108	497	9,914		(76.93)		(71.39)	(77.59)	(72.64)
KWARA	8,077	46,488	7,789	62,354	1,703	9,887	1,498	13,088		(78.92)		(78.73)	(80.77)	(79.01)
LAGOS (IKOYI)	121,713	383,918	24,774	530,405	25,012	73,398	4,769	103,179		(79.45)		(80.88)	(80.75)	(80.55)
LAGOS (ALAUUSA)	76,177	192,691	14,609	283,477	15,738	38,771	2,866	57,375		(79.34)		(79.88)	(80.38)	(79.76)
LAGOS (FESTAC)	49,832	194,034	10,716	254,582	9,889	36,081	2,026	47,996		(80.16)		(81.40)	(81.09)	(81.15)
NASARAWA	713	11,516	762	12,991	158	2,502	169	2,829		(77.84)		(78.27)	(77.82)	(78.22)
NIGER	1,824	31,817	4,309	37,950	369	6,414	962	7,745		(79.77)		(79.84)	(77.67)	(79.59)
OGUN	28,762	94,050	7,078	129,890	5,924	18,147	1,363	25,434		(79.40)		(80.70)	(80.74)	(80.42)
ONDO	14,397	66,822	4,599	85,818	2,837	12,676	867	16,380		(80.29)		(81.03)	(81.15)	(80.91)
OSUN	18,036	80,607	6,409	105,052	3,543	14,847	1,227	19,617		(80.36)		(81.58)	(80.86)	(81.33)
OYO	41,100	136,880	12,883	190,863	8,726	27,974	2,492	39,192		(78.77)		(79.56)	(80.66)	(79.47)
PLATEAU	4,478	26,751	2,043	33,272	897	5,668	451	7,016		(79.97)		(78.81)	(77.92)	(78.91)
RIVERS	27,369	88,659	4,900	120,928	5,515	16,974	919	23,408		(79.85)		(80.85)	(81.24)	(80.64)
SOKOTO	2,093	29,961	4,148	36,202	458	6,229	968	7,655		(78.12)		(79.21)	(76.66)	(78.85)
TARABA	470	15,072	997	16,539	89	3,046	202	3,337		(81.06)		(79.79)	(79.74)	(79.82)
YOBE	454	10,495	1,930	12,879	74	1,999	381	2,454		(83.70)		(80.95)	(80.26)	(80.95)
ZAMFARA	1,350	29,819	3,831	35,000	294	5,765	831	6,890		(78.22)		(80.67)	(78.31)	(80.31)
FCT (GWAGWALADA)	21,134	84,697	3,545	109,376	4,777	18,700	772	24,249		(77.40)		(77.92)	(78.22)	(77.83)
FCT (NIS SHQ)	52,520	185,594	7,446	245,560	8,498	27,465	7,900	43,863		(83.82)		(85.20)	6.10	(82.14)
<b>TOTAL</b>	<b>638,858</b>	<b>2,829,964</b>	<b>215,466</b>	<b>3,684,288</b>	<b>127,882</b>	<b>544,473</b>	<b>48,603</b>	<b>720,958</b>		<b>(79.98)</b>		<b>(80.76)</b>	<b>(77.44)</b>	<b>(80.43)</b>

Passport Issued in Nigeria					
PPT Issuing Centre	2015	2016	2017		Year on Year Change
ABIA	14,891	18,789	21,057		12.07
ADAMAWA	4,464	5,467	5,499		0.59
AKWA-IBOM	7,951	7,279	7,997		9.86
ANAMBRA	16,363	20,261	19,774		(2.40)
BAUCHI	4,949	5,333	5,013		(6.00)
BAYELSA	3,672	5,333	10,357		94.21
BENUE	3,444	3,290	3,773		14.68
BORNO	4,939	5,271	6,772		28.48
CROSS RIVER	4,537	4,650	6,140		32.04
DELTA (ASABA)	-	23,640	20,231		(14.42)
DELTA (WARRI)	5,116	13,468	20,268		50.49
EBONYI	2,122	2,788	7,360		163.99
EDO	33,242	37,718	25,145		(33.33)
EKITI	5,876	8,534	13,299		55.84
ENUGU	16,645	19,322	19,014		(1.59)
GOMBE	4,402	6,265	4,830		(22.91)
IMO	25,316	29,507	23,789		(19.38)
JIGAWA	5,226	8,081	9,673		19.70
KADUNA	20,379	21,034	23,124		9.94
KANO (DAWAKIN-KUDU)	-	-	3,284		-
KANO (KANO)	27,961	36,048	26,669		(26.02)
KATSINA	12,052	16,520	11,943		(27.71)
KEBBI	4,684	7,124	6,372		(10.56)
KOGI	3,553	3,487	10,356		196.99
KWARA		17,827	14,910		(16.36)
LAGOS (IKOYI)	105,154	119,668	132,940		11.09
LAGOS (ALAUUSA)	70,416	60,331	66,084		9.54
LAGOS (FESTAC)	61,525	59,845	55,873		(6.64)
NASARAWA	2,506	3,459	2,828		(18.24)
NIGER	6,656	7,060	9,633		36.44
OGUN	27,803	29,952	30,321		1.23
ONDO	12,773	16,775	21,640		29.00
OSUN	14,984	21,034	25,958		23.41
OYO	35,842	39,849	49,453		24.10
PLATEAU	77,812	6,685	7,972		19.25
RIVERS	33,424	29,754	27,998		(5.90)
SOKOTO	7,760	7,428	7,700		3.66
TARABA	2,463	3,778	3,369		(10.83)
YOBE	2,499	2,757	2,629		(4.64)
ZAMFARA	4,420	5,723	7,249		26.66
FCT (GWAGWALADA)	24,592	22,168	27,078		22.15
FCT (NIS SHQ)	72,965	74,996	67,490		(10.01)
<b>TOTAL</b>	<b>795,378</b>	<b>838,298</b>	<b>872,864</b>		<b>4.12</b>

Passorts (Standard) Issued in Foreign Missions					
Country	Location	2015	2016	2017	Year on Year Change
Australia	Canberra	1,260	1,232	1,214	(1.46)
Cote D'ivoire	Abidjan	913	750	753	0.40
Ghana	Accra	1,260	1,025	938	(8.49)
Austria	Vienna	2,138	1,537	1,701	10.67
Benin Republic	Cotonou	409	332	327	(1.51)
Brazil	Brasilia	508	768	750	(2.34)
Brazil	Sao Paulo	-	-	-	-
Belgium	Brussels	1,027	1,117	1,004	(10.12)
Cameroun	Douala		634	594	(6.31)
China	Beijing	760	622	683	9.81
China	Guangzhou	-	-	-	-
Egypt	Cairo	1,351	1,338	977	(26.98)
Ethiopia	Addis Ababa	-	-	-	-
France	Paris	2,741	3,272	2,266	(30.75)
Germany	Berlin	6,505	7,009	6,513	(7.08)
Germany	Frankfurt	-	-	-	-
Greece	Athens	1,056	525	544	3.62
Hong Kong	Hong Kong	174	758	149	(80.34)
India	New Delhi	1,023	1,438	1,134	(21.14)
Ireland	Dublin	3,005	3,628	3,129	-
Italy	Rome	11,161	10,965	10,982	0.16
Jamaica	Kingston	634	3,271	467	(85.72)
Kenya	Nairobi	624	1,988	674	(66.10)
Liberia	Monrovia	254	335	327	(2.39)
Malaysia	Kuala Lumpur	3,752	3,675	2,893	(21.28)
Canada	Ottawa	5,934	6,504	7,196	10.64
Russia	Moscow	696	787	714	(9.28)
Saudi Arabia	Jeddah	9,454	7,241	9,084	25.45
Senegal	Dakar	609	800	657	(17.88)
South Africa	Johannesburg	11,584	9,273	8,829	(4.79)
South Africa	Pretoria	-	-	-	-
Spain	Madrid	8,611	7,000	4,266	(39.06)
Sudan	Khartoum	446	206	305	48.06
Sweedden	Stockholm	1,974	1,857	1,610	(13.30)
Switzerland	Berne	970	947	906	(4.33)
Tanzania	Dar Es Salam	-	-	-	-
Thailand	Bangkok	140	291	403	38.49
The Hague	Netherlands	1,013	2,584	1,191	(53.91)
Turkey	Ankra	-	-	208	-
UAE	Abu Dhabi	2,405	2,483	2,748	10.67
Ukraine	Kiev	632	1,224	581	(52.53)
United Kingdom	London	46,957	42,049	42,795	1.77
USA	Atlanta	11,319	15,030	10,321	(31.33)
USA	New York	13,544	14,338	10,298	(28.18)
USA	Washington DC	12,430	13,991	12,032	(14.00)
<b>TOTAL</b>		<b>169,273</b>	<b>172,824</b>	<b>152,163</b>	<b>(11.95)</b>

**Lost and Stolen Passport Re-Issued (2017)**

<b>Passport Office</b>	<b>JAN</b>	<b>FEB</b>	<b>MAR</b>	<b>APR</b>	<b>MAY</b>	<b>JUN</b>	<b>JUL</b>	<b>AUG</b>	<b>SEP</b>	<b>OCT</b>	<b>NOV</b>	<b>DEC</b>	<b>TOTAL</b>
ABIA	86	55	49	58	58	62	55	86	42	63	53	30	697
ADAMAWA	13	22	12	5	15	31	8	0	5	9	15	10	145
AKWA-IBOM	61	42	45	3	16	2	7	26	10	41	47	9	309
ANAMBRA	8	36	2	11	26	25	61	32	36	7	11	12	267
BAUCHI	3	2	1	14	4	10	3	5	4	3	2	1	52
BAYELSA	9	10	10	15	6	12	20	14	6	15	11	13	141
BENUE	0	2	0	6	5	2	2	4	0	1	1	0	23
BORNO	0	0	0	0	0	0	0	0	0	0	0	0	-
CROSS RIVER	0	0	0	0	0	5	5	7	4	9	0	0	30
DELTA (WARRI/ASABA)	30	36	75	51	12	62	70	86	60	64	54	35	635
EBONYI	0	0	0	11	5	23	0	17	5	4	9	1	75
EDO	141	63	40	51	59	83	108	75	65	53	62	34	834
EKITI	38	24	9	8	16	15	16	28	35	17	24	34	264
ENUGU	26	38	15	19	13	39	38	16	32	12	8	0	256
GOMBE	0	0	10	10	12	2	0	0	0	0	2	0	36
IMO	28	16	52	15	33	43	44	16	27	16	14	16	320
JIGAWA	1	5	13	14	19	3	13	6	7	13	12	8	114
KADUNA	12	21	37	25	57	49	21	37	0	28	22	11	320
KANO	76	96	94	42	121	84	78	84	78	76	40	99	968
KATSINA	0	27	57	86	71	38	0	14	7	24	29	52	405
KEBBI	0	0	0	2	4	18	0	0	0	0	1	1	26
KOGI	8	2	19	9	10	13	8	19	6	19	14	0	127
KWARA	12	266	19	0	15	18	7	19	9	6	4	4	379
LAGOS (ALAUUSA)	15	7	66	51	87	58	62	124	66	271	359	212	1,378
LAGOS (FESTAC)	127	256	218	134	146	141	128	266	103	0	0	0	1,519
LAGOS (IKOYI)	103	58	157	81	199	129	157	103	58	0	0	0	1,045
NASARAWA	0	1	0	1	2	0	0	0	0	1	0	0	5
NIGER	8	6	15	4	17	10	20	28	15	8	10	4	145
OGUN	56	58	0	53	24	18	53	44	59	56	30	20	471
ONDO	12	88	29	29	58	15	60	45	43	29	45	15	468
OSUN	0	0	0	0	0	0	0	0	0	0	0	0	-
OYO	52	89	69	44	62	88	75	87	72	89	52	66	845
PLATEAU	0	0	0	6	12	2	10	5	8	10	16	6	75
RIVERS	30	13	29	21	40	38	23	50	45	40	26	22	377
SOKOTO	25	8	43	14	16	13	0	4	10	14	25	8	180
TARABA	0	0	0	0	0	0	0	0	0	0	0	0	-
YOBE	0	0	0	0	0	0	1	1	4	0	0	0	6
ZAMFARA	1	4	3	12	7	9	10	6	13	16	12	6	99
FCT	27	45	47	19	57	49	30	45	29	40	17	9	414
<b>TOTAL</b>	<b>1,008</b>	<b>1,396</b>	<b>1,235</b>	<b>924</b>	<b>1,304</b>	<b>1,209</b>	<b>1,193</b>	<b>1,399</b>	<b>963</b>	<b>1,054</b>	<b>1,027</b>	<b>738</b>	<b>13,450</b>



**ECOWAS Travel Certificate Issued in 2017**

<b>State</b>	<b>Number of ETC</b>		
ABIA	545		
ADAMAWA	226		
AKWA-IBOM	920		
ANAMBRA	225		
BAUCHI	10		
BAYELSA	127		
BENUE	150		
BORNO	421		
CROSS RIVER	6		
DELTA	693		
EBONYI	58		
EDO	1,154		
EKITI	236		
ENUGU	351		
GOMBE	110		
IMO	416		
JIGAWA	914		
KADUNA	525		
KANO	1,525		
KATSINA	849		
KEBBI	449		
KOGI	580		
KWARA	267		
LAGOS	2,691		
NASARAWA	120		
NIGER	544		
OGUN	1,162		
ONDO	348		
OSUN	327		
OYO	194		
PLATEAU	241		
RIVERS	1,193		
SOKOTO	1,250		
TARABA	150		
YOBE	341		
ZAMFARA	286		
FCT	275		
SHQ	2,896		
<b>TOTAL</b>	<b>22,775</b>		

<b>Visa Issuance at the Foreign Missions (2017)</b>		
<b>Country</b>	<b>Location</b>	<b>2017</b>
Australia	Canberra	651
Cote D'ivoire	Abidjan	331
Ghana	Accra	1,034
Austria	Vienna	2,036
Benin Republic	Cotonou	340
Brazil	Brasilia	354
Brazil	Sao Paulo	-
Belgium	Brussels	1,584
Cameroun	Douala	201
China	Beijing	14,314
China	Guangzhou	2,589
Egypt	Cairo	1,761
Ethiopia	Addis Ababa	1,009
France	Paris	5,383
Germany	Berlin	5,454
Germany	Frankfurt	-
Greece	Athens	920
Hong Kong	Hong Kong	335
India	New Delhi	-
Ireland	Dublin	192
Italy	Rome	495
Jamaica	Kingston	140
Kenya	Nairobi	2,586
Liberia	Monrovia	61
Malaysia	Kuala Lumpur	-
Canada	Ottawa	2,325
Russia	Moscow	767
Saudi Arabia	Jeddah	-
Senegal	Dakar	357
South Africa	Johannesburg	5,346
South Africa	Pretoria	10,047
Spain	Madrid	-
Sudan	Khartoum	854
Sweeden	Stockholm	3,711
Switzerland	Berne	1,841
Tanzania	Dar Es Salam	1,816
Thailand	Bangkok	542
The Hague	Netherlands	4,984
Turkey	Ankra	-
UAE	Abu Dhabi	1,562
U.A.E	Dubai	759
Ukraine	Kiev	1,049
United Kingdom	London	15,304
USA	Atlanta	4,190
USA	New York	2,806
USA	Washington DC	15,120
<b>TOTAL</b>		<b>115,150</b>

Visa on Arrival Issued			Year on Year Change %	Temporary Work Permit Issued		
Month	Year			Month	2017	
	2016	2017				
JAN	521	608	16.70	JAN	1,716	
FEB	558	896	60.57	FEB	1,121	
MAR	598	730	22.07	MAR	1,316	
APR	695	968	39.28	APR	513	
MAY	693	848	22.37	MAY	989	
JUN	769	794	3.25	JUN	797	
JUL	873	1,604	83.73	JUL	1,474	
AUG	974	3,732	283.16	AUG	1,379	
SEP	1,906	1,897	(0.47)	SEP	1,539	
OCT	1,023	3,841	275.46	OCT	1,479	
NOV	1,523	2,594	70.32	NOV	1,799	
DEC	2,304	4,108	78.30	DEC	1,590	
<b>TOTAL</b>	<b>12,437</b>	<b>22,620</b>	<b>81.88</b>	<b>TOTAL</b>	<b>15,712</b>	

### Combined Expatriate Residence Permit and Aliens Card(CERPAC) Issued

CERPAC Centre	2016	2017	Year on Year Change %
ABUJA	21,465	21,861	1.84
LAGOS	19,555	22,228	13.67
BAUCHI	878	588	(33.03)
OWERRI	3,956	2,170	(45.15)
MAKURDI	2,691	1,882	(30.06)
IBADAN	1,322	1,000	(24.36)
KADUNA	1,393	513	(63.17)
PORT HARCOURT	75	881	1,074.67
ABEOKUTA	146	1,677	1,048.63
KANO	195	1,465	651.28
JOS	30	293	876.67
OSOGBO	27	117	333.33
AWKA	28	138	392.86
UYO	19	259	1,263.16
UMUAHIA	23	53	130.43
ENUGU	24	201	737.50
ILORIN	5	89	1,680.00
KASTINA	5	59	1,080.00
CALABAR	20	118	490.00
YENOGOA	2	15	650.00
BENIN	555	245	(55.86)
ASABA	-	159	-
LOKOJA	-	45	-
ABAKALIKI	-	30	-
ADO EKITI	-	98	-
LAFIA	-	9	-
GUSAU	-	3	-
GOMBE	-	3	-
JALINGO	-	8	-
SOKOTO	-	75	-
DUTSE	-	2	-
KEBBI	-	14	-
YOLA	-	126	-
AKURE	-	72	-
MINNA	-	35	-
<b>TOTAL</b>	<b>52,414</b>	<b>56,531</b>	<b>7.85</b>

**Note:**

**CERPAC** - Combined Expatriate Residence Permit and Aliens Card

### ECOWAS Residence Cards Produced

Location	2017
ABUJA, SHQ	1,046
FCT	91
KANO	152
OWERRI	19
LAFIA	4
AWKA	49
UYO	34
DUTSE	22
KADUNA	685
ENUGUN	29
ILORIN	41
AKURE	19
CALABAR	35
MINNA	6
SOKOTO	54
BAUCHI	10
MARKURDI	39
LAGOS	944
JALINGO	14
PORT HARCOURT	18
KASTINA	21
DAMATURU	17
IBADAN	197
ASABA	18
<b>TOTAL</b>	<b>3,564</b>

### Number of International Travellers Movement across all Nigeria Borders

Year	Nationality	Arrival	Depature	Total
2013	Nigerians	1,578,715	1,760,530	<b>3,339,245</b>
	Foreigners	956,081	861,240	<b>1,817,321</b>
2014	Nigerians	1,247,424	1,361,580	<b>2,609,004</b>
	Foreigners	505,704	372,712	<b>878,416</b>
2015	Nigerians	2,401,383	2,640,508	<b>5,041,891</b>
	Foreigners	874,546	960,426	<b>1,834,972</b>
2016	Nigerians	1,209,897	1,181,211	<b>2,391,108</b>
	Foreigners	612,604	478,413	<b>1,091,017</b>
2017	Nigerians	1,245,595	1,344,318	<b>2,589,913</b>
	Foreigners	556,500	568,855	<b>1,125,355</b>

## Migration Control and Compliance 2017

Number of Refugees Received	284,400
Number of Nigerians Refused Depature	31,672
Number of Foreigners Refused Entry in Nigeria	18,543
Number of Nigerians Deported from different countries across the globe	16,387
Number of Nigerian Returnees Profiled from Across the Globe	4,735
Number of Foreigners Repatriated	2,646
Number of Nigerians Refused Admission Abroad	2,267
Number of Foreigners Sought Asylum in Nigeria	152
Number of Asylums Granted	113
Number of Victims of Human Trafficking, Child Labour and smuffling of migrants(SOM) intercepted	110
Number of Cases of Stowaways Recorded	66
Number of Human Traffickers Arrested	4

### Cases of Irregular Migrants (2017)

Type of Irregular Migration	
Number of Nigerians Refused Depature	31,672
Number of Nigerians Refused Entry Abroad	2,267
Number of Foreigners Refused Entry into Nigeria	18,543
Number of Foreigners Repatriated	2,646
Number of Stowaways	66
<b>TOTAL</b>	<b>55,194</b>

### Anti-human Trafficking (2017)

Cases Recorded	2017			
Number of cases received	9			
Number of victims intercepted	110			
Number of traffickers arrested	4			
Number of victims handed over to NAPTIP	89			
Number Repatriated	10			
Number of victims re-united with families	15			
Number of cases pending	-			
<b>TOTAL</b>	<b>237</b>			
<b>Note</b>				
<b>NAPTIP</b> - National Agency for the Prohibition of Trafficking In Persons				

### Summary of Activities

Items/Activities	2016	2017	Increase/ Decrease (%)
Number of Expatriates regularized	4,314	5,102	18.3
Number of Applications for change of Employment	1,906	1,370	(28.1)
Number of Applications for CERPAC renewal	1,301	4,919	278.1
Number of forms IMM22 forwarded to SSS	2,780	5,609	101.8
Number of forms IMM22 Received	-	-	-
Number of forms IMM22 uncleared by SSS	-	-	-
Number of Expatriates Placed on Quota	3,000	4,583	52.8
Number of Quota Validity Confirmed (Renewal)	2,800	2,850	1.8
Number of Change of Status (Dependents taking up Employment)	150	164	9.3
Number of deletion from Quota/Release from IR	4,340	3,340	(23.0)
Number of Newly Registered Companies	1,500	1,200	(20.0)
Number of Confirmation of Quota Utilization/Status	110	110	-
<b>Note:</b>			
<b>CERPAC</b> - Combined Expatriate Residence Permit and Aliens Card			
<b>SSS</b> - State Security Service			

### Local Revenue Generated

ACTIVITIES	2016	2017
Passport Revenue	13,361,621,621.77	13,173,254,969.00
ECOWAS/AA	48,270,330.00	65,267,700.00
Non Refundable Revenue for Operations	169,501,900.00	169,926,700.00
Address verification	1,397,080,250.00	1,784,067,172.00
CERPAC Revenue	19,953,968,279.00	19,035,119,000.00
Extention of Visitors Pass (E-Pass)	1,245,335,825.00	1,476,548,137.96
Other Revenue (IGR)	-	20,298,660.00
<b>TOTAL</b>	<b>36,175,778,205.77</b>	<b>35,724,482,338.96</b>
<b>CERPAC</b> - Combined Expatriate Residence Permit and Aliens Card		
<b>ECOWAS</b> - Economic Community of West African States		

# Acknowledgements/Contacts

## Acknowledgements

We acknowledge the contributions of our strategic partner the Nigeria Immigration Service (NIS) and our technical partner, Proshare in the design, concept and production of this publication.





## Contact Us

 @nigerianstat

 NBSNigeria

 [www.nigerianstat.gov.ng](http://www.nigerianstat.gov.ng)

 **Head Office Address**  
Plot 762, Independence Avenue, Central  
Business District, FCT, Abuja Nigeria.

 +234 803 386 5388

 [feedback@nigerianstat.gov.ng](mailto:feedback@nigerianstat.gov.ng)