



NATIONAL BUREAU OF STATISTICS

Premium Motor Spirit (Petrol) Price Watch

(MARCH 2018)

Report Date: April 2018

Data Source: National Bureau of Statistics (NBS)



Contents

Executive Summary	1
Average PMS Prices Across States	2
Average PMS Prices Across Zones	3
12 Months Average Prices	4
Appendix - Tables	5
Methodology	6
Acknowledgment and Contact	7

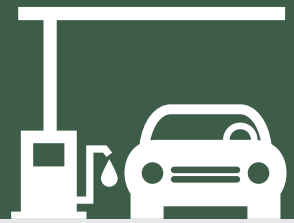
Executive Summary

Average price paid by consumers for premium motor spirit (petrol) increased by 9.4% year-on-year and -5.3% month-on-month to N163.4 in March 2018 from N172.5 in February 2018.


States with the highest average price of premium motor spirit (petrol) were Taraba (N184.38), Jigawa (N180.93) & Ekiti (N173.89).

States with the lowest average price of premium motor spirit (petrol) were Kaduna (N147.29), Bauchi (N145.57) & Abuja (N145.00).

Premium Motor Spirit (Petrol) Price Watch - March 2018



Average PMS Prices Across States



STATES WITH THE HIGHEST AVERAGE PRICES IN MARCH 2018



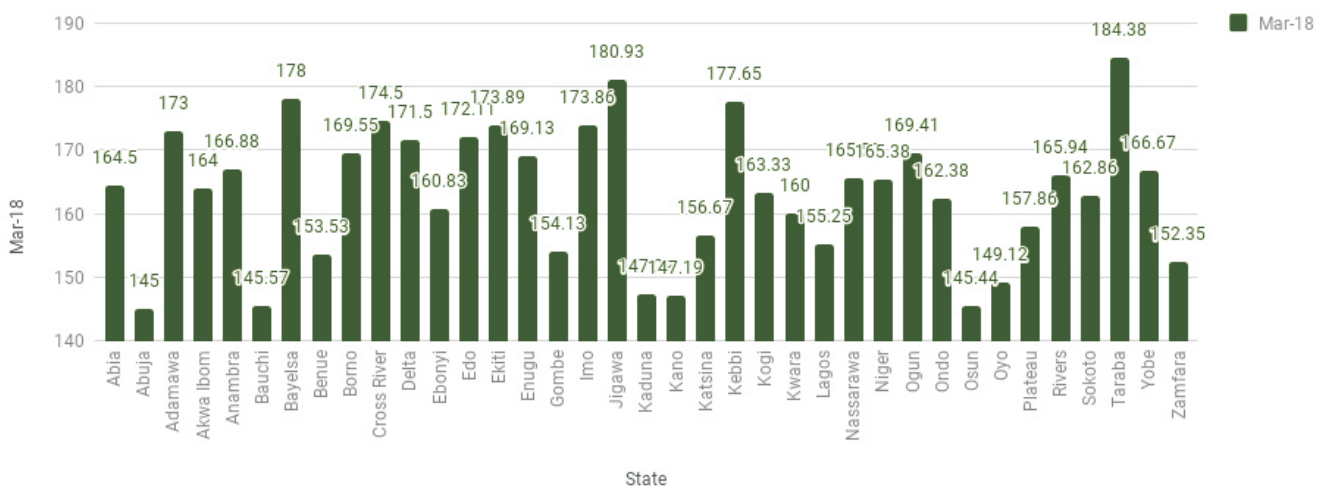
	Mar-18	YoY%	MoM%
TARABA	184.38	24.5	-8.4
JIGAWA	180.93	22.0	20.5
EKITI	173.89	19.9	-4.0

STATES WITH THE LOWEST AVERAGE PRICES IN MARCH 2018



	Mar-18	YoY%	MoM%
ABUJA	145.00	0.0	0.0
BAUCHI	145.57	-1.5	-3.6
KADUNA	147.29	-3.7	-11.2

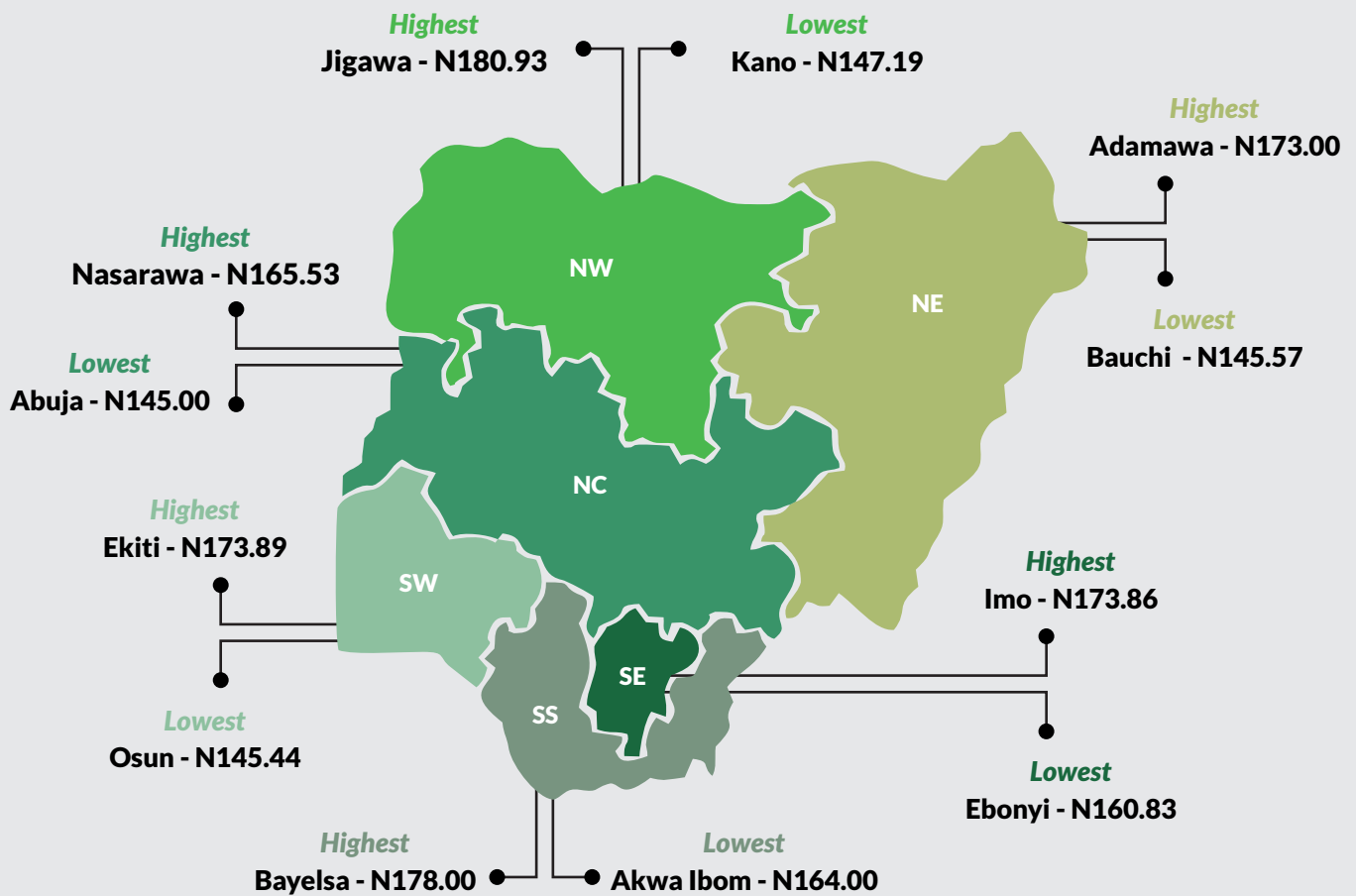

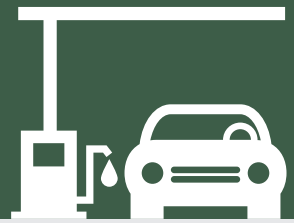
Average PMS Prices Across States



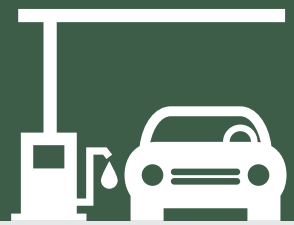
Premium Motor Spirit (Petrol) Price Watch

- March 2018

Average PMS Prices Across Zones



Premium Motor Spirit (Petrol) Price Watch - March 2018



12 Months Average Prices

April 2017	
Average	149.9
YoY	-7.9
MoM	0.3


May 2017	
Average	150.7
YoY	0.3
MoM	0.5

June 2017	
Average	150.3
YoY	1.2
MoM	-0.3

July 2017	
Average	148.2
YoY	0.3
MoM	-1.4

March 2017	
Average	149.4
YoY	10.1
MoM	-0.3

August 2017	
Average	144.4
YoY	-1.9
MoM	-2.5



February 2018	
Average	172.5
YoY	15.1
MoM	-9.6

March 2018	
Average	163.4
YoY	9.4
MoM	-5.3

September 2017	
Average	144.5
YoY	-1.2
MoM	0.1

January 2018	
Average	190.9
YoY	28.4
MoM	11.1

December 2017	
Average	171.8
YoY	17.1
MoM	18.0

November 2017	
Average	145.6
YoY	-0.7
MoM	-0.3

October 2017	
Average	146.0
YoY	0.1
MoM	1.0

AVERAGE PETROL/ PREMIUM MOTOR SPIRIT

PRICES PER LITRE NGN																								Year on Year %	Month on Month %					
State	Jan-16	Feb-16	Mar-16	Apr-16	May-16	Jun-16	Jul-16	Aug-16	Sep-16	Oct-16	Nov-16	Dec-16	Jan-17	Feb-17	Mar-17	Apr-17	May-17	Jun-17	Jul-17	Aug-17	Sep-17	Oct-17	Nov-17	Dec-17	Jan-18	Feb-18	Mar-18	(mar 2017-mar 2018)	feb 2018-mar 2018	
Abia	129.3	112.2	148.1	191.7	149.3	147.9	152.3	147.2	147.1	148.3	146.8	147.1	148.6	147.5	150.4	148.5	151.9	149.7	147.0	144.7	144.5	147.86	147.50	220.40	227.50	191.13	164.50	9.4	-13.9	
Abuja	99.6	92.7	104.9	107	145	145	145	145	143.3	146.3	144.6	145	144.2	145.0	145.0	145.0	145.0	145.0	145.0	143.5	142.0	144.00	144.00	146.53	160.00	145.00	145.00	0.0	0.0	
Adamawa	93.5	111.7	133.5	138.5	145	156.7	145	145	145	146.3	145	145	145	145.0	153.3	156.7	160.0	162.5	160.0	144.0	143.0	146.67	145.00	170.00	170.00	150.00	173.00	12.8	15.3	
Akwai Ibom	120	102.5	148	180	146.3	145.7	157.8	146	142.5	146.3	145.9	143.8	145.9	150.0	149.3	147.5	149.4	149.6	145.0	144.6	143.3	146.00	150.33	166.50	201.25	183.89	164.00	9.9	-10.8	
Anambra	119.8	100.4	136.5	193.9	147.1	145.5	147.3	149.6	144.5	145.9	145.2	147.9	145.7	147.3	148.0	147.7	147.9	148.3	147.1	144.6	144.1	145.71	145.86	210.00	211.67	183.67	166.88	12.8	-9.1	
Bauchi	117.3	94.2	156.7	128.6	151.3	145	145.1	146.4	146.7	145	148.9	147.2	149.2	148.9	147.8	150.5	147.5	152.5	145.4	145.0	144.6	147.38	144.90	159.75	186.88	151.00	145.57	-1.5	-3.6	
Bayelsa	96.1	120.1	146	186.3	161.7	152.2	165.7	164.3	147.2	147.3	146	151.5	153.3	155.0	161.3	159.1	153.5	160.4	145.0	144.8	147.1	147.08	150.50	172.69	187.14	206.82	178.00	10.4	-13.9	
Benue	121.7	104.8	131.7	134.5	162.3	146	148.3	145	146.4	145.9	148.7	145	145.5	157.5	152.5	155.0	158.2	151.3	159.1	143.5	143.6	150.83	145.50	172.67	223.33	155.00	153.53	0.7	-0.9	
Borno	96.4	87.9	87	179.3	152.1	173	144.3	143.8	148.5	147.2	144	145	164.1	157.1	151.0	160.5	160.0	152.9	160.5	144.5	144.4	145.23	147.00	159.44	185.48	200.29	169.55	12.3	-15.3	
Cross River	115.2	116.7	160.4	167.8	157.5	151.7	152.2	144.6	146.4	150.4	148.8	145	150.9	148.1	147.8	149.6	148.4	145.0	143.4	144.0	148.40	145.00	207.14	175.38	187.63	174.50	178.00	17.8	-7.0	
Delta	98.5	87.5	132.1	178.1	147.9	145.6	144.8	144.9	143.7	144.6	145.9	144.8	145.4	144.8	145.0	145.9	145.0	145.8	145.0	144.7	144.6	145.00	145.86	175.00	202.65	170.71	171.50	18.3	0.5	
Ebonyi	132.1	104.5	155	166.4	165	151.7	147.1	147.9	147.6	147	147.2	148.6	156.5	156.7	152.1	157.5	152.5	156.4	147.9	144.3	145.5	148.57	148.57	162.50	220.65	178.13	160.83	5.7	-9.7	
Edo	100.3	86.5	129.7	194.3	146.3	145	145	145	145	145	145	145.5	147	148.1	149.6	150.3	145.3	145.0	145.0	144.8	144.9	145.06	145.75	170.00	220.00	190.31	172.11	15.0	-9.6	
Ekiti	106.1	96.6	127.5	202.8	156.4	145.3	145.2	144.7	144.6	145	144.9	144.9	144.6	145.0	145.0	145.0	145.0	145.0	144.7	143.1	143.73	146.17	146.00	160.24	181.18	173.89	19.9	4.0		
Enugu	128.3	101.4	144.6	178.1	149.4	150.4	145.5	150	148.7	145.8	147.1	150	148.3	150.2	154.5	152.9	152.0	154.5	149.0	150	145.8	147.17	145.00	200.50	183.12	163.86	169.13	9.5	3.2	
Gombe	99.9	97.4	151.7	182.2	149.4	149.4	145	148.3	145.6	144.7	145	145	145	145.0	145.0	152.7	172.5	167.5	152.7	144.0	145.0	144.80	145.00	160.00	157.73	153.50	154.13	6.3	0.4	
Imo	131	102.2	144	203.5	147.2	146.1	145.9	145.9	144.5	145.9	145.7	144.6	146.1	149.1	149.5	148.9	148.8	147.6	147.4	143.4	145.1	147.75	144.40	160.59	172.92	200.83	173.86	16.3	-13.4	
Jigawa	104.7	98.8	143.1	170.6	145.3	145.4	145	144.7	144.5	146.5	144.3	144.5	151	147.9	148.3	145.6	147.3	145.8	145.7	143.9	145.2	143.80	145.50	165.00	200.26	150.14	180.93	22.0	20.5	
Kaduna	95.7	90.6	139.8	146.3	144.6	145.6	142	152.3	151.8	145.9	147.6	145	148.3	145.6	153.0	145.0	148.7	148.8	145.0	144.8	145.5	144.83	145.00	162.81	215.91	165.86	147.29	-3.7	-11.2	
Kano	99.1	90.4	124.3	165.1	145	145	144.6	145	145	146	145.6	148.5	145.8	145.0	147.9	145.4	145.3	145.0	144.2	144.6	144.27	144.93	165.00	182.14	155.00	147.19	1.5	-5.0		
Katsina	95.5	88	155.6	129.4	148.4	144.9	144.8	144.5	144.7	144.8	143.8	145.5	147.8	145.6	145.9	145.8	145.0	150.3	145.0	144.4	144.1	143.73	144.08	160.00	209.32	160.15	156.67	7.4	-2.2	
Kebbi	117.1	111.8	139.8	165.2	147.3	151	152.8	153.2	148	146.6	149.3	151.5	146.9	154.4	153.8	160.5	157.9	157.1	145.0	145.0	145.6	148.55	145.00	210.08	181.33	200.25	177.65	15.5	-11.3	
Kogi	127.1	111.3	148.5	182	148.5	148.9	146	155	150.4	147.3	146.5	150	144.7	152.0	154.0	146.5	148.9	148.9	146.7	144.6	144.6	146.67	145.00	200.00	152.83	194.81	163.33	6.1	-16.2	
Kwara	112.6	98.8	134.3	189.6	156.7	151.9	148.8	145	146.5	145	149.1	151.6	145.2	145.7	145.0	148.8	153.0	145.5	145.9	145.0	144.1	145.75	145.00	170.00	206.18	156.25	160.00	10.3	2.4	
Lagos	91.1	87	90.1	92.6	144.8	145	145	145	144.3	144.9	144.3	144.3	152.1	144.9	147.5	147.9	145.0	145.7	145.3	143.3	143.2	144.33	144.33	149.87	161.43	145.00	155.25	5.3	7.1	
Nassarawa	120.5	99.1	166.7	172	160.6	151.7	155.4	154.4	147	148.5	148.6	150	145.1	147.0	145.9	149.7	148.1	146.1	149.4	143.0	145.0	145.67	144.00	180.00	168.13	150.17	165.53	13.4	10.2	
Niger	112.3	94	121.6	150.9	145	145	145.6	146.8	146.3	145.9	146.4	146.7	147	145.5	149.4	147.0	145.6	148.7	148.4	144.3	144.3	145.00	145.50	170.00	176.11	155.00	165.38	10.7	6.7	
Ogun	92.5	86.5	115	163.5	145.9	145	145.3	145	144.3	145	145	145.9	152	145.0	144.9	145.0	145.0	145.0	145.0	143.5	142.9	144.56	144.73	168.00	203.25	147.06	169.41	16.9	15.2	
Ondo	120.1	102.8	124.5	185.5	146.2	145.6	144.9	144.9	144.9	144.9	145	145	155	145.2	146.3	145.2	145.3	145.3	145.0	143.3	142.9	145.59	144.90	160.00	219.38	187.05	162.38	11.0	-13.2	
Osun	100.5	89.7	109.8	193.9	145.3	145	143.7	144.6	143.4	144.3	144.6	144.4	156.1	144.7	145.0	145.0	145.0	145.0	145.0	145.0	145.0	142.8	144.47	144.33	168.00	228.89	154.33	145.44	0.3	-5.8
Oyo	91.5	87.2	111.2	113.7	145.2	144.9	144.1	144.5	144.7	145.3	144.4	143.9	161	145.1	145.7	145.3	145.3	145.5	146.1	143.2	143.3	144.31	145.13	167.50	199.17	165.00	149.12	2.4	-9.6	
Plateau	147.5	93.1	123.5	133.4	145	148.8	145	144.4	146.4	144.5	145	145	146.1	147.9	149.6	146.5	145.6	148.5	145.8	146.4	145.3	145.11	143.60	170.00	214.23	174.56	157.86	5.5	-9.6	
Rivers	102.5	106.7	133.7	174.3	150	148.5	151.5	147.7	147.3	146.9	147	145.1	145	151.1	151.3	149.6	157.4	145.6	146.0	145.8	145.6	145.35	147.00	160.00	197.50	194.75	165.94	9.7	-14.8	
Sokoto	110.5	111.8	160	168.3	147.1	145	145	151.9	145	145	145	146.4	155	162.1	152.9	150.0	157.9	150.7	145.0	143.6	143.6	146.00	145.88	168.00	205.83	180.33	162.86	6.5	-9.7	
Taraba	120.7	111.7	153.3	117.1	161.1	160	162.8	143.3	146.5	145.7	150.8	150	146.9	161.7	148.0	158.6	162.0	156.3	157.7	145.0	146.1	145.00	146.66	166.11	164.44	201.29	184.38	24.5	-8.4	
Yobe	96.8	122.9	145.5	183.8	164.2	152.3	145	148.3	151.7	150	162	148.8	147	177.0	161.7	158.3	156.4	168.0	170.0	145.3	149.7	152.50	145.75	166.00	171.00	196.11	166.67	3.1	-15.0	
Zamfara	91.6	90	143.2	114.5	145	144.5	145	144.7	145.3	145.5	145.3	145.5	145.3	145.7	146.4	147.0	145.3	146.8	146.3	145.9	144.2	144.94	144.70	170.00	159.12	155.00	152.35	3.6	-1.7	
AVERAGE	109.6	99.8	135.7	162.8	150.3	148.5	147.7	147.3	146.3	145.9	146.7	146.7	148.7	149.8	149.4	149.9	150.7	150.3	148.2	144.4	144.5	146.0	145.6	171.8	190.9	172.5	163.4	9.4	-5.3	
Year on Year	5.7	7.3	30.7	56.4	27	32.5	37.6	40.9	53.8	56.1	27.2	22.7	35.7	50.1	10.1	-7.9	0.3	1.2	0.3	-1.9	-1.2	0.1	-0.7	17.1	28.4	15.1	9.4			
Month on Month	-8.4	-9	36	20	-7.7	-1.2	-0.6	-0.3	-0.6	-0.3	0.5	0.01	1.35	0.7	-0.3	0.3	0.5	-0.3	-1.4	-2.5	0.1	1.0	-0.3	18.0	11.1	-9				

Methodology

Average price paid by consumers for premium motor spirit (petrol) increased by 15.1% year-on-year and -9.6% month-on-month to N172.5 in February 2018 from N190.9 in January 2018.

States with the highest average price of premium motor spirit (petrol) were Plateau (N206.82), Osun (N201.29) & Edo (N200.83).

States with the lowest average price of premium motor spirit (petrol) were Katsina (N145.00), Abuja (N145.00) & Kogi (N147.06).

Acknowledgements/Contacts

Acknowledgements

We acknowledge our technical partners, Proshare in the design, concept and production of this publication.





Contact Us

 @nigerianstat

 NBSNigeria

 www.nigerianstat.gov.ng

 **Head Office Address**
Plot 762, Independence Avenue, Central
Business District, FCT, Abuja Nigeria.

 +234 803 386 5388

 feedback@nigerianstat.gov.ng