



NATIONAL BUREAU OF STATISTICS

Nigerian Domestic and Foreign Debt

(Q4 & Full Year 2017)

Report Date: March 2018

Contents

Executive Summary	1
Nigerian Domestic and Foreign Debt -2017	
Abia	2
Adamawa	3
Akwa Ibom	4
Anambra	5
Bauchi	6
Bayelsa	7
Benue	8
Borno	9
Cross River	10
Delta	11
Ebonyi	12
Edo	13
Ekiti	14
Enugu	15
Gombe	16
Imo	17
Jigawa	18
Kaduna	19
Kano	20
Katsina	21
Kebbi	22
Kogi	23
Kwara	24
Lagos	25
Nassarawa	26
Niger	27
Ogun	28
Ondo	29
Osun	30
Oyo	31
Plateau	32
Rivers	33
Sokoto	34
Taraba	35
Yobe	36
Zamfara	37
FCT	38
Total State	39
Methodology	46
Appendix	47
Acknowledgements/Contacts	50

Executive Summary

Nigerian States and Federal Debt Stock data as at 31st December 2017 reflected that the country's foreign and domestic debts stood at \$18.9bn and N3.35trn respectively.

Further disaggregation of Nigeria's foreign debt showed that \$10.24bn of the debt was multilateral; \$274.98m was bilateral (AFD) and \$2.09bn from the Exim Bank of China credited to the Federal Government of Nigeria (FGN) while \$6.30bn was commercial.

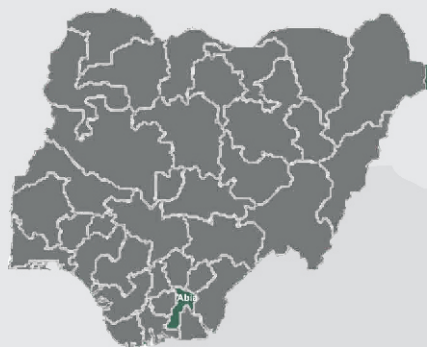
Total FGN debt accounted for 78.23% of Nigeria's total foreign debt while all States and the Federal Capital Territory (FCT) accounted for the remaining 21.77%.

Lagos State has the highest foreign debt profile among the thirty-six states and the FCT accounting for 35.61% while Kaduna (5.79%), Edo (5.64%), Cross River (4.08%) and Enugu (3.23%) followed closely.

Similarly, total state domestic debt was N3.35 trillion with Lagos state accounting for 10.85 % of the total domestic debt stock while Sokoto has the least debt in this category with a contribution 0.78% to the total domestic debt stock.

NIGERIAN DOMESTIC AND FOREIGN DEBT - 2017

ABIA STATE



Land Area: 2,440 sq mi

Population: 3,616,382

Total FAAC Allocation 2017

N38,876,702,908.70

IGR as at Full Year 2017

N14,917,141,805.80




External Debt Stock

MULTILATERAL (\$)

BILATERAL (AFD) (\$)

Bilateral (CHINA EXIM BANK, JICA, INDIA, KFW) (\$)

COMMERCIAL



\$101,486,014

SHARE IN NATIONAL TOTAL

0.54%

Total (\$)

\$101,486,014

SHARE IN STATE TOTAL

2%

Domestic Debt Stock

DEBT STOCK (N)



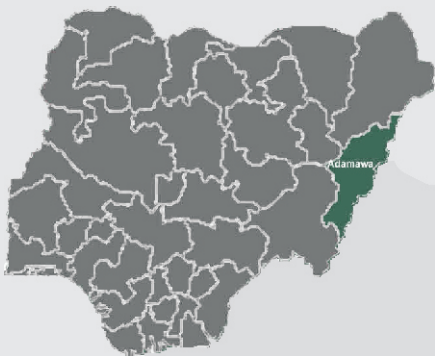
N60,648,431,912.05

SHARE IN STATE TOTAL

1.81%

NIGERIAN DOMESTIC AND FOREIGN DEBT - 2017

ADAMAWA STATE



Land Area: 14, 254 sq mi

Population: 4,111,706

Total FAAC Allocation 2017

N37,436,462,193.81

IGR as at Full Year 2017

N6,201,369,567.23





External Debt Stock

MULTILATERAL (\$)

BILATERAL (AFD) (\$)

Bilateral (CHINA EXIM BANK, JICA, INDIA, KFW (\$))

COMMERCIAL



\$88,074,331.40

\$6,500,000.00

SHARE IN NATIONAL TOTAL

0.50%

Total (\$)

\$94,574,331.40

SHARE IN STATE TOTAL

2%

Domestic Debt Stock

DEBT STOCK (N)



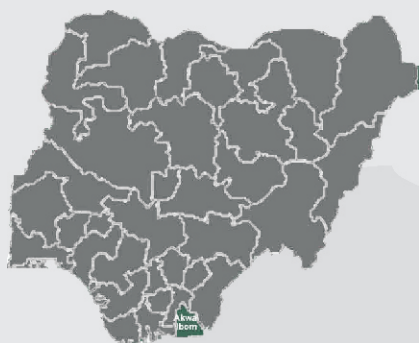
N69,609,083,183.53

SHARE IN STATE TOTAL

2.08%

NIGERIAN DOMESTIC AND FOREIGN DEBT - 2017

AKWA IBOM STATE



Land Area: 2,734 sq mi

Population: 5,272,029

Total FAAC Allocation 2017

N143,614,945,782.83

IGR as at Full Year 2017

N15,956,354,035.30




External Debt Stock

MULTILATERAL (\$)

BILATERAL (AFD) (\$)

Bilateral (CHINA EXIM BANK, JICA, INDIA, KFW (\$)

COMMERCIAL



\$50,523,477

SHARE IN NATIONAL TOTAL

0.27%

Total (\$)

\$50,523,477

SHARE IN STATE TOTAL

1%

Domestic Debt Stock

DEBT STOCK (N)



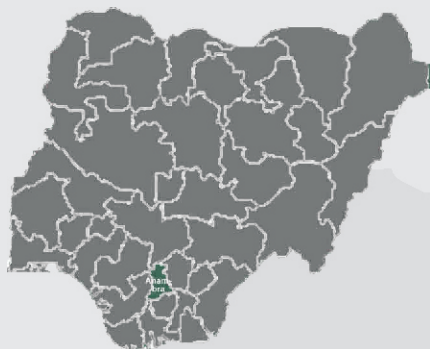
N187,277,308,914.29

SHARE IN STATE TOTAL

5.59%

NIGERIAN DOMESTIC AND FOREIGN DEBT - 2017

ANAMBRA STATE



Land Area: 1,870 sq mi

Population: 5,356,592

Total FAAC Allocation 2017

N41,338,238,321.08

IGR as at Full Year 2017

N17,365,385,830.51





External Debt Stock

MULTILATERAL (\$)

BILATERAL (AFD) (\$)

Bilateral (CHINA EXIM BANK, JICA, INDIA, KFW) (\$)

COMMERCIAL



\$85,924,045

SHARE IN NATIONAL TOTAL

0.45%

Total (\$)

\$85,924,045

SHARE IN STATE TOTAL

2%

Domestic Debt Stock

DEBT STOCK (N)



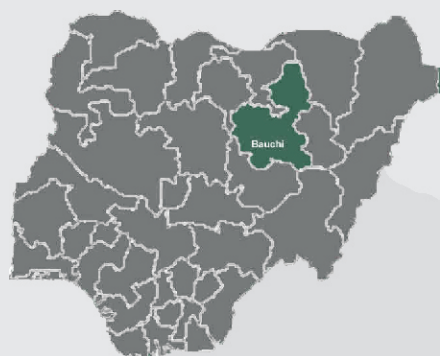
N2,612,431,503.89

SHARE IN STATE TOTAL

0.08%

NIGERIAN DOMESTIC AND FOREIGN DEBT - 2017

BAUCHI STATE



Land Area: 18, 965 sq mi

Population: 6,286,719

Total FAAC Allocation 2017

N39,515,179,181.38

IGR as at Full Year 2017

N4,369,411,450.27




External Debt Stock

MULTILATERAL (\$)

BILATERAL (AFD) (\$)

Bilateral (CHINA EXIM BANK, JICA, INDIA, KFW (\$))

COMMERCIAL



\$109,828,381

SHARE IN NATIONAL TOTAL

0.58%

Total (\$)

\$109,828,381

SHARE IN STATE TOTAL

3%

Domestic Debt Stock

DEBT STOCK (N)



N74,020,717,883.30

SHARE IN STATE TOTAL

2.21%

NIGERIAN DOMESTIC AND FOREIGN DEBT - 2017

BAYELSA STATE



Land Area: 8,150 sq mi

Population: 2,204,648

Total FAAC Allocation 2017

N105,258,243,351.38

IGR as at Full Year 2017

N12,523,812,450.59




External Debt Stock

MULTILATERAL (\$)

BILATERAL (AFD) (\$)

Bilateral (CHINA EXIM BANK, JICA, INDIA, KFW) (\$)

COMMERCIAL



\$47,769,180

SHARE IN NATIONAL TOTAL

0.25%

Total (\$)

\$47,769,180

SHARE IN STATE TOTAL

1%

Domestic Debt Stock

DEBT STOCK (N)



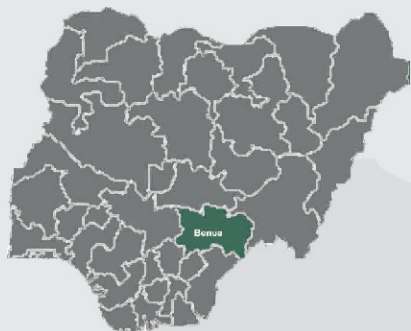
N129,469,645,258.94

SHARE IN STATE TOTAL

3.87%

NIGERIAN DOMESTIC AND FOREIGN DEBT - 2017

BENUE STATE



Land Area: 13,150 sq m

Population: 5,553,037

Total FAAC Allocation 2017

N39,801,371,551.26

IGR as at Full Year 2017

N12,399,414,557.79




External Debt Stock

MULTILATERAL (\$)

BILATERAL (AFD) (\$)

Bilateral (CHINA EXIM BANK, JICA, INDIA, KFW (\$))

COMMERCIAL



\$35,503,110

SHARE IN NATIONAL TOTAL

0.19%

Total (\$)

\$35,503,110

SHARE IN STATE TOTAL

1%

Domestic Debt Stock

DEBT STOCK (N)



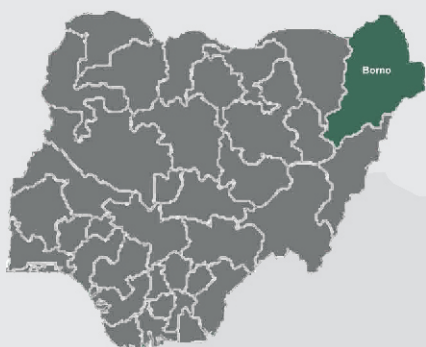
N74,937,383,496.72

SHARE IN STATE TOTAL

2.24%

NIGERIAN DOMESTIC AND FOREIGN DEBT - 2017

BORNO STATE



Land Area: 22, 316 sq mi

Population: 5,635,544

Total FAAC Allocation 2017

N46,535,736,179.12

IGR as at Full Year 2017

N4,983,331,049.24




External Debt Stock

MULTILATERAL (\$)

BILATERAL (AFD) (\$)

Bilateral (CHINA EXIM BANK,
JICA, INDIA, KFW (\$)

COMMERCIAL



\$22,594,569.70

SHARE IN NATIONAL
TOTAL

0.12%

Total (\$)

\$22,594,569.70

SHARE IN STATE
TOTAL

1%

Domestic Debt Stock

DEBT STOCK (N)



N54,042,067,995.82

SHARE IN STATE
TOTAL

1.61%

NIGERIAN DOMESTIC AND FOREIGN DEBT - 2017

CROSS RIVER STATE



Land Area: 7,782 sq mi

Population: 3,741,838

Total FAAC Allocation 2017


N23,451,782,733.00

IGR as at Full Year 2017

N18,104,562,225.62


External Debt Stock

MULTILATERAL (\$)




\$124,022,477

BILATERAL (AFD) (\$)



\$43,900,000.00

Bilateral (CHINA EXIM BANK, JICA, INDIA, KFW) (\$)



COMMERCIAL



SHARE IN NATIONAL TOTAL

0.89%

Total (\$)

\$167,922,477

SHARE IN STATE TOTAL

4%

Domestic Debt Stock

DEBT STOCK (N)



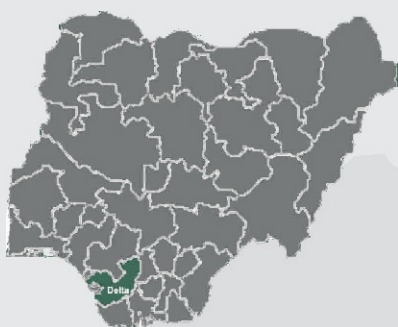
N125,648,705,542.50

SHARE IN STATE TOTAL

3.75%

NIGERIAN DOMESTIC AND FOREIGN DEBT - 2017

DELTA STATE



Land Area: 6,833 sq mi

Population: 5,460,311

Total FAAC Allocation 2017

N111,203,709,891.98

IGR as at Full Year 2017

N51,888,005,338.33




External Debt Stock

MULTILATERAL (\$)

BILATERAL (AFD) (\$)

Bilateral (CHINA EXIM BANK, JICA, INDIA, KFW (\$))

COMMERCIAL



\$58,391,491

SHARE IN NATIONAL TOTAL

0.31%

Total (\$)

\$58,391,491

SHARE IN STATE TOTAL

1%

Domestic Debt Stock

DEBT STOCK (N)



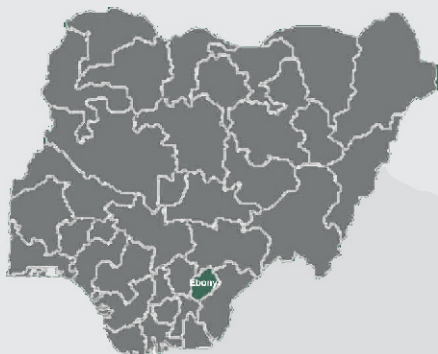
N228,328,360,009.20

SHARE IN STATE TOTAL

6.82%

NIGERIAN DOMESTIC AND FOREIGN DEBT - 2017

EBONYI STATE



Land Area: 2,136 sq mi

Population: 2,791,167

Total FAAC Allocation 2017

N35,490,890,739.38

IGR as at Full Year 2017

N5,102,902,366.82




External Debt Stock

MULTILATERAL (\$)

BILATERAL (AFD) (\$)

Bilateral (CHINA EXIM BANK, JICA, INDIA, KFW) (\$)

COMMERCIAL



\$63,373,675

SHARE IN NATIONAL TOTAL

0.34%

Total (\$)

\$63,373,675

SHARE IN STATE TOTAL

2%

Domestic Debt Stock

DEBT STOCK (N)



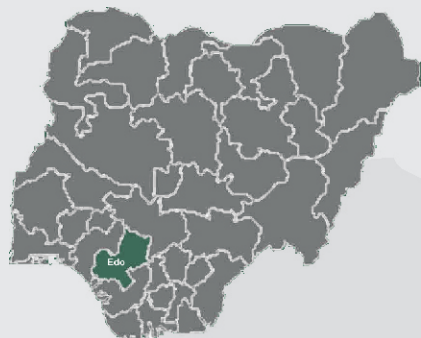
N34,613,143,814.14

SHARE IN STATE TOTAL

1.03%

NIGERIAN DOMESTIC AND FOREIGN DEBT - 2017

EDO STATE



Land Area: 6,873 sq mi

Population: 4,109,499

Total FAAC Allocation 2017

N36,844,999,470.24

IGR as at Full Year 2017

N25,342,829,212.22




External Debt Stock

MULTILATERAL (\$)

BILATERAL (AFD) (\$)

Bilateral (CHINA EXIM BANK,
JICA, INDIA, KFW (\$))

COMMERCIAL



\$232,204,508

SHARE IN NATIONAL
TOTAL

1.23%

Total (\$)

\$232,204,508

SHARE IN STATE
TOTAL

6%

Domestic Debt Stock

DEBT STOCK (N)



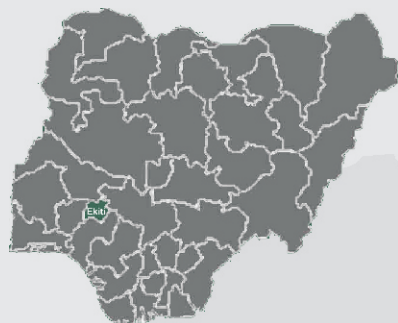
N68,514,312,630.61

SHARE IN STATE
TOTAL

2.05%

NIGERIAN DOMESTIC AND FOREIGN DEBT - 2017

EKITI STATE



Land Area: 2,453 sq mi

Population: 3,157,552

Total FAAC Allocation 2017

N25,633,665,721.07

IGR as at Full Year 2017

N4,967,499,815.79




External Debt Stock

MULTILATERAL (\$)

BILATERAL (AFD) (\$)

Bilateral (CHINA EXIM BANK, JICA, INDIA, KFW) (\$)

COMMERCIAL



\$78,053,560

SHARE IN NATIONAL TOTAL

0.41%

Total (\$)

\$78,053,560

SHARE IN STATE TOTAL

2%

Domestic Debt Stock

DEBT STOCK (N)



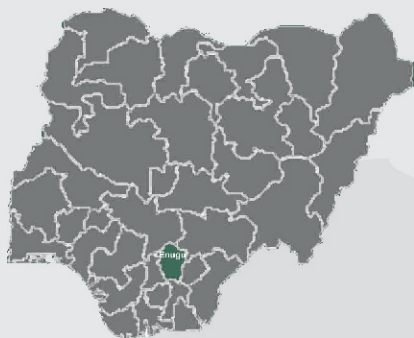
N117,495,679,340.86

SHARE IN STATE TOTAL

3.51%

NIGERIAN DOMESTIC AND FOREIGN DEBT - 2017

ENUGU STATE



Land Area: 2,765 sq mi

Population: 4,263,786

Total FAAC Allocation 2017

N37,833,557,959.83

IGR as at Full Year 2017

N22,039,222,902.86





External Debt Stock

MULTILATERAL (\$)

BILATERAL (AFD) (\$)

Bilateral (CHINA EXIM BANK, JICA, INDIA, KFW (\$))

COMMERCIAL



\$126,609,101

\$6,500,000.00

SHARE IN NATIONAL TOTAL

0.70%

Total (\$)

\$133,109,101

SHARE IN STATE TOTAL

3%

Domestic Debt Stock

DEBT STOCK (N)



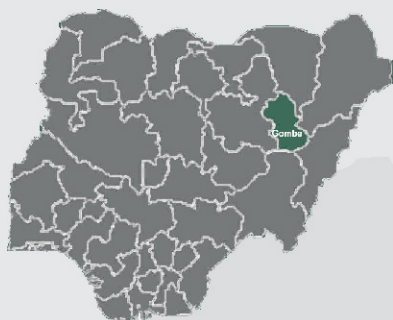
N59,746,077,051.15

SHARE IN STATE TOTAL

1.78%

NIGERIAN DOMESTIC AND FOREIGN DEBT - 2017

GOMBE STATE



Land Area: 7, 246 sq mi

Population: 3,140,189

Total FAAC Allocation 2017

N31,232,979,502.22

IGR as at Full Year 2017

N5,272,273,408.28




External Debt Stock

MULTILATERAL (\$)

BILATERAL (AFD) (\$)

Bilateral (CHINA EXIM BANK, JICA, INDIA, KFW (\$))

COMMERCIAL



\$39,194,159

SHARE IN NATIONAL TOTAL

0.21%

Total (\$)

\$39,194,159

SHARE IN STATE TOTAL

1%

Domestic Debt Stock

DEBT STOCK (N)



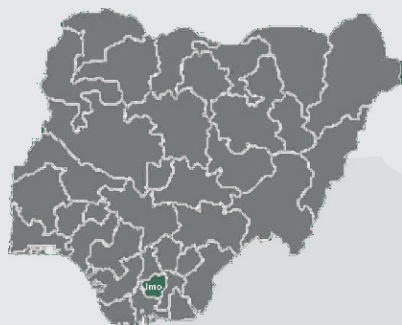
N41,939,190,055.53

SHARE IN STATE TOTAL

1.25%

NIGERIAN DOMESTIC AND FOREIGN DEBT - 2017

IMO STATE



Land Area: 2,140 sq mi

Population: 5,214,833

Total FAAC Allocation 2017

N38,116,470,854.23

IGR as at Full Year 2017

N6,850,796,866.07




External Debt Stock

MULTILATERAL (\$)

BILATERAL (AFD) (\$)

Bilateral (CHINA EXIM BANK, JICA, INDIA, KFW) (\$)

COMMERCIAL



\$62,848,235

SHARE IN NATIONAL TOTAL

0.33%

Total (\$)

\$62,848,235

SHARE IN STATE TOTAL

2%

Domestic Debt Stock

DEBT STOCK (N)



N80,785,160,471.66

SHARE IN STATE TOTAL

2.41%

NIGERIAN DOMESTIC AND FOREIGN DEBT - 2017

JIGAWA STATE



Land Area: 8,940 sq mi

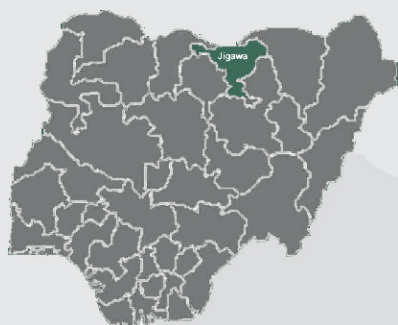
Population: 5,640,592

Total FAAC Allocation 2017

N45,264,749,165.00

IGR as at Full Year 2017

N6,650,200,980.11







External Debt Stock

MULTILATERAL (\$)

BILATERAL (AFD) (\$)

Bilateral (CHINA EXIM BANK, JICA, INDIA, KFW (\$))

COMMERCIAL



\$33,497,712.80

SHARE IN NATIONAL TOTAL

0.18%

Total (\$)

\$33,497,712.80

SHARE IN STATE TOTAL

1%

Domestic Debt Stock

DEBT STOCK (N)



N33,269,858,797.75

SHARE IN STATE TOTAL

0.99%

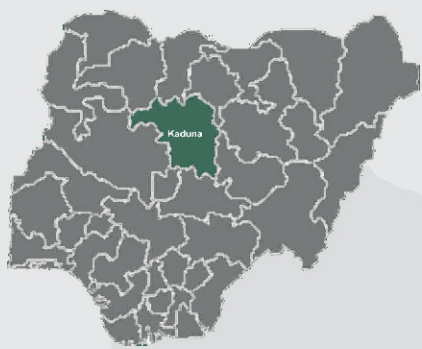
NIGERIAN DOMESTIC AND FOREIGN DEBT - 2017

KADUNA STATE



Land Area: 17,781 sq mi

Population: 7,976,735



Total FAAC Allocation 2017

N50,807,097,529.87

IGR as at Full Year 2017

N26,530,562,880.89




External Debt Stock

MULTILATERAL (\$)

BILATERAL (AFD) (\$)

Bilateral (CHINA EXIM BANK, JICA, INDIA, KFW) (\$)

COMMERCIAL



\$238,279,090

SHARE IN NATIONAL TOTAL

1.26%

Total (\$)

\$238,279,090

SHARE IN STATE TOTAL

6%

Domestic Debt Stock

DEBT STOCK (N)



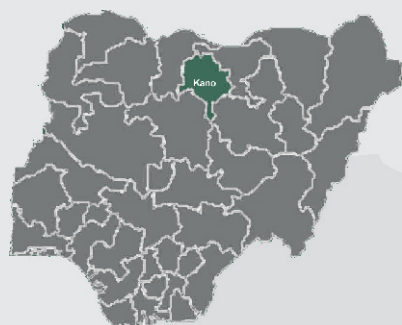
N83,825,686,332.40

SHARE IN STATE TOTAL

2.50%

NIGERIAN DOMESTIC AND FOREIGN DEBT - 2017

KANO STATE



Land Area: 7,773 sq mi

Population: 12,591,871

Total FAAC Allocation 2017

N65,140,059,241.98

IGR as at Full Year 2017

N42,418,811,470.64





External Debt Stock

MULTILATERAL (\$)

BILATERAL (AFD) (\$)

Bilateral (CHINA EXIM BANK, JICA, INDIA, KFW) (\$)

COMMERCIAL



\$66,534,694

SHARE IN NATIONAL TOTAL

0.35%

Total (\$)

\$66,534,694

SHARE IN STATE TOTAL

2%

Domestic Debt Stock

DEBT STOCK (N)



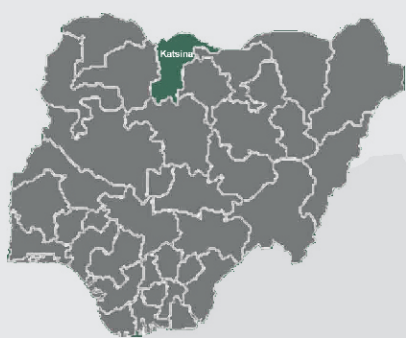
N92,257,051,132.42

SHARE IN STATE TOTAL

2.75%

NIGERIAN DOMESTIC AND FOREIGN DEBT - 2017

KATSINA STATE



Land Area: 9,341 sq mi

Population: 7,569,751

Total FAAC Allocation 2017

N46,339,868,732.24

IGR as at Full Year 2017

N6,029,850,857.76




External Debt Stock

MULTILATERAL (\$)

BILATERAL (AFD) (\$)

Bilateral (CHINA EXIM BANK, JICA, INDIA, KFW) (\$)

COMMERCIAL



\$67,864,608

SHARE IN NATIONAL TOTAL

0.36%

Total (\$)

\$67,864,608

SHARE IN STATE TOTAL

2%

Domestic Debt Stock

DEBT STOCK (N)



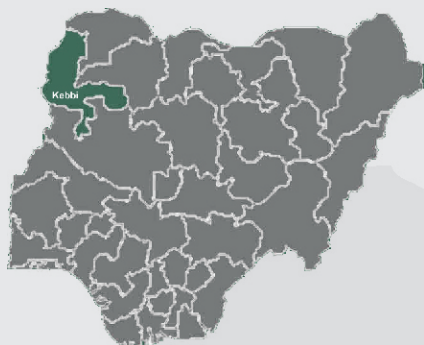
N31,116,244,034.12

SHARE IN STATE TOTAL

0.93%

NIGERIAN DOMESTIC AND FOREIGN DEBT - 2017

KEBBI STATE



Land Area: 14,200 sq mi

Population: 4,286,319

Total FAAC Allocation 2017

N40,076,938,773.08

IGR as at Full Year 2017

N4,393,773,965.39




External Debt Stock

MULTILATERAL (\$)

BILATERAL (AFD) (\$)

Bilateral (CHINA EXIM BANK, JICA, INDIA, KFW (\$))

COMMERCIAL



\$47,820,060

SHARE IN NATIONAL TOTAL

0.25%

Total (\$)

\$47,820,060

SHARE IN STATE TOTAL

1%

Domestic Debt Stock

DEBT STOCK (N)



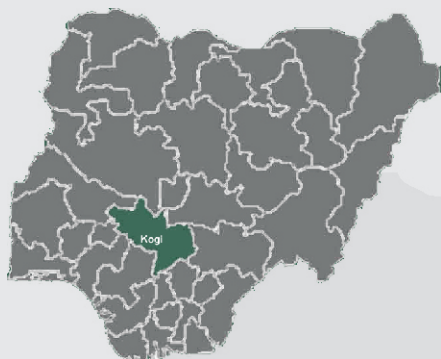
N48,729,499,853.64

SHARE IN STATE TOTAL

1.46%

NIGERIAN DOMESTIC AND FOREIGN DEBT - 2017

KOGI STATE



Land Area: 11,519 sq mi

Population: 4,324,074

Total FAAC Allocation 2017

N39,646,840,921.91

IGR as at Full Year 2017

N11,244,260,974.75




External Debt Stock

MULTILATERAL (\$)

BILATERAL (AFD) (\$)

Bilateral (CHINA EXIM BANK, JICA, INDIA, KFW) (\$)

COMMERCIAL



\$33,030,039

SHARE IN NATIONAL TOTAL

0.17%

Total (\$)

\$33,030,039

SHARE IN STATE TOTAL

1%

Domestic Debt Stock

DEBT STOCK (N)



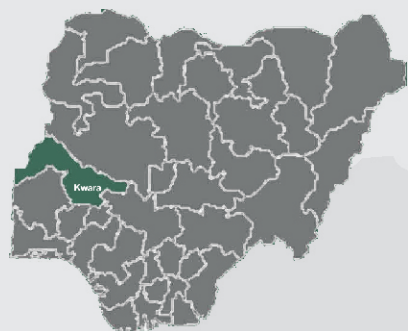
N102,359,193,069.66

SHARE IN STATE TOTAL

3.06%

NIGERIAN DOMESTIC AND FOREIGN DEBT - 2017

KWARA STATE



Land Area: 14, 218 sq mi

Population: 3,086,249

Total FAAC Allocation 2017

N33,107,193,728.78

IGR as at Full Year 2017

N19,637,873,512.22





External Debt Stock

MULTILATERAL (\$)

BILATERAL (AFD) (\$)

Bilateral (CHINA EXIM BANK, JICA, INDIA, KFW) (\$)

COMMERCIAL



\$50,726,593

SHARE IN NATIONAL TOTAL

0.27%

Total (\$)

\$50,726,593

SHARE IN STATE TOTAL

1%

Domestic Debt Stock

DEBT STOCK (N)



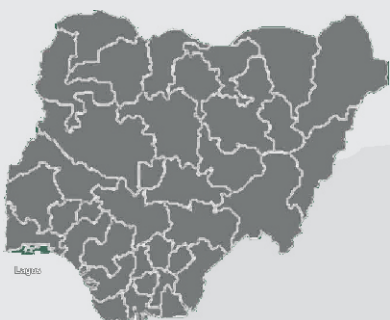
N40,264,714,626.56

SHARE IN STATE TOTAL

1.20%

NIGERIAN DOMESTIC AND FOREIGN DEBT - 2017

LAGOS STATE



Land Area: 1,381 sq mi

Population: 12,100,616

Total FAAC Allocation 2017

N89,694,754,919.47

IGR as at Full Year 2017

N333,967,978,880.44





External Debt Stock

MULTILATERAL (\$)

BILATERAL (AFD) (\$)

Bilateral (CHINA EXIM BANK, JICA, INDIA, KFW) (\$)

COMMERCIAL



\$1,322,334,554

\$143,830,000.00

SHARE IN NATIONAL TOTAL

7.75%

Total (\$)

\$1,466,164,554

SHARE IN STATE TOTAL

36%

Domestic Debt Stock

DEBT STOCK (N)



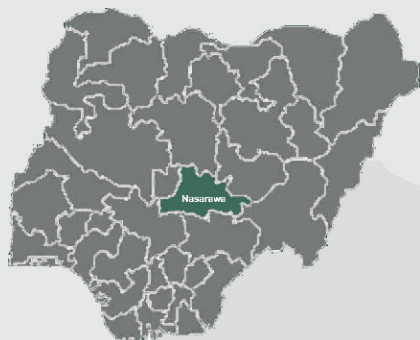
N363,292,140,059.09

SHARE IN STATE TOTAL

10.85%

NIGERIAN DOMESTIC AND FOREIGN DEBT - 2017

NASARAWA STATE



Land Area: 10, 470 sq mi

Population: 2,439,113

Total FAAC Allocation 2017

N35,197,763,035.01

IGR as at Full Year 2017

N6,174,136,952.59





External Debt Stock

MULTILATERAL (\$)

BILATERAL (AFD) (\$)

Bilateral (CHINA EXIM BANK, JICA, INDIA, KFW (\$))

COMMERCIAL



\$62,878,628

SHARE IN NATIONAL TOTAL

0.33%

Total (\$)

\$62,878,628

SHARE IN STATE TOTAL

2%

Domestic Debt Stock

DEBT STOCK (N)



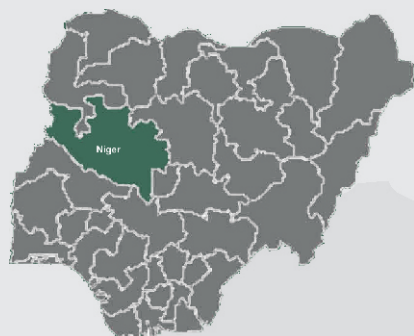
N71,359,977,984.75

SHARE IN STATE TOTAL

2.13%

NIGERIAN DOMESTIC AND FOREIGN DEBT - 2017

NIGER STATE



Land Area: 10, 470 sq mi

Population: 5,343,260

Total FAAC Allocation 2017

N42,473,678,019.42

IGR as at Full Year 2017

N6,517,939,033.07




External Debt Stock

MULTILATERAL (\$)

BILATERAL (AFD) (\$)

Bilateral (CHINA EXIM BANK, JICA, INDIA, KFW (\$)

COMMERCIAL



\$50,322,602

\$6,500,000.00

SHARE IN NATIONAL TOTAL

0.30%

Total (\$)

\$56,822,602

SHARE IN STATE TOTAL

1%

Domestic Debt Stock

DEBT STOCK (N)



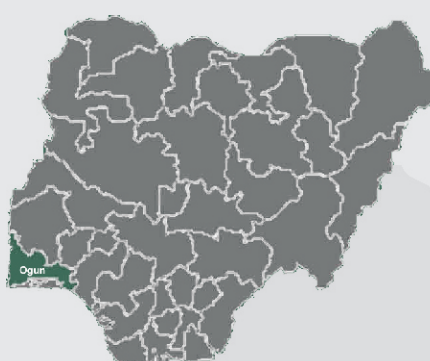
N40,031,508,233.85

SHARE IN STATE TOTAL

1.20%

NIGERIAN DOMESTIC AND FOREIGN DEBT - 2017

OGUN STATE



Land Area: 6,556.23 sq mi

Population: 5,024,191

Total FAAC Allocation 2017

N26,185,030,796.12

IGR as at Full Year 2017

N74,835,979,000.51





External Debt Stock

MULTILATERAL (\$)

BILATERAL (AFD) (\$)

Bilateral (CHINA EXIM BANK, JICA, INDIA, KFW (\$))

COMMERCIAL



\$102,449,174.80

\$5,000,000.00

SHARE IN NATIONAL TOTAL

0.57%

Total (\$)

\$107,449,174.80

SHARE IN STATE TOTAL

3%

Domestic Debt Stock

DEBT STOCK (N)



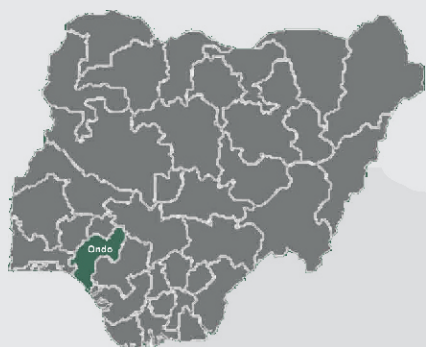
N106,530,499,037.83

SHARE IN STATE TOTAL

3.18%

NIGERIAN DOMESTIC AND FOREIGN DEBT - 2017

ONDO STATE



Land Area: 6,000 sq mi

Population: 4,515,660

Total FAAC Allocation 2017

N45,897,247,825.41

IGR as at Full Year 2017

N10,927,871,479.76




External Debt Stock

MULTILATERAL (\$)

BILATERAL (AFD) (\$)

Bilateral (CHINA EXIM BANK, JICA, INDIA, KFW) (\$)

COMMERCIAL



\$50,251,762

SHARE IN NATIONAL TOTAL

0.27%

Total (\$)

\$50,251,762

SHARE IN STATE TOTAL

1%

Domestic Debt Stock

DEBT STOCK (N)



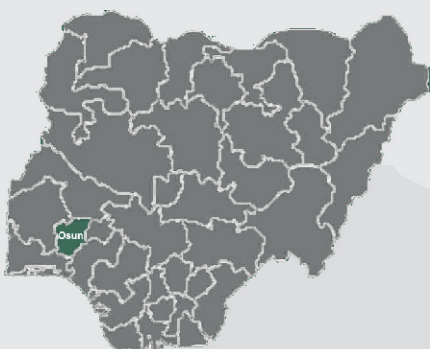
N58,550,792,418.38

SHARE IN STATE TOTAL

1.75%

NIGERIAN DOMESTIC AND FOREIGN DEBT - 2017

OSUN STATE



Land Area: 3,572 sq mi

Population: 4,536,877

Total FAAC Allocation 2017

N10,436,789,071.79

IGR as at Full Year 2017

N6,486,524,226.45





External Debt Stock

MULTILATERAL (\$)

BILATERAL (AFD) (\$)

Bilateral (CHINA EXIM BANK, JICA, INDIA, KFW) (\$)

COMMERCIAL



\$84,361,397

\$12,245,989.00

SHARE IN NATIONAL TOTAL

0.51%

Total (\$)

\$96,607,386

SHARE IN STATE TOTAL

2%

Domestic Debt Stock

DEBT STOCK (N)



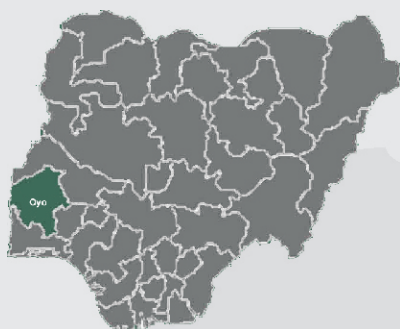
N138,239,593,287.18

SHARE IN STATE TOTAL

4.13%

NIGERIAN DOMESTIC AND FOREIGN DEBT - 2017

OYO STATE



Land Area: 10,986 sq mi

Population: 7,540,300

Total FAAC Allocation 2017

N44,473,339,482.90

IGR as at Full Year 2017

N22,448,338,824.61




External Debt Stock

MULTILATERAL (\$)

BILATERAL (AFD) (\$)

Bilateral (CHINA EXIM BANK, JICA, INDIA, KFW) (\$)

COMMERCIAL



\$93,218,640

SHARE IN NATIONAL TOTAL

0.49%

Total (\$)

\$93,218,640

SHARE IN STATE TOTAL

2%

Domestic Debt Stock

DEBT STOCK (N)



N129,213,604,205.51

SHARE IN STATE TOTAL

3.86%

NIGERIAN DOMESTIC AND FOREIGN DEBT - 2017

PLATEAU STATE



Land Area: 11, 936 sq mi

Population: 4,075,392

Total FAAC Allocation 2017

N29,620,161,161.72

IGR as at Full Year 2017

N10,788,283,409.45




External Debt Stock

MULTILATERAL (\$)

BILATERAL (AFD) (\$)

Bilateral (CHINA EXIM BANK, JICA, INDIA, KFW (\$)

COMMERCIAL



\$30,071,777

SHARE IN NATIONAL TOTAL

0.16%

Total (\$)

\$30,071,777

SHARE IN STATE TOTAL

1%

Domestic Debt Stock

DEBT STOCK (N)



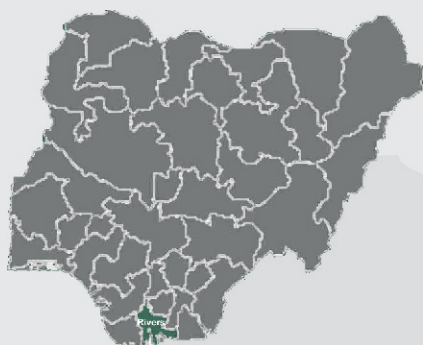
N122,349,286,591.51

SHARE IN STATE TOTAL

3.65%

NIGERIAN DOMESTIC AND FOREIGN DEBT - 2017

RIVERS STATE



Land Area: 4,277 sq mi

Population: 7,023,942

Total FAAC Allocation 2017

N119,632,192,162.38

IGR as at Full Year 2017

N89,484,983,409.10




External Debt Stock

MULTILATERAL (\$)

BILATERAL (AFD) (\$)

Bilateral (CHINA EXIM BANK, JICA, INDIA, KFW) (\$)

COMMERCIAL



\$66,766,028.40

SHARE IN NATIONAL TOTAL

0.35%

Total (\$)

\$66,766,028.40

SHARE IN STATE TOTAL

2%

Domestic Debt Stock

DEBT STOCK (N)



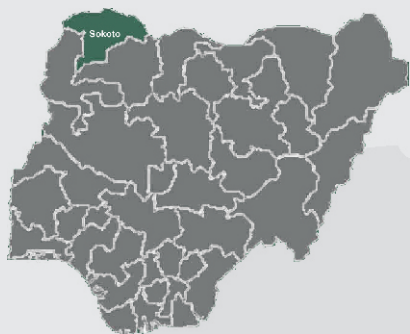
N191,156,694,184.66

SHARE IN STATE TOTAL

5.71%

NIGERIAN DOMESTIC AND FOREIGN DEBT - 2017

SOKOTO STATE



Land Area: 10,028 sq mi

Population: 4,831,152

Total FAAC Allocation 2017

N41,243,655,071.76

IGR as at Full Year 2017

N9,018,844,307.29




External Debt Stock

MULTILATERAL (\$)

BILATERAL (AFD) (\$)

Bilateral (CHINA EXIM BANK,
JICA, INDIA, KFW (\$))

COMMERCIAL



\$41,161,222.60

SHARE IN NATIONAL
TOTAL

0.22%

Total (\$)

\$41,161,222.60

SHARE IN STATE
TOTAL

1%

Domestic Debt Stock

DEBT STOCK (N)



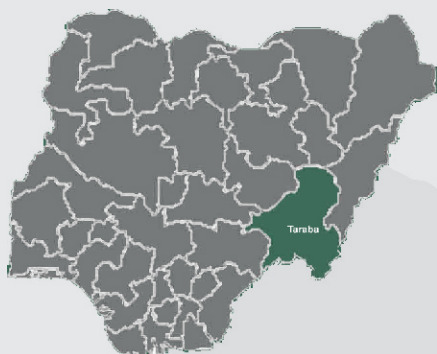
N26,028,103,448.98

SHARE IN STATE
TOTAL

0.78%

NIGERIAN DOMESTIC AND FOREIGN DEBT - 2017

TARABA STATE



Land Area: 21, 032 sq mi

Population: 2,968,132

Total FAAC Allocation 2017

N33,922,215,995.69

IGR as at Full Year 2017

N5,764,251,233.85




External Debt Stock

MULTILATERAL (\$)

BILATERAL (AFD) (\$)

Bilateral (CHINA EXIM BANK, JICA, INDIA, KFW (\$))

COMMERCIAL



\$26,563,235

SHARE IN NATIONAL TOTAL

0.14%

Total (\$)

\$26,563,235

SHARE IN STATE TOTAL

1%

Domestic Debt Stock

DEBT STOCK (N)



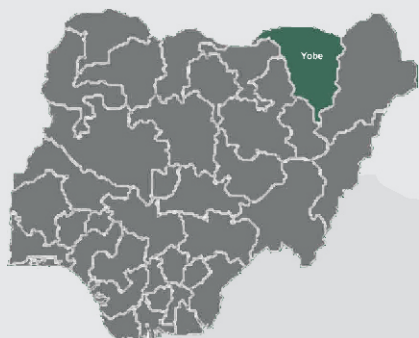
N60,851,260,638.76

SHARE IN STATE TOTAL

1.82%

NIGERIAN DOMESTIC AND FOREIGN DEBT - 2017

YOBE STATE



Land Area: 17, 568 sq mi

Population: 3,163,747

Total FAAC Allocation 2017

N39,493,537,224.68

IGR as at Full Year 2017

N3,598,131,936.59




External Debt Stock

MULTILATERAL (\$)

BILATERAL (AFD) (\$)

Bilateral (CHINA EXIM BANK, JICA, INDIA, KFW (\$))

COMMERCIAL



\$29,564,923

SHARE IN NATIONAL TOTAL

0.16%

Total (\$)

\$29,564,923

SHARE IN STATE TOTAL

1%

Domestic Debt Stock

DEBT STOCK (N)



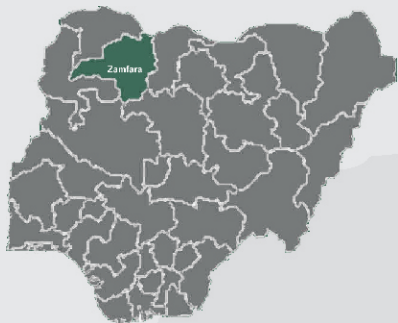
N26,467,942,394.82

SHARE IN STATE TOTAL

0.79%

NIGERIAN DOMESTIC AND FOREIGN DEBT - 2017

ZAMFARA STATE



Land Area: 15,352 sq mi

Population: 4,353,533

Total FAAC Allocation 2017

N28,452,828,222.31

IGR as at Full Year 2017

N6,023,994,930.94




External Debt Stock

MULTILATERAL (\$)

BILATERAL (AFD) (\$)

Bilateral (CHINA EXIM BANK, JICA, INDIA, KFW) (\$)

COMMERCIAL



\$34,833,759

SHARE IN NATIONAL TOTAL

0.18%

Total (\$)

\$34,833,759

SHARE IN STATE TOTAL

1%

Domestic Debt Stock

DEBT STOCK (N)



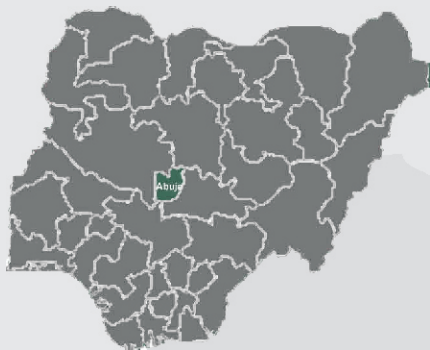
N69,923,231,483.13

SHARE IN STATE TOTAL

2.09%

NIGERIAN DOMESTIC AND FOREIGN DEBT - 2017

FCT



Land Area: 15,352 sq mi

Population: 4,353,533

Total FAAC Allocation 2017

Nil

IGR as at Full Year 2017

Nil




External Debt Stock

MULTILATERAL (\$)

BILATERAL (AFD) (\$)

Bilateral (CHINA EXIM BANK, JICA, INDIA, KFW (\$))

COMMERCIAL



\$33,722,465

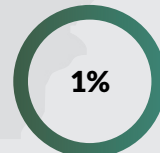
SHARE IN NATIONAL TOTAL



Total (\$)

\$33,722,465

SHARE IN STATE TOTAL



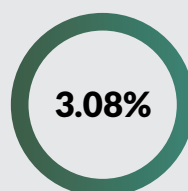
Domestic Debt Stock

DEBT STOCK (N)



N103,269,681,000.17

SHARE IN STATE TOTAL



NIGERIAN DOMESTIC AND FOREIGN DEBT - 2017

TOTAL STATE



Total FAAC Allocation 2017

N1,739,290,877,423.01

IGR as at Full Year 2017

N931,226,905,149.13


External Debt Stock (Sub-Total State & FCT)

MULTILATERAL (\$)


BILATERAL (AFD) (\$)

Bilateral (CHINA EXIM BANK, JICA, INDIA, KFW (\$))


COMMERCIAL




\$3,892,653,278



\$224,475,989.00





SHARE IN NATIONAL TOTAL

21.77%

Total (\$)

\$4,117,129,267

SHARE IN STATE TOTAL

100%

Domestic Debt Stock (Sub-Total State & FCT)

TOTAL STOCK



N3,348,774,261,879.36

SHARE IN STATE TOTAL

100.00%

States and the FCT Domestic Debt is the actual Amount Outstanding against 32 States & the FCT as at end-December, 2017. 3 States (Akwa-Ibom, Katsina and Lagos State) were as at September, 2017. Borno State was as at June, 2017.


NIGERIAN DOMESTIC AND FOREIGN DEBT - 2017

FGN




External Debt Stock (FGN)

MULTILATERAL (\$)




\$6,348,782,322

BILATERAL (AFD) (\$)



\$50,500,001.00

Bilateral (CHINA EXIM BANK, JICA, INDIA, KFW) (\$)



\$2,097,022,380.00

COMMERCIAL



\$6,300,000,000.00

SHARE IN NATIONAL TOTAL

78.23%

Total (\$)

\$14,796,304,703

SHARE IN STATE TOTAL

Domestic Debt Stock (FGN)

DEBT STOCK (N)



N12,589,486,125,592.10

SHARE IN NATIONAL TOTAL

78.99%

NIGERIAN DOMESTIC AND FOREIGN DEBT - 2017

NATIONAL TOTAL






External Debt Stock (Grand Total)

MULTILATERAL (\$)

BILATERAL (AFD) (\$)

Bilateral (CHINA EXIM BANK, JICA, INDIA, KFW) (\$)

COMMERCIAL



\$10,241,435,600.00

\$274,975,990.00

\$2,097,022,380.00

\$6,300,000,000.00

SHARE IN NATIONAL TOTAL

100%

Total (\$)

\$18,913,433,970.00

SHARE IN STATE TOTAL

Domestic Debt Stock (Grand Total)

DEBT STOCK (N)



N15,938,260,387,471.50

SHARE IN NATIONAL TOTAL



100.00%

NIGERIAN DOMESTIC AND FOREIGN DEBT - 2017

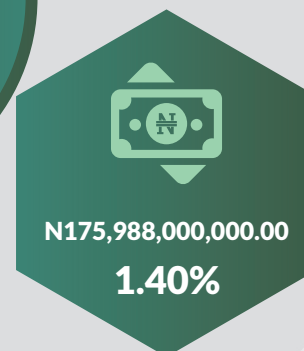
FEDERAL GOVERNMENT DOMESTIC DEBT STOCK BY INSTRUMENT AS AT DECEMBER 31, 2017





FGN BONDS




NIGERIAN
TREASURY BILLS




NIGERIAN
TREASURY BONDS



GREEN BOND



FGN SUKUK



FGN SAVINGS BOND

NIGERIAN DOMESTIC AND FOREIGN DEBT - 2017

STATE RANKING BY HIGHEST EXTERNAL DEBT STOCK



S/No		States		Total (\$)
1	▶	Lagos	▶	1,466,164,553.72
2	▶	Kaduna	▶	238,279,089.98
3	▶	Edo	▶	232,204,507.95
4	▶	Cross River	▶	167,922,477.17
5	▶	Enugu	▶	133,109,100.89
6	▶	Bauchi	▶	109,828,380.96
7	▶	Ogun	▶	107,449,174.80
8	▶	Abia	▶	101,486,013.74
9	▶	Osun	▶	96,607,386.38
10	▶	Adamawa	▶	94,574,331.40
11	▶	Oyo	▶	93,218,640.36
12	▶	Anambra	▶	85,924,044.73
13	▶	Ekiti	▶	78,053,560.27

NIGERIAN DOMESTIC AND FOREIGN DEBT - 2017

STATE RANKING BY HIGHEST EXTERNAL DEBT STOCK



S/No		States		Total (\$)
14	▶	Katsina	▶	67,864,607.66
15	▶	Rivers	▶	66,766,028.40
16	▶	Kano	▶	66,534,693.84
17	▶	Ebonyi	▶	63,373,675.28
18	▶	Nassarawa	▶	62,878,628.37
19	▶	Imo	▶	62,848,234.69
20	▶	Delta	▶	58,391,491.08
21	▶	Niger	▶	56,822,601.53
22	▶	Kwara	▶	50,726,592.99
23	▶	Akwa Ibom	▶	50,523,477.21
24	▶	Ondo	▶	50,251,762.16
25	▶	Kebbi	▶	47,820,060.27
26	▶	Bayelsa	▶	47,769,179.56

NIGERIAN DOMESTIC AND FOREIGN DEBT - 2017

STATE RANKING BY HIGHEST EXTERNAL DEBT STOCK



S/No		States		Total (\$)
27	▶	Sokoto	▶	41,161,222.60
28	▶	Gombe	▶	39,194,159.32
29	▶	Benue	▶	35,503,110.17
30	▶	Zamfara	▶	34,833,758.57
31	▶	FCT	▶	33,722,464.82
32	▶	Jigawa	▶	33,497,712.80
33	▶	Kogi	▶	33,030,039.02
34	▶	Plateau	▶	30,071,776.51
35	▶	Yobe	▶	29,564,923.26
36	▶	Taraba	▶	26,563,234.69
37	▶	Borno	▶	22,594,569.70

NIGERIAN DOMESTIC AND FOREIGN DEBT - 2017

STATE RANKING BY HIGHEST DOMESTIC DEBT STOCK



S/No		States		Total (N)
1	▶	Lagos	▶	363,292,140,059.09
2	▶	Delta	▶	228,328,360,009.20
3	▶	Rivers	▶	191,156,694,184.66
4	▶	Akwa Ibom	▶	187,277,308,914.29
5	▶	Osun	▶	138,239,593,287.18
6	▶	Bayelsa	▶	129,469,645,258.94
7	▶	Oyo	▶	129,213,604,205.51
8	▶	Cross-river	▶	125,648,705,542.50
9	▶	Plateau	▶	122,349,286,591.51
10	▶	Ekiti	▶	117,495,679,340.86
11	▶	Ogun	▶	106,530,499,037.83
12	▶	Fct	▶	103,269,681,000.17
13	▶	Kogi	▶	102,359,193,069.66

NIGERIAN DOMESTIC AND FOREIGN DEBT - 2017

STATE RANKING BY HIGHEST DOMESTIC DEBT STOCK



S/No		States		Total (N)
14	▶	Kano	▶	92,257,051,132.42
15	▶	Kaduna	▶	83,825,686,332.40
16	▶	Imo	▶	80,785,160,471.66
17	▶	Benue	▶	74,937,383,496.72
18	▶	Bauchi	▶	74,020,717,883.30
19	▶	Nasarawa	▶	71,359,977,984.75
20	▶	Zamfara	▶	69,923,231,483.13
21	▶	Adamawa	▶	69,609,083,183.53
22	▶	Edo	▶	68,514,312,630.61
23	▶	Taraba	▶	60,851,260,638.76
24	▶	Abia	▶	60,648,431,912.05
25	▶	Enugu	▶	59,746,077,051.15
26	▶	Ondo	▶	58,550,792,418.38

NIGERIAN DOMESTIC AND FOREIGN DEBT - 2017

STATE RANKING BY HIGHEST DOMESTIC DEBT STOCK



S/No		States		Total (N)
27	▶	Borno	▶	54,042,067,995.82
28	▶	Kebbi	▶	48,729,499,853.64
29	▶	Gombe	▶	41,939,190,055.53
30	▶	Kwara	▶	40,264,714,626.56
31	▶	Niger	▶	40,031,508,233.85
32	▶	Ebonyi	▶	34,613,143,814.14
33	▶	Jigawa	▶	33,269,858,797.75
34	▶	Katsina	▶	31,116,244,034.12
35	▶	Yobe	▶	26,467,942,394.82
36	▶	Sokoto	▶	26,028,103,448.98
37	▶	Anambra	▶	2,612,431,503.89

Methodology

Data is supplied administratively by the Debt Management Office, Nigeria and verified and validated by the National Bureau of Statistics, Nigeria.

Provisional						
Debt Management Office						
States and Federal Governments' External Debt Stock as at 31st December, 2017						
S/No	States and FGN	Multilateral (\$)	Bilateral (AFD) (\$)	Bilateral (CHINA EXIM BANK, JICA, INDIA, KFW (\$)	Commercial	Total (\$)
1	Abia	101,486,014.	-	-	-	101,486,014.
2	Adamawa	88,074,331.40	6,500,000.00	-	-	94,574,331.40
3	Akwa Ibom	50,523,477.	-	-	-	50,523,477.
4	Anambra	85,924,045.	-	-	-	85,924,045.
5	Bauchi	109,828,381.	-	-	-	109,828,381.
6	Bayelsa	47,769,180.	-	-	-	47,769,180.
7	Benue	35,503,110.	-	-	-	35,503,110.
8	Borno	22,594,569.70	-	-	-	22,594,569.70
9	Cross River	124,022,477.	43,900,000.00	-	-	167,922,477.
10	Delta	58,391,491.	-	-	-	58,391,491.
11	Ebonyi	63,373,675.	-	-	-	63,373,675.
12	Edo	232,204,508.	-	-	-	232,204,508.
13	Ekiti	78,053,560.	-	-	-	78,053,560.
14	Enugu	126,609,101.	6,500,000.00	-	-	133,109,101.
15	Gombe	39,194,159.	-	-	-	39,194,159.
16	Imo	62,848,235.	-	-	-	62,848,235.
17	Jigawa	33,497,712.80	-	-	-	33,497,712.80
18	Kaduna	238,279,090.	-	-	-	238,279,090.
19	Kano	66,534,694.	-	-	-	66,534,694.
20	Katsina	67,864,608.	-	-	-	67,864,608.
21	Kebbi	47,820,060.	-	-	-	47,820,060.
22	Kogi	33,030,039.	-	-	-	33,030,039.
23	Kwara	50,726,593.	-	-	-	50,726,593.
24	Lagos	1,322,334,554.	143,830,000.00	-	-	1,466,164,554.
25	Nassarawa	62,878,628.	-	-	-	62,878,628.
26	Niger	50,322,602.	6,500,000.00	-	-	56,822,602.
27	Ogun	102,449,174.80	5,000,000.00	-	-	107,449,174.80
28	Ondo	50,251,762.	-	-	-	50,251,762.
29	Osun	84,361,397.	12,245,989.00	-	-	96,607,386.
30	Oyo	93,218,640.	-	-	-	93,218,640.
31	Plateau	30,071,777.	-	-	-	30,071,777.
32	Rivers	66,766,028.40	-	-	-	66,766,028.40
33	Sokoto	41,161,222.60	-	-	-	41,161,222.60
34	Taraba	26,563,235.	-	-	-	26,563,235.
35	Yobe	29,564,923.	-	-	-	29,564,923.
36	Zamfara	34,833,759.	-	-	-	34,833,759.
37	FCT	33,722,465.	-	-	-	33,722,465.
	Sub-Total State & FCT	3,892,653,278.	224,475,989.00	-	-	4,117,129,267.
	FGN	6,348,782,322.	50,500,001.00	2,097,022,380.00	6,300,000,000.00	14,796,304,703.
	Grand Total	10,241,435,600.00	274,975,990.00	2,097,022,380.00	6,300,000,000.00	18,913,433,970.00

PROVISIONAL**STATES' DOMESTIC DEBT STOCK AS AT DECEMBER 31, 2017**

SN	STATES	DEBT STOCK ₦
1	ABIA	60,648,431,912.05
2	ADAMAWA	69,609,083,183.53
3	AKWA IBOM	187,277,308,914.29
4	ANAMBRA	2,612,431,503.89
5	BAUCHI	74,020,717,883.30
6	BAYELSA	129,469,645,258.94
7	BENUE	74,937,383,496.72
8	BORNO	54,042,067,995.82
9	CROSS-RIVER	125,648,705,542.50
10	DELTA	228,328,360,009.20
11	EBONYI	34,613,143,814.14
12	EDO	68,514,312,630.61
13	EKITI	117,495,679,340.86
14	ENUGU	59,746,077,051.15
15	GOMBE	41,939,190,055.53
16	IMO	80,785,160,471.66
17	JIGAWA	33,269,858,797.75
18	KADUNA	83,825,686,332.40
19	KANO	92,257,051,132.42
20	KATSINA	31,116,244,034.12
21	KEBBI	48,729,499,853.64
22	KOGI	102,359,193,069.66
23	KWARA	40,264,714,626.56
24	LAGOS	363,292,140,059.09
25	NASARAWA	71,359,977,984.75
26	NIGER	40,031,508,233.85
27	OGUN	106,530,499,037.83
28	ONDO	58,550,792,418.38
29	OSUN	138,239,593,287.18
30	OYO	129,213,604,205.51
31	PLATEAU	122,349,286,591.51
32	RIVERS	191,156,694,184.66
33	SOKOTO	26,028,103,448.98
34	TARABA	60,851,260,638.76
35	YOBE	26,467,942,394.82
36	ZAMFARA	69,923,231,483.13
37	FCT	103,269,681,000.17
TOTAL STOCK		3,348,774,261,879.36

States and the FCT Domestic Debt is the actual Amount Outstanding against 32 States & the FCT as at end-December, 2017. 3 States (Akwa-Ibom, Katsina and Lagos State) were as at September, 2017. Borno State was as at June, 2017.

PROVISIONAL

DEBT MANAGEMENT OFFICE, ABUJA

FEDERAL GOVERNMENT DOMESTIC DEBT STOCK BY INSTRUMENT AS AT DECEMBER 31, 2017

INSTRUMENT	AMOUNTS IN NAIRA	% PROPORTION
FGN Bonds	8,715,811,654,592.00	69.23
Nigerian Treasury Bills	3,579,799,138,000.00	28.43
Nigerian Treasury Bonds	175,988,000,000.00	1.40
FGN Savings Bond	7,197,333,000.00	0.06
FGN Sukuk	100,000,000,000.00	0.79
Green Bond	10,690,000,000.00	0.08
TOTAL	12,589,486,125,592.00	100.00

DEBT MANAGEMENT OFFICE

Nigeria's External Debt Stock

as at 31st December, 2017

in millions of USD

Category	Principal Balance	Principal Arrears	Interest Arrears	Total	Percentage of Total
MULTILATERAL					
World Bank Group					
IDA	7,905.62	0.00	0.00	7,905.62	
IBRD	124.18	0.00	0.00	124.18	
African Development Bank Group					
ADB	1,186.60	0.00	0.00	1,186.60	
ADF	784.45	0.00	0.00	784.45	
BADEA	5.88	0.00	0.00	5.88	
EDF	69.42	0.00	0.00	69.42	
IDB	17.03	0.00	0.00	17.03	
IFAD	148.26	0.00	0.00	148.26	
SUB-TOTAL	10,241.44	-	-	10,241.44	54.15%
BILATERAL					
China (Exim Bank of China)	1,930.98	0.00	0.00	1,930.98	
France (AFD)	274.98	0.00	0.00	274.98	
Japan (JICA)	73.45	0.00	0.00	73.45	
India (Exim Bank of India)	-	0.00	0.00	0.00	
Germany (KFW)	92.59	0.00	0.00	92.59	
SUB-TOTAL	2,372.00	-	-	2,372.00	12.54%
COMMERCIAL					
EUROBONDS	6,000.00	0.00	0.00	6,000.00	
DIASPORA BOND	300.00	0.00	0.00	300.00	
SUB-TOTAL	6,300.00	-	-	6,300.00	33.31%
GRAND TOTAL	18,913.44	-	-	18,913.44	100.00%

C:\Users\fadayo\Desktop\Data Upload Dec 2017 - Copy\External Debt Stock as at 31.12.2017\Debt Stock 04, 2017 (Provis)

DEBT MANAGEMENT OFFICE

Nigeria's Public Debt Stock as at December 31, 2017

In Millions

Debt Category		Amount Outstanding in USD	Amount Outstanding in NGN
A.	External Debt Stock (FGN + States)	18,913.44	5,787,512.64
	Domestic Debt Stock (FGN Only)	41,142.11	12,589,486.13
	Sub-Total	60,055.55	18,376,998.77
B.	Domestic Debt of States*	10,943.71	3,348,774.26
C.	Grand-Total (A+B)	70,999.26	21,725,773.03

*External debt and FGN domestic debt figures are as at December 2017. The domestic debt figures for 32 States & the FCT are as at December 2017, except for 3 States (Akwa Ibom, Katsina, Lagos) are as at September 30, 2017. Borno State (June 2017).

CBN Official Exchange rate of 1 USD to 306.75NGN as at September 30, 2017 and 1 USD to 306 NGN as at December 31, 2017 were used.

Debt Management Office

States and Federal Governments' External Debt Stock as at 31st December, 2017

S/No	States and FGN	Multilateral (\$)	Bilateral (AFD) (\$)	Bilateral (CHINA EXIM BANK, JICA, INDIA, KFW) (\$)	Commercial	Total (\$)
1	Abia	101,486,013.74	-	-	-	101,486,013.74
2	Adamawa	88,074,331.40	6,500,000.00	-	-	94,574,331.40
3	Akwa Ibom	50,523,477.21	-	-	-	50,523,477.21
4	Anambra	85,924,044.73	-	-	-	85,924,044.73
5	Bauchi	109,828,380.96	-	-	-	109,828,380.96
6	Bayelsa	47,769,179.56	-	-	-	47,769,179.56
7	Benue	35,503,110.17	-	-	-	35,503,110.17
8	Borno	22,594,569.70	-	-	-	22,594,569.70
9	Cross River	124,022,477.17	43,900,000.00	-	-	167,922,477.17
10	Delta	58,391,491.08	-	-	-	58,391,491.08
11	Ebonyi	63,373,675.28	-	-	-	63,373,675.28
12	Edo	232,204,507.95	-	-	-	232,204,507.95
13	Ekiti	78,053,560.27	-	-	-	78,053,560.27
14	Enugu	126,609,100.89	6,500,000.00	-	-	133,109,100.89
15	Gombe	39,194,159.32	-	-	-	39,194,159.32
16	Imo	62,848,234.69	-	-	-	62,848,234.69
17	Jigawa	33,497,712.80	-	-	-	33,497,712.80
18	Kaduna	238,279,089.98	-	-	-	238,279,089.98
19	Kano	66,534,693.84	-	-	-	66,534,693.84
20	Katsina	67,864,607.66	-	-	-	67,864,607.66
21	Kebbi	47,820,060.27	-	-	-	47,820,060.27
22	Kogi	33,030,039.02	-	-	-	33,030,039.02
23	Kwara	50,726,592.99	-	-	-	50,726,592.99
24	Lagos	1,322,334,553.72	143,830,000.00	-	-	1,466,164,553.72
25	Nassarawa	62,878,628.37	-	-	-	62,878,628.37
26	Niger	50,322,601.53	6,500,000.00	-	-	56,822,601.53
27	Ogun	102,449,174.80	5,000,000.00	-	-	107,449,174.80
28	Ondo	50,251,762.16	-	-	-	50,251,762.16
29	Osun	84,361,397.38	12,245,989.00	-	-	96,607,386.38
30	Oyo	93,218,640.36	-	-	-	93,218,640.36
31	Plateau	30,071,776.51	-	-	-	30,071,776.51
32	Rivers	66,766,028.40	-	-	-	66,766,028.40
33	Sokoto	41,161,222.60	-	-	-	41,161,222.60
34	Taraba	26,563,234.69	-	-	-	26,563,234.69
35	Yobe	29,564,923.26	-	-	-	29,564,923.26
36	Zamfara	34,833,758.57	-	-	-	34,833,758.57
37	FCT	33,722,464.82	-	-	-	33,722,464.82
	Sub-Total State & FCT	3,892,653,277.85	224,475,989.00	-	-	4,117,129,266.85
	FGN	6,348,782,322.15	50,500,001.00	2,097,022,380.00	6,300,000,000.00	14,796,304,703.15
	Grand Total	10,241,435,600.00	274,975,990.00	2,097,022,380.00	6,300,000,000.00	18,913,433,970.00

Acknowledgements/Contacts

Acknowledgements

We acknowledge the contributions of our strategic partner Debt Management Office, Nigeria and our technical partner, Proshare in the design, concept and production of this publication.





Contact Us

 @nigerianstat

 NBSNigeria

 www.nigerianstat.gov.ng

 **Head Office Address**
Plot 762, Independence Avenue, Central
Business District, FCT, Abuja Nigeria.

 +234 803 386 5388

 feedback@nigerianstat.gov.ng