



NATIONAL BUREAU OF STATISTICS

# National Household Kerosene Price Watch

(FEBRUARY 2018)

**Report Date: March 2018**

*Data Source: National Bureau of Statistics (NBS)*

# Contents

<b>Executive Summary</b> .....	1
<b>Average Kerosene Prices per litre Across States</b> .....	2
<b>Average Kerosene Prices per litre Across Zones</b> .....	3
<b>12 Months Average Prices per litre</b> .....	4
<b>Average Kerosene Prices per gallon Across States</b> .....	5
<b>Average Kerosene Prices per gallon Across Zones</b> .....	6
<b>12 Months Average Prices per gallon</b> .....	7
<b>Appendix - Tables</b> .....	8
<b>Methodology</b> .....	10
<b>Acknowledgment and Contact</b> .....	11

# Executive Summary

Average price per litre paid by consumers for National Household Kerosene decreased by -0.10% month-on-month and decreased by -18.12% year-on-year to N288.57 in February 2018 from N288.85 in January 2018.

States with the highest average price per litre of kerosene were Plateau (N319.44), Nassarawa (N316.67) and Bayelsa (N315.28).

States with the lowest average price per litre of kerosene were Kebbi (N257.29), Oyo (N260.53) and Niger (N262.5).

Similarly, average price per gallon paid by consumers for National Household Kerosene increased by 0.54% month-on-month and decreased by -24.58% year-on-year to N1,030.33 in February 2018 from N1,024.83 in January 2018.

States with the highest average price per gallon of kerosene were Kebbi (N1,203.13), Borno (N1,187.50) & Niger (N1,184.38).

States with the lowest average price per litre of kerosene were Rivers (N828.26), Delta (N858.33) and Abia (N882.50).



## Average Kerosene Prices per litre Across States



YoY = -18.12%


**N352.42**

February 2017 Average



AVERAGE

**N288.57**



MoM = -0.10%

**N288.85**

January 2018 Average

### STATES WITH THE HIGHEST AVERAGE PRICES IN FEBRUARY 2018




	Feb-18	YoY %	MoM %
PLATEAU	319.44	-1.1	6.5
NASSARAWA	316.67	-6.9	2.1
BAYELSA	315.28	-13.1	10.5

### STATES WITH THE LOWEST AVERAGE PRICES IN FEBRUARY 2018



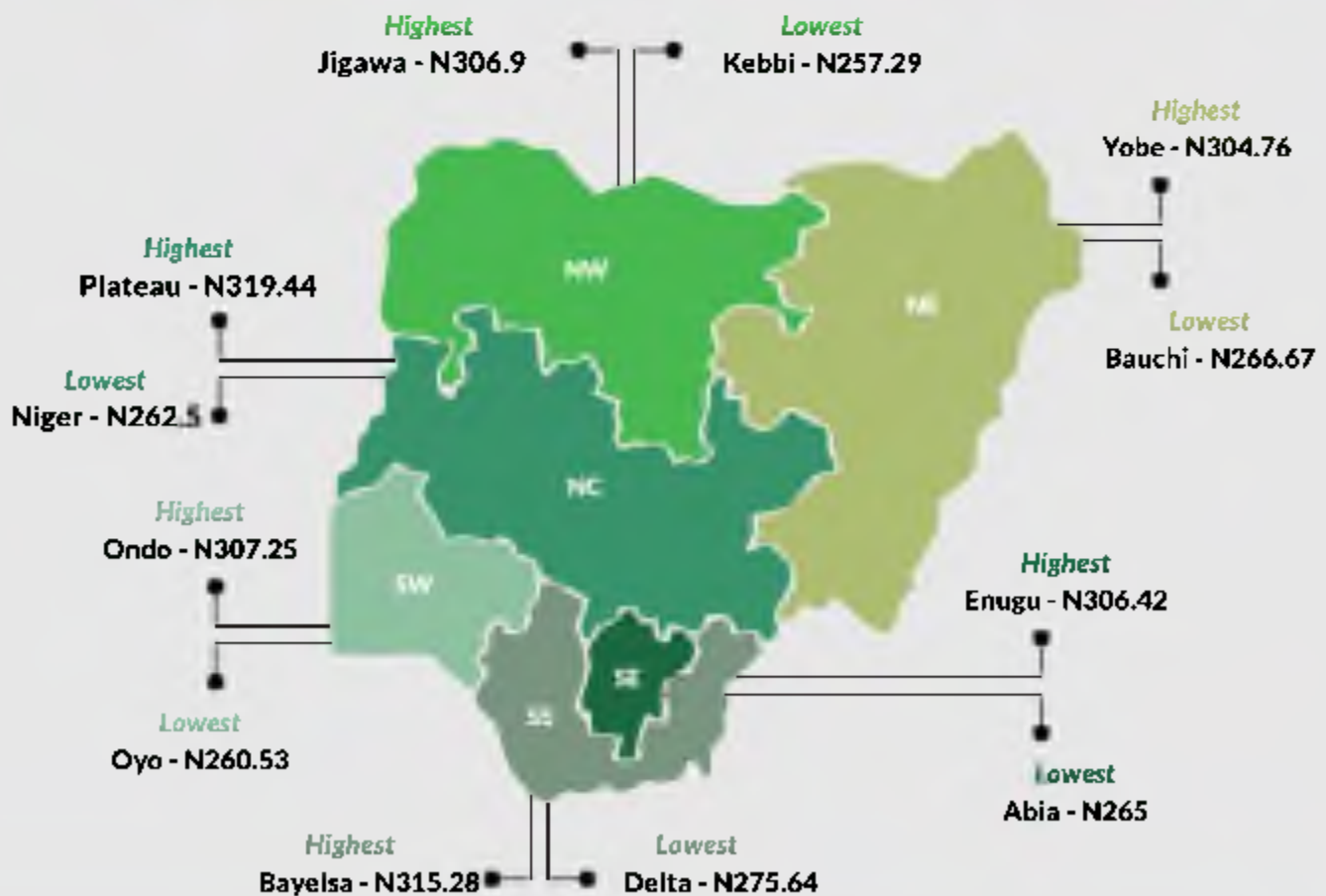

	Feb-18	YoY %	MoM %
KEBBI	257.29	-21.2	5.9
OYO	260.53	-38.5	-9.5
NIGER	262.5	-21.3	-7.4

Average HHK Prices Across States





Average Kerosene Prices per litre Across Zones



# National Household Kerosene Price Watch – February 2018



## 12 Months Average Prices per litre

March 2017	
Average	<b>311.56</b>
YoY	<b>39.5</b>
MoM	<b>-11.59</b>

April 2017	
Average	<b>280.8</b>
YoY	<b>25.77</b>
MoM	<b>-9.87</b>

May 2017	
Average	<b>303.29</b>
YoY	<b>30.49</b>
MoM	<b>8.01</b>

June 2017	
Average	<b>287.27</b>
YoY	<b>20.96</b>
MoM	<b>-5.28</b>

February 2017	
Average	<b>352.42</b>
YoY	<b>31.34</b>
MoM	<b>-18.77</b>

July 2017	
Average	<b>280.49</b>
YoY	<b>-9.6</b>
MoM	<b>-2.36</b>



**AVERAGE**

January 2018	
Average	<b>288.85</b>
YoY	<b>-33.42</b>
MoM	<b>-0.61</b>

February 2018	
Average	<b>288.57</b>
YoY	<b>-18.12</b>
MoM	<b>-0.1</b>

August 2017	
Average	<b>225.52</b>
YoY	<b>-24.37</b>
MoM	<b>-19.6</b>

December 2017	
Average	<b>290.63</b>
YoY	<b>25.35</b>
MoM	<b>8.79</b>


November 2017	
Average	<b>267.14</b>
YoY	<b>-5.56</b>
MoM	<b>-2.31</b>

October 2017	
Average	<b>273.44</b>
YoY	<b>-6.59</b>
MoM	<b>3.39</b>

September 2017	
Average	<b>264.48</b>
YoY	<b>-8.38</b>
MoM	<b>17.28</b>



## Average Kerosene Prices per gallon Across States

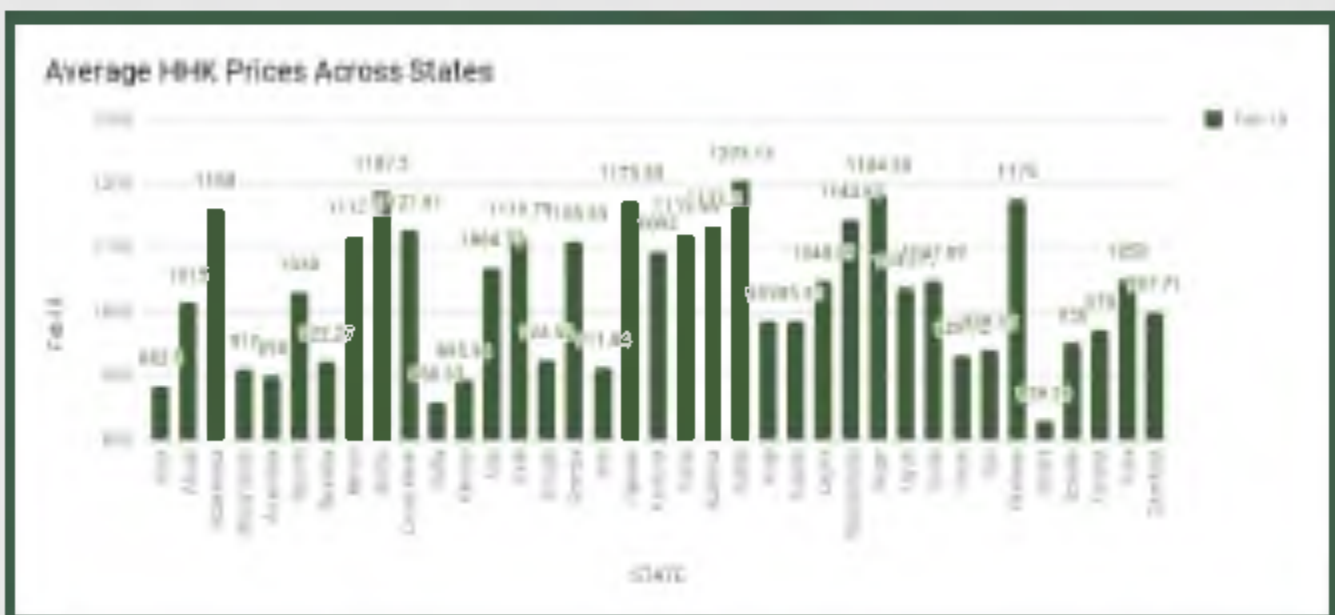


### STATES WITH THE HIGHEST AVERAGE PRICES IN FEBRUARY 2018

	Feb-18	YoY %	MoM %
<b>KEBBI</b>	<b>1203.13</b>	<b>-28.7</b>	<b>-4</b>
<b>BORNO</b>	<b>1187.5</b>	<b>-14.9</b>	<b>-0.1</b>
<b>NIGER</b>	<b>1184.38</b>	<b>-9.6</b>	<b>1.4</b>

### STATES WITH THE LOWEST AVERAGE PRICES IN FEBRUARY 2018

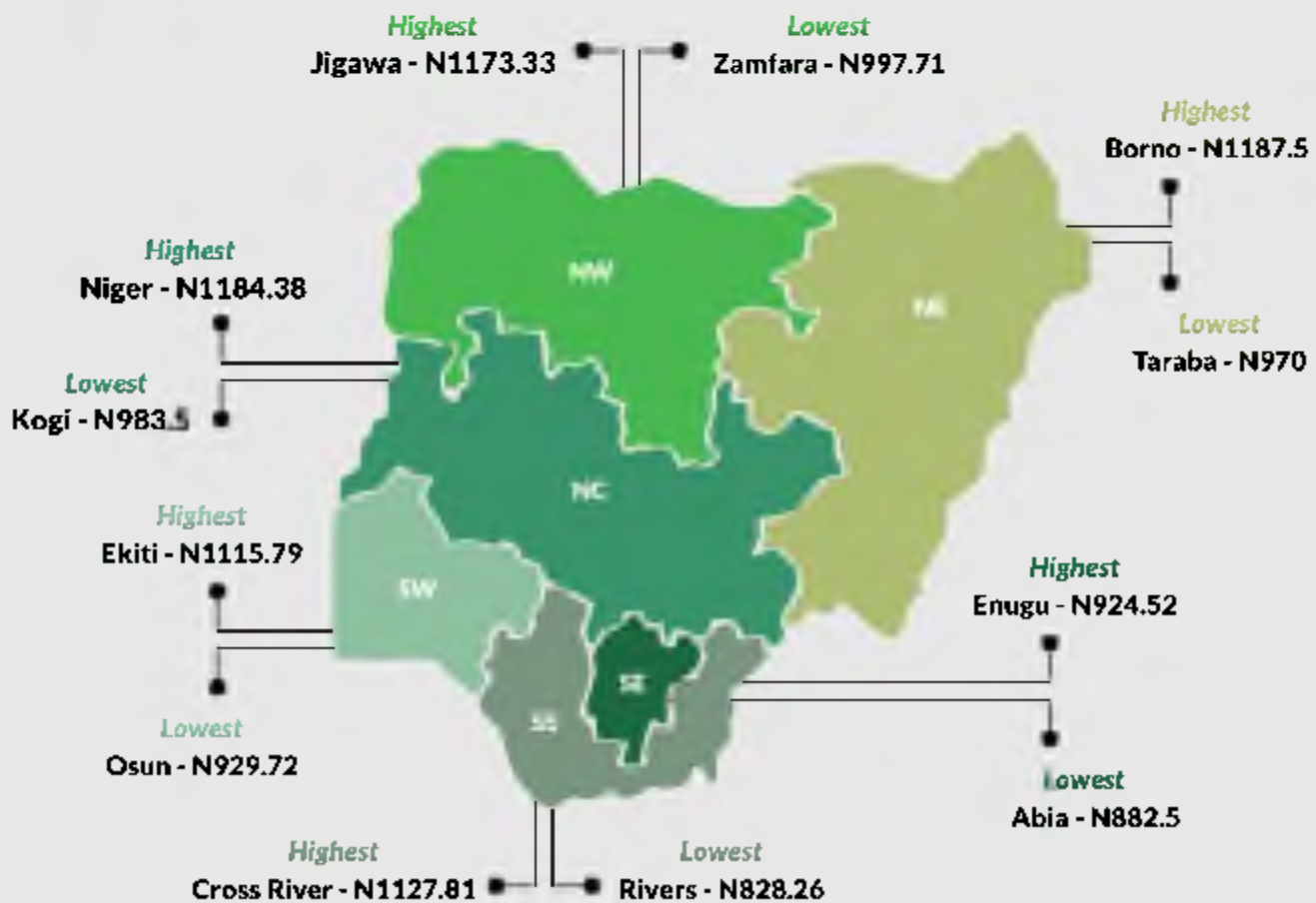

	Feb-18	YoY %	MoM %
<b>RIVERS</b>	<b>828.26</b>	<b>-46.9</b>	<b>-5.7</b>
<b>DELTA</b>	<b>858.33</b>	<b>-46</b>	<b>-1.9</b>
<b>ABIA</b>	<b>882.5</b>	<b>-23.1</b>	<b>-8.4</b>







## Average Kerosene Prices per gallon Across Zones





# National Household Kerosene Price Watch – February 2018



## 12 Months Average Prices per gallon

March 2017	
Average	<b>1172.78</b>
YoY	<b>53.84</b>
MoM	<b>-14.15</b>

April 2017	
Average	<b>1153.12</b>
YoY	<b>71.09</b>
MoM	<b>-1.68</b>

May 2017	
Average	<b>1036.71</b>
YoY	<b>45.11</b>
MoM	<b>-10.1</b>

June 2017	
Average	<b>995.07</b>
YoY	<b>37.38</b>
MoM	<b>-4.02</b>

February 2017	
Average	<b>1366.08</b>
YoY	<b>81.92</b>
MoM	<b>-4.77</b>

July 2017	
Average	<b>982.9</b>
YoY	<b>-3.21</b>
MoM	<b>-1.22</b>



January 2018	
Average	<b>1024.83</b>
YoY	<b>-28.56</b>
MoM	<b>-3.65</b>

February 2018	
Average	<b>1030.33</b>
YoY	<b>-24.58</b>
MoM	<b>0.54</b>

August 2017	
Average	<b>978.1</b>
YoY	<b>-7.66</b>
MoM	<b>-0.49</b>

December 2017	
Average	<b>1063.63</b>
YoY	<b>3.01</b>
MoM	<b>-0.46</b>

November 2017	
Average	<b>1068.54</b>
YoY	<b>30.87</b>
MoM	<b>3.23</b>

October 2017	
Average	<b>1035.12</b>
YoY	<b>8.34</b>
MoM	<b>6.31</b>

September 2017	
Average	<b>973.72</b>
YoY	<b>-16.35</b>
MoM	<b>-0.45</b>





# Methodology

Field work is done solely by over 700 NBS Staff in all States of the federation supported by supervisors who are monitored by internal and external observers.

Fuel Prices are collected across all the 774 local governments across all States and the FCT from over 10,000 respondents and locations and reflect actual prices households state they actually bought those fuels together with the prices reportedly sold by the fuel suppliers.

The average of all these prices is then reported for each state and the average for the country is the average for the state.

NBS audit team subsequently conducts randomly selected verification of prices recorded.

# Acknowledgements/Contacts


## Acknowledgements

We acknowledge our technical partners, Proshare in the design, concept and production of this publication.





## Contact Us


 @nigerianstat

 NBSNigeria

 [www.nigerianstat.gov.ng](http://www.nigerianstat.gov.ng)

 **Head Office Address**  
Plot 762, Independence Avenue, Central  
Business District, FCT, Abuja Nigeria.

 +234 803 386 5388

 [feedback@nigerianstat.gov.ng](mailto:feedback@nigerianstat.gov.ng)