



NATIONAL BUREAU OF STATISTICS

Automotive Gas Oil (Diesel) Price Watch

(FEBRUARY 2018)

Report Date: March 2018

Data Source: National Bureau of Statistics (NBS)

Contents

Executive Summary	1
Average PMS Prices Across States	2
Average PMS Prices Across Zones	3
12 Months Average Prices	4
Appendix - Tables	5
Methodology	6
Acknowledgment and Contact	7

Executive Summary


Average price paid by consumers for automotive gas oil (diesel) decreased by 1.84% month-on-month and -15.84% year-on-year to N209.89 in February 2018 from N213.82 in January 2018.

States with the highest average price of diesel were Sokoto (N264.00) Yobe (N238.00) and Taraba (N232.00)

States with the lowest average price of diesel were Ogun (N190.63), Ondo (N190.00) and Abia (N190.00).



Average Diesel Prices Across States



STATES WITH THE HIGHEST AVERAGE PRICES IN FEBRUARY 2018



	Feb-18	YoY %	MoM %
SOKOTO	264.00	6.3	3.1
YOBE	238.00	-4.8	6.6
TARABA	232.00	-9.1	-7.3

STATES WITH THE LOWEST AVERAGE PRICES IN FEBRUARY 2018

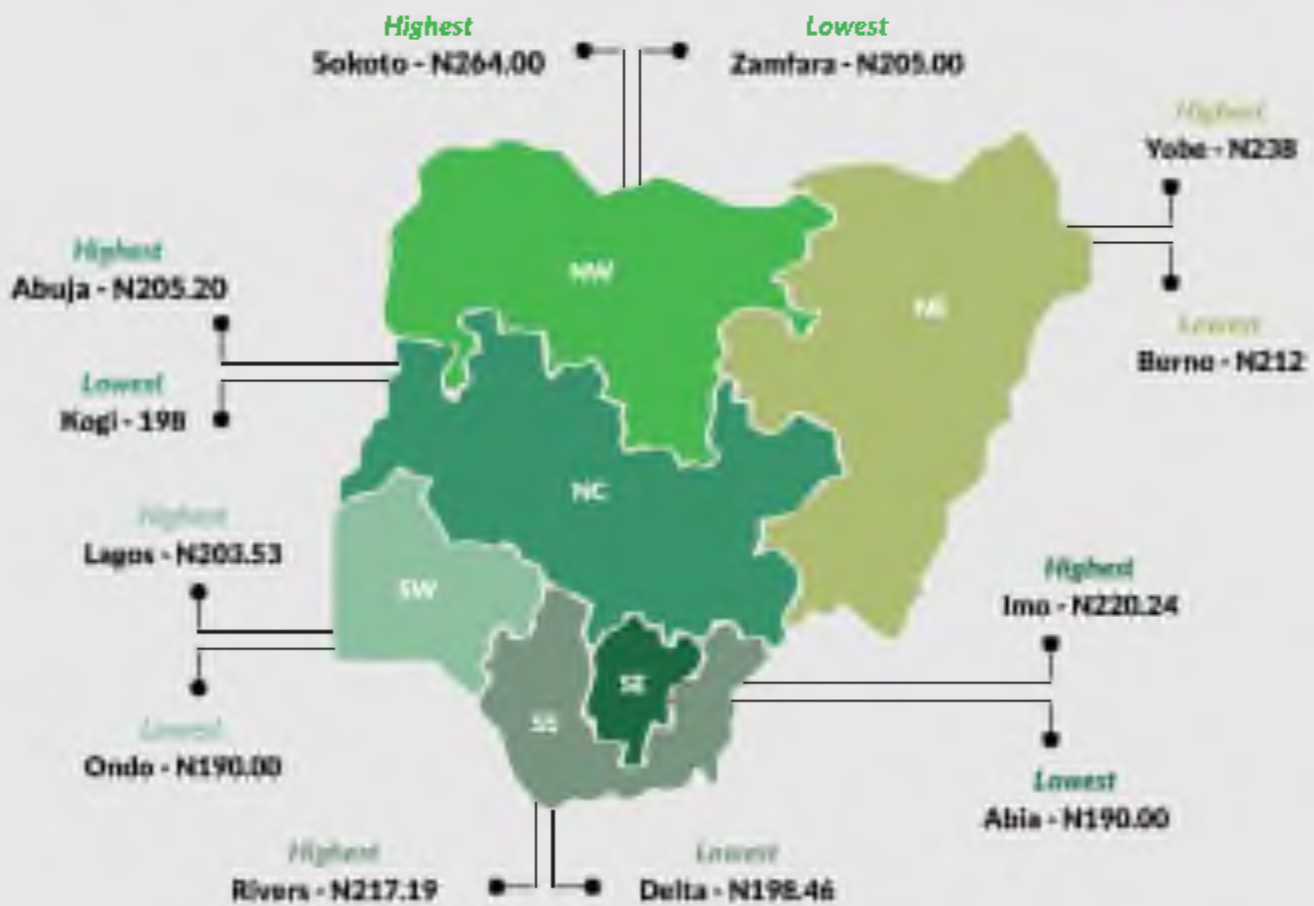



	Feb-18	YoY %	MoM %
OGUN	190.63	-22.3	-0.9
ABIA	190.00	-23.4	-0.3
ONDO	190.00	-23.5	3.4





Average Diesel Prices Across States



Automotive Gas Oil (Diesel) Price Watch - February 2018



Average Diesel Prices Across States

March 2017	
Average	234.55
YoY	60.44
MoM	-5.94

April 2017	
Average	229.25
YoY	50.67
MoM	-2.26

May 2017	
Average	216.30
YoY	45.35
MoM	-5.65

June 2017	
Average	210.42
YoY	14.73
MoM	-2.72

February 2017	
Average	249.38
YoY	68.74
MoM	9.76



July 2017	
Average	197.62
YoY	-4.32
MoM	-6.08

January 2018	
Average	213.82
YoY	-5.89
MoM	3.89

February 2018	
Average	209.89
YoY	-15.84
MoM	-1.84

August 2017	
Average	196.23
YoY	-0.15
MoM	-0.70

December 2017	
Average	205.81
YoY	4.87
MoM	3.29

November 2017	
Average	199.26
YoY	1.84
MoM	-1.33

October 2017	
Average	201.96
YoY	7.85
MoM	9.28

September 2017	
Average	184.80
YoY	-4.10
MoM	-5.83

Methodology

Field work is done solely by over 700 NBS Staff in all States of the federation supported by supervisors who are monitored by internal and external observers.

Fuel Prices are collected across all the 774 local governments across all States and the FCT from over 10,000 respondents and locations and reflect actual prices households state they actually bought those fuels together with the prices reportedly sold by the fuel suppliers.

The average of all these prices is then reported for each state and the average for the country is the average for the state.

NBS audit team subsequently conducts randomly selected verification of prices recorded.

Acknowledgements/Contacts

Acknowledgements


We acknowledge our technical partners. Proshare in the design, concept and production of this publication.





Contact Us

 @nigerianstat

 NBSNigeria

 www.nigerianstat.gov.ng

 **Head Office Address**
Plot 762, Independence Avenue, Central
Business District, FCT, Abuja Nigeria.

 +234 803 386 5388

 feedback@nigerianstat.gov.ng