



NATIONAL BUREAU OF STATISTICS

# Premium Motor Spirit (Petrol) Price Watch

(FEBRUARY 2018)

**Report Date: March 2018**

*Data Source: National Bureau of Statistics (NBS)*



# Contents

<b>Executive Summary</b> .....	1
<b>Average PMS Prices Across States</b> .....	2
<b>Average PMS Prices Across Zones</b> .....	3
<b>12 Months Average Prices</b> .....	4
<b>Appendix - Tables</b> .....	5
<b>Methodology</b> .....	6
<b>Acknowledgment and Contact</b> .....	7

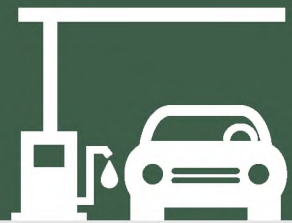
# Executive Summary

Average price paid by consumers for premium motor spirit (petrol) increased by 15.1% year-on-year and -9.6% month-on-month to N172.5 in February 2018 from N190.9 in January 2018.

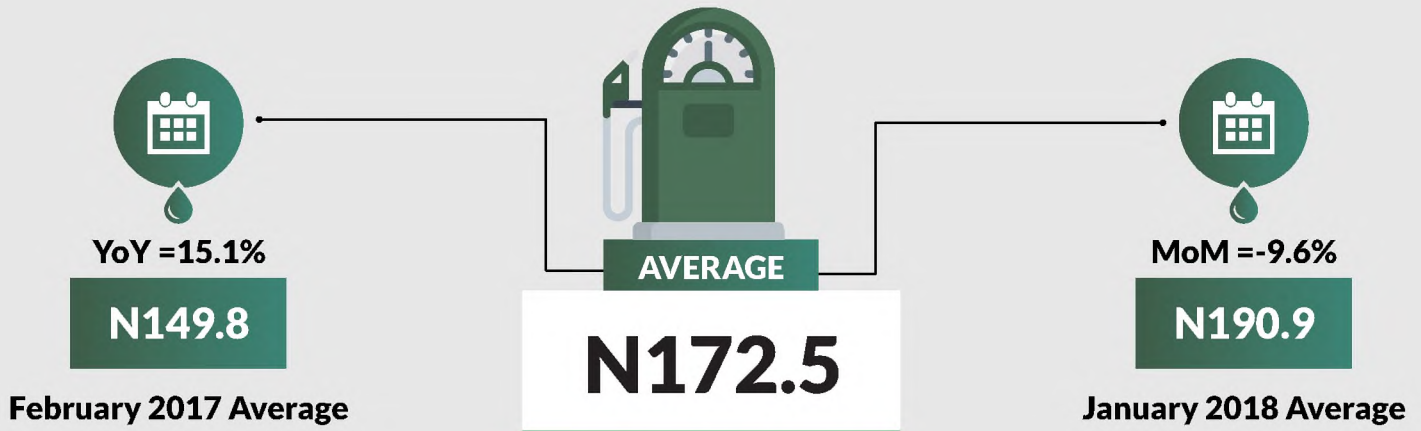
States with the highest average price of premium motor spirit (petrol) were Plateau (N206.82), Osun (N201.29) & Edo (N200.83).

States with the lowest average price of premium motor spirit (petrol) were Katsina (N145.00), Abuja (N145.00) & Kogi (N147.06).

# Premium Motor Spirit (Petrol) Price Watch - February 2018



## Average PMS Prices Across States



### STATES WITH THE HIGHEST AVERAGE PRICES IN FEBRUARY 2018



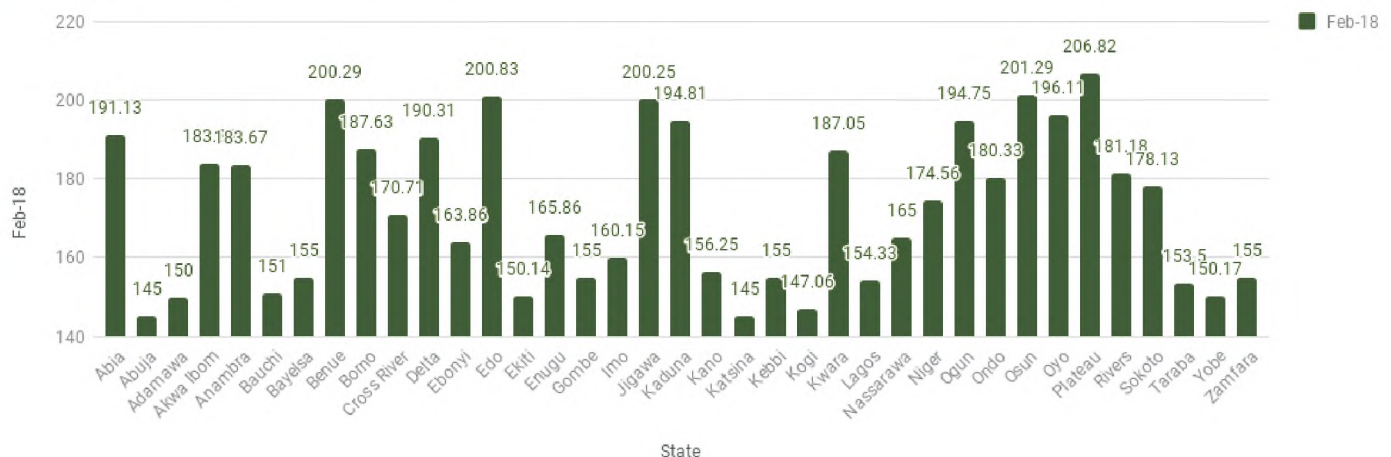
	Feb-18	YoY%	MoM%
PLATEAU	206.82	39.9	-3.5
OSUN	201.29	39.1	-12.1
EDO	200.83	35.6	-8.7

### STATES WITH THE LOWEST AVERAGE PRICES IN FEBRUARY 2018



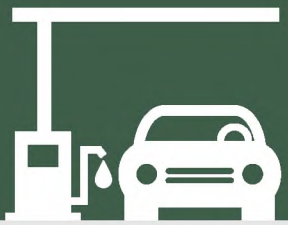
	Feb-18	YoY%	MoM%
KOGI	147.06	-3.3	-3.8
ABUJA	145.00	0.0	-9.4
KATSINA	145.00	-0.4	-30.7

Average PMS Prices Across States

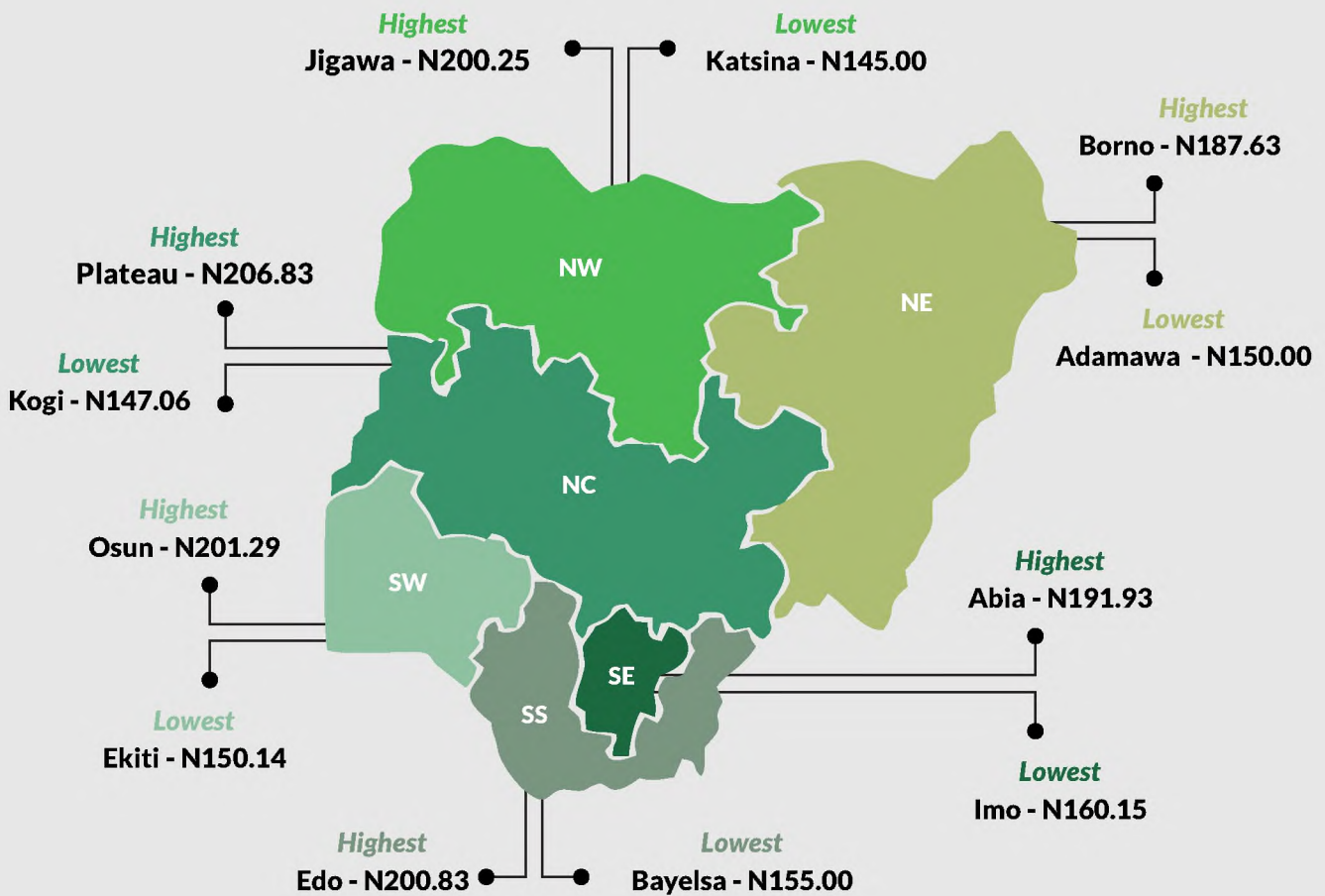





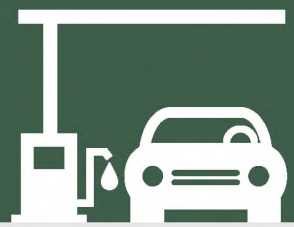
# Premium Motor Spirit (Petrol) Price Watch - February 2018



## Average PMS Prices Across Zones



# Premium Motor Spirit (Petrol) Price Watch - February 2018



## 12 Months Average Prices

March 2017	
Average	<b>149.4</b>
YoY	<b>10.1</b>
MoM	<b>-0.3</b>

April 2017	
Average	<b>149.9</b>
YoY	<b>-7.9</b>
MoM	<b>0.3</b>

May 2017	
Average	<b>150.7</b>
YoY	<b>0.3</b>
MoM	<b>0.5</b>

June 2017	
Average	<b>150.3</b>
YoY	<b>1.2</b>
MoM	<b>-0.3</b>

February 2017	
Average	<b>149.8</b>
YoY	<b>50.1</b>
MoM	<b>0.7</b>

July 2017	
Average	<b>148.2</b>
YoY	<b>0.3</b>
MoM	<b>-1.4</b>



January 2018	
Average	<b>190.9</b>
YoY	<b>28.4</b>
MoM	<b>11.1</b>

February 2018	
Average	<b>172.5</b>
YoY	<b>15.1</b>
MoM	<b>-9.6</b>

August 2017	
Average	<b>144.4</b>
YoY	<b>-1.9</b>
MoM	<b>-2.5</b>

December 2017	
Average	<b>171.8</b>
YoY	<b>17.1</b>
MoM	<b>18.0</b>

November 2017	
Average	<b>145.6</b>
YoY	<b>-0.7</b>
MoM	<b>-0.3</b>

October 2017	
Average	<b>146.0</b>
YoY	<b>0.1</b>
MoM	<b>1.0</b>

September 2017	
Average	<b>144.5</b>
YoY	<b>-1.2</b>
MoM	<b>0.1</b>





# Methodology

Average price paid by consumers for premium motor spirit (petrol) increased by 15.1% year-on-year and -9.6% month-on-month to N172.5 in February 2018 from N190.9 in January 2018.

States with the highest average price of premium motor spirit (petrol) were Plateau (N206.82), Osun (N201.29) & Edo (N200.83).

States with the lowest average price of premium motor spirit (petrol) were Katsina (N145.00), Abuja (N145.00) & Kogi (N147.06).



# Acknowledgements/Contacts

## Acknowledgements

We acknowledge our technical partners, Proshare in the design, concept and production of this publication.





## Contact Us

 @nigerianstat

 NBSNigeria

 [www.nigerianstat.gov.ng](http://www.nigerianstat.gov.ng)

 **Head Office Address**  
Plot 762, Independence Avenue, Central  
Business District, FCT, Abuja Nigeria.

 +234 803 386 5388

 [feedback@nigerianstat.gov.ng](mailto:feedback@nigerianstat.gov.ng)