



NATIONAL BUREAU OF STATISTICS

Petroleum Products Imports and Consumption (Truck Out) Statistics

(2017)

Report Date: February 2018

Data Source: National Bureau of Statistics (NBS)

Contents

Executive Summary	1
Monthly Petroleum Products Importation Summary – 2017	2
State Distribution of Truck-Out Volume -All States	
Abia.....	5
Acamawa.....	6
Akwai bon.....	7
Anambra.....	8
Bauchi.....	9
Bayelsa.....	10
Benue.....	11
Borno.....	12
Cross river.....	13
Delta.....	14
Ekoyi.....	15
Edo.....	16
Ekiti.....	17
Enugu.....	18
Gombe.....	19
Imp.....	20
Jigawa.....	21
Kaduna.....	22
Kano.....	23
Katsina.....	24
Keboi.....	25
Kogi.....	26
Kwara.....	27
Lagos.....	28
Nasarawa.....	29
Niger.....	30
Ogun.....	31
Ondo.....	32
Osun.....	33
Oyo.....	34
Plateau.....	35
Rivers.....	36
Sokoto.....	37
Taraha.....	38
Yohe.....	39
Zamfara.....	40
FCT.....	41
Total.....	42
Methodology	43
Appendix	44
Acknowledgements/Contacts	51

Executive Summary

The petroleum products importation statistics for 2017 reflected that 17.31 bln litres of premium motor spirits (PMS), 4.28 bln litres of automotive gas oil (AGO), 340.33 mln litres of household kerosene (HHK), 592.73 mln litres of aviation turbine kerosene (ATK) and 15.61 mln litres of low pour fuel oil (LPFO) were imported into the country in 2017.

The months of July and August 2017 recorded the highest volumes of premium motor spirits (PMS) imported into the country at 1.88 bln litres while the highest volume of automotive gas oil (AGO) and household kerosene (HHK) were imported in March and April 2017 respectively.

Statewide distribution of truck-out volume for 2017 showed that 18.36bn of premium motor spirits (PMS), 4.75 bln litres of automotive gas oil (AGO), 944.39 mln litres of household kerosene (HHK), 554.61 mln litres of aviation turbine kerosene (ATK) and 127.42 mln litres of low pour fuel oil (LPFO) were distributed nationwide during the period under review.



January

PMS	<u>1,168,189,608</u>
AGO	<u>360,131,576</u>
HHK	<u>27,822,675</u>
ATK	<u>83,279,103</u>
LPFO	<u>-----</u>



February

PMS	<u>1,269,967,517</u>
AGO	<u>443,169,348</u>
HHK	<u>1,066,780</u>
ATK	<u>7,568,964</u>
LPFO	<u>-----</u>



March

PMS	<u>1,673,981,201</u>
AGO	<u>504,596,385</u>
HHK	<u>12,169,874</u>
ATK	<u>69,465,640</u>
LPFO	<u>0</u>




April

PMS	<u>1,680,084,767</u>
AGO	<u>360,194,376</u>
HHK	<u>45,272,181</u>
ATK	<u>43,582,756</u>
LPFO	<u>10,630,501</u>



May

PMS	<u>1,506,270,122</u>
AGO	<u>387,560,574</u>
HHK	<u>11,845,544</u>
ATK	<u>55,264,772</u>
LPFO	<u>4,984,338</u>



June

PMS	<u>1,432,593,475</u>
AGO	<u>360,142,865</u>
HHK	<u>38,051,823</u>
ATK	<u>23,852,942</u>
LPFO	<u>0</u>

Volume = Litres



July

PMS	1,878,303,469
AGO	206,994,850
HHK	39,917,731
ATK	39,550,315
LPFO	0



August

PMS	1,878,303,469
AGO	206,994,850
HHK	39,917,731
ATK	39,550,315
LPFO	0



September

PMS	1,296,913,086
AGO	189,990,608
HHK	38,270,576
ATK	22,794,949
LPFO	0



October

PMS	1,452,717,451
AGO	453,625,991
HHK	34,067,408
ATK	25,545,050
LPFO	0



November

PMS	886,387,826
AGO	420,675,959
HHK	40,022,375
ATK	95,646,284
LPFO	0



December

PMS	1,189,800,027
AGO	383,552,757
HHK	11,909,002
ATK	86,631,581
LPFO	0

Volume = Litres



Total

PMS 17,313,512,018

AGO 4,277,630,139

HHK 340,333,700

ATK 592,732,671

LPFO 15,614,839

Note: LPFO also known as black oil is a fundamental input in steam generation in many labour intensive industries like textile, construction, food and beverages.

Volume = Litres



Abia State



PREMIUM MOTOR SPIRIT



Number of Trucks

10,680



Volume In Litres

421,413,784



Percentage Share

2.30

AVIATION TURBINE KEROSENE



Number of Trucks

2



Volume In Litres

78,000



Percentage Share

0.01

AUTOMOTIVE GAS OIL



Number of Trucks

2,262



Volume In Litres

72,996,527



Percentage Share

1.54

LOW POUR FUEL OIL



Number of Trucks

415



Volume In Litres

13,987,075



Percentage Share

10.98

HOUSEHOLD KEROSENE



Number of Trucks

824



Volume In Litres

26,364,154



Percentage Share

2.79



PREMIUM MOTOR SPIRIT



Number of Trucks

14,800



Volume In Litres

619,557,369



Percentage Share

3.37

AVIATION TURBINE KEROSENE



Number of Trucks

29



Volume In Litres

1,233,000



Percentage Share

0.22

AUTOMOTIVE GAS OIL



Number of Trucks

1,198



Volume In Litres

48,144,241



Percentage Share

1.01

LOW POUR FUEL OIL



Number of Trucks

3



Volume In Litres

99,002



Percentage Share

0.08

HOUSEHOLD KEROSENE



Number of Trucks

197



Volume In Litres

7,358,924



Percentage Share

0.78



PREMIUM MOTOR SPIRIT



Number of Trucks

10,489



Volume In Litres

375,577,635



Percentage Share

2.05

AVIATION TURBINE KEROSENE



Number of Trucks

31



Volume In Litres

1,458,000



Percentage Share

0.26

AUTOMOTIVE GAS OIL



Number of Trucks

1,366



Volume In Litres

55,071,337



Percentage Share

1.16

LOW POUR FUEL OIL



Number of Trucks

2



Volume In Litres

66,000



Percentage Share

0.05

HOUSEHOLD KEROSENE



Number of Trucks

530



Volume In Litres

15,423,491



Percentage Share

1.63



PREMIUM MOTOR SPIRIT



Number of Trucks

12,517



Volume In Litres

537,260,530



Percentage Share

2.93

AVIATION TURBINE KEROSENE



Number of Trucks

0



Volume In Litres


0



Percentage Share

0.00

AUTOMOTIVE GAS OIL



Number of Trucks

1,793



Volume In Litres

63,992,226



Percentage Share

1.35

LOW POUR FUEL OIL



Number of Trucks

60



Volume In Litres


1,952,023



Percentage Share

1.53

HOUSEHOLD KEROSENE



Number of Trucks

537



Volume In Litres

17,952,503



Percentage Share

1.90



PREMIUM MOTOR SPIRIT



Number of Trucks

1,609



Volume In Litres

72,470,506



Percentage Share

0.39

AVIATION TURBINE KEROSENE



Number of Trucks

7



Volume In Litres

278,000



Percentage Share

0.05

AUTOMOTIVE GAS OIL



Number of Trucks

616



Volume In Litres

25,232,837



Percentage Share

0.53

LOW POUR FUEL OIL



Number of Trucks

0



Volume In Litres

0



Percentage Share

0.00

HOUSEHOLD KEROSENE



Number of Trucks

70



Volume In Litres

2,805,606



Percentage Share

0.30



PREMIUM MOTOR SPIRIT



Number of Trucks

2,349



Volume In Litres

90,695,623



Percentage Share

0.49

AVIATION TURBINE KEROSENE



Number of Trucks

0



Volume In Litres


0



Percentage Share

0.00

AUTOMOTIVE GAS OIL



Number of Trucks

551



Volume In Litres

19,710,264



Percentage Share

0.42

LOW POUR FUEL OIL



Number of Trucks

0



Volume In Litres

0



Percentage Share

0.00

HOUSEHOLD KEROSENE



Number of Trucks

423



Volume In Litres

14,119,408



Percentage Share

1.50



PREMIUM MOTOR SPIRIT



Number of Trucks

11,699



Volume In Litres

486,652,639



Percentage Share

2.65

AVIATION TURBINE KEROSENE



Number of Trucks

5



Volume In Litres

221,009



Percentage Share

0.04

AUTOMOTIVE GAS OIL



Number of Trucks

1,549



Volume In Litres


57,122,437



Percentage Share

1.20

LOW POUR FUEL OIL



Number of Trucks

2



Volume In Litres

66,002



Percentage Share

0.05

HOUSEHOLD KEROSENE



Number of Trucks

610



Volume In Litres

20,932,822



Percentage Share

2.22



PREMIUM MOTOR SPIRIT



Number of Trucks

5,087



Volume In Litres

233,388,979



Percentage Share

1.27

AVIATION TURBINE KEROSENE



Number of Trucks

57



Volume In Litres

2,587,000



Percentage Share

0.47

AUTOMOTIVE GAS OIL



Number of Trucks

845



Volume In Litres

34,029,154



Percentage Share

0.72

LOW POUR FUEL OIL



Number of Trucks

0



Volume In Litres

0



Percentage Share

0.00

HOUSEHOLD KEROSENE



Number of Trucks

111



Volume In Litres

4,096,194



Percentage Share

0.43



PREMIUM MOTOR SPIRIT



Number of Trucks

9,382



Volume In Litres

345,035,862



Percentage Share

1.88

AVIATION TURBINE KEROSENE



Number of Trucks

9



Volume In Litres

361,000



Percentage Share

0.07

AUTOMOTIVE GAS OIL



Number of Trucks

1,886



Volume In Litres

58,787,399



Percentage Share

1.24

LOW POUR FUEL OIL



Number of Trucks

116



Volume In Litres

4,107,007



Percentage Share

3.22

HOUSEHOLD KEROSENE



Number of Trucks

654



Volume In Litres

18,456,949



Percentage Share

1.95



Delta State



PREMIUM MOTOR SPIRIT



Number of Trucks

19,566



Volume In Litres

695,967,874



Percentage Share

3.79

AVIATION TURBINE KEROSENE



Number of Trucks

38



Volume In Litres

761,004



Percentage Share

0.14

AUTOMOTIVE GAS OIL



Number of Trucks

6,546



Volume In Litres

202,884,734



Percentage Share

4.27

LOW POUR FUEL OIL



Number of Trucks

24



Volume In Litres

826,020



Percentage Share

0.65

HOUSEHOLD KEROSENE



Number of Trucks

3,198



Volume In Litres

75,038,956



Percentage Share

7.95



Ebonyi State



PREMIUM MOTOR SPIRIT



Number of Trucks

2,050



Volume In Litres

76,498,343



Percentage Share

0.42

AVIATION TURBINE KEROSENE



Number of Trucks

0



Volume In Litres

0



Percentage Share

0.00

AUTOMOTIVE GAS OIL



Number of Trucks

534



Volume In Litres

17,421,384



Percentage Share

0.37

LOW POUR FUEL OIL



Number of Trucks

0



Volume In Litres


0



Percentage Share

0.00

HOUSEHOLD KEROSENE



Number of Trucks

183



Volume In Litres

5,477,772



Percentage Share

0.58



Edo State



PREMIUM MOTOR SPIRIT



Number of Trucks

14,325



Volume In Litres

521,591,234



Percentage Share

2.84

AVIATION TURBINE KEROSENE



Number of Trucks

4



Volume In Litres


147,000



Percentage Share

0.03

AUTOMOTIVE GAS OIL



Number of Trucks

4,907



Volume In Litres

150,786,599



Percentage Share

3.18

LOW POUR FUEL OIL



Number of Trucks

13



Volume In Litres

429,000



Percentage Share

0.34

HOUSEHOLD KEROSENE



Number of Trucks

804



Volume In Litres

16,861,961



Percentage Share

1.79



PREMIUM MOTOR SPIRIT



Number of Trucks

2,392



Volume In Litres

84,974,421



Percentage Share

0.46

AVIATION TURBINE KEROSENE



Number of Trucks

1



Volume In Litres


40,000



Percentage Share

0.01

AUTOMOTIVE GAS OIL



Number of Trucks

388



Volume In Litres

11,106,459



Percentage Share

0.23

LOW POUR FUEL OIL



Number of Trucks

0



Volume In Litres

0



Percentage Share

0.00

HOUSEHOLD KEROSENE



Number of Trucks

108



Volume In Litres

3,591,990



Percentage Share

0.38



Enugu State



PREMIUM MOTOR SPIRIT



Number of Trucks

14,925



Volume In Litres

640,912,678



Percentage Share

3.49

AVIATION TURBINE KEROSENE



Number of Trucks

37



Volume In Litres

1,330,957



Percentage Share

0.24

AUTOMOTIVE GAS OIL



Number of Trucks

2,232



Volume In Litres


77,548,125



Percentage Share

1.63

LOW POUR FUEL OIL



Number of Trucks

6



Volume In Litres

198,003



Percentage Share

0.16

HOUSEHOLD KEROSENE



Number of Trucks

653



Volume In Litres

22,364,225



Percentage Share

2.37



PREMIUM MOTOR SPIRIT



Number of Trucks

5,173



Volume In Litres

229,752,754



Percentage Share

1.25

AVIATION TURBINE KEROSENE



Number of Trucks

0



Volume In Litres


0



Percentage Share

0.00

AUTOMOTIVE GAS OIL



Number of Trucks

630



Volume In Litres

23,614,051



Percentage Share

0.50

LOW POUR FUEL OIL



Number of Trucks

1



Volume In Litres


33,000



Percentage Share

0.03

HOUSEHOLD KEROSENE



Number of Trucks

182



Volume In Litres

6,332,664



Percentage Share

0.67



Imo State



PREMIUM MOTOR SPIRIT



Number of Trucks

9,332



Volume In Litres

395,495,722



Percentage Share

2.15

AVIATION TURBINE KEROSENE



Number of Trucks

1



Volume In Litres

33,000



Percentage Share

0.01

AUTOMOTIVE GAS OIL



Number of Trucks

1,725



Volume In Litres

57,116,022



Percentage Share

1.20

LOW POUR FUEL OIL



Number of Trucks

4



Volume In Litres

132,000



Percentage Share

0.10

HOUSEHOLD KEROSENE



Number of Trucks

441



Volume In Litres

14,131,440



Percentage Share

1.50



PREMIUM MOTOR SPIRIT



Number of Trucks

835



Volume In Litres

35,047,485



Percentage Share

0.19

AVIATION TURBINE KEROSENE



Number of Trucks

0



Volume In Litres


0



Percentage Share

0.00

AUTOMOTIVE GAS OIL



Number of Trucks

314



Volume In Litres

10,741,843



Percentage Share

0.23

LOW POUR FUEL OIL



Number of Trucks

0



Volume In Litres


0



Percentage Share

0.00

HOUSEHOLD KEROSENE



Number of Trucks

36



Volume In Litres

861,252



Percentage Share

0.09



PREMIUM MOTOR SPIRIT



Number of Trucks

18,126



Volume In Litres

723,795,185



Percentage Share

3.94

AVIATION TURBINE KEROSENE



Number of Trucks

189



Volume In Litres

7,663,500



Percentage Share

1.38

AUTOMOTIVE GAS OIL



Number of Trucks

6,262



Volume In Litres

228,590,739



Percentage Share

4.81

LOW POUR FUEL OIL



Number of Trucks

549



Volume In Litres


18,118,292



Percentage Share

14.22

HOUSEHOLD KEROSENE



Number of Trucks

2,662



Volume In Litres

73,423,011



Percentage Share

7.77



PREMIUM MOTOR SPIRIT



Number of Trucks

29,728



Volume In Litres

1,366,544,006



Percentage Share

7.44

AVIATION TURBINE KEROSENE



Number of Trucks

313



Volume In Litres

12,793,952



Percentage Share

2.31

AUTOMOTIVE GAS OIL



Number of Trucks

5,685



Volume In Litres

217,937,944



Percentage Share

4.59

LOW POUR FUEL OIL



Number of Trucks

112



Volume In Litres

3,696,231



Percentage Share

2.90

HOUSEHOLD KEROSENE



Number of Trucks

793



Volume In Litres

25,931,182



Percentage Share

2.75



PREMIUM MOTOR SPIRIT



Number of Trucks

3,008



Volume In Litres

124,237,329



Percentage Share

0.68

AVIATION TURBINE KEROSENE



Number of Trucks

1



Volume In Litres

40,000



Percentage Share

0.01

AUTOMOTIVE GAS OIL



Number of Trucks

1,260



Volume In Litres

45,449,595



Percentage Share

0.96

LOW POUR FUEL OIL



Number of Trucks

2



Volume In Litres

66,000



Percentage Share

0.05

HOUSEHOLD KEROSENE



Number of Trucks

492



Volume In Litres

13,406,574



Percentage Share

1.42



PREMIUM MOTOR SPIRIT



Number of Trucks

2,267



Volume In Litres

92,943,453



Percentage Share

0.51

AVIATION TURBINE KEROSENE



Number of Trucks

0



Volume In Litres

0



Percentage Share

0.00

AUTOMOTIVE GAS OIL



Number of Trucks

822



Volume In Litres

30,131,593



Percentage Share

0.63

LOW POUR FUEL OIL



Number of Trucks

0



Volume In Litres

0



Percentage Share

0.00

HOUSEHOLD KEROSENE



Number of Trucks

116



Volume In Litres

3,416,460



Percentage Share

0.36



PREMIUM MOTOR SPIRIT



Number of Trucks

3,740



Volume In Litres

145,415,412



Percentage Share

0.79

AVIATION TURBINE KEROSENE



Number of Trucks

0



Volume In Litres

0



Percentage Share

0.00

AUTOMOTIVE GAS OIL



Number of Trucks

3,995



Volume In Litres

159,753,973



Percentage Share

3.36

LOW POUR FUEL OIL



Number of Trucks

0



Volume In Litres

0



Percentage Share

0.00

HOUSEHOLD KEROSENE



Number of Trucks

1,129



Volume In Litres

39,212,667



Percentage Share

4.15



PREMIUM MOTOR SPIRIT



Number of Trucks

14,545



Volume In Litres

504,726,922



Percentage Share

2.75

AVIATION TURBINE KEROSENE



Number of Trucks

10



Volume In Litres

342,000



Percentage Share

0.06

AUTOMOTIVE GAS OIL



Number of Trucks

2,442



Volume In Litres

76,262,715



Percentage Share

1.61

LOW POUR FUEL OIL



Number of Trucks

47



Volume In Litres

1,551,010



Percentage Share

1.22

HOUSEHOLD KEROSENE



Number of Trucks

262



Volume In Litres

8,684,896



Percentage Share

0.92



PREMIUM MOTOR SPIRIT



Number of Trucks

85,028



Volume In Litres

3,033,892,351



Percentage Share

16.53

AVIATION TURBINE KEROSENE



Number of Trucks

12,134



Volume In Litres

448,357,080



Percentage Share

80.84

AUTOMOTIVE GAS OIL



Number of Trucks

58,788



Volume In Litres

1,456,492,813



Percentage Share

30.68

LOW POUR FUEL OIL



Number of Trucks

1,303



Volume In Litres

46,763,254



Percentage Share

36.70

HOUSEHOLD KEROSENE



Number of Trucks

7,266



Volume In Litres

160,317,090



Percentage Share

16.98



PREMIUM MOTOR SPIRIT



Number of Trucks

3,120



Volume In Litres

125,381,149



Percentage Share

0.68

AVIATION TURBINE KEROSENE



Number of Trucks

0



Volume In Litres

0



Percentage Share

0.00

AUTOMOTIVE GAS OIL



Number of Trucks

616



Volume In Litres

23,316,063



Percentage Share

0.49

LOW POUR FUEL OIL



Number of Trucks

30



Volume In Litres

990,002



Percentage Share

0.78

HOUSEHOLD KEROSENE



Number of Trucks

669



Volume In Litres

24,521,527



Percentage Share

2.60



PREMIUM MOTOR SPIRIT



Number of Trucks

26,847



Volume In Litres

1,115,180,336



Percentage Share

6.07

AVIATION TURBINE KEROSENE



Number of Trucks

10



Volume In Litres

395,900



Percentage Share

0.07

AUTOMOTIVE GAS OIL



Number of Trucks

3,769



Volume In Litres

147,670,272



Percentage Share

3.11

LOW POUR FUEL OIL



Number of Trucks

40



Volume In Litres

1,472,521



Percentage Share

1.16

HOUSEHOLD KEROSENE



Number of Trucks

699



Volume In Litres

24,482,948



Percentage Share

2.59



Ogun State



PREMIUM MOTOR SPIRIT



Number of Trucks

26,817



Volume In Litres

985,376,613



Percentage Share

5.37

AVIATION TURBINE KEROSENE



Number of Trucks

87



Volume In Litres

1,838,500



Percentage Share

0.33

AUTOMOTIVE GAS OIL



Number of Trucks

13,486



Volume In Litres

427,304,624



Percentage Share

9.00

LOW POUR FUEL OIL



Number of Trucks

157



Volume In Litres

6,229,054



Percentage Share

4.89

HOUSEHOLD KEROSENE



Number of Trucks

2,402



Volume In Litres

56,686,872



Percentage Share

6.00



Ondo State



PREMIUM MOTOR SPIRIT



Number of Trucks

13,415



Volume In Litres

479,854,659



Percentage Share

2.61

AVIATION TURBINE KEROSENE



Number of Trucks

9



Volume In Litres

221,000



Percentage Share

0.04

AUTOMOTIVE GAS OIL



Number of Trucks

1,793



Volume In Litres

53,543,675



Percentage Share

1.13

LOW POUR FUEL OIL



Number of Trucks

4



Volume In Litres

132,001



Percentage Share

0.10

HOUSEHOLD KEROSENE



Number of Trucks

513



Volume In Litres

15,876,511



Percentage Share

1.68



Osun State



PREMIUM MOTOR SPIRIT



Number of Trucks

6,436



Volume In Litres

221,362,774



Percentage Share

1.21

AVIATION TURBINE KEROSENE



Number of Trucks

13



Volume In Litres

333,500



Percentage Share

0.06

AUTOMOTIVE GAS OIL



Number of Trucks

836



Volume In Litres

23,388,305



Percentage Share

0.49

LOW POUR FUEL OIL



Number of Trucks

10



Volume In Litres


330,000



Percentage Share

0.26

HOUSEHOLD KEROSENE



Number of Trucks

311



Volume In Litres

8,358,279



Percentage Share

0.89



PREMIUM MOTOR SPIRIT



Number of Trucks

23,234



Volume In Litres

799,984,434



Percentage Share

4.36

AVIATION TURBINE KEROSENE



Number of Trucks

63



Volume In Litres

1,886,000



Percentage Share

0.34

AUTOMOTIVE GAS OIL



Number of Trucks

6,411



Volume In Litres

189,936,577



Percentage Share

4.00

LOW POUR FUEL OIL



Number of Trucks

4



Volume In Litres

132,000



Percentage Share

0.10

HOUSEHOLD KEROSENE



Number of Trucks

882



Volume In Litres

26,723,107



Percentage Share

2.83



PREMIUM MOTOR SPIRIT



Number of Trucks

8,837



Volume In Litres

379,734,051



Percentage Share

2.07

AVIATION TURBINE KEROSENE



Number of Trucks

6



Volume In Litres

213,282



Percentage Share

0.04

AUTOMOTIVE GAS OIL



Number of Trucks

1,190



Volume In Litres

46,660,032



Percentage Share

0.98

LOW POUR FUEL OIL



Number of Trucks

15



Volume In Litres

495,054



Percentage Share

0.39

HOUSEHOLD KEROSENE



Number of Trucks

272



Volume In Litres

10,521,159



Percentage Share

1.11



Rivers State



PREMIUM MOTOR SPIRIT



Number of Trucks

18,337



Volume In Litres

709,773,590



Percentage Share

3.87

AVIATION TURBINE KEROSENE



Number of Trucks

513



Volume In Litres

20,674,811



Percentage Share

3.73

AUTOMOTIVE GAS OIL



Number of Trucks

8,027



Volume In Litres

305,936,479



Percentage Share

6.44

LOW POUR FUEL OIL



Number of Trucks

295



Volume In Litres


9,735,936



Percentage Share

7.64

HOUSEHOLD KEROSENE



Number of Trucks

4,597



Volume In Litres

151,574,093



Percentage Share

16.05



PREMIUM MOTOR SPIRIT



Number of Trucks

1,539



Volume In Litres

65,145,804



Percentage Share

0.35

AVIATION TURBINE KEROSENE



Number of Trucks

16



Volume In Litres

696,000



Percentage Share

0.13

AUTOMOTIVE GAS OIL



Number of Trucks

882



Volume In Litres

34,108,387



Percentage Share

0.72

LOW POUR FUEL OIL



Number of Trucks

407



Volume In Litres

14,660,270



Percentage Share

11.51

HOUSEHOLD KEROSENE



Number of Trucks

54



Volume In Litres

2,036,114



Percentage Share

0.22



PREMIUM MOTOR SPIRIT



Number of Trucks

2,385



Volume In Litres

93,886,658



Percentage Share

0.51

AVIATION TURBINE KEROSENE



Number of Trucks

0



Volume In Litres

0



Percentage Share

0.00

AUTOMOTIVE GAS OIL



Number of Trucks

299



Volume In Litres

11,406,376



Percentage Share

0.24

LOW POUR FUEL OIL



Number of Trucks

0



Volume In Litres

0



Percentage Share

0.00

HOUSEHOLD KEROSENE



Number of Trucks

61



Volume In Litres

2,176,004



Percentage Share

0.23



PREMIUM MOTOR SPIRIT



Number of Trucks

591



Volume In Litres

28,982,869



Percentage Share

0.16

AVIATION TURBINE KEROSENE



Number of Trucks

0



Volume In Litres

0



Percentage Share

0.00

AUTOMOTIVE GAS OIL



Number of Trucks

180



Volume In Litres

6,963,005



Percentage Share

0.15

LOW POUR FUEL OIL



Number of Trucks

0



Volume In Litres

0



Percentage Share

0.00

HOUSEHOLD KEROSENE



Number of Trucks

11



Volume In Litres

219,000



Percentage Share

0.02



PREMIUM MOTOR SPIRIT



Number of Trucks

13,052



Volume In Litres

564,696,226



Percentage Share

3.08

AVIATION TURBINE KEROSENE



Number of Trucks

0



Volume In Litres

0



Percentage Share

0.00

AUTOMOTIVE GAS OIL



Number of Trucks

1,218



Volume In Litres

45,740,637



Percentage Share

0.96

LOW POUR FUEL OIL



Number of Trucks

0



Volume In Litres

0



Percentage Share

0.00

HOUSEHOLD KEROSENE



Number of Trucks

166



Volume In Litres

6,183,812



Percentage Share

0.65



PREMIUM MOTOR SPIRIT



Number of Trucks

22,727



Volume In Litres

934,317,424



Percentage Share

5.09

AVIATION TURBINE KEROSENE



Number of Trucks

1,220



Volume In Litres


50,623,666



Percentage Share

9.13

AUTOMOTIVE GAS OIL



Number of Trucks

5,635



Volume In Litres

231,202,911



Percentage Share

4.87

LOW POUR FUEL OIL



Number of Trucks

35



Volume In Litres

1,155,216



Percentage Share

0.91

HOUSEHOLD KEROSENE



Number of Trucks

465



Volume In Litres

18,469,234



Percentage Share

1.96



Total



PREMIUM MOTOR SPIRIT



Number of Trucks

470,989



Volume In Litres

18,357,524,683



Percentage Share

100.00

ANNUAL AVERAGE/DAY

1,290

50,294,588

AUTOMOTIVE GAS OIL



Number of Trucks

152,938



Volume In Litres

4,748,102,354



Percentage Share


100.00

ANNUAL AVERAGE/DAY

419

13,008,500

HOUSEHOLD KEROSENE



Number of Trucks

33,383



Volume In Litres

944,390,851



Percentage Share

100.00

ANNUAL AVERAGE/DAY

91

2,587,372

AVIATION TURBINE KEROSENE



Number of Trucks

14,805



Volume In Litres

554,607,161



Percentage Share


100.00

ANNUAL AVERAGE/DAY

41

1,519,472

LOW POUR FUEL OIL



Number of Trucks

3,656



Volume In Litres

127,421,973



Percentage Share

100.00

ANNUAL AVERAGE/DAY

10

349,101

Methodology

Data is provided by the Petroleum Products and Pricing Regulatory Agency (PPPRA) and verified and validated by the National Bureau of Statistics (NBS)

1. Volumes refers to products discharged within a month and is based on actual quantities discharged during the month.
2. Average landing cost per month is the average landing cost (SVH) of the product during the period of discharge.
3. The value of the product is estimated value based on the average landing cost of the product as at the month of discharge.
4. Discharge Date - Date the product was received is the reference period for this report.

MONTHLY PETROLEUM PRODUCTS IMPORTATION SUMMARY FOR 2017. (LITRES)						
PRODUCTS						
MONTH	VOLUME	PMS	AGO	HHK	ATK	LPFO
JANUARY	LTRS	1,168,189,608	360,131,576	27,822,675	83,279,103	
FEBRUARY	LTRS	1,269,967,517	443,169,348	1,066,780	7,568,964	
MARCH	LTRS	1,673,981,201	504,596,385	12,169,874	69,465,640	0
APRIL	LTRS	1,680,084,767	360,194,376	45,272,181	43,582,756	10,630,501
MAY	LTRS	1,506,270,122	387,560,574	11,845,544	55,264,772	4,984,338
JUNE	LTRS	1,432,593,475	360,142,865	38,051,823	23,852,942	0
JULY	LTRS	1,878,303,469	206,994,850	39,917,731	39,550,315	0
AUGUST	LTRS	1,878,303,469	206,994,850	39,917,731	39,550,315	0
SEPTEMBER	LTRS	1,296,913,086	189,990,608	38,270,576	22,794,949	0
OCTOBER	LTRS	1,452,717,451	453,625,991	34,067,408	25,545,050	0
NOVEMBER	LTRS	886,387,826	420,675,959	40,022,375	95,646,284	0
DECEMBER	LTRS	1,189,800,027	383,552,757	11,909,002	86,631,581	0
TOTAL	LTRS	17,313,512,018	4,277,630,139	340,333,700	592,732,671	15,614,839

Note: LFPO also known as black oil is a fundamental input in steam generation in many labour intensive industries like textile, construction, food and beverages.

MONTHLY STATE DISTRIBUTION OF TRUCK-OUT VOLUME FOR 2011(A1K)

STATE	ATK	JANUARY	FEBRUARY	MARCH	APRIL	MAY	JUNE	JULY	AUGUST	SEPTEMBER	OCTOBER	NOVEMBER	DECEMBER	ANNUAL TOTAL	ANNUAL AVERAGE
Aha	TRUCK-OUT	0	0	0	0	0	0	0	0	0	15,000	0	0	78,000	214
	REGISTRATION	0	0	0	0	0	1	0	0	0	1	0	0	2	0
Akwa Ibom	TRUCK-OUT	60,000	40,000	15,000	170,000	70,000	61,000	90,000	210,000	366,000	45,000	0	0	1,230,000	1,376
	REGISTRATION	2	1	1	4	2	2	2	5	9	1	0	0	29	0
Anambra	TRUCK-OUT	0	0	160,000	0	352,000	0	0	80,100	546,000	120,100	0	0	1,458,000	1,595
	REGISTRATION	0	0	4	0	9	0	0	7	34	2	0	0	51	0
Bauchi	TRUCK-OUT	0	0	0	40,000	0	0	0	0	0	208,100	0	0	278,000	762
	REGISTRATION	0	0	0	1	0	0	0	0	0	6	0	0	7	0
Benue	TRUCK-OUT	0	0	0	0	0	221,000	0	0	0	0	0	0	221,000	106
	REGISTRATION	0	0	0	0	0	5	0	0	0	0	0	0	5	0
Borno	TRUCK-OUT	265,000	140,000	230,000	250,000	225,000	210,000	210,000	217,000	666,000	45,000	0	85,000	2,597,000	7,288
	REGISTRATION	5	4	5	5	5	5	5	5	15	1	0	2	57	0
Cross River	TRUCK-OUT	0	0	0	90,000	30,000	95,000	0	40,000	66,000	34,000	0	0	361,000	989
	REGISTRATION	0	0	0	2	1	2	0	1	2	1	0	0	9	0
Delta	TRUCK-OUT	194,000	131,998	262,000	0	30,000	0	40,000	40,000	40,000	0	0	0	767,000	2,085
	REGISTRATION	11	9	14	0	1	0	1	1	1	0	0	0	36	0
Edo	TRUCK-OUT	0	0	0	0	0	0	37,000	0	0	114,000	0	0	147,000	403
	REGISTRATION	0	0	0	0	0	0	1	0	0	3	0	0	4	0
Ekiti	TRUCK-OUT	0	0	0	0	0	0	40,000	0	0	0	0	0	40,000	110
	REGISTRATION	0	0	0	0	0	0	1	0	0	0	0	0	1	0
Enugu	TRUCK-OUT	146,000	0	0	54,000	148,000	0	125,000	164,000	653,757	0	0	0	1,330,957	3,646
	REGISTRATION	4	0	0	1	4	0	3	5	20	0	0	0	37	0
FCT	TRUCK-OUT	0	0	0	0	0	0	0	73,000	0	0	0	0	33,000	90
	REGISTRATION	0	0	0	0	0	0	0	1	0	0	0	0	1	0
Kaduna	TRUCK-OUT	594,000	450,000	2,355,000	2,043,500	656,000	155,000	176,000	197,000	451,000	800,000	0	413,000	7,465,500	20,996
	REGISTRATION	10	11	59	49	16	4	3	12	13	2	0	10	167	1
Kano	TRUCK-OUT	580,997	470,010	252,500	544,957	1,011,944	1,611,822	1,507,925	2,249,444	2,353,830	907,593	615,000	875,000	12,753,952	35,059
	REGISTRATION	10	13	6	13	27	78	37	55	55	22	15	22	313	1
Kogi	TRUCK-OUT	0	0	0	0	0	0	40,000	0	0	0	0	0	40,000	110
	REGISTRATION	0	0	0	0	0	0	1	0	0	0	0	0	1	0
Kwara	TRUCK-OUT	0	0	0	0	45,000	0	196,000	59,000	0	0	0	0	360,000	637
	REGISTRATION	0	0	0	0	1	0	6	3	0	0	0	0	10	0
Lagos	TRUCK-OUT	35,396,526	29,741,053	28,082,293	36,675,612	31,195,776	31,862,854	32,645,632	40,468,647	27,220,553	27,117,378	41,662,572	62,361,361	418,357,080	1,228,576
	REGISTRATION	826	1,034	747	977	541	868	962	1,118	1,307	744	1,165	1,657	12,134	32
Nasar	TRUCK-OUT	0	0	0	0	0	0	40,000	190,900	0	165,000	0	0	395,900	1,085
	REGISTRATION	0	0	0	0	0	0	1	5	0	4	0	0	10	0
Ogun	TRUCK-OUT	126,000	0	0	0	0	0	809,000	666,000	0	141,000	0	53,000	1,635,000	5,007
	REGISTRATION	3	0	0	0	0	0	45	30	0	8	0	1	87	0
Ondo	TRUCK-OUT	0	0	0	0	0	0	110,000	70,200	0	35,000	0	0	215,000	605
	REGISTRATION	0	0	0	0	0	0	6	2	0	1	0	0	9	0
Osun	TRUCK-OUT	0	0	0	0	0	0	184,500	149,500	0	0	0	0	334,000	914
	REGISTRATION	0	0	0	0	0	0	7	4	0	0	0	0	11	0
Oyo	TRUCK-OUT	90,000	0	0	0	0	0	617,000	950,000	0	29,000	0	0	1,686,000	5,167
	REGISTRATION	2	0	0	0	0	0	29	30	0	2	0	0	63	0
Plateau	TRUCK-OUT	0	0	0	143,282	0	0	50,000	20,100	0	0	0	0	213,282	584
	REGISTRATION	0	0	0	4	0	0	1	0	0	0	0	0	5	0
Rivers	TRUCK-OUT	1,055,994	441,000	1,102,000	127,951	1,698,994	1,301,543	926,191	1,306,962	1,568,964	654,386	4,977,032	5,103,748	20,674,811	56,643
	REGISTRATION	26	16	26	11	43	37	24	32	39	17	120	176	413	1
Sokoto	TRUCK-OUT	0	0	0	0	0	0	110,000	190,000	360,000	0	0	0	660,000	1,907
	REGISTRATION	0	0	0	0	0	0	3	6	9	0	0	0	16	0
FCT	TRUCK-OUT	4,446,721	2,900,506	928,999	2,157,001	5,207,796	7,437,781	5,384,926	7,331,396	5,567,576	1,594,971	4,130,000	3,688,001	50,621,166	138,695
	REGISTRATION	101	89	20	66	176	178	180	176	160	41	100	68	1,720	4
TOTAL	TRUCK-OUT	42,555,045	44,693,611	33,582,293	42,576,320	40,968,500	40,026,009	43,556,177	54,691,371	50,192,688	31,767,280	54,586,574	72,539,110	554,607,161	1,519,472
	REGISTRATION	1,997	1,157	686	1,123	1,175	1,135	1,258	1,492	1,913	856	1,405	1,908	14,605	41

MONTHLY STATE DISTRIBUTION OF TRUCK-OUT VOLUME FOR 2017 Low Sulfur Fuel Oil (Black Oil)

STATE	LFPO	JANUARY	FEBRUARY	MARCH	APRIL	MAY	JUNE	JULY	AUGUST	SEPTEMBER	OCTOBER	NOVEMBER	DECEMBER	ANNUAL TOTAL	ANNUAL AVERAGE
Abia	LFPO (MMBtu)	1,155,248	3,654,376	1,312,070	686,032	528,100	527,102	132,160	594,012	198,000	1,056,155	2,047,056	2,115,312	13,997,075	38,321
	LFPO (Tons)	35	112	35	21	16	10	4	18	6	32	62	64	413	1
Adamawa	LFPO (MMBtu)	66,000	0	0	0	0	0	33,000	0	0	0	0	0	99,000	271
	LFPO (Tons)	2	0	0	0	0	0	1	0	0	0	0	0	3	0
Anambra	LFPO (MMBtu)	0	0	0	0	0	0	0	0	0	0	66,000	0	66,000	181
	LFPO (Tons)	0	0	0	0	0	0	0	0	0	0	2	0	2	0
Annambr	LFPO (MMBtu)	610,000	877,015	85,000	99,000	99,000	33,000	33,000	0	0	53,000	13,000	0	1,952,023	5,348
	LFPO (Tons)	20	27	3	3	3	1	1	0	0	1	1	0	62	0
Borno	LFPO (MMBtu)	0	0	0	0	0	0	33,000	0	0	33,000	0	0	66,000	181
	LFPO (Tons)	0	0	0	0	0	0	1	0	0	1	0	0	2	0
Cross River	LFPO (MMBtu)	687,000	781,000	0	99,000	579,000	542,000	0	691,000	0	201,000	196,000	99,000	4,107,007	11,252
	LFPO (Tons)	18	23	0	3	16	14	0	27	0	7	6	3	116	0
Delta	LFPO (MMBtu)	40,000	35,000	0	0	271,000	1,650,000	99,000	0	37,000	0	142,000	0	8,761,000	2,363
	LFPO (Tons)	2	1	0	0	8	5	3	0	1	0	4	0	24	0
Edo	LFPO (MMBtu)	172,000	132,000	33,000	0	99,000	33,000	0	0	0	0	0	0	429,000	1,173
	LFPO (Tons)	4	4	1	0	3	1	0	0	0	0	0	0	13	0
Enugu	LFPO (MMBtu)	0	0	0	0	33,000	0	99,000	33,000	0	53,000	0	0	198,000	542
	LFPO (Tons)	0	0	0	0	1	0	3	1	0	1	0	0	6	0
Imo	LFPO (MMBtu)	0	0	0	0	0	0	0	0	0	0	33,000	0	33,000	90
	LFPO (Tons)	0	0	0	0	0	0	0	0	0	0	1	0	1	0
Kaduna	LFPO (MMBtu)	2,211,064	2,310,167	0	594,012	658,662	211,004	190,015	1,384,021	640,006	3,991,147	2,310,009	3,095,160	16,118,242	49,659
	LFPO (Tons)	67	70	0	18	26	7	6	42	20	120	70	103	549	2
Kano	LFPO (MMBtu)	231,106	132,000	0	0	231,203	33,000	0	759,010	1,254,010	561,003	132,000	363,000	3,696,241	10,127
	LFPO (Tons)	7	4	0	0	7	1	0	23	36	17	4	11	112	0
Katsina	LFPO (MMBtu)	0	33,000	0	0	33,000	0	0	0	0	0	0	0	66,000	181
	LFPO (Tons)	0	1	0	0	1	0	0	0	0	0	0	0	2	0
Kwara	LFPO (MMBtu)	33,000	0	0	0	231,000	133,000	198,000	165,000	99,000	264,000	264,000	132,000	1,551,000	4,249
	LFPO (Tons)	1	0	0	0	7	5	5	5	3	8	8	4	47	0
Lagos	LFPO (MMBtu)	3,518,079	2,415,005	2,200,000	2,430,026	5,198,703	5,901,773	3,856,001	6,816,061	4,581,199	4,986,000	2,738,400	1,057,000	46,753,251	128,119
	LFPO (Tons)	96	64	35	64	140	162	107	196	132	113	75	32	1,005	4
Nasarawa	LFPO (MMBtu)	751,000	165,000	0	0	0	0	0	0	0	33,000	30,000	0	990,000	2,712
	LFPO (Tons)	23	5	0	0	0	0	0	0	0	1	1	0	30	0
Niger	LFPO (MMBtu)	99,000	426,500	452,000	0	0	0	0	33,000	0	396,021	66,000	0	1,479,521	4,034
	LFPO (Tons)	3	11	11	0	0	0	0	1	0	12	2	0	40	0
Ogun	LFPO (MMBtu)	0	0	766,281	33,000	2,470,126	1,660,586	66,000	0	0	0	132,000	99,000	4,229,074	12,066
	LFPO (Tons)	0	0	46	1	60	41	2	0	0	0	4	3	157	0
Ondo	LFPO (MMBtu)	99,000	0	0	0	0	0	0	0	0	33,000	0	0	132,000	362
	LFPO (Tons)	3	0	0	0	0	0	0	0	0	1	0	0	4	0
Osun	LFPO (MMBtu)	0	0	0	0	165,000	0	0	165,000	0	0	0	0	330,000	904
	LFPO (Tons)	0	0	0	0	5	0	0	5	0	0	0	0	10	0
Oyo	LFPO (MMBtu)	0	33,000	0	0	99,000	0	0	0	0	0	0	0	132,000	362
	LFPO (Tons)	0	1	0	0	3	0	0	0	0	0	0	0	4	0
Plateau	LFPO (MMBtu)	0	0	0	0	33,000	0	0	0	0	429,004	0	33,000	473,004	1,356
	LFPO (Tons)	0	0	0	0	1	0	0	0	0	13	0	1	15	0
Rivers	LFPO (MMBtu)	2,013,000	1,254,024	0	297,011	99,000	1,025,567	759,064	594,006	231,000	924,015	1,419,000	1,122,226	9,735,336	26,674
	LFPO (Tons)	61	38	0	9	3	31	25	18	7	28	43	34	295	1
Sokoto	LFPO (MMBtu)	2,096,253	1,965,000	33,000	1,694,000	758,000	0	66,004	429,000	640,500	594,003	2,803,000	3,552,006	14,680,276	40,165
	LFPO (Tons)	57	53	1	47	20	0	2	13	20	18	78	96	407	1
Tara	LFPO (MMBtu)	0	66,000	0	0	0	132,000	66,000	429,014	0	0	198,000	264,000	1,159,216	3,163
	LFPO (Tons)	0	2	0	0	0	4	2	13	0	0	6	8	33	0
TOTAL	LFPO (MMBtu)	13,841,685	14,458,118	5,861,281	5,939,051	11,725,783	10,248,934	5,737,089	12,314,114	9,724,211	12,666,306	12,615,470	12,268,398	127,421,973	349,101
	LFPO (Tons)	399	413	152	166	323	232	125	364	287	375	367	362	1,656	10

LFPO also known as black oil is a fundamental input in steam generation in many labour intensive industries like textile, construction, food and beverages.

ANNUAL STATE DISTRIBUTION OF TRUCK-OUT VOLUME FOR 2017

STATE	PREMIUM MOTOR SPIRIT			AUTOMOTIVE GAS OIL			HOUSEHOLD KEROSENE			AVIATION TURBINE KEROSENE			LOW POUR FUEL OIL		
	NO OF TRKS	VOLUME IN LTRS	% SHARE	NO OF TRKS	VOLUME IN LTRS	% SHARE	NO OF TRKS	VOLUME IN LTRS	% SHARE	NO OF TRKS	VOLUME IN LTRS	% SHARE	NO OF TRKS	VOLUME IN LTRS	% SHARE
Abia	10,580	421,413,754	2.30	2,262	72,996,527	1.54	824	26,354,154	2.79	2	78,000	0.01	415	13,987,075	10.95
Adamawa	14,600	619,557,359	3.37	1,198	48,144,241	1.01	197	7,358,924	0.78	29	1,233,000	0.22	3	99,000	0.08
Akwa Ibom	10,489	375,577,635	2.05	1,366	55,071,337	1.16	590	15,423,491	1.63	31	1,458,000	0.26	7	56,000	0.05
Anambra	12,517	537,260,530	2.93	1,793	63,992,226	1.35	537	17,952,503	1.90	0	0	0.00	60	1,952,023	1.53
Bauchi	1,609	72,470,506	0.39	616	25,232,837	0.53	70	2,565,606	0.20	7	275,000	0.05	0	0	0.00
Bayelsa	2,349	90,695,623	0.49	551	19,710,264	0.42	423	14,119,408	1.50	0	0	0.00	0	0	0.00
Benue	11,695	486,652,639	2.65	1,545	57,122,437	1.20	610	20,932,822	2.22	5	221,000	0.04	2	66,000	0.05
Borno	5,087	233,358,979	1.27	845	34,029,154	0.72	111	4,096,194	0.43	57	2,567,000	0.47	0	0	0.00
Cross River	9,382	345,035,852	1.88	1,586	58,787,395	1.24	654	18,456,919	1.95	9	361,000	0.07	116	4,107,007	3.22
Delta	19,566	695,957,674	3.79	6,546	202,864,734	4.27	3,198	75,038,956	7.95	26	761,004	0.14	24	826,020	0.65
Ebonyi	2,050	76,498,343	0.42	534	17,421,384	0.37	183	5,477,772	0.58	0	0	0.00	0	0	0.00
Edo	14,325	521,591,234	2.84	4,907	150,766,599	3.18	804	16,861,961	1.79	4	147,000	0.03	13	425,000	0.34
Ekiti	2,392	84,974,421	0.46	386	11,106,459	0.23	108	3,591,990	0.38	1	40,000	0.01	0	0	0.00
Enugu	14,925	646,912,678	3.49	2,232	77,548,125	1.63	633	22,354,225	2.37	37	1,330,957	0.24	6	198,000	0.16
Gombe	5,173	229,752,754	1.25	630	23,614,051	0.50	183	6,332,664	0.67	0	0	0.00	1	33,000	0.03
Imo	9,332	395,495,722	2.15	1,725	57,116,022	1.20	441	14,131,440	1.50	1	33,000	0.01	4	132,000	0.10
Jigawa	635	35,047,685	0.19	314	10,761,643	0.23	36	861,252	0.09	0	0	0.00	0	0	0.00
Kaduna	18,176	721,795,185	3.94	6,262	228,590,739	4.81	2,662	73,423,011	7.77	185	7,661,500	1.38	549	18,118,242	14.22
Kano	29,728	1,366,544,006	7.44	5,685	217,937,944	4.59	793	25,931,182	2.75	313	12,793,952	2.31	112	3,696,231	2.90
Katsina	3,008	124,237,329	0.68	1,260	45,449,595	0.96	492	13,406,574	1.42	1	40,000	0.01	2	66,000	0.05
Kebbi	2,267	92,943,653	0.51	822	30,131,593	0.63	116	3,416,460	0.36	0	0	0.00	0	0	0.00
Kogi	3,740	145,415,412	0.79	3,995	159,753,973	3.36	1,129	39,212,667	4.15	0	0	0.00	0	0	0.00
Kwara	14,545	504,726,922	2.75	2,442	76,262,715	1.61	262	5,684,896	0.60	10	342,000	0.06	47	1,551,010	1.22
Lagos	85,028	3,023,892,351	16.53	58,788	1,455,492,813	30.68	7,266	160,317,090	16.98	12,134	448,357,080	80.64	1,303	46,763,254	36.70
Nasarawa	3,120	125,361,149	0.68	616	23,316,063	0.49	669	24,521,527	2.60	0	0	0.00	30	990,000	0.78
Niger	26,847	1,115,180,336	6.07	3,769	147,670,272	3.11	695	24,482,948	2.59	10	395,900	0.07	40	1,472,521	1.16
Ogun	26,817	995,376,613	5.37	13,486	427,304,624	9.00	2,402	56,656,872	6.00	87	1,538,500	0.33	157	6,229,054	4.89
Osun	13,415	479,854,659	2.51	1,793	53,563,675	1.13	513	15,876,511	1.68	9	221,000	0.04	4	132,000	0.10
Oyo	6,436	221,362,774	1.21	836	23,388,305	0.49	311	8,358,279	0.89	13	333,500	0.06	10	330,000	0.26
Oyo	23,234	799,964,434	4.36	6,411	189,936,577	4.00	582	26,723,107	2.83	63	1,866,000	0.34	4	132,000	0.10
Plateau	9,837	379,734,051	2.07	1,190	46,660,032	0.98	272	10,521,159	1.11	6	213,282	0.04	15	495,054	0.39
Rivers	18,337	709,773,590	3.87	8,027	305,936,479	6.44	4,597	15,174,093	16.05	513	20,674,811	3.73	295	9,735,936	7.64
Sokoto	1,519	65,145,004	0.35	882	34,000,307	0.72	54	2,036,114	0.22	16	694,000	0.13	407	14,660,270	11.51
Taraba	2,385	93,586,658	0.51	259	11,406,376	0.24	61	2,176,004	0.23	0	0	0.00	0	0	0.00
Yobe	591	25,982,869	0.14	180	6,963,305	0.15	11	219,000	0.02	0	0	0.00	0	0	0.00
Zamfara	13,052	551,676,226	3.08	1,218	45,740,637	0.96	166	5,183,812	0.65	0	0	0.00	0	0	0.00
FCT	22,727	934,317,474	5.09	5,635	231,202,911	4.87	465	18,459,234	1.96	1,220	50,623,665	9.13	35	1,155,216	0.91
TOTAL	470,589	18,357,524,683	100.00	152,938	4,745,162,354	100.00	33,383	944,360,851	100.00	14,805	551,567,161	100.00	3,656	127,421,973	100.00
ANNUAL AVERAGE/DAY	1,290	50,294,588		419	13,008,530		91	2,587,372		41	1,519,472		10	349,107	

Acknowledgements/Contacts

Acknowledgements

We acknowledge the contributions of our strategic partner The Petroleum Products and Pricing Regulatory Agency (PPPRA) and our technical partner, Proshare in the design, concept and production of this publication.





proshare


Contact Us

 @nigerianstat

 NBSNigeria

 www.nigerianstat.gov.ng

 **Head Office Address**
Plot 762, Independence Avenue, Central
Business District, FCT, Abuja Nigeria.

 +234 803 386 5388

 feedback@nigerianstat.gov.ng