



NATIONAL BUREAU OF STATISTICS

Road Transport Data

(Q4 2017)

Report Date: February 2018

Data Source: National Bureau of Statistics / Federal Road Safety Corps (FRSC)

Contents

Executive Summary	1
Estimated Vehicle Population in Nigeria.....	2
All States Data	
Ahia.....	3
FCT, Abuja.....	5
Adamawa.....	7
Akwa Ibom.....	9
Anambra.....	11
Bauchi.....	13
Bayelsa.....	15
Benue.....	17
Borno.....	19
Cross river.....	21
Delta.....	23
Ebonyi.....	25
Edo.....	27
Ekiti.....	29
Enugu.....	31
Gombe.....	33
Imo.....	35
Jigawa.....	37
Kaduna.....	39
Kano.....	41
Katsina.....	43
Kebbi.....	45
Kogi.....	47
Kwara.....	49
Lagos.....	51
Nassarawa.....	53
Niger.....	55
Ogun.....	57
Ondo.....	59
Osun.....	61
Oyo.....	63
Plateau.....	65
Rivers.....	67
Sokoto.....	69
Taraba.....	71
Yobe.....	73
Zamfara.....	75
Total.....	77
Sex Distribution of Persons Injured In Road Traffic Crashes.....	79
Sex Distribution of Persons Killed In Road Traffic Crashes.....	80
Number of Vehicles Involved In Road Traffic Crashes.....	81
Category of Vehicle Involved In Road Traffic Crashes.....	82
Methodology	83
Appendix	84
Acknowledgements/Contacts	89

Executive Summary

The Q4 2017 road transport data reflected that 2,489 road crashes occurred in Q4 2017. Speed violation is reported as the major cause of road crashes in Q3 and it accounted for 45.08% of the total road crashes reported. Loss of control and dangerous driving followed closely as they both accounted for 10.08% and 8.04% of the total road crashes recorded.

A total of 7,349 Nigerians got injured in the road traffic crashes recorded. 6,855 of the 7,349 Nigerians that got injured, representing 93% of the figure, are adults while the remaining 494 Nigerians, representing 7% of the figure are children. 5,366 male Nigerians, representing 73%, got injured in road crashes in Q4 while 1,983 female Nigerians, representing 27% got injured.

Similarly, a total of 1,306 Nigerians got killed in the road traffic crashes recorded in Q4 2017. 1,200 of the 1,306 Nigerians that got killed, representing 92% of the figure, are adults while the remaining 106 Nigerians, representing 8% of the figure are children. 1,019 male Nigerians, representing 78%, got killed in road crashes in Q4 while 287 female Nigerians, representing 22% got killed.

Estimated vehicle population in Nigeria as at Q4 2017 was put at 11,583,331 with the total population of the country puts at 193,392,517 in 2016. Nigeria's vehicle per population ratio is put 0.06. Data on the category of vehicles involved in road crashes in Q4 2017 reflected that 60% of vehicles are commercial (2,095), 39% are private (1,360), 1% are government (40) and the diplomat with zero (0) vehicle involved.

A total of 214,256 national drivers licenses were produced in Q4 2017. Lagos and FCT produced the highest number of drivers' licenses while Zamfara and Kebbi States produced the least numbers of national drivers' license.

Road Transport Data - Q4 2017

Estimated Vehicle Population in Nigeria



Estimated Population

193,392,517



Vehicle per Population

0.06

Vehicle Population

11,583,331.00



Commercial

6,756,372

58.33%



Private

4,682,309

40.42%



Government

138,761

1.20%



Diplomatic

5,889

0.05%

NB: Population figure is as at 2016

Road Transport Data - Q4 2017

ABIA STATE



VEHICLE PLATE NUMBER PRODUCTION



Total Production

13



Total Registration

717

NATIONAL DRIVER LICENSE PRODUCTION

TOTAL
Q4, 2017
PRODUCTION



4,760

ROAD TRAFFIC CASHES



Fatal

3



Serious

6



Minor

2



Total Cases

11



Number Injured

36



Number Killed

4



Total Casualty

40



People Involved

74

ABIA STATE

CAUSATIVE FACTORS OF ROAD TRAFFIC CRASHES



Speed Violation

6



Use of Phone While Driving

0



Tyre Burst

1



Loss of Control

1



Mechanically Deficient Vehicle

1



Wrongful Overtaking

2



Brake Failure

2



Overloading

0



Dangerous Overtaking

0



Worn Out Tyre

0



Dangerous Driving

0



Bad Road

0



Route Violation

1



OBS

1



Sleeping on Steering

0



Driving Under Alcohol/Drug Influence

0



Road Obstruction Violation

0



Poor Weather

0



Fatigue

0



Sign Light Violation

0



OTHERS

0



Total

15

Road traffic crashes

Road Transport Data - Q4 2017

ABUJA FCT



VEHICLE PLATE NUMBER PRODUCTION



Total Production
15996



Total Registration
8981

NATIONAL DRIVER LICENSE PRODUCTION

TOTAL
Q4, 2017
PRODUCTION



21,543

ROAD TRAFFIC CASHES



Fatal

35



Serious

141



Minor

29



Total Cases

205



Number Injured

449



Number Killed

54



Total Casualty

503



People Involved

1253



Speed Violation

111



Use of Phone While Driving

0



Tyre Burst

15



Loss of Control

50



Mechanically Deficient Vehicle

8



Wrongful Overtaking

1



Brake Failure

7



Overloading

0



Dangerous Overtaking

0



Worn Out Tyre

0



Dangerous Driving

25



Bad Road

0



Route Violation

18



OBS

6



Sleeping on Steering

0



Driving Under Alcohol/Drug Influence

1



Road Obstruction Violation

0



Poor Weather

0



Fatigue

1



Sign Light Violation

1



OTHERS

2



Total

246

Road traffic crashes

Road Transport Data - Q4 2017

ADAMAWA STATE



VEHICLE PLATE NUMBER PRODUCTION



Total Production

27



Total Registration

350

NATIONAL DRIVER LICENSE PRODUCTION

TOTAL
Q4, 2017
PRODUCTION



1,410

ROAD TRAFFIC CASHES



Fatal

2



Serious

24



Minor

1



Total Cases

27



Number Injured

88



Number Killed

5



Total Casualty

93



People Involved

161

ADAMAWA STATE

CAUSATIVE FACTORS OF ROAD TRAFFIC CRASHES



Speed Violation

16



Use of Phone While Driving

0



Tyre Burst

0



Loss of Control

9



Mechanically Deficient Vehicle

1



Wrongful Overtaking

6



Brake Failure

0



Overloading

0



Dangerous Overtaking

0



Worn Out Tyre

2



Dangerous Driving

0



Bad Road

0



Route Violation

0



OBS

0



Sleeping on Steering

0




Driving Under Alcohol/Drug Influence

0



Road Obstruction Violation

0



Poor Weather

0



Fatigue

0



Sign Light Violation

1



OTHERS

0



Total

35

Road traffic crashes.

Road Transport Data - Q4 2017

AKWA IBOM STATE



VEHICLE PLATE NUMBER PRODUCTION



Total Production

33



Total Registration

389

NATIONAL DRIVER LICENSE PRODUCTION

TOTAL
Q4, 2017
PRODUCTION



3,292

ROAD TRAFFIC CASHES



Fatal

6



Serious

15



Minor

2



Total Cases

23



Number Injured

58



Number Killed

11



Total Casualty

69



People Involved

138

CAUSATIVE FACTORS OF ROAD TRAFFIC CRASHES



Speed Violation

13



Use of Phone
While Driving

0



Tyre Burst

1



Loss of
Control

1



Mechanically
Deficient Vehicle

0



Wrongful
Overtaking

0



Brake
Failure

1



Overloading

0



Dangerous
Overtaking

0



Worn Out Tyre

1



Dangerous Driving

0



Bad Road

1



Route Violation

3



OBS

0



Sleeping on
Steering

0




Driving Under
Alcohol/Drug
Influence

0



Road Obstruction
Violation

0



Poor Weather

0



Fatigue

0



Sign Light
Violation

4



OTHERS

0



Total

25

Road traffic crashes.

Road Transport Data - Q4 2017

ANAMBRA STATE



VEHICLE PLATE NUMBER PRODUCTION



Total Production

30



Total Registration

4100

NATIONAL DRIVER LICENSE PRODUCTION

TOTAL
Q4, 2017
PRODUCTION



6,988

ROAD TRAFFIC CASHES



Fatal

14



Serious

30



Minor

8



Total Cases

52



Number Injured

129



Number Killed

27



Total Casualty

156



People Involved

311

ANAMBRA STATE

CAUSATIVE FACTORS OF ROAD TRAFFIC CRASHES



Speed Violation

27



Use of Phone While Driving

1



Tyre Burst

0



Loss of Control

7



Mechanically Deficient Vehicle

0



Wrongful Overtaking

0



Brake Failure

6



Overloading

0



Dangerous Overtaking

0



Worn Out Tyre

5



Dangerous Driving

0



Bad Road

0



Route Violation

4



OBS

2



Sleeping on Steering

0




Driving Under Alcohol/Drug Influence

0



Road Obstruction Violation

0



Poor Weather

0




Fatigue

0



Sign Light Violation

0



OTHERS

0



Total

52

Road traffic crashes.

Road Transport Data - Q4 2017

BAUCHI STATE



VEHICLE PLATE NUMBER PRODUCTION



Total Production

20



Total Registration

253

NATIONAL DRIVER LICENSE PRODUCTION

TOTAL
Q4, 2017
PRODUCTION



2,092

ROAD TRAFFIC CASHES



Fatal

26



Serious

71



Minor



Total Cases

97



Number Injured

443



Number Killed

38



Total Casualty

481



People Involved

754



Speed Violation

28



Use of Phone While Driving

0



Tyre Burst

13



Loss of Control

22



Mechanically Deficient Vehicle

3



Wrongful Overtaking

6



Brake Failure

2



Overloading

1



Dangerous Overtaking

1



Worn Out Tyre

12



Dangerous Driving

10



Bad Road

1



Route Violation

2



OBS

5



Sleeping on Steering

0



Driving Under Alcohol/Drug Influence

1



Road Obstruction Violation

1



Poor Weather

0



Fatigue

3



Sign Light Violation

0



OTHERS

0



Total

111

Road traffic crashes.

Road Transport Data - Q4 2017

BAYELSA STATE



VEHICLE PLATE NUMBER PRODUCTION



Total Production
1661



Total Registration
1168

NATIONAL DRIVER LICENSE PRODUCTION

TOTAL
Q4, 2017
PRODUCTION



3,735

ROAD TRAFFIC CASHES



Fatal

5



Serious

11



Minor



Total Cases

16



Number Injured

31



Number Killed

7



Total Casualty

38



People Involved

74



Speed Violation

9



Use of Phone While Driving

0



Tyre Burst

2



Loss of Control

0



Mechanically Deficient Vehicle

0



Wrongful Overtaking

1



Brake Failure

4



Overloading

0



Dangerous Overtaking

0



Worn Out Tyre

0



Dangerous Driving

0




Bad Road

1



Route Violation

0



OBS

0



Sleeping on Steering

0



Driving Under Alcohol/Drug Influence

0



Road Obstruction Violation

0



Poor Weather

0



Fatigue

0



Sign Light Violation

0



OTHERS

0



Total

17

Road traffic crashes.

Road Transport Data - Q4 2017

BENUE STATE



VEHICLE PLATE NUMBER PRODUCTION



Total Production

30



Total Registration

319

NATIONAL DRIVER LICENSE PRODUCTION

TOTAL
Q4, 2017
PRODUCTION



1,658

ROAD TRAFFIC CASHES



Fatal

28



Serious

20



Minor

39



Total Cases

87



Number Injured

262



Number Killed

48



Total Casualty

310



People Involved

461



Speed Violation

73



Use of Phone While Driving

0



Tyre Burst

1



Loss of Control

0



Mechanically Deficient Vehicle

0



Wrongful Overtaking

1



Brake Failure

0



Overloading

0



Dangerous Overtaking

2



Worn Out Tyre

0



Dangerous Driving

8



Bad Road

0



Route Violation

2



OBS

0



Sleeping on Steering

0



Driving Under Alcohol/Drug Influence

0



Road Obstruction Violation

0



Poor Weather

0



Fatigue

0



Sign Light Violation

0



OTHERS

0

Total **87**
Road traffic crashes.

Road Transport Data - Q4 2017

BORNO STATE



VEHICLE PLATE NUMBER PRODUCTION



Total Production

33



Total Registration

223

NATIONAL DRIVER LICENSE PRODUCTION

TOTAL
Q4, 2017
PRODUCTION



1,952

ROAD TRAFFIC CASHES



Fatal

3



Serious

1



Minor

1



Total Cases

5



Number Injured

30



Number Killed

5



Total Casualty

35



People Involved

44



Speed Violation

4



Use of Phone While Driving

0



Tyre Burst

0



Loss of Control

0



Mechanically Deficient Vehicle

0



Wrongful Overtaking

0



Brake Failure

0



Overloading

0



Dangerous Overtaking

0



Worn Out Tyre

0



Dangerous Driving

1



Bad Road

0



Route Violation

0



OBS

0



Sleeping on Steering

0



Driving Under Alcohol/Drug Influence

0



Road Obstruction Violation

0



Poor Weather

0



Fatigue

0



Sign Light Violation

0



OTHERS

0

Total **5**
Road traffic crashes.

Road Transport Data - Q4 2017

CROSS RIVER STATE



VEHICLE PLATE NUMBER PRODUCTION



Total Production

16



Total Registration

420

NATIONAL DRIVER LICENSE PRODUCTION

TOTAL
Q4, 2017
PRODUCTION



1,707

ROAD TRAFFIC CASHES



Fatal

2



Serious

4



Minor

1



Total Cases

7



Number Injured

10



Number Killed

3



Total Casualty

13



People Involved

17

CROSS RIVER STATE

CAUSATIVE FACTORS OF ROAD TRAFFIC CRASHES



Speed Violation

5



Use of Phone While Driving

0



Tyre Burst

0



Loss of Control

1



Mechanically Deficient Vehicle

0



Wrongful Overtaking

1



Brake Failure

0



Overloading

0



Dangerous Overtaking

0



Worn Out Tyre

0



Dangerous Driving

3



Bad Road

0



Route Violation

0



OBS

0



Sleeping on Steering

0



Driving Under Alcohol/Drug Influence

0



Road Obstruction Violation

0



Poor Weather

0



Fatigue

0



Sign Light Violation

0



OTHERS

0



Total

10

Road traffic crashes.

Road Transport Data - Q4 2017

DELTA STATE



VEHICLE PLATE NUMBER PRODUCTION



Total Production

28



Total Registration

3244

NATIONAL DRIVER LICENSE PRODUCTION

TOTAL
Q4, 2017
PRODUCTION



9,294

ROAD TRAFFIC CASHES



Fatal

8



Serious

6



Minor



Total Cases

14



Number Injured

78



Number Killed

11



Total Casualty

89



People Involved

123



Speed Violation

6



Use of Phone While Driving

0



Tyre Burst

4



Loss of Control

0



Mechanically Deficient Vehicle

0



Wrongful Overtaking

0



Brake Failure

2



Overloading

0



Dangerous Overtaking

0



Worn Out Tyre

0



Dangerous Driving

0



Bad Road

0



Route Violation

0



OBS

1



Sleeping on Steering

0



Driving Under Alcohol/Drug Influence

0



Road Obstruction Violation

0



Poor Weather

0



Fatigue

0



Sign Light Violation

0



OTHERS

1



Total

14

Road traffic crashes.

Road Transport Data - Q4 2017

EBONYI STATE



VEHICLE PLATE NUMBER PRODUCTION



Total Production

18



Total Registration

703

NATIONAL DRIVER LICENSE PRODUCTION

TOTAL
Q4, 2017
PRODUCTION



1,924

ROAD TRAFFIC CASHES



Fatal

22



Serious

36



Minor

17



Total Cases

75



Number Injured

171



Number Killed

31



Total Casualty

202



People Involved

518



Speed Violation

12



Use of Phone While Driving

0



Tyre Burst

1



Loss of Control

18



Mechanically Deficient Vehicle

2



Wrongful Overtaking

0



Brake Failure

4



Overloading

0



Dangerous Overtaking

3



Worn Out Tyre

5



Dangerous Driving

3



Bad Road

0



Route Violation

9



OBS

11



Sleeping on Steering

1



Driving Under Alcohol/Drug Influence

4



Road Obstruction Violation

0



Poor Weather

0



Fatigue

0



Sign Light Violation

2



OTHERS

0



Total

75

Road traffic crashes

Road Transport Data - Q4 2017

EDO STATE



VEHICLE PLATE NUMBER PRODUCTION



Total Production
6012



Total Registration
4363

NATIONAL DRIVER LICENSE PRODUCTION

TOTAL
Q4, 2017
PRODUCTION



8,024

ROAD TRAFFIC CASHES



Fatal

26



Serious

30



Minor

4



Total Cases

60



Number Injured

286



Number Killed

39



Total Casualty

325



People Involved

697

EDO STATE

CAUSATIVE FACTORS OF ROAD TRAFFIC CRASHES



Speed Violation

31



Use of Phone While Driving

0



Tyre Burst

3



Loss of Control

0



Mechanically Deficient Vehicle

9



Wrongful Overtaking

1



Brake Failure

21



Overloading

0



Dangerous Overtaking

0



Worn Out Tyre

0



Dangerous Driving

2




Bad Road

0



Route Violation

3



OBS

1



Sleeping on Steering

0



Driving Under Alcohol/Drug Influence

0



Road Obstruction Violation

1



Poor Weather

0



Fatigue

0



Sign Light Violation

0



OTHERS

0



Total

72

Road traffic crashes

Road Transport Data - Q4 2017

EKITI STATE



VEHICLE PLATE NUMBER PRODUCTION



Total Production

14



Total Registration

875

NATIONAL DRIVER LICENSE PRODUCTION

TOTAL
Q4, 2017
PRODUCTION



1,129

ROAD TRAFFIC CASHES



Fatal

4



Serious

8



Minor

1



Total Cases

13



Number Injured

47



Number Killed

5



Total Casualty

52



People Involved

125

EKITI STATE

CAUSATIVE FACTORS OF ROAD TRAFFIC CRASHES



Speed Violation

8



Use of Phone While Driving

0



Tyre Burst

0



Loss of Control

2



Mechanically Deficient Vehicle

0



Wrongful Overtaking

1



Brake Failure

3



Overloading

0



Dangerous Overtaking

0



Worn Out Tyre

0



Dangerous Driving

2



Bad Road

0



Route Violation

0



OBS

0



Sleeping on Steering

0



Driving Under Alcohol/Drug Influence

0



Road Obstruction Violation

0



Poor Weather

0



Fatigue

0



Sign Light Violation

0



OTHERS

2



Total

18

Road traffic crashes.

Road Transport Data - Q4 2017

ENUGU STATE



VEHICLE PLATE NUMBER PRODUCTION



Total Production
1516



Total Registration
1563

NATIONAL DRIVER LICENSE PRODUCTION

TOTAL
Q4, 2017
PRODUCTION



5,972

ROAD TRAFFIC CASHES



Fatal

14



Serious

18



Minor

6



Total Cases

38



Number Injured

95



Number Killed

27



Total Casualty

122



People Involved

334



Speed Violation

20



Use of Phone While Driving

0



Tyre Burst

6



Loss of Control

1



Mechanically Deficient Vehicle

2



Wrongful Overtaking

6



Brake Failure

1



Overloading

1



Dangerous Overtaking

1



Worn Out Tyre

0



Dangerous Driving

2



Bad Road

0



Route Violation

1



OBS

0



Sleeping on Steering

0



Driving Under Alcohol/Drug Influence

0



Road Obstruction Violation

0



Poor Weather

0



Fatigue

0



Sign Light Violation

0



OTHERS

0



Total

41

Road traffic crashes

Road Transport Data - Q4 2017

GOMBE STATE



VEHICLE PLATE NUMBER PRODUCTION



Total Production
3266



Total Registration
255

NATIONAL DRIVER LICENSE PRODUCTION

TOTAL
Q4, 2017
PRODUCTION



1,652

ROAD TRAFFIC CASHES



Fatal

16



Serious

45



Minor



Total Cases

61



Number Injured

210



Number Killed

30



Total Casualty

240



People Involved

364



Speed Violation

25



Use of Phone While Driving

0



Tyre Burst

1



Loss of Control

13



Mechanically Deficient Vehicle

0



Wrongful Overtaking

2



Brake Failure

6



Overloading

0



Dangerous Overtaking

0



Worn Out Tyre

0



Dangerous Driving

12



Bad Road

0



Route Violation

0



OBS

1



Sleeping on Steering

0



Driving Under Alcohol/Drug Influence

0



Road Obstruction Violation

4



Poor Weather

0



Fatigue

0



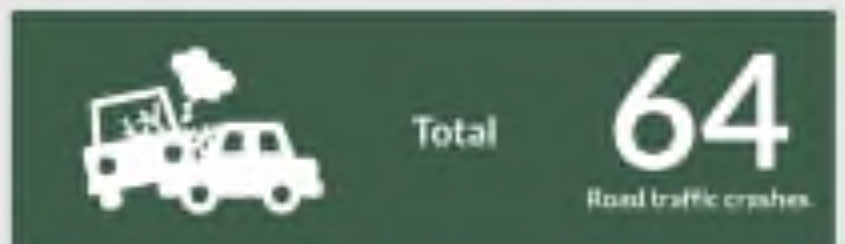
Sign Light Violation

0



OTHERS

0



Road Transport Data - Q4 2017

IMO STATE



VEHICLE PLATE NUMBER PRODUCTION



Total Production

26



Total Registration

374

NATIONAL DRIVER LICENSE PRODUCTION

TOTAL
Q4, 2017
PRODUCTION



3,646

ROAD TRAFFIC CASHES



Fatal

9



Serious

14



Minor

3



Total Cases

26



Number Injured

84



Number Killed

30



Total Casualty

114



People Involved

223

IMO STATE

CAUSATIVE FACTORS OF ROAD TRAFFIC CRASHES



Speed Violation

11



Use of Phone While Driving

0



Tyre Burst

3



Loss of Control

1



Mechanically Deficient Vehicle

3



Wrongful Overtaking

0



Brake Failure

3



Overloading

0



Dangerous Overtaking

1



Worn Out Tyre

0



Dangerous Driving

2



Bad Road

1



Route Violation

0



OBS

0



Sleeping on Steering

0



Driving Under Alcohol/Drug Influence

1



Road Obstruction Violation

0



Poor Weather

0




Fatigue

0



Sign Light Violation

1



OTHERS

0



Total

27

Road traffic crashes.

Road Transport Data - Q4 2017

JIGAWA STATE



VEHICLE PLATE NUMBER PRODUCTION



Total Production
888



Total Registration
413

NATIONAL DRIVER LICENSE PRODUCTION

TOTAL
Q4, 2017
PRODUCTION



557

ROAD TRAFFIC CASHES



Fatal

54



Serious

30



Minor



Total Cases

84



Number Injured

246



Number Killed

103



Total Casualty

349



People Involved

458



Speed Violation

48



Use of Phone While Driving

0



Tyre Burst

3



Loss of Control

26



Mechanically Deficient Vehicle

0



Wrongful Overtaking

0



Brake Failure

0



Overloading

1



Dangerous Overtaking

0



Worn Out Tyre

0



Dangerous Driving

1



Bad Road

0



Route Violation

1



OBS

6



Sleeping on Steering

0



Driving Under Alcohol/Drug Influence

0



Road Obstruction Violation

0



Poor Weather

0



Fatigue

0



Sign Light Violation

2



OTHERS

0



Total

88

Road traffic crashes

Road Transport Data - Q4 2017

KADUNA STATE



VEHICLE PLATE NUMBER PRODUCTION



Total Production
278



Total Registration
838

NATIONAL DRIVER LICENSE PRODUCTION

TOTAL
Q4, 2017
PRODUCTION



8,696

ROAD TRAFFIC CASHES



Fatal

48



Serious

101



Minor

4



Total Cases

153



Number Injured

558



Number Killed

94




Total Casualty

652



People Involved

1116



Speed Violation

81



Use of Phone While Driving

0



Tyre Burst

10



Loss of Control

26



Mechanically Deficient Vehicle

11



Wrongful Overtaking

5



Brake Failure

4



Overloading

0



Dangerous Overtaking

1



Worn Out Tyre

2



Dangerous Driving

24



Bad Road

10



Route Violation

6



OBS

2



Sleeping on Steering

0




Driving Under Alcohol/Drug Influence

0



Road Obstruction Violation

0



Poor Weather

1




Fatigue

5



Sign Light Violation

0



OTHERS

2

Total **190**
Road traffic crashes.

Road Transport Data - Q4 2017

KANO STATE



VEHICLE PLATE NUMBER PRODUCTION



Total Production
1753



Total Registration
772

NATIONAL DRIVER LICENSE PRODUCTION

TOTAL
Q4, 2017
PRODUCTION



5,127

ROAD TRAFFIC CASHES



Fatal

35



Serious

46



Minor



Total Cases

81



Number Injured

440



Number Killed

67



Total Casualty

507



People Involved

699

KANO STATE

CAUSATIVE FACTORS OF ROAD TRAFFIC CRASHES



Road Transport Data - Q4 2017

KATSINA STATE



VEHICLE PLATE NUMBER PRODUCTION



Total Production

42



Total Registration

599

NATIONAL DRIVER LICENSE PRODUCTION

TOTAL
Q4, 2017
PRODUCTION



1,846

ROAD TRAFFIC CASHES



Fatal

13



Serious

46



Minor



Total Cases

59



Number Injured

241



Number Killed

28



Total Casualty

269



People Involved

375



Speed Violation

23



Use of Phone While Driving

1



Tyre Burst

3



Loss of Control

0



Mechanically Deficient Vehicle

0



Wrongful Overtaking

0



Brake Failure

0



Overloading

0



Dangerous Overtaking

4



Worn Out Tyre

8



Dangerous Driving

8



Bad Road

0



Route Violation

11



OBS

0



Sleeping on Steering

0



Driving Under Alcohol/Drug Influence

0



Road Obstruction Violation

0



Poor Weather

0



Fatigue

0



Sign Light Violation

0



OTHERS

0



Total

58

Road traffic crashes

Road Transport Data - Q4 2017

KEBBI STATE



VEHICLE PLATE NUMBER PRODUCTION



Total Production
1069



Total Registration
409

NATIONAL DRIVER LICENSE PRODUCTION

TOTAL
Q4, 2017
PRODUCTION



542

ROAD TRAFFIC CASHES



Fatal

7



Serious

32



Minor



Total Cases

39



Number Injured

99



Number Killed

17



Total Casualty

116



People Involved

168

KEBBI STATE

CAUSATIVE FACTORS OF ROAD TRAFFIC CRASHES



Speed Violation

24



Use of Phone While Driving

0



Tyre Burst

1



Loss of Control

4



Mechanically Deficient Vehicle

0



Wrongful Overtaking

4



Brake Failure

0



Overloading

0



Dangerous Overtaking

0



Worn Out Tyre

2



Dangerous Driving

0



Bad Road

0



Route Violation

3



OBS

0



Sleeping on Steering

1



Driving Under Alcohol/Drug Influence

0



Road Obstruction Violation

0



Poor Weather

0



Fatigue

0



Sign Light Violation

2



OTHERS

3



Road Transport Data - Q4 2017

KOGI STATE



VEHICLE PLATE NUMBER PRODUCTION



Total Production

26



Total Registration

294

NATIONAL DRIVER LICENSE PRODUCTION

TOTAL
Q4, 2017
PRODUCTION



1,399

ROAD TRAFFIC CASHES



Fatal

33



Serious

60



Minor

9



Total Cases

102



Number Injured

438



Number Killed

89



Total Casualty

527



People Involved

1013

KOGI STATE

CAUSATIVE FACTORS OF ROAD TRAFFIC CRASHES



Speed Violation

71



Use of Phone While Driving

0



Tyre Burst

6



Loss of Control

0



Mechanically Deficient Vehicle

1



Wrongful Overtaking

17



Brake Failure

6



Overloading

1



Dangerous Overtaking

1



Worn Out Tyre

0



Dangerous Driving

0x



Bad Road

1



Route Violation

2



OBS

0



Sleeping on Steering

0



Driving Under Alcohol/Drug Influence

0



Road Obstruction Violation

0



Poor Weather

0




Fatigue

0



Sign Light Violation

2



OTHERS

2



Total

110

Road traffic crashes.

Road Transport Data - Q4 2017

KWARA STATE



VEHICLE PLATE NUMBER PRODUCTION



Total Production

17



Total Registration

956

NATIONAL DRIVER LICENSE PRODUCTION

TOTAL
Q4, 2017
PRODUCTION



3,133

ROAD TRAFFIC CASHES



Fatal

21



Serious

24



Minor

4



Total Cases

49



Number Injured

172



Number Killed

38



Total Casualty

210



People Involved

325



Speed Violation

24



Use of Phone While Driving

0



Tyre Burst

1



Loss of Control

11



Mechanically Deficient Vehicle

1



Wrongful Overtaking

2



Brake Failure

5



Overloading

0



Dangerous Overtaking

5



Worn Out Tyre

2



Dangerous Driving

6



Bad Road

0



Route Violation

1



OBS

1



Sleeping on Steering

0



Driving Under Alcohol/Drug Influence

0



Road Obstruction Violation

0



Poor Weather

0



Fatigue

0



Sign Light Violation

1



OTHERS

1



Total

61

Road traffic crashes

Road Transport Data - Q4 2017

LAGOS STATE



VEHICLE PLATE NUMBER PRODUCTION



Total Production
42767



Total Registration
704

NATIONAL DRIVER LICENSE PRODUCTION

TOTAL
Q4, 2017
PRODUCTION



57,945

ROAD TRAFFIC CASHES



Fatal

15



Serious

45



Minor

18



Total Cases

78



Number Injured

162



Number Killed

27



Total Casualty

189



People Involved

531



Road Transport Data - Q4 2017

NASARAWA STATE



VEHICLE PLATE NUMBER PRODUCTION



Total Production

12



Total Registration

303

NATIONAL DRIVER LICENSE PRODUCTION

TOTAL
Q4, 2017
PRODUCTION



2,860

ROAD TRAFFIC CASHES



Fatal

33



Serious

30



Minor

74



Total Cases

137



Number Injured

472



Number Killed

65



Total Casualty

537



People Involved

838

CAUSATIVE FACTORS OF ROAD TRAFFIC CRASHES



Speed Violation

66



Use of Phone While Driving

0



Tyre Burst

10



Loss of Control

0



Mechanically Deficient Vehicle

0



Wrongful Overtaking

13



Brake Failure

9



Overloading

1



Dangerous Overtaking

8



Worn Out Tyre

0



Dangerous Driving

29



Bad Road

4



Route Violation

5



OBS

1



Sleeping on Steering

0



Driving Under Alcohol/Drug Influence

2



Road Obstruction Violation

0



Poor Weather

0




Fatigue

1




Sign Light Violation

2



OTHERS

11



Road Transport Data - Q4 2017

NIGER STATE



VEHICLE PLATE NUMBER PRODUCTION



Total Production
5524



Total Registration
266

NATIONAL DRIVER LICENSE PRODUCTION

TOTAL
Q4, 2017
PRODUCTION



2,011

ROAD TRAFFIC CASHES



Fatal

28



Serious

75



Minor

3



Total Cases

106



Number Injured

325



Number Killed

52



Total Casualty

377



People Involved

725

NIGER STATE

CAUSATIVE FACTORS OF ROAD TRAFFIC CRASHES



Road Transport Data - Q4 2017

OGUN STATE



VEHICLE PLATE NUMBER PRODUCTION



Total Production
10020



Total Registration
265

NATIONAL DRIVER LICENSE PRODUCTION

TOTAL
Q4, 2017
PRODUCTION



10,563

ROAD TRAFFIC CASHES



Fatal

40



Serious

46



Minor

11



Total Cases

97



Number Injured

291



Number Killed

71



Total Casualty

362



People Involved

882

OGUN STATE

CAUSATIVE FACTORS OF ROAD TRAFFIC CRASHES



Speed Violation

43



Use of Phone While Driving

0



Tyre Burst

10



Loss of Control

0



Mechanically Deficient Vehicle

10



Wrongful Overtaking

4



Brake Failure

18



Overloading

2



Dangerous Overtaking

0



Worn Out Tyre

0



Dangerous Driving

6




Bad Road

0



Route Violation

5



OBS

2



Sleeping on Steering

0



Driving Under Alcohol/Drug Influence

0



Road Obstruction Violation

0



Poor Weather

0



Fatigue

0



Sign Light Violation

2



OTHERS

0



Total

102

Road traffic crashes

Road Transport Data - Q4 2017

ONDO STATE



VEHICLE PLATE NUMBER PRODUCTION



Total Production

25



Total Registration

334

NATIONAL DRIVER LICENSE PRODUCTION

TOTAL
Q4, 2017
PRODUCTION



4,125

ROAD TRAFFIC CASHES



Fatal

25



Serious

65



Minor

13



Total Cases

103



Number Injured

220



Number Killed

38



Total Casualty

258



People Involved

611

ONDO STATE

CAUSATIVE FACTORS OF ROAD TRAFFIC CRASHES



Speed Violation

57



Use of Phone While Driving

1



Tyre Burst

8



Loss of Control

0



Mechanically Deficient Vehicle

11



Wrongful Overtaking

4



Brake Failure

5



Overloading

1



Dangerous Overtaking

2



Worn Out Tyre

2



Dangerous Driving

8



Bad Road

2



Route Violation

2



OBS

0



Sleeping on Steering

1



Driving Under Alcohol/Drug Influence

0



Road Obstruction Violation

0



Poor Weather

0



Fatigue

0



Sign Light Violation

0



OTHERS

0



Total

104

Road traffic crashes

Road Transport Data - Q4 2017

OSUN STATE



VEHICLE PLATE NUMBER PRODUCTION



Total Production

28



Total Registration

385

NATIONAL DRIVER LICENSE PRODUCTION

TOTAL
Q4, 2017
PRODUCTION



3,487

ROAD TRAFFIC CASHES



Fatal

18



Serious

25



Minor

1



Total Cases

44



Number Injured

206



Number Killed

23



Total Casualty

229



People Involved

367

OSUN STATE

CAUSATIVE FACTORS OF ROAD TRAFFIC CRASHES



Speed Violation

24



Use of Phone While Driving

0



Tyre Burst

14



Loss of Control

0



Mechanically Deficient Vehicle

3



Wrongful Overtaking

4



Brake Failure

3



Overloading

0



Dangerous Overtaking

0



Worn Out Tyre

0



Dangerous Driving

2




Bad Road

0



Route Violation

1



OBS

0



Sleeping on Steering

2



Driving Under Alcohol/Drug Influence

1



Road Obstruction Violation

1



Poor Weather

0



Fatigue

1



Sign Light Violation

0



OTHERS

0



Total

56

Road traffic crashes

Road Transport Data - Q4 2017

OYO STATE



VEHICLE PLATE NUMBER PRODUCTION



Total Production

40



Total Registration

288

NATIONAL DRIVER LICENSE PRODUCTION

TOTAL
Q4, 2017
PRODUCTION



11,899

ROAD TRAFFIC CASHES



Fatal

27



Serious

51



Minor

6



Total Cases

84



Number Injured

295



Number Killed

62



Total Casualty

357



People Involved

754

OYO STATE

CAUSATIVE FACTORS OF ROAD TRAFFIC CRASHES



Speed Violation

46



Use of Phone While Driving

0



Tyre Burst

1



Loss of Control

1



Mechanically Deficient Vehicle

19



Wrongful Overtaking

21



Brake Failure

3



Overloading

2



Dangerous Overtaking

0



Worn Out Tyre

0



Dangerous Driving

9




Bad Road

1



Route Violation

1



OBS

2



Sleeping on Steering

1



Driving Under Alcohol/Drug Influence

0



Road Obstruction Violation

0



Poor Weather

0



Fatigue

2



Sign Light Violation

0



OTHERS

0



Total

109

Road traffic crashes

Road Transport Data - Q4 2017

PLATEAU STATE



VEHICLE PLATE NUMBER PRODUCTION



Total Production

18



Total Registration

782

NATIONAL DRIVER LICENSE PRODUCTION

TOTAL
Q4, 2017
PRODUCTION



4,201

ROAD TRAFFIC CASHES



Fatal

8



Serious

14



Minor

25



Total Cases

47



Number Injured

168



Number Killed

10



Total Casualty

178



People Involved

311



Road Transport Data - Q4 2017

RIVERS STATE



VEHICLE PLATE NUMBER PRODUCTION



Total Production

29



Total Registration

479

NATIONAL DRIVER LICENSE PRODUCTION

TOTAL
Q4, 2017
PRODUCTION



11,969

ROAD TRAFFIC CASHES



Fatal

6



Serious

4



Minor

5



Total Cases

15



Number Injured

49



Number Killed

15



Total Casualty

64



People Involved

125



Speed Violation

10



Use of Phone While Driving

0



Tyre Burst

0



Loss of Control

2



Mechanically Deficient Vehicle

2



Wrongful Overtaking

0



Brake Failure

1



Overloading

0



Dangerous Overtaking

0



Worn Out Tyre

0



Dangerous Driving

1



Bad Road

0



Route Violation

0



OBS

0



Sleeping on Steering

1



Driving Under Alcohol/Drug Influence

0



Road Obstruction Violation

0



Poor Weather

0



Fatigue

0



Sign Light Violation

0



OTHERS

0



Total

17

Road traffic crashes

Road Transport Data - Q4 2017

SOKOTO STATE



VEHICLE PLATE NUMBER PRODUCTION



Total Production
560



Total Registration
608

NATIONAL DRIVER LICENSE PRODUCTION

TOTAL
Q4, 2017
PRODUCTION



998

ROAD TRAFFIC CASHES



Fatal

9



Serious

20



Minor



Total Cases

29



Number Injured

131



Number Killed

47



Total Casualty

178



People Involved

183



Speed Violation

11



Use of Phone While Driving

0



Tyre Burst

1



Loss of Control

10



Mechanically Deficient Vehicle

0



Wrongful Overtaking

0



Brake Failure

1



Overloading

1



Dangerous Overtaking

2



Worn Out Tyre

1



Dangerous Driving

2



Bad Road

1



Route Violation

2



OBS

0



Sleeping on Steering

5



Driving Under Alcohol/Drug Influence

0



Road Obstruction Violation

0



Poor Weather

0



Fatigue

0



Sign Light Violation

0



OTHERS

0



Total

32

Road traffic crashes

Road Transport Data - Q4 2017

TARABA STATE



VEHICLE PLATE NUMBER PRODUCTION



Total Production
2813



Total Registration
251

NATIONAL DRIVER LICENSE PRODUCTION

TOTAL
Q4, 2017
PRODUCTION



831

ROAD TRAFFIC CASHES



Fatal

15



Serious

29



Minor



Total Cases

44



Number Injured

167



Number Killed

37



Total Casualty

204



People Involved

298

TARABA STATE

CAUSATIVE FACTORS OF ROAD TRAFFIC CRASHES



Speed Violation

3



Use of Phone While Driving

1



Tyre Burst

0



Loss of Control

9



Mechanically Deficient Vehicle

1



Wrongful Overtaking

5



Brake Failure

1



Overloading

0



Dangerous Overtaking

0



Worn Out Tyre

4



Dangerous Driving

16




Bad Road

1



Route Violation

1



OBS

1



Sleeping on Steering

15



Driving Under Alcohol/Drug Influence

1



Road Obstruction Violation

0



Poor Weather

0



Fatigue

0



Sign Light Violation

0



OTHERS

0



Total

59

Road traffic crashes

Road Transport Data - Q4 2017

YOBE STATE



VEHICLE PLATE NUMBER PRODUCTION



Total Production

18



Total Registration

195

NATIONAL DRIVER LICENSE PRODUCTION

TOTAL
Q4, 2017
PRODUCTION



868

ROAD TRAFFIC CASHES



Fatal

14



Serious

7



Minor

2



Total Cases

23



Number Injured

106



Number Killed

36



Total Casualty

142



People Involved

216

YOBE STATE

CAUSATIVE FACTORS OF ROAD TRAFFIC CRASHES



Speed Violation

7



Use of Phone While Driving

0



Tyre Burst

7



Loss of Control

1



Mechanically Deficient Vehicle

2



Wrongful Overtaking

1



Brake Failure

0



Overloading

0



Dangerous Overtaking

3



Worn Out Tyre

1



Dangerous Driving

1




Bad Road

1



Route Violation

0



OBS

1



Sleeping on Steering

0



Driving Under Alcohol/Drug Influence

0



Road Obstruction Violation

0



Poor Weather

0



Fatigue

0



Sign Light Violation

2



OTHERS

0



Total

27

Road traffic crashes

Road Transport Data - Q4 2017

ZAMFARA STATE



VEHICLE PLATE NUMBER PRODUCTION



Total Production

10



Total Registration

124

NATIONAL DRIVER LICENSE PRODUCTION

TOTAL
Q4, 2017
PRODUCTION



421

ROAD TRAFFIC CASHES



Fatal

3



Serious

4



Minor



Total Cases

7



Number Injured

56



Number Killed

12



Total Casualty

68



People Involved

90

ZAMFARA STATE CAUSATIVE FACTORS OF ROAD TRAFFIC CRASHES



Speed Violation

2



Use of Phone While Driving

0



Tyre Burst

1



Loss of Control

0



Mechanically Deficient Vehicle

0



Wrongful Overtaking

0



Brake Failure

0



Overloading

1



Dangerous Overtaking

0



Worn Out Tyre

0



Dangerous Driving

0




Bad Road

0



Route Violation

2



OBS

0



Sleeping on Steering

0




Driving Under Alcohol/Drug Influence

0



Road Obstruction Violation

0



Poor Weather

0



Fatigue

0




Sign Light Violation

0



OTHERS

2



Road Transport Data - Q4 2017



TOTAL STATE

VEHICLE PLATE NUMBER PRODUCTION



Total Production
94,676



Total Registration
37,562

NATIONAL DRIVER LICENSE PRODUCTION

TOTAL
Q4, 2017
PRODUCTION



200,565

ROAD TRAFFIC CASHES



Fatal

675



Serious

1,234



Minor

289



Total Cases

2,198



Number Injured

7,349



Number Killed

1,306



Total Casualty

8,655



People Involved

15,696

TOTAL STATE

CAUSATIVE FACTORS OF ROAD TRAFFIC CRASHES



Speed Violation

1,122



Use of Phone While Driving

4



Tyre Burst

137



Loss of Control

251



Mechanically Deficient Vehicle

96



Wrongful Overtaking

130



Brake Failure

147



Overloading

17



Dangerous Overtaking

39



Worn Out Tyre

54



Dangerous Driving

200



Bad Road

25



Route Violation

100



OBS

46



Sleeping on Steering

22



Driving Under Alcohol/Drug Influence

14



Road Obstruction Violation

8



Poor Weather

1



Fatigue

17



Sign Light Violation

26



OTHERS

33



Total

2,489

Road traffic crashes

Road Transport Data - Q4 2017

Sex Distribution of Persons Injured In Road Traffic Crashes



MALE ADULT



FREQUENCY

5,088

PERCENTAGE

69%

FEMALE ADULT



FREQUENCY

1,767

PERCENTAGE

24%



MALE CHILD



FREQUENCY

278

PERCENTAGE

4%

FEMALE CHILD



FREQUENCY

216

PERCENTAGE

3%



Total

FREQUENCY

7,349

Road Transport Data - Q4 2017

Sex Distribution of Persons Killed In Road Traffic Crashes



MALE ADULT



FREQUENCY

955

PERCENTAGE

73%

FEMALE ADULT



FREQUENCY

245

PERCENTAGE

19%



MALE CHILD



FREQUENCY

64

PERCENTAGE

5%

FEMALE CHILD



FREQUENCY

42

PERCENTAGE

3%



Total

FREQUENCY

1,306

Road Transport Data - Q4 2017

Number of Vehicles Involved In Road Traffic Crashes



VEHICLES INVOLVED



Bicycle

6



Motorcycle

687




Tricycle

80




Car

1,157



Suv(jeep)

107



Van

6



Minibus

710




Luxury Bus

17



Pick-up

103



Truck

412




Tanker

56



Trailer

137



Others

17

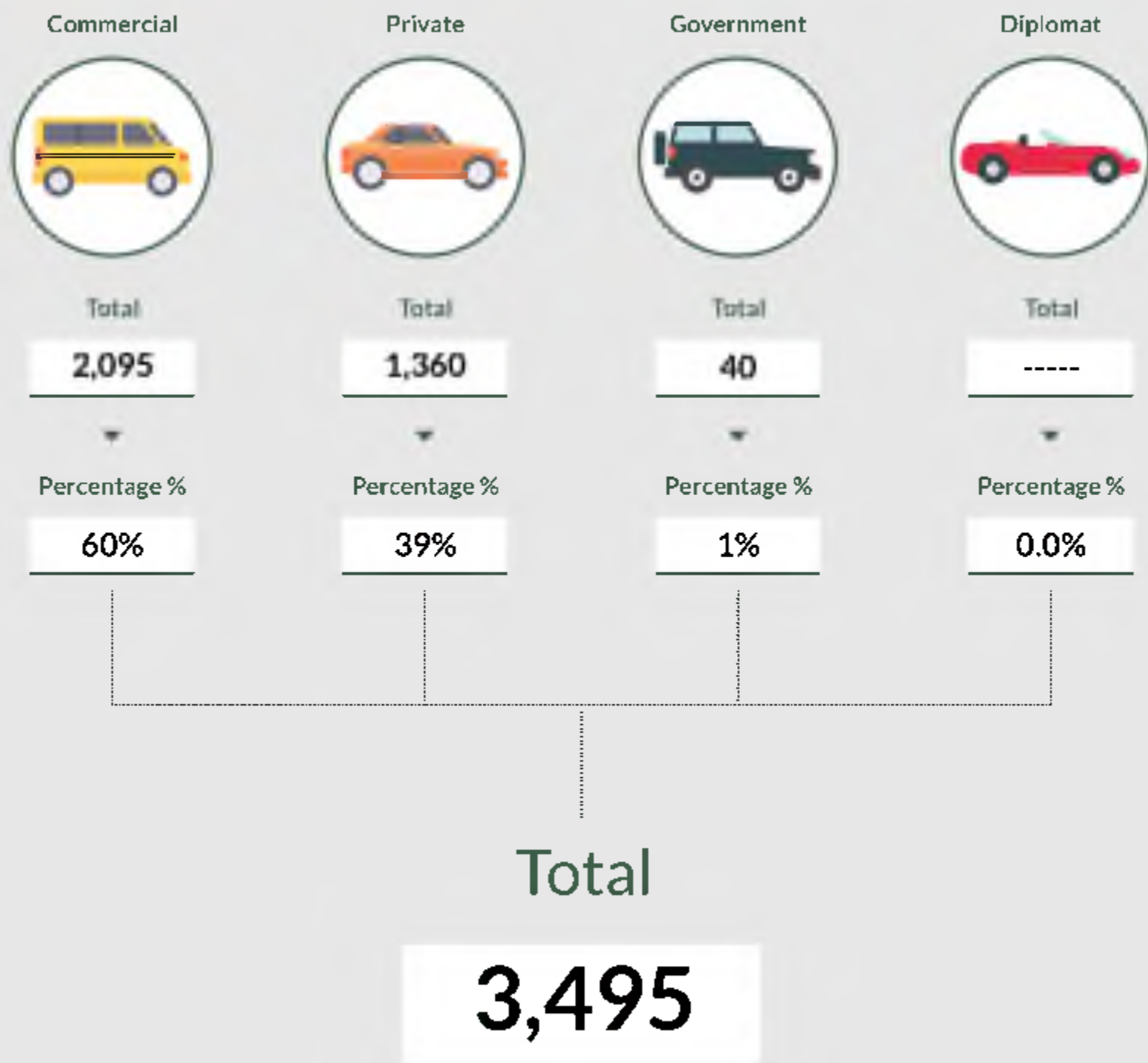


Total

3,495

Road Transport Data - Q4 2017

Category of Vehicle Involved In Road Traffic Crashes



Methodology

Data is supplied administratively by the Federal Road Safety Corps (FRSC) and verified and validated by the National Bureau of Statistics, Nigeria (NBS).

Appendix

ROAD TRAFFIC CRASHES ON STATE BASIS (4TH QUARTER 2017)

STATE	FATAL	SERIOUS	MINOR	TOTAL CASES	NUMBER INJURED	NUMBER KILLED	TOTAL CASUALTY	PEOPLE INVOLVED
Abia	3	6	2	11	36	4	40	74
Adamawa	2	24	1	27	88	5	93	161
Akwa Ibom	6	15	2	23	58	11	69	138
Anambra	14	30	8	52	129	27	156	311
Bauchi	26	71	-	97	443	38	481	754
Bayelsa	5	11	-	16	31	7	38	74
Benue	28	20	39	87	262	48	310	461
Borno	3	1	1	5	30	5	35	44
Cross River	2	4	1	7	10	3	13	17
Delta	8	6	-	14	78	11	89	123
Ebonyi	22	36	27	75	171	31	202	518
Edo	26	30	4	60	286	39	325	697
Ekiti	4	8	1	13	47	5	52	125
Enugu	14	18	6	38	95	27	122	334
Gombe	16	45	-	61	210	30	240	364
Imo	9	14	3	26	84	30	114	223
Jigawa	54	30	-	84	246	103	349	458
Kaduna	48	101	4	153	558	94	652	1,116
Kano	35	46	-	81	440	67	507	699
Katsina	13	46	-	59	241	28	269	375
Kebbi	7	32	-	39	99	17	116	168
Kogi	33	60	9	102	438	89	527	1,013
Kwara	21	24	4	49	172	38	210	325
Lagos	15	45	18	78	162	27	189	531
Nasarawa	33	30	74	137	472	65	537	838
Niger	28	75	3	106	325	52	377	725
Ogun	40	46	11	97	291	71	362	822
Ondo	25	65	13	103	220	38	258	611
Osun	18	25	1	44	206	23	229	367
Oyo	27	51	6	84	295	62	357	754
Plateau	8	14	25	47	168	10	178	311
Rivers	6	4	5	15	49	15	64	125
Sokoto	9	20	-	29	131	47	178	183
Taraba	15	29	-	44	167	37	204	298
Yobe	14	7	2	23	106	36	142	216
Zamfara	3	4	-	7	56	12	68	90
FCT	35	141	29	205	449	54	503	1,253
Total	675	1,234	289	2,198	7,349	1,306	8,655	15,696

Appendix

SEX DISTRIBUTION OF PERSONS INJURED IN RTC (4TH QUARTER 2017)

SEX	Persons Injured	
	Frequency	Percentage
MALE ADULT	5,088	69%
FEMALE ADULT	1,767	24%
MALE CHILD	278	4%
FEMALE CHILD	216	3%
Total	7,349	100%

SEX DISTRIBUTION OF PERSONS KILLED IN RTC (4TH QUARTER 2017)

SEX	Persons Killed	
	Frequency	Percentage
MALE ADULT	955	73%
FEMALE ADULT	245	19%
MALE CHILD	64	5%
FEMALE CHILD	42	3%
Total	1,306	100%

NUMBER OF VEHICLES INVOLVED IN ROAD TRAFFIC CRASHES (4TH QUARTER 2017)

4 TH QUARTER 2017	VEHICLE INVOLVED													TOTAL
	BICYCLE	MOTORCYCLE	TRICYCLE	CAR	SUV (JEEP)	VAN	MINIBUS	LUXURY BUS	PICK-UP	TRUCK	TANKER	TRAILER	OTHERS	
	6	687	80	1,457	107	6	710	17	103	412	56	137	17	3,495

CATEGORY OF VEHICLES INVOLVED IN ROAD TRAFFIC CRASHES (4TH QUARTER 2017)

4 TH QUARTER 2017	VEHICLE CATEGORY				TOTAL
	PRIVATE	COMMERCIAL	GOVERNMENT	DIPLOMAT	
TOTAL	1,360	2,095	40	0	3,495
PERCENTAGE	39%	60%	1%	0%	100%

Appendix

NATIONAL DRIVER LICENSE PRODUCTION ON STATE BASIS (4TH QUARTER 2017)

S/N	STATE	4 TH QUARTER
1	Abia	4,760
2	Acamawa	1,410
3	Akwa-Ibom	3,292
4	Anambra	6,988
5	Bauchi	2,092
6	Bayelsa	3,735
7	Benue	1,658
8	Burno	1,952
9	Cross-River	1,707
10	Delta	9,294
11	Ebonyi	1,924
12	Edo	8,024
13	Ekiti	1,129
14	Enugu	5,972
16	Gombe	1,652
17	Imo	3,646
18	Jigawa	557
19	Kaduna	8,696
20	Kano	5,127
21	Katsina	1,846
22	Kebbi	542
23	Kogi	1,399
24	Kwara	3,133
25	Lagos	57,945
26	Nasarawa	2,860
27	Niger	2,011
28	Ogun	10,563
29	Ondo	4,125
30	Osun	3,487
31	Oyo	11,899
32	Plateau	4,201
33	Rivers	11,969
34	Sokoto	998
35	Taraba	831
36	Yobe	868
37	Zamfara	421
15	FCT	21,543
Total		214,256

CAUSATIVE FACTORS OF ROAD TRAFFIC CRASHES (4TH QUARTER 2017)

STATE	Speed Violation of Phone While Driving			Tire Burst	Loss of Control	Humanly Deficient Vehicle	Poor Visibility	Overloading	Brake Failure	Overloading	Dangerous Overtaking	Worn Out Tyres	Narrow Road	Traffic Violation	OBSSESSIVE DRIVING	Steering	Improper Lane Change	Alcohol/Drug	Bad Weather	Obstruction	Mud	Poor Weather	Fatigue	Speed Limit Violation	OTHERS	TOTAL
	SPZ	HPD	TST																							
Abia	0	0	0	0	0	0	0	0	0	0	0	0	0	0	0	0	0	0	0	0	0	0	0	0	0	
Adamawa	0	0	0	0	0	0	0	0	0	0	0	0	0	0	0	0	0	0	0	0	0	0	0	0	0	
Ado Ekiti	0	0	0	0	0	0	0	0	0	0	0	0	0	0	0	0	0	0	0	0	0	0	0	0	0	
Akwa Ibom	0	0	0	0	0	0	0	0	0	0	0	0	0	0	0	0	0	0	0	0	0	0	0	0	0	
Anambra	0	0	0	0	0	0	0	0	0	0	0	0	0	0	0	0	0	0	0	0	0	0	0	0	0	
Bayelsa	0	0	0	0	0	0	0	0	0	0	0	0	0	0	0	0	0	0	0	0	0	0	0	0	0	
Benue	0	0	0	0	0	0	0	0	0	0	0	0	0	0	0	0	0	0	0	0	0	0	0	0	0	
Borno	0	0	0	0	0	0	0	0	0	0	0	0	0	0	0	0	0	0	0	0	0	0	0	0	0	
Cross River	0	0	0	0	0	0	0	0	0	0	0	0	0	0	0	0	0	0	0	0	0	0	0	0	0	
Delta	0	0	0	0	0	0	0	0	0	0	0	0	0	0	0	0	0	0	0	0	0	0	0	0	0	
FCT	0	0	0	0	0	0	0	0	0	0	0	0	0	0	0	0	0	0	0	0	0	0	0	0	0	
Gombe	0	0	0	0	0	0	0	0	0	0	0	0	0	0	0	0	0	0	0	0	0	0	0	0	0	
Imo	0	0	0	0	0	0	0	0	0	0	0	0	0	0	0	0	0	0	0	0	0	0	0	0	0	
Jigawa	0	0	0	0	0	0	0	0	0	0	0	0	0	0	0	0	0	0	0	0	0	0	0	0	0	
Kaduna	0	0	0	0	0	0	0	0	0	0	0	0	0	0	0	0	0	0	0	0	0	0	0	0	0	
Kano	0	0	0	0	0	0	0	0	0	0	0	0	0	0	0	0	0	0	0	0	0	0	0	0	0	
Katsina	0	0	0	0	0	0	0	0	0	0	0	0	0	0	0	0	0	0	0	0	0	0	0	0	0	
Kebbi	0	0	0	0	0	0	0	0	0	0	0	0	0	0	0	0	0	0	0	0	0	0	0	0	0	
Kogi	0	0	0	0	0	0	0	0	0	0	0	0	0	0	0	0	0	0	0	0	0	0	0	0	0	
Kwara	0	0	0	0	0	0	0	0	0	0	0	0	0	0	0	0	0	0	0	0	0	0	0	0	0	
Lagos	0	0	0	0	0	0	0	0	0	0	0	0	0	0	0	0	0	0	0	0	0	0	0	0	0	
Niger	0	0	0	0	0	0	0	0	0	0	0	0	0	0	0	0	0	0	0	0	0	0	0	0	0	
Nigeria	0	0	0	0	0	0	0	0	0	0	0	0	0	0	0	0	0	0	0	0	0	0	0	0	0	
Ogun	0	0	0	0	0	0	0	0	0	0	0	0	0	0	0	0	0	0	0	0	0	0	0	0	0	
Ondo	0	0	0	0	0	0	0	0	0	0	0	0	0	0	0	0	0	0	0	0	0	0	0	0	0	
Osun	0	0	0	0	0	0	0	0	0	0	0	0	0	0	0	0	0	0	0	0	0	0	0	0	0	
Plateau	0	0	0	0	0	0	0	0	0	0	0	0	0	0	0	0	0	0	0	0	0	0	0	0	0	
Rivers	0	0	0	0	0	0	0	0	0	0	0	0	0	0	0	0	0	0	0	0	0	0	0	0	0	
Sokoto	0	0	0	0	0	0	0	0	0	0	0	0	0	0	0	0	0	0	0	0	0	0	0	0	0	
Taraba	0	0	0	0	0	0	0	0	0	0	0	0	0	0	0	0	0	0	0	0	0	0	0	0	0	
Yobe	0	0	0	0	0	0	0	0	0	0	0	0	0	0	0	0	0	0	0	0	0	0	0	0	0	
Zamfara	0	0	0	0	0	0	0	0	0	0	0	0	0	0	0	0	0	0	0	0	0	0	0	0	0	
TOTAL	0	0	0	0	0	0	0	0	0	0	0	0	0	0	0	0	0	0	0	0	0	0	0	0	0	

Estimated Vehicle Population in Nigeria

	Q4 2017	
PRIVATE	4,682,309	40.42
COMMERCIAL	6,756,372	58.33
GOVERNMENT	138,761	1.20
DIPLOMATIC	5,889	0.05
TOTAL	11,583,331.00	100.00

Road Transport Data - Q4 2017

NUMBER PLATE PRODUCED VS REGISTERED SUMMARY BETWEEN 01-Oct-2017 AND 31-Dec-2017 FOR REGULAR PLATE NUMBER

S/N	State	CMC PRODUCTION	CMC REGISTRATION	CMV PRODUCTION	CMV REGISTRATION	PMC PRODUCTION	PMC REGISTRATION	PMV PRODUCTION	PMV REGISTRATION	Total PRODUCTION	Total REGISTRATION
1	ABIA	1	11	1	201	4	11	7	417	14	717
2	ADAMAWA	3	45	2	74	7	11	15	219	27	350
3	AKWA IBOM	5	11	2	108	7	11	18	261	54	389
4	ANAMBRA	5	9	7	1357	4	4	14	1730	30	4100
5	BAUCHI	2	12	1	32	6	101	11	68	20	253
6	BAYELSA	1754	0	2	45	2	0	404	1177	1601	1166
7	BENUE	1	3	5	34	5	24	19	258	30	319
8	BORNO	4	0	9	58	8	0	12	185	58	223
9	CROSS RIVER	7	11	7	69	7	11	4	451	16	470
10	DELTA	3	0	3	687	10	0	12	2557	28	3244
11	EBONYI	7	11	4	247	5	11	7	466	18	714
12	EDO	253	0	1001	701	753	0	4005	2662	6012	4362
13	EKITI	4	115	0	111	2	180	7	439	14	875
14	ENUGU	5	5	501	420	6	9	1004	1149	1516	1562
15	FCT	2	0	3	375	4	0	15057	6656	15056	6981
16	GOMBE	2104	25	1	45	1107	52	154	171	4765	254
17	IMO	4	7	6	44	2	0	14	329	20	374
18	JIGAWA	302	20	106	246	81	25	307	122	888	413
19	KADUNA	4	7	1	112	9	0	205	724	278	838
20	KANO	209	14	4	130	211	4	1327	524	1753	772
21	KATSINA	5	3	7	110	12	14	15	463	42	509
22	KEBBI	2	13	151	69	604	142	311	185	1069	409
23	KOGI	7	1	3	58	4	0	12	235	26	294
24	KWARA	4	1	7	212	4	11	8	577	17	596
25	LAGOS	1308	1	5203	97	8	0	36248	506	42767	704
26	NASSARAWA	1	2	1	120	5	1	5	180	12	303
27	NIGER	3004	0	0	36	2001	0	519	230	5524	266
28	OGUN	10003	1	4	116	2	0	11	148	10020	265
29	ONDO	1	2	8	51	5	11	11	251	24	454
30	OSUN	2	0	4	119	10	0	12	200	28	385
31	OYO	8	11	2	75	11	97	14	116	40	288
32	PLATEAU	4	7	4	227	6	0	4	574	18	782
33	RIVERS	6	0	5	339	2	0	15	140	29	479
34	SOKOTO	44	14	7	59	96	257	423	278	560	608
35	TARABA	801	47	154	19	1604	122	259	53	2813	251
36	YOBE	3	14	3	54	7	0	5	147	18	205
37	ZAMFARA	2	11	1	34	2	11	5	60	10	174
	TOTAL	19,265	403	7,318	6,911	6,621	1,064	61,468	29,184	94,676	37,56

CMV COMMERCIAL MOTOR VEHICLE
PMV PRIVATE MOTOR VEHICLE
CMC COMMERCIAL MOTOR CYCLE
PMC PRIVATE MOTOR CYCLE

Acknowledgements/Contacts

Acknowledgements

We acknowledge the contributions of our strategic partner Federal Road Safety Corps (FRSC) and our technical partner, Proshare in the design, concept and production of this publication.





proshare


Contact Us

 @nigerianstat

 NBSNigeria

 www.nigerianstat.gov.ng

 **Head Office Address**
Plot 762, Independence Avenue, Central
Business District, FCT, Abuja Nigeria.

 +234 803 386 5388

 feedback@nigerianstat.gov.ng