



NATIONAL BUREAU OF STATISTICS

Pension Asset and Membership Data

(Q4 2017)

Report Date: February 2018

Data Source: National Bureau of Statistics / National Pension Commission

Contents

Executive Summary	1
Pension Asset and Membership Data Q4	
RSA Membership - Q4	
Public	2
Private	3
Total	4
Summary of Pension Fund Assets - Q4	
Approved Existing Scheme	5
Closed Pension Fund Administrators	7
RSA Active Fund	9
RSA Retiree Fund	11
Total Pension Fund Assets	13
Weight	15
Appendix	17
Methodology	18
Acknowledgment and Contact	19

Executive Summary

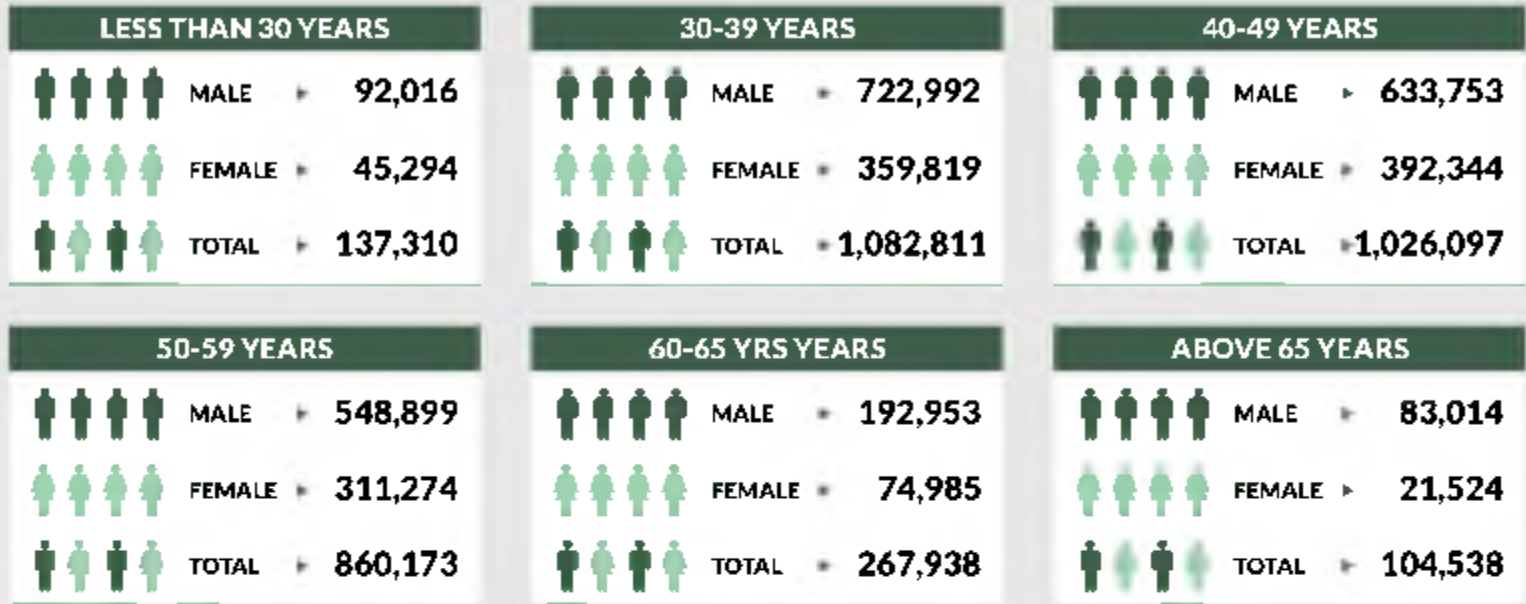
The Pension Asset and RSA Membership Data Q4 2017 reflected that 7,823,911 workers are registered under the pension scheme compared to 7,710,564 registered workers in Q3 2017 while the Pension Fund Asset under Management as at Q4 2017 stood at N7,515mln as against N7.164mln in Q3 2017.

FGN Bonds has the highest weight percentage of 53.81% of the total pension fund assets and closely followed by treasury bills with 15.68% weight and domestic ordinary Shares with 8.94% weight while agency bonds has the least with 0.08% weight.

Participants within the age distribution 30-39yrs have the highest percentage composition closely followed by participants within the age bracket of 40-49yrs and 50-59yrs while participants above 60years has the least percentage composition.



Public



TOTAL



MALE

2,273,627



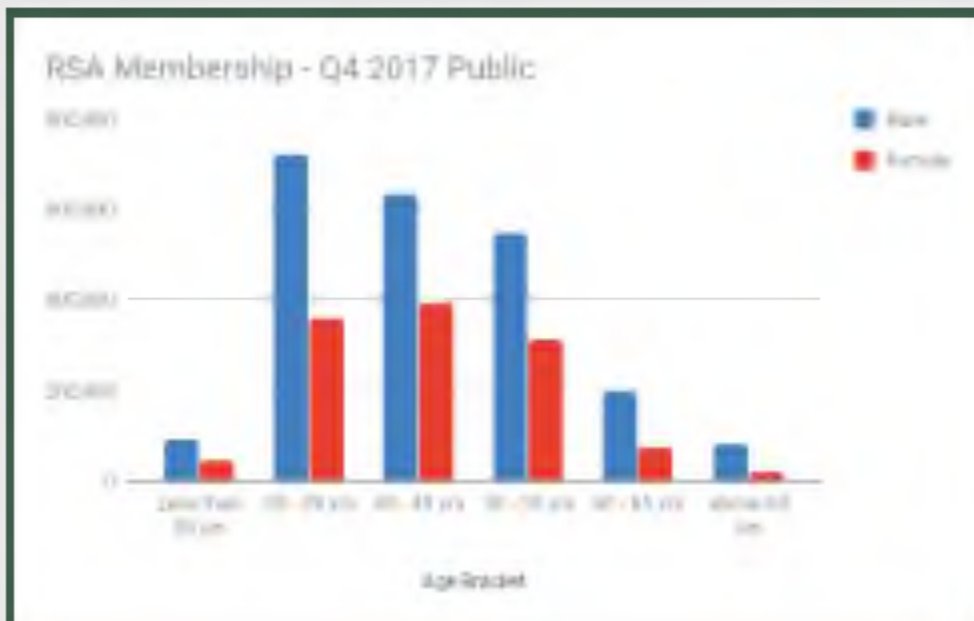
FEMALE

1,205,240



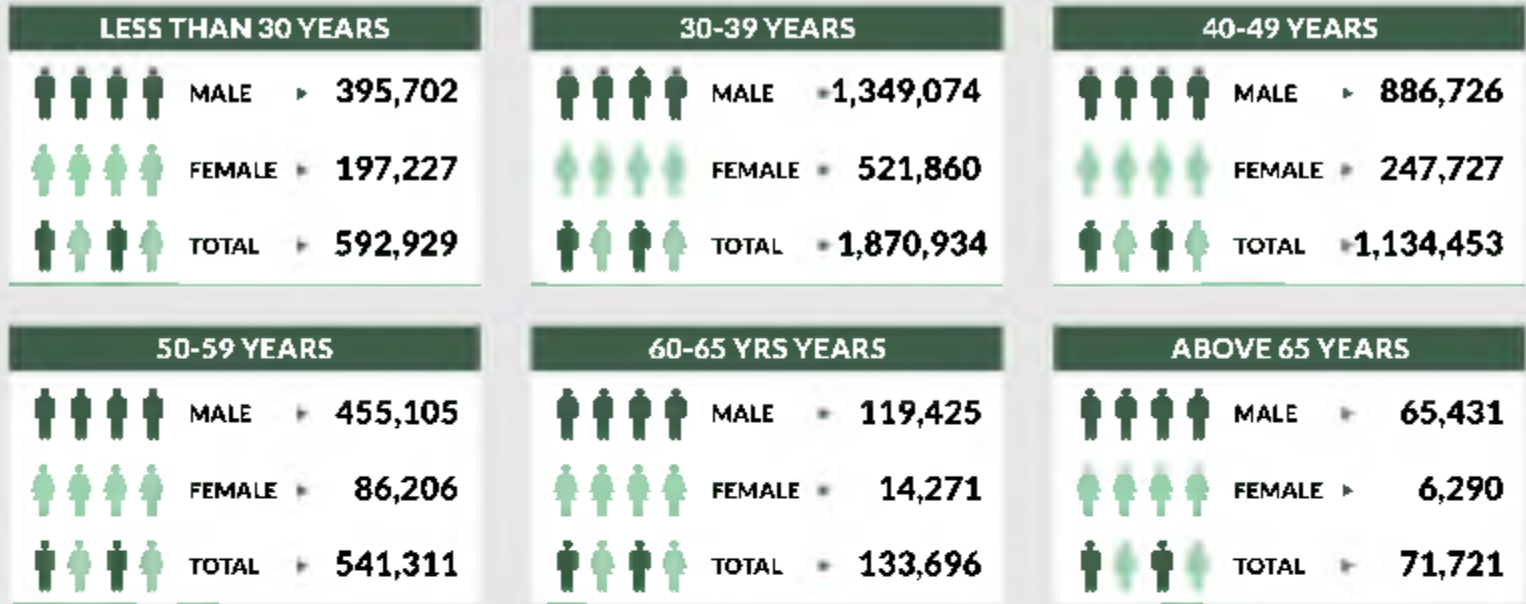
TOTAL

3,478,867





Private



TOTAL



MALE

3,271,463



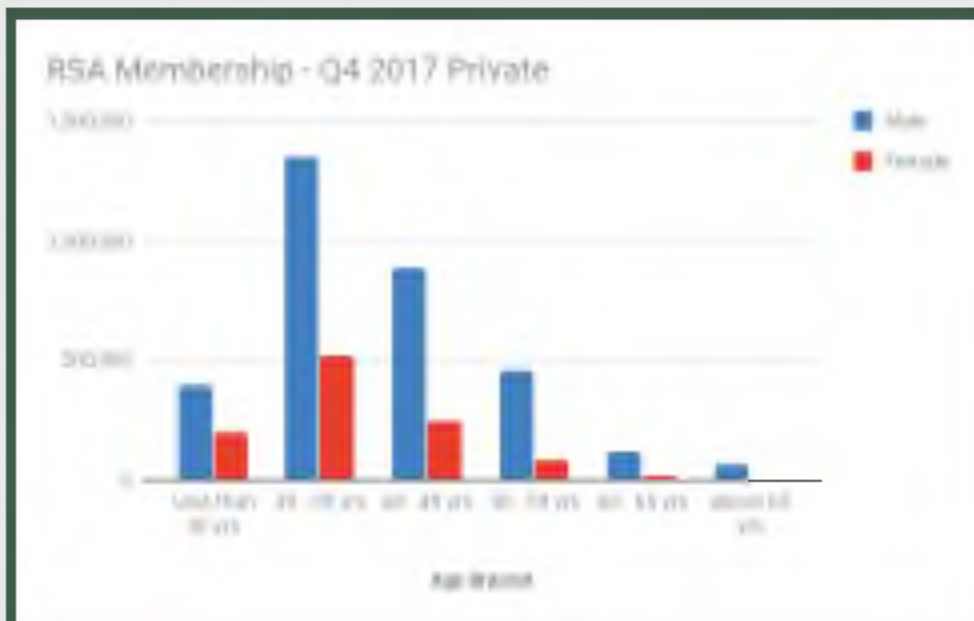
FEMALE

1,073,581



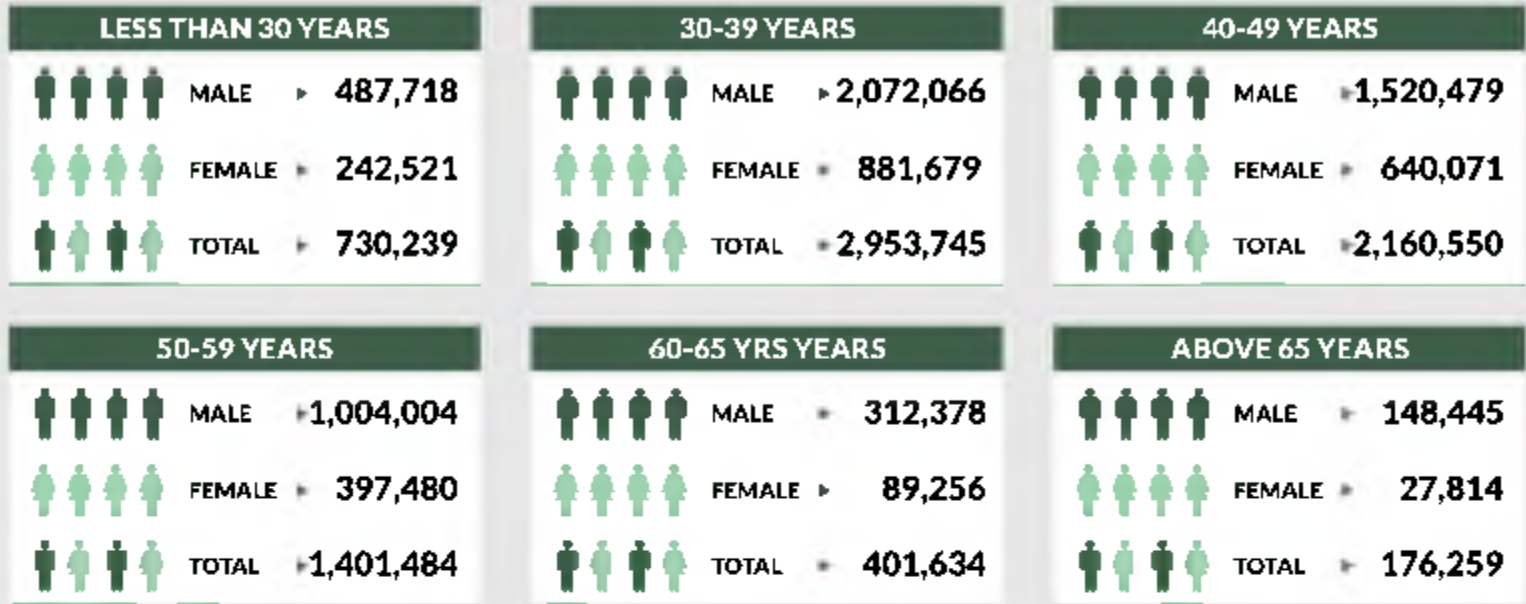
TOTAL

4,345,044





Total (Private and Public)



TOTAL



MALE

5,545,090



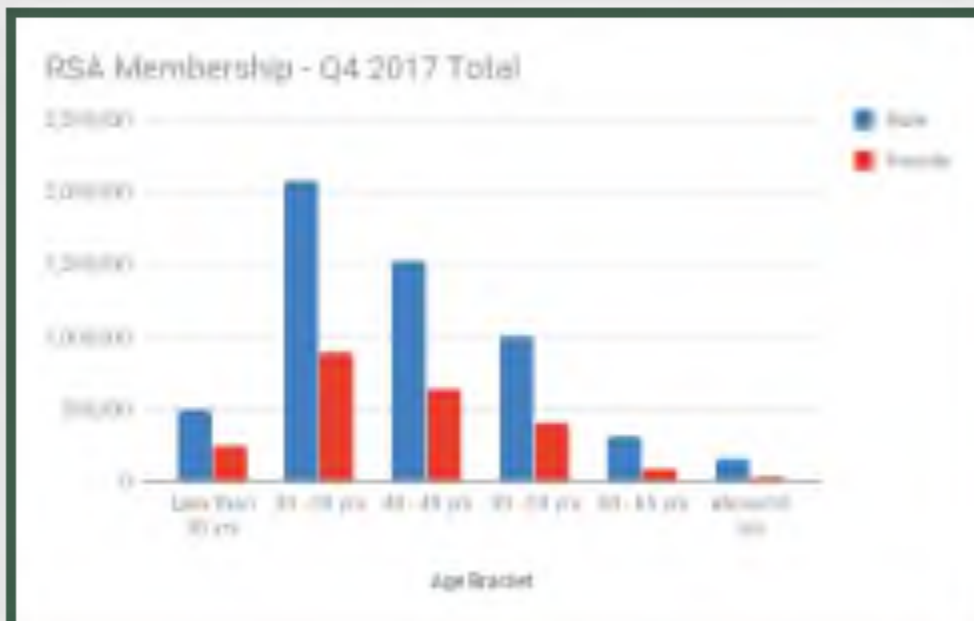
FEMALE

2,278,821



TOTAL

7,823,911



Pension Asset and Membership Data - Q4 2017

Summary of Pension Fund Assets – Q4 2017
AES - Approved Existing Scheme




ASSET CLASS (N' MILLION)

DOMESTIC ORDINARY SHARES

N93,010.46

FOREIGN ORDINARY SHARES

N0.00



CORPORATE DEBT SECURITIES

N27,372.72

CORPORATE BONDS

N26,938.14

CORPORATE INFRASTRUCTURE BONDS

N434.58

SUPRA-NATIONAL BONDS

N0.00

Pension Asset and Membership Data - Q4 2017

Summary of Pension Fund Assets – Q4 2017
AES - Approved Existing Scheme



LOCAL MONEY MARKET SECURITIES



N63,171.76

BANKS




N62,233.11

COMMERCIAL PAPERS



N938.65

FOREIGN MONEY MARKET SECURITIES



N0.00

MUTUAL FUNDS

N1,871.93



OPEN/CLOSE-END FUNDS

N1,871.84



REITs (Real Estate Investment Trust)

N0.09



REAL ESTATE PROPERTIES

N91,357.96



PRIVATE EQUITY FUND

N0.00



INFRASTRUCTURE FUND

N0.00



CASH & OTHER ASSETS

N2,811.62



**TOTAL PENSION
FUND ASSET**

N855,521.85

Pension Asset and Membership Data - Q4 2017

Summary of Pension Fund Assets – Q4 2017
CPFA -Closed Pension Fund Administrators




ASSET CLASS (N' MILLION)

DOMESTIC ORDINARY SHARES

N65,058.24

FOREIGN ORDINARY SHARES

N104,605.11



CORPORATE DEBT SECURITIES

N42,844.41

CORPORATE BONDS

N42,844.41

CORPORATE INFRASTRUCTURE BONDS


N0.00

SUPRA-NATIONAL BONDS

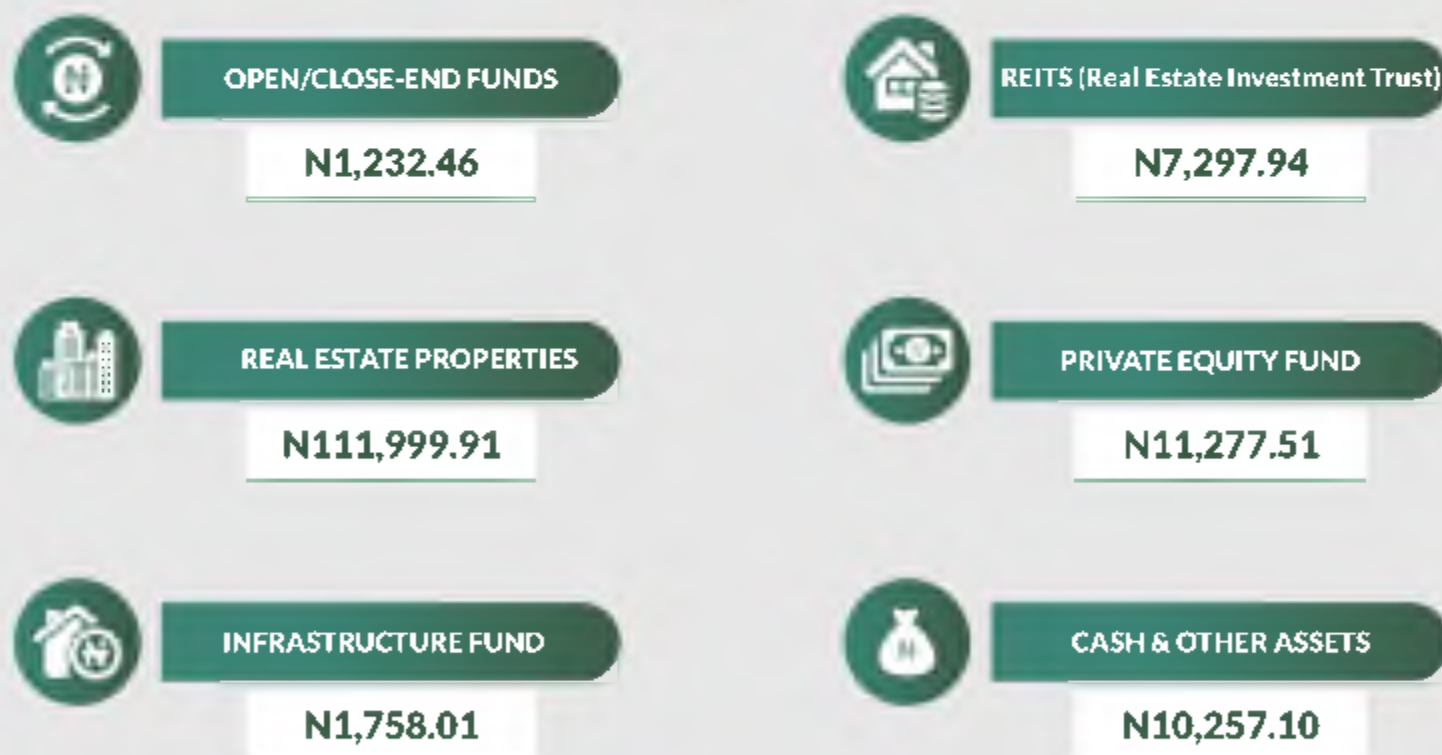
N2,260.89

Pension Asset and Membership Data - Q4 2017

Summary of Pension Fund Assets – Q4 2017
CPFA -Closed Pension Fund Administrators



MUTUAL FUNDS **N8,530.40**



TOTAL PENSION FUND ASSET

N1,051,708.66

Pension Asset and Membership Data - Q4 2017

Summary of Pension Fund Assets – Q4 2017
RSA Active Fund




ASSET CLASS (N' MILLION)

DOMESTIC ORDINARY SHARES

N509,907.70

FOREIGN ORDINARY SHARES

N0.00



CORPORATE DEBT SECURITIES

N160,133.20

CORPORATE BONDS

N155,491.15

CORPORATE INFRASTRUCTURE BONDS


N4,642.05

SUPRA-NATIONAL BONDS

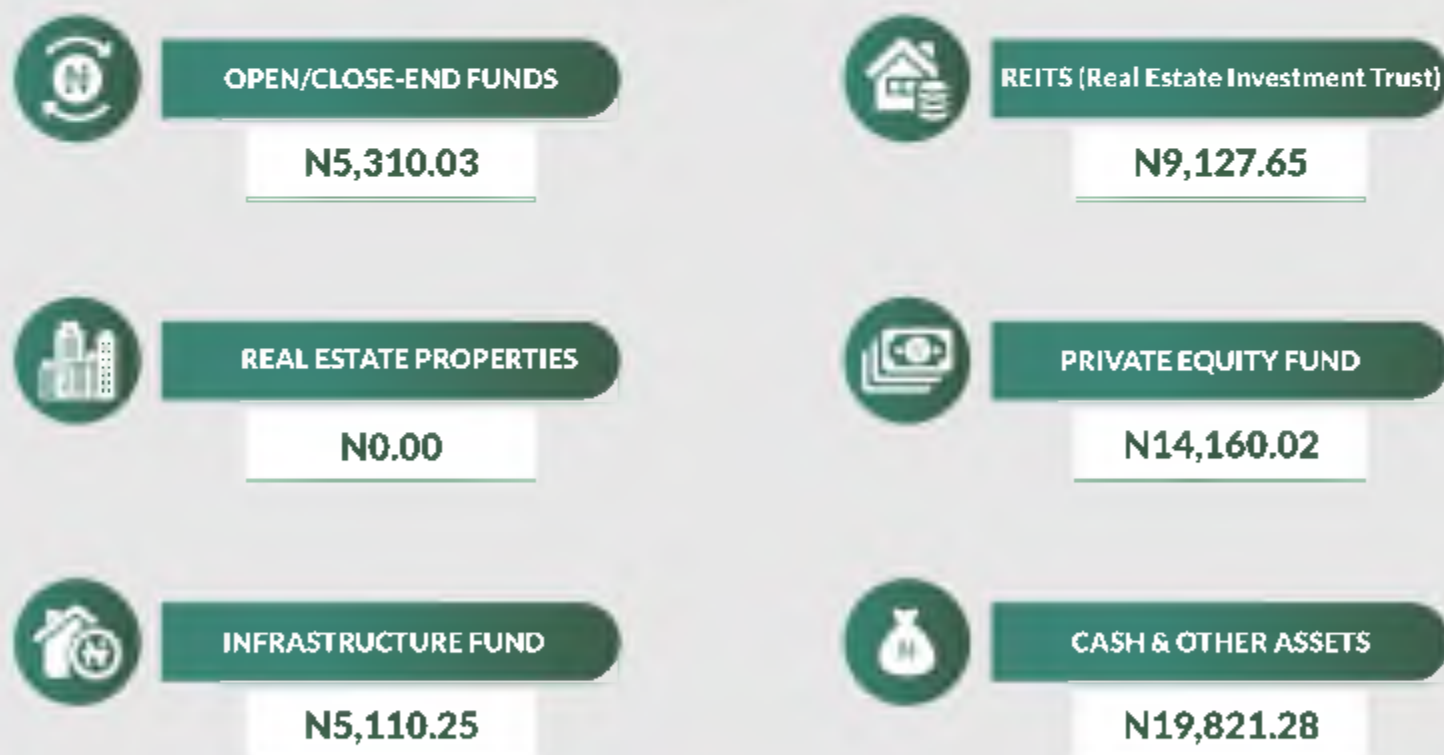
N6,104.14

Pension Asset and Membership Data - Q4 2017

Summary of Pension Fund Assets – Q4 2017
RSA Active Fund



MUTUAL FUNDS **N14,437.68**



TOTAL PENSION FUND ASSET

N5,274,348.77

Pension Asset and Membership Data - Q4 2017

Summary of Pension Fund Assets – Q4 2017
RSA Retiree Fund




ASSET CLASS (N' MILLION)

DOMESTIC ORDINARY SHARES

N4,256.26

FOREIGN ORDINARY SHARES

N0.00



CORPORATE DEBT SECURITIES

N36,518.55

CORPORATE BONDS

N36,216.18

CORPORATE INFRASTRUCTURE BONDS

N302.37

SUPRA-NATIONAL BONDS

N3,069.48

Pension Asset and Membership Data - Q4 2017

Summary of Pension Fund Assets – Q4 2017
RSA Retiree Fund



Pension Asset and Membership Data - Q4 2017

Summary of Pension Fund Assets – Q4 2017

Total Pension Fund Assets



ASSET CLASS (N' MILLION)

DOMESTIC ORDINARY SHARES

N672,232.65

FOREIGN ORDINARY SHARES

N104,605.11



CORPORATE DEBT SECURITIES

N266,868.88

CORPORATE BONDS

N261,489.88

CORPORATE INFRASTRUCTURE BONDS

N5,379.00

SUPRA-NATIONAL BONDS

N11,434.52

Pension Asset and Membership Data - Q4 2017

Summary of Pension Fund Assets – Q4 2017

Total Pension Fund Assets



LOCAL MONEY MARKET SECURITIES



N682,226.65

BANKS




N626,300.12

COMMERCIAL PAPERS



N55,926.53

FOREIGN MONEY MARKET SECURITIES



N35,390.24

MUTUAL FUNDS N24,840.00



OPEN/CLOSE-END FUNDS

N8,414.32



REITs (Real Estate Investment Trust)

N16,425.68



REAL ESTATE PROPERTIES

N203,357.87



PRIVATE EQUITY FUND

N25,437.54



INFRASTRUCTURE FUND

N6,868.27



CASH & OTHER ASSETS

N37,868.20



TOTAL PENSION FUND ASSET

N7,515,351.40

Pension Asset and Membership Data - Q4 2017

Summary of Pension Fund Assets – Q4 2017 Weight



ASSET CLASS (WEIGHT %)

DOMESTIC ORDINARY SHARES

8.94

FOREIGN ORDINARY SHARES

1.39



CORPORATE DEBT SECURITIES

CORPORATE BONDS

3.48

CORPORATE INFRASTRUCTURE BONDS


0.07

SUPRA-NATIONAL BONDS

0.15

Pension Asset and Membership Data - Q4 2017

Summary of Pension Fund Assets – Q4 2017 Weight



SUMMARY OF PENSION FUND ASSETS AS AT 31 DECEMBER 2017							TOTAL PENSION	
ASSET CLASS	AES (N'Million)	CPFAs (N'Million)	RSA ACTIVE FUND (N'Million)	RSA RETIREE FUND (N'Million)	FUND ASSETS (N'Million)	Weight %		
A Domestic Ordinary Shares	93,010.46	65,058.24	509,907.70	4,256.26	672,232.65	8.94	8.94	
B Foreign Ordinary Shares	0	104,605.11	0	0	104,605.11	1.39	1.39	
C FGN Securities: C=(D+E+F+G+H)	536,633.50	536,575.12	3,799,345.56	419,461.52	5,292,015.68			
D FGN Bonds	365,846.32	361,815.02	2,996,552.82	320,150.61	4,044,364.75	53.81	53.81	
E Treasury Bills	170,787.18	174,170.75	735,522.96	97,407.89	1,178,088.79	15.68	15.68	
F Agency Bonds (NMRC & FMBN)	0	284.97	5,143.66	391.29	5,819.92	0.08	0.08	
G Sukuk Bonds	0	104.38	54,940.01	1,511.73	56,556.11	0.75	0.75	
H Green Bonds	0	0	7,186.11	0	7,186.11	0.1	0.10	
I State Govt. Securities	11,919.18	15,803.07	109,224.17	15,259.39	152,205.81	2	2.03	
J Corporate Debt Securities: J=(K+L)	27,372.72	42,844.41	160,133.20	36,518.55	266,868.88			
K Corporate Bonds	26,938.14	42,844.41	155,492.15	36,216.18	261,489.88	3.48	3.48	
L Corporate Infrastructure Bonds	434.58	0.00	4,642.05	302.37	5,379.00	0.07	0.07	
M Supra-National Bonds	0	2,260.89	6,104.14	3,069.48	11,434.52	0.15	0.15	
N Local Money Market Securities: N=(O+P)	63,171.76	62,504.23	475,971.60	80,579.05	682,226.65			
O Banks	62,233.11	60,996.29	428,623.97	74,446.74	626,300.12	8.33	8.33	
P Commercial Papers	938.65	1,507.94	47,347.63	6,132.31	55,926.53	0.74	0.74	
Q Foreign Money Market Securities	0	35,390.24	0	0	35,390.24	0.47	0.47	
R Mutual Funds: R=(S+T)	1,871.93	8,530.40	14,437.68	0.00	24,840.00			
S Open/Close-End Funds	1,871.84	1,232.46	5,310.03	0	8,414.32	0.11	0.11	
T Reits	0.09	7,297.94	9,127.65	0	16,425.68	0.22	0.22	
U Real Estate Properties	91,357.96	111,999.91	0	0	203,357.87	2.71	2.71	
V Private Equity Fund	0	11,177.52	14,160.02	0	25,437.54	0.34	0.34	
W Infrastructure Fund	0	1,758.01	5,110.25	0	6,868.27	0.09	0.09	
X Cash & Other Assets	2,811.61	10,257.10	19,811.28	4,978.20	37,868.20	0.5	0.50	
Total Pension Fund Asset	855,521.85	1,051,708.66	5,274,348.77	600,641.00	7,515,351.40	100	100.00	
TOTAL	828,149.13	1,008,864.24	5,114,215.60	564,122.45	7,515,351.42			
DIFFERENCE	27,372.72	42,844.42	160,133.17	36,518.55	-0.02			

RSA Membership As At December, 2017								
Age Bracket	Public Sector				Private Sector		TOTAL	
	FEDERAL		STATE		PRIVATE		Male	Female
	Male	Female	Male	Female	Male	Female		
Less than 30 yrs	72,838	29,198	19,178	16,096	395,702	197,227	487,718	242,521
30 - 39 yrs	527,046	193,347	195,946	166,472	1,349,074	521,860	2,072,066	881,679
40 - 49 yrs	364,055	154,394	269,698	237,950	886,726	247,727	1,520,479	640,071
50 - 59 yrs	279,993	104,891	268,906	206,383	455,105	86,206	1,004,004	397,480
60 - 65 yrs	104,636	28,072	88,317	46,913	119,425	14,271	312,378	89,256
above 65 yrs	48,170	10,667	34,844	10,857	65,431	6,290	148,445	27,814
TOTAL	1,396,738	520,569	876,889	684,671	3,271,463	1,073,581	5,545,090	2,278,821
Grand Total	1,917,307		1,561,560		4,345,044		7,823,911	

Methodology

Data is supplied administratively by National Pension Commission and verified and validated by the National Bureau of Statistics, Nigeria.

Please note that data revisions by National Statistics Offices are normal in every country in the world. Accordingly the data in this report may be revised. The most recent version is therefore the most accurate.

Acknowledgements/Contacts

Acknowledgements


We acknowledge the contributions of our strategic partner National Pension Commission and our technical partner, Proshare in the design, concept and production of this publication.





proshare


Contact Us

 @nigerianstat

 NBSNigeria

 www.nigerianstat.gov.ng

 **Head Office Address**
Plot 762, Independence Avenue, Central
Business District, FCT, Abuja Nigeria.

 +234 803 386 5388

 feedback@nigerianstat.gov.ng