



NATIONAL BUREAU OF STATISTICS

Selected Food Prices Watch

(DECEMBER 2017)

Report Date: January 2018

Data Source: National Bureau of Statistics (NBS)

Content

| | |
|---|-----|
| Executive Summary | 1 |
| Selected Food Prices Watch – December 2017 | |
| National | 25 |
| All States | |
| Abia..... | 26 |
| Abuja..... | 28 |
| Adamawa..... | 30 |
| Akwa-Ibom..... | 32 |
| Anambra..... | 34 |
| Bauchi..... | 36 |
| Bayelsa..... | 38 |
| Benue..... | 40 |
| Borno..... | 42 |
| Cross-River..... | 44 |
| Delta..... | 46 |
| Ebonyi..... | 48 |
| Edo..... | 50 |
| Ekiti..... | 52 |
| Enugu..... | 54 |
| Gombe..... | 56 |
| Imo..... | 58 |
| Jigawa..... | 60 |
| Kaduna..... | 62 |
| Kano..... | 64 |
| Katsina..... | 66 |
| Kebbi..... | 68 |
| Kogi..... | 70 |
| Kwara..... | 72 |
| Lagos..... | 74 |
| Nasarawa..... | 76 |
| Niger..... | 78 |
| Ogun..... | 80 |
| Ondo..... | 82 |
| Osun..... | 84 |
| Oyo..... | 86 |
| Plateau..... | 88 |
| Rivers..... | 90 |
| Sokoto..... | 92 |
| Taraba..... | 94 |
| Yobe..... | 96 |
| Zamfara..... | 98 |
| Appendix | 100 |
| Methodology | 101 |
| Acknowledgment / Contact | 102 |

Executive Summary

Selected food price watch data for December 2017 reflected that the average price of 1 dozen of Agric eggs medium size increased year-on-year by 12.40% and month-on-month by 6.76% to N494.43 in December 2017 from N463.11 in November 2017 while the average price of piece of Agric eggs medium size (price of one) increased year-on-year by 4.88% and month-on-month by 1.24% to N41.32 in December 2017 from N40.82 in November 2017.

The average price of 1kg of tomato increased year-on-year by 3.51% and decreased month-on-month by -3.56% to N276.18 in December 2017 from N286.39 in November 2017.

The average price of 1kg of rice (imported high quality sold loose) decreased year-on-year by -9.58% and increased month-on-month by 2.88% to N371.21 in December 2017 from N360.83 in November 2017.

Similarly, the average price of 1kg of yam tuber decreased year-on-year by -3.67% and month-on-month by -0.31% to N211.61 in December 2017 from N212.27 in November 2017.

Selected Food Price Watch - December 2017

National - Agric Eggs



UNIT OF MEASUREMENT

1 Dozen



DECEMBER 2017

N494.43



YEAR - ON - YEAR

12.40



MONTH - ON - MONTH

6.76



Highest Price

Rivers (614.29)



Agric eggs
medium size

Lowest Price

Abuja (408.57)



UNIT OF MEASUREMENT

1 Piece



DECEMBER 2017

N41.32



YEAR - ON - YEAR

4.88



MONTH - ON - MONTH

1.24



Highest Price

Anambra (47.22)



Agric eggs
(medium size price of one)

Lowest Price

Kano (36.11)



Selected Food Price Watch - December 2017

National - Beans



UNIT OF MEASUREMENT

1KG



DECEMBER 2017

N361.97



YEAR - ON - YEAR

4.13



MONTH - ON - MONTH

-2.11



Highest Price

Ebonyi (532.38)



Beans brown,
sold loose

Lowest Price

Katsina (224.14)



UNIT OF MEASUREMENT

1KG



DECEMBER 2017

N314.93



YEAR - ON - YEAR

6.04



MONTH - ON - MONTH

-6.58



Highest Price

Akwa Ibom (430.00)



Beans:white
black eye. sold loose

Lowest Price

Katsina (214.61)



Selected Food Price Watch - December 2017

National - Beef



UNIT OF MEASUREMENT

1KG



DECEMBER 2017

N1067.73



YEAR - ON - YEAR

12.62



MONTH - ON - MONTH

0.20



Highest Price

Lagos (1525.93)



Beef Bone in

Lowest Price

Oyo (819.96)



UNIT OF MEASUREMENT

1KG



DECEMBER 2017

N1236.44



YEAR - ON - YEAR

6.37



MONTH - ON - MONTH

-3.92



Highest Price

Ekiti (1442.86)



Beef, boneless

Lowest Price

Oyo (991.00)



Selected Food Price Watch - December 2017

National - Bread



UNIT OF MEASUREMENT

1 loaf



DECEMBER 2017

N290.05



YEAR - ON - YEAR

-2.03



MONTH - ON - MONTH

-2.98



Highest Price

Ebonyi (366.67)



Lowest Price

Katsina (213.64)



Bread sliced 500g



UNIT OF MEASUREMENT

1 loaf



DECEMBER 2017

N268.23



YEAR - ON - YEAR

-1.74



MONTH - ON - MONTH

-2.22



Highest Price

Bayelsa (405.38)



Lowest Price

Katsina (200.71)



Bread unsliced 500g

Selected Food Price Watch - December 2017

National - Rice



UNIT OF MEASUREMENT

1KG



DECEMBER 2017

N319.86



YEAR - ON - YEAR

-14.85



MONTH - ON - MONTH

-23.34



Highest Price

Oyo (770.97)



Lowest Price

kebbi (229.33)



Broken Rice (Ofada)



UNIT OF MEASUREMENT

1KG



DECEMBER 2017

N317.46



YEAR - ON - YEAR

-6.33



MONTH - ON - MONTH

0.74



Highest Price

Rivers (420.61)



Lowest Price

Jigawa (196.43)



Rice agric sold loose

Selected Food Price Watch - December 2017

National - Rice



UNIT OF MEASUREMENT

1KG



DECEMBER 2017

N278.94



YEAR - ON - YEAR

-6.63



MONTH - ON - MONTH

0.02



Highest Price

Ogun (384.18)



Lowest Price

Yobe (179.87)



Rice local sold loose



UNIT OF MEASUREMENT

1KG



DECEMBER 2017

N304.90



YEAR - ON - YEAR

-6.30



MONTH - ON - MONTH

-1.60



Highest Price

Rivers (443.26)



Lowest Price

Gombe (204.44)



Rice Medium Grained

Selected Food Price Watch - December 2017

National - Rice



UNIT OF MEASUREMENT

1KG



DECEMBER 2017

N371.21



YEAR - ON - YEAR

-9.58



MONTH - ON - MONTH

2.88



Highest Price

Ebonyi (440.00)



Lowest Price

Kebbi (291.33)



Rice, imported high quality sold loose

Selected Food Price Watch - December 2017

National - Chicken



UNIT OF MEASUREMENT

1KG



DECEMBER 2017

N1155.99



YEAR - ON - YEAR

62.11



MONTH - ON - MONTH

46.16



Highest Price

Lagos (1141.67)



Chicken Feet

Lowest Price

Yobe (326.55)



UNIT OF MEASUREMENT

1KG



DECEMBER 2017

N950.56



YEAR - ON - YEAR

10.96



MONTH - ON - MONTH

-0.32



Highest Price

Ekiti (1350.00)



Chicken Wings

Lowest Price

Kebbi (500.00)



Selected Food Price Watch - December 2017

National - Chicken



UNIT OF MEASUREMENT

1 Unit



DECEMBER 2017

N1708.64



YEAR - ON - YEAR

21.90



MONTH - ON - MONTH

8.73



Highest Price

Yobe (2600.00)



Frozen Chicken

Lowest Price

Sokoto (1100.00)



National – Evaporated Tinned Milk



UNIT OF MEASUREMENT

1 Unit



DECEMBER 2017

N159.72



YEAR - ON - YEAR

18.74



MONTH - ON - MONTH

-5.73



Highest Price

Ekiti (201.54)



Lowest Price

Lagos (145.00)



Evaporated tinned
milk carnation 170g



UNIT OF MEASUREMENT

1 Unit



DECEMBER 2017

N191.44



YEAR - ON - YEAR

26.51



MONTH - ON - MONTH

-2.34



Highest Price

Ogun (215.38)



Lowest Price

Jigawa (170.00)



Evaporated tinned
milk(peak), 170g

Selected Food Price Watch - December 2017

National - Garri



UNIT OF MEASUREMENT

1KG



DECEMBER 2017

N199.68



YEAR - ON - YEAR

-8.28



MONTH - ON - MONTH

-20.73



Highest Price

Kogi (377.24)



Lowest Price

Ekiti (120.48)



Gari white, sold loose



UNIT OF MEASUREMENT

1KG



DECEMBER 2017

N219.75



YEAR - ON - YEAR

-6.81



MONTH - ON - MONTH

-24.00



Highest Price

Adamawa (386.78)



Lowest Price

Osun (152.38)



Gari yellow, sold loose

Selected Food Price Watch - December 2017

National - Mudfish



UNIT OF MEASUREMENT

1KG



DECEMBER 2017

N1060.02



YEAR - ON - YEAR

10.85



MONTH - ON - MONTH

-2.00



Highest Price

Plateau (1634.92)



Lowest Price

Bauchi (800.59)



Mudfish (Aro) Fresh



UNIT OF MEASUREMENT

1KG



DECEMBER 2017

N1621.42



YEAR - ON - YEAR

-6.10



MONTH - ON - MONTH

-24.38



Highest Price

Abuja (3550.00)



Lowest Price

Jigawa (1266.67)



Mudfish : Dried

Selected Food Price Watch - December 2017

National - Fish



UNIT OF MEASUREMENT

1KG



DECEMBER 2017

N1077.82



YEAR - ON - YEAR

16.36



MONTH - ON - MONTH

11.26



Highest Price

Lagos (1400.65)



Lowest Price

Ondo (687.64)



Catfish (Obokun) Fresh



UNIT OF MEASUREMENT

1KG



DECEMBER 2017

N1545.26



YEAR - ON - YEAR

-17.44



MONTH - ON - MONTH

-18.83



Highest Price

Enugu (2422.84)



Lowest Price

Sokoto (1120.00)



Catfish :Dried

Selected Food Price Watch - December 2017

National - Fish



UNIT OF MEASUREMENT

1KG



DECEMBER 2017

N1588.86



YEAR - ON - YEAR

-7.47



MONTH - ON - MONTH

-3.66



Highest Price

Taraba (2312.50)



Catfish Smoked

Lowest Price

Oyo (924.24)



UNIT OF MEASUREMENT

1KG



DECEMBER 2017

N1293.82



YEAR - ON - YEAR

-13.29



MONTH - ON - MONTH

-10.18



Highest Price

Abuja (2000.78)



Dried Fish Sardine

Lowest Price

Kogi (1000.00)



National - Fish



UNIT OF MEASUREMENT

1KG



DECEMBER 2017

N1158.84



YEAR - ON - YEAR

52.17



MONTH - ON - MONTH

42.40



Highest Price

Abuja (1119.42)



Iced Sardine

Lowest Price

Jigawa (566.67)



UNIT OF MEASUREMENT

1KG



DECEMBER 2017

N1007.40



YEAR - ON - YEAR

23.30



MONTH - ON - MONTH

18.84



Highest Price

Lagos (1145.45)



Tilapia Fish (Epiya) Fresh

Lowest Price

Kebbi (598.16)



Selected Food Price Watch - December 2017

National - Fish



UNIT OF MEASUREMENT

1KG



DECEMBER 2017

N1015.57



YEAR - ON - YEAR

35.79



MONTH - ON - MONTH

20.24



Highest Price

Abuja (1180.19)



Titus: Frozen

Lowest Price

Kebbi (500.00)



UNIT OF MEASUREMENT

1KG



DECEMBER 2017

N919.82



YEAR - ON - YEAR

7.73



MONTH - ON - MONTH

1.97



Highest Price

Ondo (1118.55)



Mackerel : Frozen

Lowest Price

Ogun (633.35)



Selected Food Price Watch - December 2017

National – Yam and Potato



UNIT OF MEASUREMENT

1KG



DECEMBER 2017

N211.61



YEAR - ON - YEAR

-3.67



MONTH - ON - MONTH

-0.31



Highest Price

Bayelsa (307.22)



Yam Tuber

Lowest Price

Bauchi (147.37)



UNIT OF MEASUREMENT

1KG



DECEMBER 2017

N210.88



YEAR - ON - YEAR

4.05



MONTH - ON - MONTH

8.90



Highest Price

Ogun (433.33)



Irish Potato

Lowest Price

Bauchi (141.77)



Selected Food Price Watch - December 2017

National - Yam and Potato



UNIT OF MEASUREMENT

1KG



DECEMBER 2017

N136.11



YEAR - ON - YEAR

19.65



MONTH - ON - MONTH

33.37



Highest Price

Plateau (169.70)



Sweet Potato

Lowest Price

Jigawa (61.65)



Selected Food Price Watch - December 2017

National – Tomato and Onion



UNIT OF MEASUREMENT

1KG



DECEMBER 2017

N276.18



YEAR - ON - YEAR

3.51



MONTH - ON - MONTH

-3.56



Highest Price

Lagos (415.05)



Tomato

Lowest Price

Jigawa (179.30)



UNIT OF MEASUREMENT

1KG



DECEMBER 2017

N311.09



YEAR - ON - YEAR

21.65



MONTH - ON - MONTH

36.17



Highest Price

Ogun (442.42)



Onion bulb

Lowest Price

Adamawa (126.67)



Selected Food Price Watch - December 2017

National - Maize Grain



UNIT OF MEASUREMENT

1KG



DECEMBER 2017

N154.37



YEAR - ON - YEAR

-0.90



MONTH - ON - MONTH

-16.61



Highest Price

Anambra (270.73)



Maize grain
white sold loose

Lowest Price

Oyo (110.96)



UNIT OF MEASUREMENT

1KG



DECEMBER 2017

N161.90



YEAR - ON - YEAR

1.54



MONTH - ON - MONTH

-14.73



Highest Price

Anambra (265.70)



Maize grain
yellow sold loose

Lowest Price

Oyo (108.82)



National - Plantain



UNIT OF MEASUREMENT

1KG



DECEMBER 2017

N240.84



YEAR - ON - YEAR

5.63



MONTH - ON - MONTH

-1.66



Highest Price

Sokoto (411.76)



Plantain (ripe)

Lowest Price

Oyo (162.43)



UNIT OF MEASUREMENT

1KG



DECEMBER 2017

N253.05



YEAR - ON - YEAR

19.47



MONTH - ON - MONTH

8.48



Highest Price

Kebbi (481.82)



Plantain (unripe)

Lowest Price

Sokoto (180.39)



Selected Food Price Watch - December 2017

National - Oil



UNIT OF MEASUREMENT

1 Ltr



DECEMBER 2017

N660.36



YEAR - ON - YEAR

39.79



MONTH - ON - MONTH

31.08



Highest Price

Oyo (716.67)



Lowest Price

Jigawa (434.29)



Groundnut Oil: 1 bottle



UNIT OF MEASUREMENT

1KG



DECEMBER 2017

N551.77



YEAR - ON - YEAR

32.71



MONTH - ON - MONTH

16.04



Highest Price

Kaduna (545.00)



Lowest Price

Rivers (400.33)



Palm oil: 1 bottle,
specify bottle



UNIT OF MEASUREMENT

1 Ltr



DECEMBER 2017

N565.04



YEAR - ON - YEAR

14.62



MONTH - ON - MONTH

4.60



Highest Price

Ondo (695.56)



Lowest Price

Bayelsa (436.67)



Vegetable Oil:1 bottle,
specify bottle



UNIT OF MEASUREMENT

2KG



NOVEMBER 2017

N639.24



YEAR - ON - YEAR

4.21



MONTH - ON - MONTH

-1.53



Highest Price

Ebonyi (733.33)



Lowest Price

Plateau (537.20)



Wheat flour: prepacked
(golden penny 2kg)

Selected Food Price Watch - December 2017

Abia State



 Tomato


| | |
|---|---|
|  |  |
| UNIT OF MEASUREMENT | NOVEMBER 2017 |
| 1KG | N307.63 |



 Beans brown, sold loose


| | |
|---|---|
|  |  |
| UNIT OF MEASUREMENT | NOVEMBER 2017 |
| 1KG | N471.42 |


 Rice Local sold Loose


| | |
|---|---|
|  |  |
| UNIT OF MEASUREMENT | NOVEMBER 2017 |
| 1KG | N302.32 |



 Bread sliced 500g

| | |
|---|---|
|  |  |
| UNIT OF MEASUREMENT | NOVEMBER 2017 |
| 1 loaf | N354.21 |

 Yam Tuber

| | |
|---|---|
|  |  |
| UNIT OF MEASUREMENT | NOVEMBER 2017 |
| 1KG | N184.10 |

 Palm oil: 1 bottle


| | |
|---|---|
|  |  |
| UNIT OF MEASUREMENT | NOVEMBER 2017 |
| 1Ltr | N435.18 |



 Beef, boneless


| | |
|---|---|
|  |  |
| UNIT OF MEASUREMENT | NOVEMBER 2017 |
| 1KG | 1331.10 |



 Onion bulb

| | |
|---|---|
|  |  |
| UNIT OF MEASUREMENT | NOVEMBER 2017 |
| 1KG | N298.65 |

 Garri white, sold Loose

| | |
|---|---|
|  |  |
| UNIT OF MEASUREMENT | NOVEMBER 2017 |
| 1KG | N320.38 |

 Wheat flour: prepacked (golden penny) 2kg

| | |
|---|---|
|  |  |
| UNIT OF MEASUREMENT | NOVEMBER 2017 |
| 2KG | N654.28 |

Selected Food Price Watch - December 2017

Abia State



| ItemLabels | Unit of Measurement | Dec-17 | YoY% | MoM% |
|---|---------------------|----------|----------|----------|
| Agric eggs medium size | 1 Dozen | 507.8788 | 15.57945 | 1.136615 |
| Agric eggs(medium size price of one) | 1 Piece | 47.63889 | 18.44577 | 0.292398 |
| Beans brown,sold loose | 1Kg | 471.4286 | 1.278772 | 0.197358 |
| Beans:white black eye. sold loose | 1Kg | 435.1351 | 4.344748 | -2.32279 |
| Beef Bone in | 1Kg | 973.1332 | -2.70808 | 1.813479 |
| Beef,boneless | 1Kg | 1331.106 | 0.91656 | -2.72771 |
| Bread sliced 500g | 1 loaf | 354.2105 | 13.12113 | -3.65474 |
| Bread unsliced 500g | 1 loaf | 329.5455 | 15.52061 | -4.47958 |
| Broken Rice (Ofada) | 1Kg | 495.325 | 5.148206 | -0.13206 |
| Chicken Feet | 1Kg | 758.9852 | -0.14798 | -4.74583 |
| Chicken Wings | 1Kg | 956.6667 | -7.79116 | 0.675261 |
| Evaporated tinned milk carnation 170g | 1 unit | 174 | 16 | 6.259542 |
| Evaporated tinned milk(peak), 170g | 1 unit | 196.4706 | 22.55096 | -0.16014 |
| Frozen chicken | 1 unit | 1635.294 | 12.34545 | 4.195731 |
| Gari white,sold loose | 1Kg | 320.3853 | 42.82511 | -1.96961 |
| Gari yellow,sold loose | 1Kg | 321.9118 | 34.95085 | -1.86685 |
| Mudfish (aro) fresh | 1Kg | 1001.96 | 14.23779 | 0.196 |
| Mudfish : dried | 1Kg | 2509.857 | -0.52188 | -7.90805 |
| Onion bulb | 1Kg | 298.6597 | 19.40656 | -9.51699 |
| Rice agric sold loose | 1Kg | 337.6396 | -21.5594 | 0.134313 |
| Rice local sold loose | 1Kg | 302.326 | -15.8589 | -0.72922 |
| Rice Medium Grained | 1Kg | 348.7879 | -17.9554 | -0.83469 |
| Rice,imported high quality sold loose | 1Kg | 400.4865 | -12.2856 | 0.071923 |
| Tomato | 1Kg | 307.6383 | -1.19214 | 7.684235 |
| Yam tuber | 1Kg | 184.1025 | 3.300689 | -3.74906 |
| Dried Fish Sardine | 1Kg | 1434.862 | -11.9388 | -6.71874 |
| Iced Sardine | 1Kg | 862.963 | 20.98276 | -2.22712 |
| Irish potato | 1Kg | 280 | 0.716103 | -2 |
| Sweet potato | 1Kg | 115.2762 | -1.45588 | 4.527925 |
| Tilapia fish (epiya) fresh | 1Kg | 940 | 9.653649 | 0.106496 |
| Titus:frozen | 1Kg | 882.0665 | 21.96398 | -1.06334 |
| Catfish (obokun) fresh | 1Kg | 1145 | 6.511628 | -0.65076 |
| Catfish :dried | 1Kg | 2112.471 | -8.01256 | -6.96833 |
| Catfish Smoked | 1Kg | 1619.109 | -11.475 | -1.63807 |
| Mackerel : frozen | 1Kg | 1022.656 | 15.73468 | 0.176662 |
| Groundnut oil: 1 bottle, specify bottle | 1Ltr | 616.6667 | 10.11905 | 0.680272 |
| Maize grain white sold loose | 1Kg | 202.2495 | 18.33686 | -1.50224 |
| Maize grain yellow sold loose | 1Kg | 223.4641 | 20.68048 | -1.52732 |
| Palm oil: 1 bottle,specify bottle | 1Ltr | 435.1852 | 42.52012 | -1.75789 |
| Plantain(ripe) | 1Kg | 245.9581 | -9.88567 | 0.331253 |
| Plantain(unripe) | 1Kg | 213.1623 | 12.03737 | -0.9786 |
| Vegetable oil:1 bottle,specify bottle | 1Ltr | 439.0805 | 22.24524 | 2.072271 |
| Wheat flour: prepacked (golden penny 2kg) | 2Kg | 654.2857 | -3.8098 | 0.659341 |

Selected Food Price Watch - December 2017

Abuja FCT



 Tomato


| | |
|---|---|
|  |  |
| UNIT OF MEASUREMENT | OCTOBER 2017 |
| 1KG | N328.99 |



 Beans brown, sold loose


| | |
|---|---|
|  |  |
| UNIT OF MEASUREMENT | OCTOBER 2017 |
| 1KG | N302.10 |



 Rice Local sold Loose


| | |
|---|---|
|  |  |
| UNIT OF MEASUREMENT | OCTOBER 2017 |
| 1KG | N271.17 |



 Bread sliced 500g


| | |
|---|---|
|  |  |
| UNIT OF MEASUREMENT | OCTOBER 2017 |
| 1 loaf | N303.33 |



 Yam Tuber


| | |
|---|---|
|  |  |
| UNIT OF MEASUREMENT | OCTOBER 2017 |
| 1KG | N187.69 |


 Palm oil: 1 bottle


| | |
|---|---|
|  |  |
| UNIT OF MEASUREMENT | OCTOBER 2017 |
| 1Ltr | N408.89 |



 Beef, boneless


| | |
|---|---|
|  |  |
| UNIT OF MEASUREMENT | OCTOBER 2017 |
| 1KG | N1304.76 |



 Onion bulb

| | |
|---|---|
|  |  |
| UNIT OF MEASUREMENT | OCTOBER 2017 |
| 1KG | N145.71 |

 Garri white, sold Loose

| | |
|---|---|
|  |  |
| UNIT OF MEASUREMENT | OCTOBER 2017 |
| 1KG | N221.17 |

 Wheat flour: prepacked (golden penny) 2kg

| | |
|---|---|
|  |  |
| UNIT OF MEASUREMENT | OCTOBER 2017 |
| 2KG | N653.33 |

Selected Food Price Watch - December 2017

Abuja FCT



| ItemLabels | Unit of Measurement | Dec-17 | YoY% | MoM% |
|---|---------------------|---------|--------|--------|
| Agric eggs medium size | 1 Dozen | 408.57 | -14.88 | 10.42 |
| Agric eggs(medium size price of one) | 1 Piece | 36.67 | -8.33 | 12.82 |
| Beans brown,sold loose | 1Kg | 302.11 | 7.7 | -3.65 |
| Beans:white black eye. sold loose | 1Kg | 291.59 | 2.23 | -3.68 |
| Beef Bone in | 1Kg | 1100 | 5.77 | 0 |
| Beef,boneless | 1Kg | 1304.76 | -0.27 | -10.02 |
| Bread sliced 500g | 1 loaf | 303.33 | -11.83 | 1.11 |
| Bread unsliced 500g | 1 loaf | 320 | 1.05 | -1.54 |
| Broken Rice (Ofada) | 1Kg | 450 | 15.47 | -0.12 |
| Chicken Feet | 1Kg | 755 | 0.67 | -0.66 |
| Chicken Wings | 1Kg | 1000 | 17.18 | 0 |
| Evaporated tinned milk carnation 170g | 1 unit | 159.12 | 31.42 | 0.08 |
| Evaporated tinned milk(peak), 170g | 1 unit | 182.5 | 10.61 | -5.44 |
| Frozen chicken | 1 unit | 1800 | 20 | -1.1 |
| Gari white,sold loose | 1Kg | 221.17 | -3.84 | -2.2 |
| Gari yellow,sold loose | 1Kg | 245.55 | 1.11 | -6.42 |
| Mudfish (aro) fresh | 1Kg | 1075 | 20.94 | -3.92 |
| Mudfish : dried | 1Kg | 3550 | 139.71 | 1.41 |
| Onion bulb | 1Kg | 145.71 | -52.92 | 0.18 |
| Rice agric sold loose | 1Kg | 232.58 | -19.76 | -6.37 |
| Rice local sold loose | 1Kg | 271.17 | -9.91 | -4.07 |
| Rice Medium Grained | 1Kg | 310.53 | -19.78 | -1.34 |
| Rice,imported high quality sold loose | 1Kg | 387.39 | -7.96 | -2.76 |
| Tomato | 1Kg | 328.99 | 47.99 | -1.08 |
| Yam tuber | 1Kg | 187.69 | 18.63 | -0.67 |
| Dried Fish Sardine | 1Kg | 2000.78 | 6.27 | 0.03 |
| Iced Sardine | 1Kg | 1119.42 | 13.84 | -0.13 |
| Irish potato | 1Kg | 229.35 | -19.95 | 0.04 |
| Sweet potato | 1Kg | 114.88 | -4.26 | -1.4 |
| Tilapia fish (epiya) fresh | 1Kg | 963.16 | -3.22 | 0.76 |
| Titus:frozen | 1Kg | 1180.19 | 27.97 | -0.82 |
| Catfish (obokun) fresh | 1Kg | 865 | -0.19 | -1.14 |
| Catfish :dried | 1Kg | 2100 | 5.19 | -6.67 |
| Catfish Smoked | 1Kg | 1655.85 | -14.25 | -0.58 |
| Mackerel : frozen | 1Kg | 828 | -1.33 | 0.36 |
| Groundnut oil: 1 bottle, specify bottle | 1Ltr | 461.54 | 9.2 | -1.81 |
| Maize grain white sold loose | 1Kg | 148.77 | -2.86 | -0.51 |
| Maize grain yellow sold loose | 1Kg | 176.97 | 15.55 | -3.24 |
| Palm oil: 1 bottle,specify bottle | 1Ltr | 408.89 | 4.84 | 1.7 |
| Plantain(ripe) | 1Kg | 239.78 | -24.79 | -4.07 |
| Plantain(unripe) | 1Kg | 232.32 | 42.6 | -0.21 |
| Vegetable oil:1 bottle,specify bottle | 1Ltr | 516.67 | 31.92 | 0.06 |
| Wheat flour: prepacked (golden penny 2kg) | 2Kg | 653.33 | 4.53 | -0.44 |

Selected Food Price Watch - December 2017

Adamawa State





 Tomato

| | |
|---|---|
|  |  |
| UNIT OF MEASUREMENT | NOVEMBER 2017 |
| 1KG | N200.70 |




 Beans brown, sold loose

| | |
|---|---|
|  |  |
| UNIT OF MEASUREMENT | NOVEMBER 2017 |
| 1KG | N257.45 |






 Rice Local sold Loose

| | |
|---|---|
|  |  |
| UNIT OF MEASUREMENT | NOVEMBER 2017 |
| 1KG | N221.57 |






 Bread sliced 500g

| | |
|---|---|
|  |  |
| UNIT OF MEASUREMENT | NOVEMBER 2017 |
| 1 loaf | N300.33 |






 Yam Tuber

| | |
|---|---|
|  |  |
| UNIT OF MEASUREMENT | NOVEMBER 2017 |
| 1KG | N230.65 |






 Palm oil: 1 bottle

| | |
|---|---|
|  |  |
| UNIT OF MEASUREMENT | NOVEMBER 2017 |
| 1Ltr | N400.45 |






 Beef, boneless

| | |
|---|---|
|  |  |
| UNIT OF MEASUREMENT | NOVEMBER 2017 |
| 1KG | N1237.28 |






 Onion bulb

| | |
|---|---|
|  |  |
| UNIT OF MEASUREMENT | NOVEMBER 2017 |
| 1KG | N126.67 |





 Garri white, sold Loose

| | |
|---|---|
|  |  |
| UNIT OF MEASUREMENT | NOVEMBER 2017 |
| 1KG | N346.14 |



 Wheat flour: prepacked (golden penny) 2kg

| | |
|---|---|
|  |  |
| UNIT OF MEASUREMENT | NOVEMBER 2017 |
| 2KG | N662.50 |

Selected Food Price Watch - December 2017

Adamawa State



| ItemLabels | Unit of Measurement | Dec-17 | YoY% | MoM% |
|---|---------------------|---------|--------|-------|
| Agric eggs medium size | 1 Dozen | 536.6 | 22.37 | -1.59 |
| Agric eggs(medium size price of one) | 1 Piece | 47.22 | 18.06 | -2.18 |
| Beans brown,sold loose | 1Kg | 409.88 | -1.43 | -0.74 |
| Beans:white black eye. sold loose | 1Kg | 405.67 | 6.06 | 0.3 |
| Beef Bone in | 1Kg | 967.22 | 2.17 | -0.72 |
| Beef,boneless | 1Kg | 1351.11 | 3.76 | -2.62 |
| Bread sliced 500g | 1 loaf | 320 | -2.17 | -6.07 |
| Bread unsliced 500g | 1 loaf | 312.86 | -2.49 | -2.33 |
| Broken Rice (Ofada) | 1Kg | 481.55 | 15.16 | -0.81 |
| Chicken Feet | 1Kg | 865.99 | 8.23 | -0.52 |
| Chicken Wings | 1Kg | 990 | -5.71 | 0 |
| Evaporated tinned milk carnation 170g | 1 unit | 150 | 11.64 | 0 |
| Evaporated tinned milk(peak). 170g | 1 unit | 192.5 | 20.63 | -0.38 |
| Frozen chicken | 1 unit | 1526.67 | 13.79 | -0.22 |
| Gari white,sold loose | 1Kg | 187.47 | -24.17 | -3.64 |
| Gari yellow,sold loose | 1Kg | 241.56 | -0.58 | -6.66 |
| Mudfish (aro) fresh | 1Kg | 965.88 | 6.47 | -0.32 |
| Mudfish : dried | 1Kg | 2066.67 | -13.54 | -0.57 |
| Onion bulb | 1Kg | 225.85 | 6.4 | 0.34 |
| Rice agric sold loose | 1Kg | 345.72 | -12.57 | -0.5 |
| Rice local sold loose | 1Kg | 280.06 | -14.85 | -3.15 |
| Rice Medium Grained | 1Kg | 320.86 | -15.56 | 0.27 |
| Rice,imported high quality sold loose | 1Kg | 350.93 | -28.19 | -1.78 |
| Tomato | 1Kg | 323.73 | 7.53 | -3.83 |
| Yam tuber | 1Kg | 190.04 | 17.69 | -1.27 |
| Dried Fish Sardine | 1Kg | 1500 | -16.08 | -0.16 |
| Iced Sardine | 1Kg | 942.86 | 30.55 | -1.22 |
| Irish potato | 1Kg | 171.5 | -17.13 | -1.38 |
| Sweet potato | 1Kg | 119.3 | 4.49 | 1.38 |
| Tilapia fish (epiya) fresh | 1Kg | 710 | 2.4 | 0 |
| Titus:frozen | 1Kg | 725.94 | 11.78 | -0.22 |
| Catfish (obokun) fresh | 1Kg | 875.55 | -3.05 | -1.02 |
| Catfish :dried | 1Kg | 2376.47 | -8.01 | -0.35 |
| Catfish Smoked | 1Kg | 1890.55 | -5.39 | -0.07 |
| Mackerel : frozen | 1Kg | 930.56 | 5.68 | -0.48 |
| Groundnut oil: 1 bottle, specify bottle | 1Ltr | 490.55 | 20.3 | -0.3 |
| Maize grain white sold loose | 1Kg | 270.73 | 22.16 | -0.18 |
| Maize grain yellow sold loose | 1Kg | 265.7 | 16.64 | -0.87 |
| Palm oil: 1 bottle,specify bottle | 1Ltr | 486.67 | 28.35 | 0.98 |
| Plantain(ripe) | 1Kg | 243.85 | -7 | -0.67 |
| Plantain(unripe) | 1Kg | 259.22 | 13.59 | -1.83 |
| Vegetable oil:1 bottle,specify bottle | 1Ltr | 465.51 | 24.1 | -0.89 |
| Wheat flour: prepacked (golden penny 2kg) | 2Kg | 657 | -3.11 | -0.26 |

Selected Food Price Watch - December 2017


Akwa Ibom State






 Tomato

| | |
|---|---|
|  |  |
| UNIT OF MEASUREMENT | NOVEMBER 2017 |
| 1KG | N405.82 |




 Beans brown, sold loose

| | |
|---|---|
|  |  |
| UNIT OF MEASUREMENT | NOVEMBER 2017 |
| 1KG | N457.06 |






 Rice Local sold Loose

| | |
|---|---|
|  |  |
| UNIT OF MEASUREMENT | NOVEMBER 2017 |
| 1KG | N319.68 |





 Bread sliced 500g

| | |
|---|---|
|  |  |
| UNIT OF MEASUREMENT | NOVEMBER 2017 |
| 1 loaf | N321.67 |





 Yam Tuber

| | |
|---|---|
|  |  |
| UNIT OF MEASUREMENT | NOVEMBER 2017 |
| 1KG | N227.72 |




 Palm oil: 1 bottle

| | |
|---|---|
|  |  |
| UNIT OF MEASUREMENT | NOVEMBER 2017 |
| 1Ltr | N444.29 |






 Beef, boneless

| | |
|---|---|
|  |  |
| UNIT OF MEASUREMENT | NOVEMBER 2017 |
| 1KG | N1,264.85 |






 Onion bulb

| | |
|---|---|
|  |  |
| UNIT OF MEASUREMENT | NOVEMBER 2017 |
| 1KG | N305.85 |





 Garri white, sold Loose

| | |
|---|---|
|  |  |
| UNIT OF MEASUREMENT | NOVEMBER 2017 |
| 1KG | N191.72 |



 Wheat flour: prepacked (golden penny) 2kg

| | |
|---|---|
|  |  |
| UNIT OF MEASUREMENT | NOVEMBER 2017 |
| 2KG | N673.75 |

Selected Food Price Watch - December 2017

Akwa Ibom State



| ItemLabels | Unit of Measurement | Dec-17 | YoY% | MoM% |
|---|---------------------|---------|--------|-------|
| Agric eggs medium size | 1 Dozen | 463.33 | 1.58 | -7.47 |
| Agric eggs(medium size price of one) | 1 Piece | 40.77 | 1.92 | -7.98 |
| Beans brown,sold loose | 1Kg | 457.06 | 6.08 | -0.15 |
| Beans:white black eye. sold loose | 1Kg | 430 | 6.08 | -0.23 |
| Beef Bone in | 1Kg | 1028.51 | 38.68 | -0.56 |
| Beef,boneless | 1Kg | 1264.85 | 12.05 | -0.24 |
| Bread sliced 500g | 1 loaf | 321.67 | -7.15 | -1.44 |
| Bread unsliced 500g | 1 loaf | 280.33 | -9.44 | -0.23 |
| Broken Rice (Ofada) | 1Kg | 370 | 2.78 | -0.16 |
| Chicken Feet | 1Kg | 984.62 | -16.42 | -0.04 |
| Chicken Wings | 1Kg | 924.62 | -14.96 | 0.06 |
| Evaporated tinned milk carnation 170g | 1 unit | 170 | 11.93 | -1.51 |
| Evaporated tinned milk(peak), 170g | 1 unit | 189.14 | 22.03 | -4.63 |
| Frozen chicken | 1 unit | 1933.33 | -3.33 | -3.33 |
| Gari white,sold loose | 1Kg | 191.72 | -10.96 | -7.67 |
| Gari yellow,sold loose | 1Kg | 217.54 | 13.62 | -5.62 |
| Mudfish (aro) fresh | 1Kg | 1533.33 | 28.46 | -2.48 |
| Mudfish : dried | 1Kg | 2450.98 | 74.96 | -1.8 |
| Onion bulb | 1Kg | 305.85 | -38.85 | 0.09 |
| Rice agric sold loose | 1Kg | 340 | -21.54 | -1.48 |
| Rice local sold loose | 1Kg | 319.68 | -0.89 | -0.38 |
| Rice Medium Grained | 1Kg | 362.22 | -5.51 | -0.85 |
| Rice,imported high quality sold loose | 1Kg | 384.29 | -9.43 | -0.33 |
| Tomato | 1Kg | 405.82 | -26.25 | -0.74 |
| Yam tuber | 1Kg | 227.72 | -36.78 | -3.65 |
| Dried Fish Sardine | 1Kg | 1196.67 | 2.04 | -3.74 |
| Iced Sardine | 1Kg | 953.97 | 24.43 | -0.36 |
| Irish potato | 1Kg | 224.7 | -4.9 | -3.88 |
| Sweet potato | 1Kg | 123.4 | -14.71 | -6.76 |
| Tilapia fish (epiya) fresh | 1Kg | 886.67 | 15.65 | -0.09 |
| Titus:frozen | 1Kg | 973.13 | 11.14 | -1.46 |
| Catfish (obokun) fresh | 1Kg | 1280.45 | 7 | 0.13 |
| Catfish :dried | 1Kg | 2072.71 | -3.29 | -3.2 |
| Catfish Smoked | 1Kg | 1325.55 | -33.73 | -0.2 |
| Mackerel : frozen | 1Kg | 854.53 | -1.24 | -3.37 |
| Groundnut oil: 1 bottle, specify bottle | 1Ltr | 463.55 | 4.56 | -0.38 |
| Maize grain white sold loose | 1Kg | 231.03 | -13.28 | -0.54 |
| Maize grain yellow sold loose | 1Kg | 257.08 | 6.38 | -0.1 |
| Palm oil: 1 bottle,specify bottle | 1Ltr | 444.29 | 11.07 | -1.65 |
| Plantain(ripe) | 1Kg | 262.72 | 8.2 | -9.26 |
| Plantain(unripe) | 1Kg | 263.76 | 26.62 | -2.35 |
| Vegetable oil:1 bottle,specify bottle | 1Ltr | 605.71 | 13.15 | -0.38 |
| Wheat flour: prepacked (golden penny 2kg) | 2Kg | 673.75 | 3.65 | -1.07 |

Selected Food Price Watch - December 2017

Anambra State



 Tomato


| | |
|---|---|
|  |  |
| UNIT OF MEASUREMENT | NOVEMBER 2017 |
| 1KG | N323.73 |



 Beans brown, sold loose


| | |
|---|---|
|  |  |
| UNIT OF MEASUREMENT | NOVEMBER 2017 |
| 1KG | N409.88 |



 Rice Local sold Loose

| | |
|---|---|
|  |  |
| UNIT OF MEASUREMENT | NOVEMBER 2017 |
| 1KG | N280.06 |


 Bread sliced 500g


| | |
|---|---|
|  |  |
| UNIT OF MEASUREMENT | NOVEMBER 2017 |
| 1 loaf | N320.00 |



 Yam Tuber

| | |
|---|---|
|  |  |
| UNIT OF MEASUREMENT | NOVEMBER 2017 |
| 1KG | N190.04 |

 Palm oil: 1 bottle


| | |
|---|---|
|  |  |
| UNIT OF MEASUREMENT | NOVEMBER 2017 |
| 1Ltr | N486.67 |


 Beef, boneless


| | |
|---|---|
|  |  |
| UNIT OF MEASUREMENT | NOVEMBER 2017 |
| 1KG | N1351.11 |



 Onion bulb

| | |
|---|---|
|  |  |
| UNIT OF MEASUREMENT | NOVEMBER 2017 |
| 1KG | N225.85 |

 Garri white, sold Loose

| | |
|---|---|
|  |  |
| UNIT OF MEASUREMENT | NOVEMBER 2017 |
| 1KG | N187.47 |

 Wheat flour: prepacked (golden penny) 2kg

| | |
|---|---|
|  |  |
| UNIT OF MEASUREMENT | NOVEMBER 2017 |
| 2KG | N657.00 |

Selected Food Price Watch - December 2017

Anambra State



| ItemLabels | Unit of Measurement | Dec-17 | YoY% | MoM% |
|---|---------------------|---------|--------|--------|
| Agric eggs medium size | 1 Dozen | 435.91 | 24.47 | -6.26 |
| Agric eggs(medium size price of one) | 1 Piece | 40.73 | 0.31 | -1.86 |
| Beans brown,sold loose | 1Kg | 257.45 | -22.24 | -3.87 |
| Beans:white black eye. sold loose | 1Kg | 249.08 | -2.33 | -0.46 |
| Beef Bone in | 1Kg | 1033.31 | 4.56 | -5.37 |
| Beef,boneless | 1Kg | 1237.28 | 43.55 | -11.12 |
| Bread sliced 500g | 1 loaf | 300.33 | 23.59 | 0.11 |
| Bread unsliced 500g | 1 loaf | 256.36 | -0.28 | -3.37 |
| Broken Rice (Ofada) | 1Kg | 342.15 | 22.09 | -2.37 |
| Chicken Feet | 1Kg | 650 | 29.6 | -0.04 |
| Chicken Wings | 1Kg | 670 | 42.83 | -0.86 |
| Evaporated tinned milk carnation 170g | 1 unit | 166.67 | 34.57 | -8.15 |
| Evaporated tinned milk(peak), 170g | 1 unit | 185.56 | 26.8 | -5.74 |
| Frozen chicken | 1Kg | 1645.55 | 42.23 | -0.27 |
| Gari white,sold loose | 1Kg | 346.14 | 38.33 | -0.36 |
| Gari yellow,sold loose | 1Kg | 386.78 | 28.91 | -2.77 |
| Mudfish (aro) fresh | 1Kg | 1023.81 | 23.35 | -0.37 |
| Mudfish : dried | 1Kg | 2121.96 | -3.56 | -3.55 |
| Onion bulb | 1Kg | 126.67 | -38.2 | -1.55 |
| Rice agric sold loose | 1Kg | 307.21 | 39.45 | -1.63 |
| Rice local sold loose | 1Kg | 221.57 | -15.84 | -7.29 |
| Rice Medium Grained | 1Kg | 249.39 | 24.54 | -1.94 |
| Rice,imported high quality sold loose | 1Kg | 352.47 | -7.28 | -5.58 |
| Tomato | 1Kg | 200.7 | 61.74 | 0.24 |
| Yam tuber | 1Kg | 230.65 | 49.53 | -4.75 |
| Dried Fish Sardine | 1Kg | 1570.63 | -7.61 | -6.79 |
| Iced Sardine | 1Kg | 950.34 | 14.04 | 0.01 |
| Irish potato | 1Kg | 250.54 | 32.15 | 0.21 |
| Sweet potato | 1Kg | 81.92 | -17.91 | -3.88 |
| Tilapia fish (epiya) fresh | 1Kg | 978.81 | 2.92 | -0.98 |
| Titus:frozen | 1Kg | 744.44 | -11.4 | -0.79 |
| Catfish (obokun) fresh | 1Kg | 766.67 | -9.8 | -9.88 |
| Catfish :dried | 1Kg | 1700 | -2.86 | -2.86 |
| Catfish Smoked | 1Kg | 1425.55 | -1.21 | -1.69 |
| Mackerel : frozen | 1Kg | 765.78 | -13.62 | -0.62 |
| Groundnut oil: 1 bottle, specify bottle | 1Ltr | 558.67 | 0.96 | -5.02 |
| Maize grain white sold loose | 1Kg | 129.25 | -12.4 | -2.23 |
| Maize grain yellow sold loose | 1Kg | 132.08 | 7.63 | -0.13 |
| Palm oil: 1 bottle,specify bottle | 1Ltr | 400.45 | 3.45 | 0.08 |
| Plantain(ripe) | 1Kg | 249.26 | 6 | -0.35 |
| Plantain(unripe) | 1Kg | 212.92 | -3.92 | -0.66 |
| Vegetable oil:1 bottle,specify bottle | 1Ltr | 513.64 | 28.41 | -1.89 |
| Wheat flour: prepacked (golden penny 2kg) | 2Kg | 662.5 | 29.9 | -2.7 |

Selected Food Price Watch - December 2017

Bauchi State



 Tomato


| | |
|---|---|
|  |  |
| UNIT OF MEASUREMENT | NOVEMBER 2017 |
| 1KG | N202.07 |



 Beans brown, sold loose


| | |
|---|---|
|  |  |
| UNIT OF MEASUREMENT | NOVEMBER 2017 |
| 1KG | N317.47 |



 Rice Local sold Loose


| | |
|---|---|
|  |  |
| UNIT OF MEASUREMENT | NOVEMBER 2017 |
| 1KG | N260.21 |



 Bread sliced 500g


| | |
|---|---|
|  |  |
| UNIT OF MEASUREMENT | NOVEMBER 2017 |
| 1 loaf | N256.67 |



 Yam Tuber


| | |
|---|---|
|  |  |
| UNIT OF MEASUREMENT | NOVEMBER 2017 |
| 1KG | N147.37 |



 Palm oil: 1 bottle


| | |
|---|---|
|  |  |
| UNIT OF MEASUREMENT | NOVEMBER 2017 |
| 1Ltr | N480.00 |


 Beef, boneless


| | |
|---|---|
|  |  |
| UNIT OF MEASUREMENT | NOVEMBER 2017 |
| 1KG | N1063.33 |



 Onion bulb

| | |
|---|---|
|  |  |
| UNIT OF MEASUREMENT | NOVEMBER 2017 |
| 1KG | N131.75 |

 Garri white, sold Loose

| | |
|---|---|
|  |  |
| UNIT OF MEASUREMENT | NOVEMBER 2017 |
| 1KG | N321.65 |

 Wheat flour: prepacked (golden penny) 2kg

| | |
|---|---|
|  |  |
| UNIT OF MEASUREMENT | NOVEMBER 2017 |
| 2KG | N635.00 |

Selected Food Price Watch - December 2017

Bauchi State



| ItemLabels | Unit of Measurement | Dec-17 | YoY% | MoM% |
|---|---------------------|---------|--------|-------|
| Agric eggs medium size | 1 Dozen | 456.43 | 27.53 | 1.32 |
| Agric eggs(medium size price of one) | 1 Piece | 39.39 | -2.9 | 0.24 |
| Beans brown,sold loose | 1Kg | 317.47 | -6.39 | -1.71 |
| Beans:white black eye. sold loose | 1Kg | 277.15 | 6.32 | -4.61 |
| Beef Bone in | 1Kg | 1025 | 4.5 | 2.5 |
| Beef,boneless | 1Kg | 1063.33 | 16.65 | -0.31 |
| Bread sliced 500g | 1 loaf | 256.67 | -9.62 | -4.94 |
| Bread unsliced 500g | 1 loaf | 250 | -8.88 | -6.72 |
| Broken Rice (Ofada) | 1Kg | 297.36 | 5.15 | -0.48 |
| Chicken Feet | 1Kg | 404.29 | 59.02 | -0.36 |
| Chicken Wings | 1Kg | 550.5 | 19.31 | 0.09 |
| Evaporated tinned milk carnation 170g | 1 unit | 175 | 29.32 | 2.74 |
| Evaporated tinned milk(peak), 170g | 1 unit | 200.46 | 34.54 | 0.23 |
| Frozen chicken | 1Kg | 1800 | 43.07 | -2.72 |
| Gari white,sold loose | 1Kg | 321.65 | 30.93 | -1.07 |
| Gari yellow,sold loose | 1Kg | 311.82 | 24.5 | 0.09 |
| Mudfish (aro) fresh | 1Kg | 800.59 | -13.48 | -0.02 |
| Mudfish : dried | 1Kg | 1522.41 | 7.49 | -4.97 |
| Onion bulb | 1Kg | 131.75 | -42.87 | -1.95 |
| Rice agric sold loose | 1Kg | 294.86 | -15.78 | -2.88 |
| Rice local sold loose | 1Kg | 260.21 | -0.2 | -3.18 |
| Rice Medium Grained | 1Kg | 278.28 | -29.17 | -2.62 |
| Rice,imported high quality sold loose | 1Kg | 353.45 | -16.04 | -1.89 |
| Tomato | 1Kg | 202.07 | -11.75 | -1.49 |
| Yam tuber | 1Kg | 147.37 | -5.12 | 10.39 |
| Dried Fish Sardine | 1Kg | 1557.89 | -7.37 | -5.58 |
| Iced Sardine | 1Kg | 800.01 | 0.18 | 0 |
| Irish potato | 1Kg | 141.77 | -1.09 | 0.26 |
| Sweet potato | 1Kg | 75.81 | -36.16 | -0.18 |
| Tilapia fish (epiya) fresh | 1Kg | 680 | -11.11 | -2.89 |
| Titus:frozen | 1Kg | 610 | -3.17 | -0.07 |
| Catfish (obokun) fresh | 1Kg | 920.46 | -5.86 | -0.01 |
| Catfish :dried | 1Kg | 2000.29 | 4.31 | -0.01 |
| Catfish Smoked | 1Kg | 1750 | -4 | 0 |
| Mackerel : frozen | 1Kg | 950 | 4.01 | -4.83 |
| Groundnut oil: 1 bottle, specify bottle | 1Ltr | 451.52 | 8.8 | 0.3 |
| Maize grain white sold loose | 1Kg | 142.53 | 15.27 | 0.12 |
| Maize grain yellow sold loose | 1Kg | 150.08 | 14.87 | -0.25 |
| Palm oil: 1 bottle,specify bottle | 1Ltr | 480 | 10.77 | -0.11 |
| Plantain(ripe) | 1Kg | 259.26 | -16.95 | 3.37 |
| Plantain(unripe) | 1Kg | 211.72 | 27.73 | 1.73 |
| Vegetable oil:1 bottle,specify bottle | 1Ltr | 470 | 14.79 | -3.22 |
| Wheat flour: prepacked (golden penny 2kg) | 2Kg | 635 | -2.31 | -1.62 |

Selected Food Price Watch - December 2017

Bayelsa State





 Tomato



 UNIT OF MEASUREMENT

1KG



 NOVEMBER 2017

N367.97



 Rice Local sold Loose



 UNIT OF MEASUREMENT

1KG



 NOVEMBER 2017

N373.01



 Yam Tuber



 UNIT OF MEASUREMENT

1KG



 NOVEMBER 2017

N307.22



 Beef, boneless




 UNIT OF MEASUREMENT

1KG




 NOVEMBER 2017

N1,360.33




 Garri white, sold Loose



 UNIT OF MEASUREMENT

1KG



 NOVEMBER 2017

N240.15



 Beans brown, sold loose




 UNIT OF MEASUREMENT

1KG




 NOVEMBER 2017

N371.04




 Bread sliced 500g




 UNIT OF MEASUREMENT

1 loaf




 NOVEMBER 2017

N364.29




 Palm oil: 1 bottle



 UNIT OF MEASUREMENT

1Ltr



 NOVEMBER 2017

N492.00



 Onion bulb



 UNIT OF MEASUREMENT

1KG



 NOVEMBER 2017

N265.87



 Wheat flour: prepacked (golden penny) 2kg



 UNIT OF MEASUREMENT

2KG



 NOVEMBER 2017

N679.82

Selected Food Price Watch - December 2017


Bayelsa State




| ItemLabels | Unit of Measurement | Dec-17 | YoY% | MoM% |
|---|---------------------|---------|--------|-------|
| Agric eggs medium size | 1 Dozen | 494.29 | 7.07 | 5.62 |
| Agric eggs(medium size price of one) | 1 Piece | 45.23 | 0.05 | 13.08 |
| Beans brown,sold loose | 1Kg | 371.04 | -23.16 | -4.41 |
| Beans:white black eye. sold loose | 1Kg | 372.34 | -3 | -1.44 |
| Beef Bone in | 1Kg | 1288.34 | 10.27 | -0.19 |
| Beef,boneless | 1Kg | 1360.33 | -2.29 | -3.18 |
| Bread sliced 500g | 1 loaf | 364.29 | -10.6 | -5.71 |
| Bread unsliced 500g | 1 loaf | 405.38 | 10.31 | -0.33 |
| Broken Rice (Ofada) | 1Kg | 425 | 27.29 | 1.19 |
| Chicken Feet | 1Kg | 915.16 | -7.41 | 0.01 |
| Chicken Wings | 1Kg | 1147.45 | 22.7 | -0.65 |
| Evaporated tinned milk carnation 170g | 1 unit | 152 | 2.48 | -0.87 |
| Evaporated tinned milk(peak). 170g | 1 unit | 181.54 | 21.6 | -8.31 |
| Frozen chicken | 1 unit | 1885 | 13.1 | -5.75 |
| Gari white,sold loose | 1Kg | 240.15 | -34 | -1.05 |
| Gari yellow,sold loose | 1Kg | 288.31 | -27.03 | -5.02 |
| Mudfish (aro) fresh | 1Kg | 1355.15 | 5.14 | -1.72 |
| Mudfish : dried | 1Kg | 1603.11 | 32.45 | -3.14 |
| Onion bulb | 1Kg | 265.87 | -24.41 | -4.52 |
| Rice agric sold loose | 1Kg | 400.96 | -13.18 | 0.1 |
| Rice local sold loose | 1Kg | 373.01 | -23.89 | -1.42 |
| Rice Medium Grained | 1Kg | 400 | 17.65 | -0.05 |
| Rice,imported high quality sold loose | 1Kg | 410.41 | -34.17 | -0.19 |
| Tomato | 1Kg | 367.97 | -24.64 | -0.42 |
| Yam tuber | 1Kg | 307.22 | -38.61 | -1.69 |
| Dried Fish Sardine | 1Kg | 1338.4 | -19.42 | -1.95 |
| Iced Sardine | 1Kg | 773.4 | 1.01 | -0.65 |
| Irish potato | 1Kg | 176.39 | -8.01 | -1.94 |
| Sweet potato | 1Kg | 130.12 | -14.61 | -0.05 |
| Tilapia fish (epiya) fresh | 1Kg | 721.3 | 7.4 | -0.38 |
| Titus:frozen | 1Kg | 736.24 | 15.27 | -0.62 |
| Catfish (obokun) fresh | 1Kg | 1103.8 | 18.91 | -0.43 |
| Catfish :dried | 1Kg | 2023.91 | -8.82 | -0.64 |
| Catfish Smoked | 1Kg | 2044.79 | -6.92 | -0.4 |
| Mackerel : frozen | 1Kg | 920.03 | 4.33 | -0.77 |
| Groundnut oil: 1 bottle, specify bottle | 1Ltr | 501 | 14.15 | -0.35 |
| Maize grain white sold loose | 1Kg | 251.95 | 26.97 | -1.97 |
| Maize grain yellow sold loose | 1Kg | 250.42 | 13.77 | -2.63 |
| Palm oil: 1 bottle,specify bottle | 1Ltr | 492 | 4.05 | -0.63 |
| Plantain(ripe) | 1Kg | 226.48 | 0.81 | -7.23 |
| Plantain(unripe) | 1Kg | 211.21 | 25.01 | 0.05 |
| Vegetable oil: 1 bottle,specify bottle | 1Ltr | 436.67 | 7.38 | -2.53 |
| Wheat flour: prepacked (golden penny 2kg) | 2Kg | 679.82 | 2.61 | -0.03 |

Selected Food Price Watch - December 2017

Benue State

| | |
|---|---|
|  |  |
| UNIT OF MEASUREMENT | NOVEMBER 2017 |
| 1KG | N242.69 |

Tomato




| | |
|---|---|
|  |  |
| UNIT OF MEASUREMENT | NOVEMBER 2017 |
| 1KG | N387.31 |



Beans brown, sold loose




| | |
|---|---|
|  |  |
| UNIT OF MEASUREMENT | NOVEMBER 2017 |
| 1KG | N266.80 |



Rice Local sold Loose




| | |
|---|---|
|  |  |
| UNIT OF MEASUREMENT | NOVEMBER 2017 |
| 1 loaf | N311.43 |



Bread sliced 500g



| | |
|---|---|
|  |  |
| UNIT OF MEASUREMENT | NOVEMBER 2017 |
| 1KG | N179.24 |

Yam Tuber



| | |
|---|---|
|  |  |
| UNIT OF MEASUREMENT | NOVEMBER 2017 |
| 1Ltr | N530.14 |

Palm oil: 1 bottle



| | |
|---|---|
|  |  |
| UNIT OF MEASUREMENT | NOVEMBER 2017 |
| 1KG | N1285.90 |

Beef, boneless




| | |
|---|---|
|  |  |
| UNIT OF MEASUREMENT | NOVEMBER 2017 |
| 1KG | N201.01 |



Onion bulb



| | |
|---|---|
|  |  |
| UNIT OF MEASUREMENT | NOVEMBER 2017 |
| 1KG | N209.01 |

Garri white, sold Loose



| | |
|---|---|
|  |  |
| UNIT OF MEASUREMENT | NOVEMBER 2017 |
| 2KG | N657.14 |

Wheat flour: prepacked (golden penny) 2kg

Selected Food Price Watch - December 2017


Benue State




| ItemLabels | Unit of Measurement | Dec-17 | YoY% | MoM% |
|---|---------------------|---------|--------|-------|
| Agric eggs medium size | 1 Dozen | 512.55 | 5.14 | 2.38 |
| Agric eggs(medium size price of one) | 1 Piece | 46.74 | 2.51 | 10.73 |
| Beans brown,sold loose | 1Kg | 387.31 | 14.5 | -2.21 |
| Beans:white black eye. sold loose | 1Kg | 349.69 | 22.99 | -1.1 |
| Beef Bone in | 1Kg | 1044.44 | -3.59 | 2.04 |
| Beef,boneless | 1Kg | 1285.9 | 6.67 | 3.66 |
| Bread sliced 500g | 1 loaf | 311.43 | 8.17 | -1.13 |
| Bread unsliced 500g | 1 loaf | 273.53 | -13.18 | 0.17 |
| Broken Rice (Ofada) | 1Kg | 370 | 40.51 | -0.38 |
| Chicken Feet | 1Kg | 975 | 21.72 | -1.17 |
| Chicken Wings | 1Kg | 1066.67 | 29.29 | 0.78 |
| Evaporated tinned milk carnation 170g | 1 unit | 162.5 | 20.37 | -6.25 |
| Evaporated tinned milk(peak), 170g | 1 unit | 195.5 | 23.34 | 3.28 |
| Frozen chicken | 1 unit | 1700 | -1.92 | 3.03 |
| Gari white,sold loose | 1Kg | 209.01 | 40.46 | -2.39 |
| Gari yellow,sold loose | 1Kg | 365.89 | 52.27 | -0.33 |
| Mudfish (aro) fresh | 1Kg | 1085.06 | 22.01 | -0.07 |
| Mudfish : dried | 1Kg | 2214.4 | 0.65 | -1.81 |
| Onion bulb | 1Kg | 201.01 | -14.9 | 0.92 |
| Rice agric sold loose | 1Kg | 256.67 | -14.6 | 0.59 |
| Rice local sold loose | 1Kg | 266.8 | -11.14 | 3.69 |
| Rice Medium Grained | 1Kg | 244.87 | -5.11 | -3.21 |
| Rice,imported high quality sold loose | 1Kg | 353.35 | -7.56 | -0.6 |
| Tomato | 1Kg | 242.69 | -3.42 | -4.68 |
| Yam tuber | 1Kg | 179.24 | 36.88 | -3.57 |
| Dried Fish Sardine | 1Kg | 1141.67 | -8.67 | -1.25 |
| Iced Sardine | 1Kg | 680.74 | -0.25 | -0.38 |
| Irish potato | 1Kg | 180.32 | -0.23 | -1.72 |
| Sweet potato | 1Kg | 99.92 | -11.19 | 0.38 |
| Tilapia fish (epiya) fresh | 1Kg | 650 | -2.12 | -0.11 |
| Titus:frozen | 1Kg | 600.9 | 12.67 | 0.06 |
| Catfish (obokun) fresh | 1Kg | 773.43 | -0.06 | -0.3 |
| Catfish :dried | 1Kg | 1489.7 | -8.1 | -1.47 |
| Catfish Smoked | 1Kg | 1819.35 | 6.11 | -2.38 |
| Mackerel : frozen | 1Kg | 736.21 | -6.59 | -1.21 |
| Groundnut oil: 1 bottle, specify bottle | 1Ltr | 441.79 | 1.95 | -0.91 |
| Maize grain white sold loose | 1Kg | 195.55 | 33.81 | -0.07 |
| Maize grain yellow sold loose | 1Kg | 205.3 | 34.45 | 0.12 |
| Palm oil: 1 bottle,specify bottle | 1Ltr | 530.14 | 17.81 | -0.03 |
| Plantain(ripe) | 1Kg | 215.12 | 6.9 | 2.35 |
| Plantain(unripe) | 1Kg | 237.24 | 37.43 | -1.26 |
| Vegetable oil:1 bottle,specify bottle | 1Ltr | 470 | 31.16 | -0.97 |
| Wheat flour: prepacked (golden penny 2kg) | 2Kg | 657.14 | 8.17 | -2.07 |

Selected Food Price Watch - December 2017

Borno State


| | |
|---|---|
|  |  |
| UNIT OF MEASUREMENT | NOVEMBER 2017 |
| 1KG | N224.32 |



Tomato



| | |
|---|---|
|  |  |
| UNIT OF MEASUREMENT | NOVEMBER 2017 |
| 1KG | N311.93 |

Rice Local sold Loose




| | |
|---|---|
|  |  |
| UNIT OF MEASUREMENT | NOVEMBER 2017 |
| 1KG | N194.91 |



Yam Tuber



| | |
|---|---|
|  |  |
| UNIT OF MEASUREMENT | NOVEMBER 2017 |
| 1KG | N1140.15 |

Beef, boneless




| | |
|---|---|
|  |  |
| UNIT OF MEASUREMENT | NOVEMBER 2017 |
| 1KG | N325.32 |



Garri white, sold Loose




| | |
|---|---|
|  |  |
| UNIT OF MEASUREMENT | NOVEMBER 2017 |
| 1KG | N375.81 |



Beans brown, sold loose



| | |
|---|---|
|  |  |
| UNIT OF MEASUREMENT | NOVEMBER 2017 |
| 1 loaf | N320.00 |

Bread sliced 500g




| | |
|---|---|
|  |  |
| UNIT OF MEASUREMENT | NOVEMBER 2017 |
| 1Ltr | N497.27 |



Palm oil: 1 bottle



| | |
|---|---|
|  |  |
| UNIT OF MEASUREMENT | NOVEMBER 2017 |
| 1KG | N157.70 |

Onion bulb



| | |
|---|---|
|  |  |
| UNIT OF MEASUREMENT | NOVEMBER 2017 |
| 2KG | N600.00 |

Wheat flour: prepacked (golden penny) 2kg

Selected Food Price Watch - December 2017

Borno State



| ItemLabels | Unit of Measurement | Dec-17 | YoY% | MoM% |
|---|---------------------|---------|--------|-------|
| Agric eggs medium size | 1 Dozen | 449.09 | 37.13 | -6.55 |
| Agric eggs(medium size price of one) | 1 Piece | 40.82 | 2.85 | -3.39 |
| Beans brown,sold loose | 1Kg | 375.81 | 81.89 | -0.52 |
| Beans:white black eye. sold loose | 1Kg | 351.89 | 11.19 | -0.2 |
| Beef Bone in | 1Kg | 1070.37 | 19.87 | 0 |
| Beef,boneless | 1Kg | 1140.15 | 12.97 | -4.46 |
| Bread sliced 500g | 1 loaf | 320 | -1.03 | -2.59 |
| Bread unsliced 500g | 1 loaf | 272 | -21.32 | -4.23 |
| Broken Rice (Ofada) | 1Kg | 370.53 | 38.94 | -1.33 |
| Chicken Feet | 1Kg | 525 | 78.66 | -0.57 |
| Chicken Wings | 1Kg | 670 | 33.95 | -1.5 |
| Evaporated tinned milk carnation 170g | 1 unit | 175 | 37.25 | -2.9 |
| Evaporated tinned milk(peak), 170g | 1 unit | 184 | 26.35 | -4.53 |
| Frozen chicken | 1Kg | 1500 | 36.32 | 0 |
| Gari white,sold loose | 1Kg | 325.32 | 49.29 | -0.66 |
| Gari yellow,sold loose | 1Kg | 343.81 | 39.98 | 0.08 |
| Mudfish (aro) fresh | 1Kg | 944.44 | 17.53 | 0.19 |
| Mudfish : dried | 1Kg | 1700 | 6.99 | -9.51 |
| Onion bulb | 1Kg | 157.7 | 20.28 | -0.13 |
| Rice agric sold loose | 1Kg | 400.85 | 27.02 | -1.23 |
| Rice local sold loose | 1Kg | 311.93 | 30.24 | -1.06 |
| Rice Medium Grained | 1Kg | 381.43 | 58.02 | -1.82 |
| Rice,imported high quality sold loose | 1Kg | 359.62 | 7.23 | 1.48 |
| Tomato | 1Kg | 224.32 | 52.37 | -0.72 |
| Yam tuber | 1Kg | 194.91 | 81.87 | -1.04 |
| Dried Fish Sardine | 1Kg | 1525 | -8.32 | -1.64 |
| Iced Sardine | 1Kg | 781.67 | 2.85 | -1.4 |
| Irish potato | 1Kg | 153.02 | -9.26 | -1.65 |
| Sweet potato | 1Kg | 86.26 | -20.26 | -8.07 |
| Tilapia fish (epiya) fresh | 1Kg | 673.92 | -7.65 | -3.58 |
| Titus:frozen | 1Kg | 841.25 | 31.45 | -1.99 |
| Catfish (obokun) fresh | 1Kg | 892.55 | 6.13 | -1.54 |
| Catfish :dried | 1Kg | 1602.78 | 13.69 | -4.85 |
| Catfish Smoked | 1Kg | 1500 | -4.55 | -2.76 |
| Mackerel : frozen | 1Kg | 875 | 2.24 | 0 |
| Groundnut oil: 1 bottle, specify bottle | 1Ltr | 522.06 | 11.35 | -0.53 |
| Maize grain white sold loose | 1Kg | 137.84 | 14.35 | -0.78 |
| Maize grain yellow sold loose | 1Kg | 130.73 | 1.47 | -6.74 |
| Palm oil: 1 bottle,specify bottle | 1Ltr | 497.27 | 6.37 | -0.14 |
| Plantain(ripe) | 1Kg | 221.39 | 1.79 | -2.94 |
| Plantain(unripe) | 1Kg | 236.67 | 21.19 | -0.69 |
| Vegetable oil:1 bottle,specify bottle | 1Ltr | 530 | 20 | -2.43 |
| Wheat flour: prepacked (golden penny 2kg) | 2Kg | 600 | 0.04 | -7.81 |

Selected Food Price Watch - December 2017

Cross River State



 Tomato


| | |
|---|---|
|  |  |
| UNIT OF MEASUREMENT | NOVEMBER 2017 |
| 1KG | N412.08 |



 Beans brown, sold loose


| | |
|---|---|
|  |  |
| UNIT OF MEASUREMENT | NOVEMBER 2017 |
| 1KG | N411.37 |



 Rice Local sold Loose


| | |
|---|---|
|  |  |
| UNIT OF MEASUREMENT | NOVEMBER 2017 |
| 1KG | N302.37 |



 Bread sliced 500g

| | |
|---|---|
|  |  |
| UNIT OF MEASUREMENT | NOVEMBER 2017 |
| 1 loaf | N334.38 |



 Yam Tuber

| | |
|---|---|
|  |  |
| UNIT OF MEASUREMENT | NOVEMBER 2017 |
| 1KG | N224.52 |

 Palm oil: 1 bottle

| | |
|---|---|
|  |  |
| UNIT OF MEASUREMENT | NOVEMBER 2017 |
| 1Ltr | N490.57 |

 Beef, boneless


| | |
|---|---|
|  |  |
| UNIT OF MEASUREMENT | NOVEMBER 2017 |
| 1KG | N1372.16 |



 Onion bulb

| | |
|---|---|
|  |  |
| UNIT OF MEASUREMENT | NOVEMBER 2017 |
| 1KG | N303.20 |

 Garri white, sold Loose

| | |
|---|---|
|  |  |
| UNIT OF MEASUREMENT | NOVEMBER 2017 |
| 1KG | N279.56 |

 Wheat flour: prepacked (golden penny) 2kg

| | |
|---|---|
|  |  |
| UNIT OF MEASUREMENT | NOVEMBER 2017 |
| 2KG | N690.00 |

Selected Food Price Watch - December 2017

Cross River State



| ItemLabels | Unit of Measurement | Dec-17 | YoY% | MoM% |
|---|---------------------|---------|--------|-------|
| Agric eggs medium size | 1 Dozen | 518.13 | 20.92 | 14.63 |
| Agric eggs(medium size price of one) | 1 Piece | 45.88 | 19.93 | 7.96 |
| Beans brown,sold loose | 1Kg | 411.37 | 2.59 | -0.61 |
| Beans:white black eye. sold loose | 1Kg | 371.24 | 6.6 | -6.67 |
| Beef Bone in | 1Kg | 973.7 | -7.08 | -1.1 |
| Beef,boneless | 1Kg | 1372.16 | 22.96 | -2.2 |
| Bread sliced 500g | 1 loaf | 334.38 | -0.53 | -2.47 |
| Bread unsliced 500g | 1 loaf | 314.38 | 4.79 | -1.76 |
| Broken Rice (Ofada) | 1Kg | 392.6 | 22.75 | -0.03 |
| Chicken Feet | 1Kg | 956 | 17.3 | -1.29 |
| Chicken Wings | 1Kg | 960 | 9.71 | 0 |
| Evaporated tinned milk carnation 170g | 1 unit | 158.82 | -3.01 | -1.49 |
| Evaporated tinned milk(peak), 170g | 1 unit | 192.12 | 26.67 | -0.73 |
| Frozen chicken | 1 unit | 1733.33 | 10.93 | -1.07 |
| Gari white,sold loose | 1Kg | 279.56 | 18.99 | -5.36 |
| Gari yellow,sold loose | 1Kg | 274.41 | 13.84 | -2.6 |
| Mudfish (aro) fresh | 1Kg | 971.27 | 0.53 | -1.4 |
| Mudfish : dried | 1Kg | 1950.12 | 25.1 | -0.52 |
| Onion bulb | 1Kg | 303.2 | -34.4 | -0.55 |
| Rice agric sold loose | 1Kg | 352.94 | -2.37 | -1.19 |
| Rice local sold loose | 1Kg | 302.37 | -4.69 | 0.05 |
| Rice Medium Grained | 1Kg | 314.06 | -14.62 | -0.82 |
| Rice,imported high quality sold loose | 1Kg | 345.76 | -13.18 | -1.5 |
| Tomato | 1Kg | 412.08 | -40.34 | -0.32 |
| Yam tuber | 1Kg | 224.52 | 0.06 | -1.95 |
| Dried Fish Sardine | 1Kg | 1455.08 | -12.28 | -6.43 |
| Iced Sardine | 1Kg | 870.38 | 15.01 | 10.64 |
| Irish potato | 1Kg | 176.45 | -9.51 | -2.44 |
| Sweet potato | 1Kg | 134.84 | -12.55 | -5.14 |
| Tilapia fish (epiya) fresh | 1Kg | 876.77 | -1.26 | -1.46 |
| Titus:frozen | 1Kg | 860.89 | 11.49 | -1.98 |
| Catfish (obokun) fresh | 1Kg | 842.96 | -14.27 | -0.68 |
| Catfish :dried | 1Kg | 2170.12 | 9.54 | -0.2 |
| Catfish Smoked | 1Kg | 1764.49 | -7.11 | -3.22 |
| Mackerel : frozen | 1Kg | 857.53 | 0.89 | -0.79 |
| Groundnut oil: 1 bottle, specify bottle | 1Ltr | 442.42 | -11.52 | -0.95 |
| Maize grain white sold loose | 1Kg | 251 | 16.9 | -0.27 |
| Maize grain yellow sold loose | 1Kg | 249.55 | 24.7 | -0.13 |
| Palm oil: 1 bottle,specify bottle | 1Ltr | 490.57 | 22.46 | -0.65 |
| Plantain(ripe) | 1Kg | 250.22 | 8.89 | -0.32 |
| Plantain(unripe) | 1Kg | 210.14 | 14.1 | -1.1 |
| Vegetable oil:1 bottle,specify bottle | 1Ltr | 596.67 | 0.24 | -1.67 |
| Wheat flour: prepacked (golden penny 2kg) | 2Kg | 690 | 4.15 | -0.82 |

Selected Food Price Watch - December 2017

Delta State



 Tomato


| | |
|---|---|
|  |  |
| UNIT OF MEASUREMENT | NOVEMBER 2017 |
| 1KG | N401.95 |



 Beans brown, sold loose


| | |
|---|---|
|  |  |
| UNIT OF MEASUREMENT | NOVEMBER 2017 |
| 1KG | N358.52 |



 Rice Local sold Loose


| | |
|---|---|
|  |  |
| UNIT OF MEASUREMENT | NOVEMBER 2017 |
| 1KG | N278.43 |



 Bread sliced 500g


| | |
|---|---|
|  |  |
| UNIT OF MEASUREMENT | NOVEMBER 2017 |
| 1 loaf | N300.88 |



 Yam Tuber


| | |
|---|---|
|  |  |
| UNIT OF MEASUREMENT | NOVEMBER 2017 |
| 1KG | N163.49 |



 Palm oil: 1 bottle


| | |
|---|---|
|  |  |
| UNIT OF MEASUREMENT | NOVEMBER 2017 |
| 1Ltr | N483.70 |



 Beef, boneless


| | |
|---|---|
|  |  |
| UNIT OF MEASUREMENT | NOVEMBER 2017 |
| 1KG | N1393.46 |



 Onion bulb

| | |
|---|---|
|  |  |
| UNIT OF MEASUREMENT | NOVEMBER 2017 |
| 1KG | N286.26 |

 Garri white, sold Loose

| | |
|---|---|
|  |  |
| UNIT OF MEASUREMENT | NOVEMBER 2017 |
| 1KG | N260.54 |

 Wheat flour: prepacked (golden penny) 2kg

| | |
|---|---|
|  |  |
| UNIT OF MEASUREMENT | NOVEMBER 2017 |
| 2KG | N682.50 |

Selected Food Price Watch - December 2017

Delta State



| ItemLabels | Unit of Measurement | Dec-17 | YoY% | MoM% |
|---|---------------------|---------|--------|-------|
| Agric eggs medium size | 1 Dozen | 450 | -1.26 | 1.69 |
| Agric eggs(medium size price of one) | 1 Piece | 43.53 | -4.21 | 4.79 |
| Beans brown,sold loose | 1Kg | 358.52 | -3.62 | -2.9 |
| Beans:white black eye. sold loose | 1Kg | 347.32 | -0.97 | -1.96 |
| Beef Bone in | 1Kg | 1232.16 | 32.89 | -2.48 |
| Beef,boneless | 1Kg | 1393.46 | 13.81 | -3.03 |
| Bread sliced 500g | 1 loaf | 300.88 | -4.07 | 0.29 |
| Bread unsliced 500g | 1 loaf | 299.5 | 7.25 | -0.17 |
| Broken Rice (Ofada) | 1Kg | 421.11 | 32.88 | -0.08 |
| Chicken Feet | 1Kg | 922.75 | 4.02 | -0.41 |
| Chicken Wings | 1Kg | 1063.29 | 10.34 | -2.64 |
| Evaporated tinned milk carnation 170g | 1 unit | 175 | 12.9 | 0 |
| Evaporated tinned milk(peak), 170g | 1 unit | 211.65 | 32.28 | -0.27 |
| Frozen chicken | 1 unit | 1627.27 | 7.06 | -6.75 |
| Gari white,sold loose | 1Kg | 260.54 | -40.76 | -3.81 |
| Gari yellow,sold loose | 1Kg | 273.89 | -20.66 | -5.43 |
| Mudfish (aro) fresh | 1Kg | 1260.22 | 7.75 | -1.12 |
| Mudfish : dried | 1Kg | 1714.02 | 15.23 | -0.3 |
| Onion bulb | 1Kg | 286.26 | 3.41 | -1.19 |
| Rice agric sold loose | 1Kg | 352.84 | -21.95 | -1.82 |
| Rice local sold loose | 1Kg | 278.43 | -22.8 | -2.13 |
| Rice Medium Grained | 1Kg | 320.74 | -21.26 | 0.17 |
| Rice,imported high quality sold loose | 1Kg | 386.36 | -17.43 | -0.27 |
| Tomato | 1Kg | 401.95 | 5.31 | -0.03 |
| Yam tuber | 1Kg | 163.49 | -32.63 | -6.07 |
| Dried Fish Sardine | 1Kg | 1248.04 | -10.72 | -0.48 |
| Iced Sardine | 1Kg | 821.77 | -8.67 | -2.02 |
| Irish potato | 1Kg | 233.61 | 4.11 | -1.24 |
| Sweet potato | 1Kg | 120.77 | -3.96 | -0.08 |
| Tilapia fish (epiya) fresh | 1Kg | 872.92 | -3.41 | -1.79 |
| Titus:frozen | 1Kg | 918.02 | 20.61 | -0.75 |
| Catfish (obokun) fresh | 1Kg | 869.43 | 7.08 | -0.86 |
| Catfish :dried | 1Kg | 2032.57 | 5.85 | -3.87 |
| Catfish Smoked | 1Kg | 1885.81 | -6.05 | -1.94 |
| Mackerel : frozen | 1Kg | 966.9 | 16.92 | -0.44 |
| Groundnut oil: 1 bottle, specify bottle | 1Ltr | 494.44 | -1.11 | -0.62 |
| Maize grain white sold loose | 1Kg | 222.85 | -8.09 | -0.81 |
| Maize grain yellow sold loose | 1Kg | 222.82 | -1.92 | -2.4 |
| Palm oil: 1 bottle,specify bottle | 1Ltr | 483.7 | 15.85 | -1.6 |
| Plantain(ripe) | 1Kg | 227.4 | 0.63 | -3.62 |
| Plantain(unripe) | 1Kg | 213.74 | 2.41 | -3.12 |
| Vegetable oil: 1 bottle,specify bottle | 1Ltr | 519.17 | 22.53 | -0.88 |
| Wheat flour: prepacked (golden penny 2kg) | 2Kg | 682.5 | 6.92 | -5.24 |




Selected Food Price Watch - December 2017




Ebonyi State






| | | |
|--|---|---|
|  |  |  |
| Tomato | UNIT OF MEASUREMENT 1KG | NOVEMBER 2017 N381.81 |




| | | |
|--|---|---|
|  |  |  |
| Rice Local sold Loose | UNIT OF MEASUREMENT 1KG | NOVEMBER 2017 N325.99 |




| | | |
|--|---|---|
|  |  |  |
| Yam Tuber | UNIT OF MEASUREMENT 1KG | NOVEMBER 2017 N276.07 |

| | | |
|--|---|---|
|  |  |  |
| Beef, boneless | UNIT OF MEASUREMENT 1KG | NOVEMBER 2017 N1367.35 |




| | | |
|--|---|---|
|  |  |  |
| Garri white, sold Loose | UNIT OF MEASUREMENT 1KG | NOVEMBER 2017 N305.56 |

| | | |
|--|---|---|
|  |  |  |
| Beans brown, sold loose | UNIT OF MEASUREMENT 1KG | NOVEMBER 2017 N532.38 |

| | | |
|--|---|---|
|  |  |  |
| Bread sliced 500g | UNIT OF MEASUREMENT 1 loaf | NOVEMBER 2017 N366.67 |

| | | |
|---|---|---|
|  |  |  |
| Palm oil: 1 bottle | UNIT OF MEASUREMENT 1Ltr | NOVEMBER 2017 N457.33 |

| | | |
|---|---|---|
|  |  |  |
| Onion bulb | UNIT OF MEASUREMENT 1KG | NOVEMBER 2017 N269.26 |

| | | |
|--|---|---|
|  |  |  |
| Wheat flour: prepacked (golden penny) 2kg | UNIT OF MEASUREMENT 2KG | NOVEMBER 2017 N733.33 |

Selected Food Price Watch - December 2017

Ebonyi State



| ItemLabels | Unit of Measurement | Dec-17 | YoY% | MoM% |
|---|---------------------|---------|--------|-------|
| Agric eggs medium size | 1 Dozen | 489 | 11.38 | 1.76 |
| Agric eggs(medium size price of one) | 1 Piece | 44 | 5.6 | 3.53 |
| Beans brown,sold loose | 1Kg | 532.38 | 3.75 | -0.69 |
| Beans:white black eye. sold loose | 1Kg | 425.71 | -9.82 | 2.39 |
| Beef Bone in | 1Kg | 979.55 | 2.98 | -0.62 |
| Beef,boneless | 1Kg | 1367.35 | 1.23 | -0.07 |
| Bread sliced 500g | 1 loaf | 366.67 | 2.03 | 0.08 |
| Bread unsliced 500g | 1 loaf | 300 | -3.03 | -4.07 |
| Broken Rice (Ofada) | 1Kg | 420 | 16.54 | 0 |
| Chicken Feet | 1Kg | 850 | 6.25 | -0.02 |
| Chicken Wings | 1Kg | 932.63 | -15.22 | -0.67 |
| Evaporated tinned milk carnation 170g | 1 unit | 163.75 | 28.29 | -3.68 |
| Evaporated tinned milk(peak), 170g | 1 unit | 198.55 | 17.62 | 0.71 |
| Frozen chicken | 1 unit | 1350 | -1.82 | 0 |
| Gari white,sold loose | 1Kg | 305.56 | 25.12 | -1.03 |
| Gari yellow,sold loose | 1Kg | 340 | 30.33 | -1.68 |
| Mudfish (aro) fresh | 1Kg | 830 | 6.34 | -0.62 |
| Mudfish : dried | 1Kg | 2278 | -8.88 | -0.02 |
| Onion bulb | 1Kg | 269.26 | 33.09 | -1.79 |
| Rice agric sold loose | 1Kg | 383 | 4.93 | -0.52 |
| Rice local sold loose | 1Kg | 325.99 | -8.77 | -2.69 |
| Rice Medium Grained | 1Kg | 302.84 | 20.41 | -1.43 |
| Rice,imported high quality sold loose | 1Kg | 440 | -17.56 | -0.41 |
| Tomato | 1Kg | 381.81 | 55.37 | -0.63 |
| Yam tuber | 1Kg | 276.07 | 6.13 | -2.99 |
| Dried Fish Sardine | 1Kg | 1280.99 | 4.27 | -0.37 |
| Iced Sardine | 1Kg | 825.95 | 8.05 | -0.49 |
| Irish potato | 1Kg | 164.44 | -14.15 | -2.03 |
| Sweet potato | 1Kg | 114.51 | -5.4 | -1.12 |
| Tilapia fish (epiya) fresh | 1Kg | 820.6 | 4.02 | -2.31 |
| Titus:frozen | 1Kg | 768.14 | 13.68 | -0.96 |
| Catfish (obokun) fresh | 1Kg | 952.55 | -0.05 | -0.05 |
| Catfish :dried | 1Kg | 2350 | 17.5 | -3.26 |
| Catfish Smoked | 1Kg | 1790.55 | -10.47 | -0.02 |
| Mackerel : frozen | 1Kg | 1053.44 | 15.4 | -0.17 |
| Groundnut oil: 1 bottle, specify bottle | 1Ltr | 493.33 | -1.33 | -1.33 |
| Maize grain white sold loose | 1Kg | 215.42 | -2.23 | -0.61 |
| Maize grain yellow sold loose | 1Kg | 225.99 | -11.81 | -0.66 |
| Palm oil: 1 bottle,specify bottle | 1Ltr | 457.33 | 8.32 | -1.3 |
| Plantain(ripe) | 1Kg | 272.42 | 14.77 | -1.06 |
| Plantain(unripe) | 1Kg | 256.93 | -1.58 | -0.44 |
| Vegetable oil:1 bottle,specify bottle | 1Ltr | 510.33 | 7.47 | -0.26 |
| Wheat flour: prepacked (golden penny 2kg) | 2Kg | 733.33 | -2.22 | 0 |

Selected Food Price Watch - December 2017

Edo State



 Tomato


| | |
|---|---|
|  |  |
| UNIT OF MEASUREMENT | NOVEMBER 2017 |
| 1KG | N307.84 |



 Beans brown, sold loose


| | |
|---|---|
|  |  |
| UNIT OF MEASUREMENT | NOVEMBER 2017 |
| 1KG | N308.51 |



 Rice Local sold Loose


| | |
|---|---|
|  |  |
| UNIT OF MEASUREMENT | NOVEMBER 2017 |
| 1KG | N292.50 |


 Bread sliced 500g


| | |
|---|---|
|  |  |
| UNIT OF MEASUREMENT | NOVEMBER 2017 |
| 1 loaf | N312.50 |


 Yam Tuber

| | |
|---|---|
|  |  |
| UNIT OF MEASUREMENT | NOVEMBER 2017 |
| 1KG | N205.23 |

 Palm oil: 1 bottle


| | |
|---|---|
|  |  |
| UNIT OF MEASUREMENT | NOVEMBER 2017 |
| 1Ltr | N503.89 |



 Beef, boneless


| | |
|---|---|
|  |  |
| UNIT OF MEASUREMENT | NOVEMBER 2017 |
| 1KG | N1379.61 |



 Onion bulb

| | |
|---|---|
|  |  |
| UNIT OF MEASUREMENT | NOVEMBER 2017 |
| 1KG | N216.89 |

 Garri white, sold Loose

| | |
|---|---|
|  |  |
| UNIT OF MEASUREMENT | NOVEMBER 2017 |
| 1KG | N320.26 |

 Wheat flour: prepacked (golden penny) 2kg

| | |
|---|---|
|  |  |
| UNIT OF MEASUREMENT | NOVEMBER 2017 |
| 2KG | N727.06 |

Selected Food Price Watch - December 2017

Edo State



| ItemLabels | Unit of Measurement | Dec-17 | YoY% | MoM% |
|---|---------------------|---------|--------|-------|
| Agric eggs medium size | 1 Dozen | 505.56 | 6.32 | 7.4 |
| Agric eggs(medium size price of one) | 1 Piece | 45.67 | 14.17 | 8.73 |
| Beans brown,sold loose | 1Kg | 308.51 | -2.59 | -4.04 |
| Beans:white black eye. sold loose | 1Kg | 301.46 | 16.96 | 0.3 |
| Beef Bone in | 1Kg | 1100.89 | -4.53 | -1.46 |
| Beef,boneless | 1Kg | 1379.61 | -0.8 | -1.75 |
| Bread sliced 500g | 1 loaf | 312.5 | -10.75 | 4.17 |
| Bread unsliced 500g | 1 loaf | 238.24 | -8.17 | 1.38 |
| Broken Rice (Ofada) | 1Kg | 500 | 26.98 | 0 |
| Chicken Feet | 1Kg | 715.43 | 8.67 | -0.46 |
| Chicken Wings | 1Kg | 1212.73 | 12.38 | -0.57 |
| Evaporated tinned milk carnation 170g | 1 unit | 168.57 | 41.46 | -2.28 |
| Evaporated tinned milk(peak), 170g | 1 unit | 194.67 | 28.71 | -2.46 |
| Frozen chicken | 1 unit | 1245 | -17.86 | -1.06 |
| Gari white,sold loose | 1Kg | 320.26 | 6.93 | -0.14 |
| Gari yellow,sold loose | 1Kg | 247.95 | -14.8 | -0.45 |
| Mudfish (aro) fresh | 1Kg | 1234.42 | 3.26 | -0.53 |
| Mudfish : dried | 1Kg | 2097.08 | 38.49 | -0.31 |
| Onion bulb | 1Kg | 216.89 | -29.34 | -3.57 |
| Rice agric sold loose | 1Kg | 311.67 | -29.17 | -2.91 |
| Rice local sold loose | 1Kg | 292.5 | -10.31 | -0.8 |
| Rice Medium Grained | 1Kg | 320.71 | -20.23 | -0.89 |
| Rice,imported high quality sold loose | 1Kg | 370.25 | -17.35 | -0.05 |
| Tomato | 1Kg | 307.84 | 7.32 | -0.64 |
| Yam tuber | 1Kg | 205.23 | -3.84 | 0.07 |
| Dried Fish Sardine | 1Kg | 1128.4 | -10.61 | -3.7 |
| Iced Sardine | 1Kg | 841.74 | 25.12 | -1.22 |
| Irish potato | 1Kg | 168.3 | -9.21 | -3.65 |
| Sweet potato | 1Kg | 139.06 | 4.13 | -5.95 |
| Tilapia fish (epiya) fresh | 1Kg | 775.99 | 6.86 | -1.15 |
| Titus:frozen | 1Kg | 897.07 | 25.42 | -0.29 |
| Catfish (obokun) fresh | 1Kg | 1173.02 | 36.71 | -1.42 |
| Catfish :dried | 1Kg | 2142.4 | -5.33 | -2.17 |
| Catfish Smoked | 1Kg | 1936.94 | -3.92 | -0.46 |
| Mackerel : frozen | 1Kg | 825.73 | -3.94 | -0.56 |
| Groundnut oil: 1 bottle, specify bottle | 1Ltr | 450 | 12.5 | -1.37 |
| Maize grain white sold loose | 1Kg | 231.84 | 29.14 | -0.07 |
| Maize grain yellow sold loose | 1Kg | 220.36 | 17.23 | -4.27 |
| Palm oil: 1 bottle,specify bottle | 1Ltr | 503.89 | 25.97 | -0.34 |
| Plantain(ripe) | 1Kg | 180.87 | 16.55 | -1.67 |
| Plantain(unripe) | 1Kg | 187.43 | 31.21 | -4.19 |
| Vegetable oil:1 bottle,specify bottle | 1Ltr | 607.5 | 27.65 | -0.08 |
| Wheat flour: prepacked (golden penny 2kg) | 2Kg | 727.06 | 8.72 | -1.28 |

Selected Food Price Watch - December 2017

Ekiti State



 Tomato


| | |
|---|---|
|  |  |
| UNIT OF MEASUREMENT | NOVEMBER 2017 |
| 1KG | N253.74 |



 Beans brown, sold loose


| | |
|---|---|
|  |  |
| UNIT OF MEASUREMENT | NOVEMBER 2017 |
| 1KG | N431.45 |



 Rice Local sold Loose


| | |
|---|---|
|  |  |
| UNIT OF MEASUREMENT | NOVEMBER 2017 |
| 1KG | N269.94 |



 Bread sliced 500g


| | |
|---|---|
|  |  |
| UNIT OF MEASUREMENT | NOVEMBER 2017 |
| 1 loaf | N264.29 |



 Yam Tuber


| | |
|---|---|
|  |  |
| UNIT OF MEASUREMENT | NOVEMBER 2017 |
| 1KG | N756.06 |



 Palm oil: 1 bottle


| | |
|---|---|
|  |  |
| UNIT OF MEASUREMENT | NOVEMBER 2017 |
| 1Ltr | N509.52 |



 Beef, boneless


| | |
|---|---|
|  |  |
| UNIT OF MEASUREMENT | NOVEMBER 2017 |
| 1KG | N1442.86 |



 Onion bulb

| | |
|---|---|
|  |  |
| UNIT OF MEASUREMENT | NOVEMBER 2017 |
| 1KG | N322.81 |

 Garri white, sold Loose

| | |
|---|---|
|  |  |
| UNIT OF MEASUREMENT | NOVEMBER 2017 |
| 1KG | N120.48 |

 Wheat flour: prepacked (golden penny) 2kg

| | |
|---|---|
|  |  |
| UNIT OF MEASUREMENT | NOVEMBER 2017 |
| 2KG | N633.33 |

Selected Food Price Watch - December 2017

Ekiti State



| ItemLabels | Unit of Measurement | Dec-17 | YoY% | MoM% |
|---|---------------------|---------|--------|--------|
| Agric eggs medium size | 1 Dozen | 477.14 | 8.38 | 8.23 |
| Agric eggs(medium size price of one) | 1 Piece | 40 | 1.59 | 4.66 |
| Beans brown,sold loose | 1Kg | 431.45 | 40.2 | 6.97 |
| Beans:white black eye. sold loose | 1Kg | 296.55 | 20.81 | -8.54 |
| Beef Bone in | 1Kg | 938.84 | 9.05 | -0.62 |
| Beef,boneless | 1Kg | 1442.86 | 10.35 | 1.09 |
| Bread sliced 500g | 1 loaf | 264.29 | 2.14 | 3.42 |
| Bread unsliced 500g | 1 loaf | 264.29 | 2.14 | 3.83 |
| Broken Rice (Ofada) | 1Kg | 459.92 | 12.47 | -1.41 |
| Chicken Feet | 1Kg | 919.02 | 4.84 | -1.24 |
| Chicken Wings | 1Kg | 1350 | 12.5 | -1.22 |
| Evaporated tinned milk carnation 170g | 1 unit | 201.54 | 34.04 | 19.34 |
| Evaporated tinned milk(peak), 170g | 1 unit | 198.99 | 37.24 | -2.63 |
| Frozen chicken | 1 unit | 1400 | -0.15 | 0 |
| Gari white,sold loose | 1Kg | 120.48 | -22.27 | -36.17 |
| Gari yellow,sold loose | 1Kg | 206.87 | 27.78 | 5.54 |
| Mudfish (aro) fresh | 1Kg | 880.78 | -7.29 | -6.25 |
| Mudfish : dried | 1Kg | 3070.59 | 22.82 | 20.19 |
| Onion bulb | 1Kg | 322.81 | 22.04 | 25.8 |
| Rice agric sold loose | 1Kg | 251.62 | 1.35 | 1.97 |
| Rice local sold loose | 1Kg | 269.94 | -24.23 | -6.37 |
| Rice Medium Grained | 1Kg | 323.53 | 26.13 | 0 |
| Rice,imported high quality sold loose | 1Kg | 318.61 | -25.35 | -3.46 |
| Tomato | 1Kg | 253.74 | 62.58 | 18.92 |
| Yam tuber | 1Kg | 756.06 | 220.07 | 396.68 |
| Dried Fish Sardine | 1Kg | 1774.67 | -0.68 | 8.88 |
| Iced Sardine | 1Kg | 844.12 | 1.83 | 2.94 |
| Irish potato | 1Kg | 181.82 | -18.18 | -8.24 |
| Sweet potato | 1Kg | 92.31 | -15.98 | -5.14 |
| Tilapia fish (epiya) fresh | 1Kg | 1018.18 | 9.88 | 11.28 |
| Titus:frozen | 1Kg | 1045.51 | 44.6 | 22.08 |
| Catfish (obokun) fresh | 1Kg | 802.89 | -3.54 | 2.09 |
| Catfish :dried | 1Kg | 2042.43 | 1.65 | 0.12 |
| Catfish Smoked | 1Kg | 1998.28 | -4.59 | 5.87 |
| Mackerel : frozen | 1Kg | 754.87 | 6.78 | 2.18 |
| Groundnut oil: 1 bottle, specify bottle | 1Ltr | 590 | 39.74 | 17.82 |
| Maize grain white sold loose | 1Kg | 190.74 | 27.42 | -6.14 |
| Maize grain yellow sold loose | 1Kg | 223.59 | 45.06 | 5.74 |
| Palm oil: 1 bottle,specify bottle | 1Ltr | 509.52 | 1.9 | 10.18 |
| Plantain(ripe) | 1Kg | 204.13 | -5.18 | -22.24 |
| Plantain(unripe) | 1Kg | 199.76 | 18.43 | 28.46 |
| Vegetable oil:1 bottle,specify bottle | 1Ltr | 671.79 | 30.03 | 5.89 |
| Wheat flour: prepacked (golden penny 2kg) | 2Kg | 633.33 | 5.01 | 1.52 |

Selected Food Price Watch - December 2017

Enugu State



| | | |
|--|---|---|
|  |  |  |
| | UNIT OF MEASUREMENT 1KG | NOVEMBER 2017 N244.03 |




Tomato

| | | |
|--|---|---|
|  |  |  |
| | UNIT OF MEASUREMENT 1KG | NOVEMBER 2017 N447.72 |




Beans brown, sold loose

| | | |
|--|---|---|
|  |  |  |
| | UNIT OF MEASUREMENT 1KG | NOVEMBER 2017 N380.00 |




Rice Local sold Loose

| | | |
|--|---|---|
|  |  |  |
| | UNIT OF MEASUREMENT 1 loaf | NOVEMBER 2017 N297.36 |




Bread sliced 500g

| | | |
|--|---|---|
|  |  |  |
| | UNIT OF MEASUREMENT 1KG | NOVEMBER 2017 N219.99 |




Yam Tuber

| | | |
|---|---|---|
|  |  |  |
| | UNIT OF MEASUREMENT 1Ltr | NOVEMBER 2017 N485.33 |




Palm oil: 1 bottle

| | | |
|--|---|---|
|  |  |  |
| | UNIT OF MEASUREMENT 1KG | NOVEMBER 2017 N1325.10 |




Beef, boneless

| | | |
|---|---|---|
|  |  |  |
| | UNIT OF MEASUREMENT 1KG | NOVEMBER 2017 N226.44 |

Onion bulb

| | | |
|--|---|---|
|  |  |  |
| | UNIT OF MEASUREMENT 1KG | NOVEMBER 2017 N271.93 |

Garri white, sold Loose

| | | |
|--|---|---|
|  |  |  |
| | UNIT OF MEASUREMENT 2KG | NOVEMBER 2017 N646.67 |

Wheat flour: prepacked (golden penny) 2kg

Selected Food Price Watch - December 2017

Enugu State



| ItemLabels | Unit of Measurement | Dec-17 | YoY% | MoM% |
|---|---------------------|---------|--------|-------|
| Agric eggs medium size | 1 Dozen | 514.33 | 15.53 | -1.2 |
| Agric eggs(medium size price of one) | 1 Piece | 44.32 | 14.3 | -0.73 |
| Beans brown,sold loose | 1Kg | 447.72 | -2.72 | -1.05 |
| Beans:white black eye. sold loose | 1Kg | 414.74 | -5.83 | -0.53 |
| Beef Bone in | 1Kg | 1145.47 | 28.34 | -0.17 |
| Beef,boneless | 1Kg | 1325.1 | 4.81 | -0.35 |
| Bread sliced 500g | 1 loaf | 297.36 | -1.38 | -0.26 |
| Bread unsliced 500g | 1 loaf | 277.39 | 0.99 | -2.67 |
| Broken Rice (Ofada) | 1Kg | 620 | 5.08 | -0.93 |
| Chicken Feet | 1Kg | 700.78 | 0.11 | -0.01 |
| Chicken Wings | 1Kg | 910.79 | -4.13 | -1 |
| Evaporated tinned milk carnation 170g | 1 unit | 163.55 | 25.81 | -0.88 |
| Evaporated tinned milk(peak), 170g | 1 unit | 182.73 | 24.73 | -4.64 |
| Frozen chicken | 1 unit | 1678 | 22.48 | -0.51 |
| Gari white,sold loose | 1Kg | 271.93 | 23.75 | -3.6 |
| Gari yellow,sold loose | 1Kg | 335.42 | 34.64 | -2.8 |
| Mudfish (aro) fresh | 1Kg | 1200.75 | 20.79 | -0.02 |
| Mudfish : dried | 1Kg | 2733.33 | 26.15 | -2.38 |
| Onion bulb | 1Kg | 226.44 | 19.28 | -0.49 |
| Rice agric sold loose | 1Kg | 380 | -3.56 | -0.09 |
| Rice local sold loose | 1Kg | 295.43 | -11.21 | -0.25 |
| Rice Medium Grained | 1Kg | 275 | -9.84 | -1.79 |
| Rice,imported high quality sold loose | 1Kg | 400.45 | -14.58 | 0.11 |
| Tomato | 1Kg | 244.03 | 17.3 | -4.7 |
| Yam tuber | 1Kg | 219.99 | 29.21 | -0.81 |
| Dried Fish Sardine | 1Kg | 1682.38 | -9.18 | -0.48 |
| Iced Sardine | 1Kg | 721.24 | 4.22 | -0.14 |
| Irish potato | 1Kg | 160.74 | -14.45 | -0.08 |
| Sweet potato | 1Kg | 104.28 | -19.08 | -0.79 |
| Tilapia fish (epiya) fresh | 1Kg | 847.43 | 14.46 | -0.39 |
| Titus:frozen | 1Kg | 736.05 | 14.42 | -0.49 |
| Catfish (obokun) fresh | 1Kg | 850.55 | -14.95 | -0.05 |
| Catfish :dried | 1Kg | 2422.84 | 5.43 | -3.3 |
| Catfish Smoked | 1Kg | 1851.32 | -2.56 | -4.82 |
| Mackerel : frozen | 1Kg | 1041.32 | 19.93 | -0.51 |
| Groundnut oil: 1 bottle, specify bottle | 1Ltr | 486.67 | 15.87 | -0.8 |
| Maize grain white sold loose | 1Kg | 232.16 | 12.14 | -2.25 |
| Maize grain yellow sold loose | 1Kg | 219.19 | -4.05 | -1.04 |
| Palm oil: 1 bottle,specify bottle | 1Ltr | 485.33 | 7.91 | 0.02 |
| Plantain(ripe) | 1Kg | 219.59 | 13.93 | -0.23 |
| Plantain(unripe) | 1Kg | 213.51 | 7.71 | -0.83 |
| Vegetable oil:1 bottle,specify bottle | 1Ltr | 607.05 | 26.69 | -1.33 |
| Wheat flour: prepacked (golden penny 2kg) | 2Kg | 646.67 | 0.39 | -0.51 |

Selected Food Price Watch - December 2017

Gombe State





 Tomato

| | |
|---|---|
|  |  |
| UNIT OF MEASUREMENT | NOVEMBER 2017 |
| 1KG | N231.90 |




 Beans brown, sold loose

| | |
|---|---|
|  |  |
| UNIT OF MEASUREMENT | NOVEMBER 2017 |
| 1KG | N296.90 |






 Rice Local sold Loose

| | |
|---|---|
|  |  |
| UNIT OF MEASUREMENT | NOVEMBER 2017 |
| 1KG | N217.06 |





 Bread sliced 500g

| | |
|---|---|
|  |  |
| UNIT OF MEASUREMENT | NOVEMBER 2017 |
| 1 loaf | N238.75 |





 Yam Tuber

| | |
|---|---|
|  |  |
| UNIT OF MEASUREMENT | NOVEMBER 2017 |
| 1KG | N212.43 |



 Palm oil: 1 bottle

| | |
|---|---|
|  |  |
| UNIT OF MEASUREMENT | NOVEMBER 2017 |
| 1Ltr | N448.89 |




 Beef, boneless

| | |
|---|---|
|  |  |
| UNIT OF MEASUREMENT | NOVEMBER 2017 |
| 1KG | N1183.44 |






 Onion bulb

| | |
|---|---|
|  |  |
| UNIT OF MEASUREMENT | NOVEMBER 2017 |
| 1KG | N205.48 |





 Garri white, sold Loose

| | |
|---|---|
|  |  |
| UNIT OF MEASUREMENT | NOVEMBER 2017 |
| 1KG | N257.38 |



 Wheat flour: prepacked (golden penny) 2kg

| | |
|---|---|
|  |  |
| UNIT OF MEASUREMENT | NOVEMBER 2017 |
| 2KG | N638.33 |

Selected Food Price Watch - December 2017

Gombe State



| ItemLabels | Unit of Measurement | Dec-17 | YoY% | MoM% |
|---|---------------------|---------|--------|-------|
| Agric eggs medium size | 1 Dozen | 451.5 | 20.8 | -2.74 |
| Agric eggs(medium size price of one) | 1 Piece | 40.22 | 26.19 | -0.27 |
| Beans brown,sold loose | 1Kg | 296.9 | 35.35 | -0.16 |
| Beans:white black eye. sold loose | 1Kg | 273.04 | 71.64 | -1.46 |
| Beef Bone in | 1Kg | 985 | 19.52 | -0.17 |
| Beef,boneless | 1Kg | 1183.44 | 22.11 | -5.37 |
| Bread sliced 500g | 1 loaf | 238.75 | -8.17 | -2.73 |
| Bread unsliced 500g | 1 loaf | 232.23 | 9.29 | -3.24 |
| Broken Rice (Ofada) | 1Kg | 275.63 | 4.79 | -3.85 |
| Chicken Feet | 1Kg | 485 | 76.4 | -2.27 |
| Chicken Wings | 1Kg | 740 | 44.97 | -0.32 |
| Evaporated tinned milk carnation 170g | 1 unit | 155 | 14.81 | -5.34 |
| Evaporated tinned milk(peak), 170g | 1 unit | 200 | 42.86 | 0 |
| Frozen chicken | 1Kg | 1525.55 | 9.22 | -1.58 |
| Gari white,sold loose | 1Kg | 257.38 | 44.41 | -4.72 |
| Gari yellow,sold loose | 1Kg | 310.72 | 103.1 | 0.11 |
| Mudfish (aro) fresh | 1Kg | 827.18 | 10.96 | -1.03 |
| Mudfish : dried | 1Kg | 2325.58 | 50.85 | -1.33 |
| Onion bulb | 1Kg | 205.48 | 26.28 | 1.7 |
| Rice agric sold loose | 1Kg | 268.37 | -6.14 | -0.79 |
| Rice local sold loose | 1Kg | 217.06 | 13.4 | -0.74 |
| Rice Medium Grained | 1Kg | 204.44 | -12.77 | -2.35 |
| Rice,imported high quality sold loose | 1Kg | 321.9 | -0.48 | -0.84 |
| Tomato | 1Kg | 231.9 | 78.1 | -3.39 |
| Yam tuber | 1Kg | 212.43 | 83.49 | -0.33 |
| Dried Fish Sardine | 1Kg | 1420 | 8.97 | -0.35 |
| Iced Sardine | 1Kg | 825.55 | 13.11 | -2.88 |
| Irish potato | 1Kg | 208.33 | -2.74 | 1.58 |
| Sweet potato | 1Kg | 74.75 | -21.82 | -0.97 |
| Tilapia fish (epiya) fresh | 1Kg | 710.57 | -2.32 | -1.31 |
| Titus:frozen | 1Kg | 750.17 | 6.33 | -0.01 |
| Catfish (obokun) fresh | 1Kg | 875 | -7.89 | -1.02 |
| Catfish :dried | 1Kg | 1700 | 0 | -2.86 |
| Catfish Smoked | 1Kg | 1950 | -1.38 | -0.17 |
| Mackerel : frozen | 1Kg | 930.3 | 9.45 | -0.23 |
| Groundnut oil: 1 bottle, specify bottle | 1Ltr | 490.61 | 11.08 | -0.16 |
| Maize grain white sold loose | 1Kg | 150.67 | 40.79 | -3.75 |
| Maize grain yellow sold loose | 1Kg | 150.63 | 28.07 | -0.09 |
| Palm oil: 1 bottle,specify bottle | 1Ltr | 448.89 | 14.61 | -0.4 |
| Plantain(ripe) | 1Kg | 212.96 | -3.19 | -3.85 |
| Plantain(unripe) | 1Kg | 219.5 | 11.69 | -0.46 |
| Vegetable oil:1 bottle,specify bottle | 1Ltr | 523.33 | 6.8 | -1.2 |
| Wheat flour: prepacked (golden penny 2kg) | 2Kg | 638.33 | 4.22 | -1.91 |

Selected Food Price Watch - December 2017

Imo State



 Tomato


| | |
|---|---|
|  |  |
| UNIT OF MEASUREMENT | NOVEMBER 2017 |
| 1KG | N273.63 |



 Beans brown, sold loose


| | |
|---|---|
|  |  |
| UNIT OF MEASUREMENT | NOVEMBER 2017 |
| 1KG | N415.04 |



 Rice Local sold Loose


| | |
|---|---|
|  |  |
| UNIT OF MEASUREMENT | NOVEMBER 2017 |
| 1KG | N320.00 |



 Bread sliced 500g


| | |
|---|---|
|  |  |
| UNIT OF MEASUREMENT | NOVEMBER 2017 |
| 1 loaf | N264.23 |



 Yam Tuber


| | |
|---|---|
|  |  |
| UNIT OF MEASUREMENT | NOVEMBER 2017 |
| 1KG | N157.81 |



 Palm oil: 1 bottle


| | |
|---|---|
|  |  |
| UNIT OF MEASUREMENT | NOVEMBER 2017 |
| 1Ltr | N511.11 |



 Beef, boneless


| | |
|---|---|
|  |  |
| UNIT OF MEASUREMENT | NOVEMBER 2017 |
| 1KG | N1200.32 |



 Onion bulb

| | |
|---|---|
|  |  |
| UNIT OF MEASUREMENT | NOVEMBER 2017 |
| 1KG | N284.11 |

 Garri white, sold Loose

| | |
|---|---|
|  |  |
| UNIT OF MEASUREMENT | NOVEMBER 2017 |
| 1KG | N220.40 |

 Wheat flour: prepacked (golden penny) 2kg

| | |
|---|---|
|  |  |
| UNIT OF MEASUREMENT | NOVEMBER 2017 |
| 2KG | N672.50 |

Selected Food Price Watch - December 2017

Imo State




| ItemLabels | Unit of Measurement | Dec-17 | YoY% | MoM% |
|---|---------------------|---------|--------|-------|
| Agric eggs medium size | 1 Dozen | 517.14 | 4.61 | 2.94 |
| Agric eggs(medium size price of one) | 1 Piece | 47 | 18.49 | 0.71 |
| Beans brown,sold loose | 1Kg | 415.04 | 0.55 | -0.23 |
| Beans:white black eye. sold loose | 1Kg | 411.57 | 4.98 | -0.64 |
| Beef Bone in | 1Kg | 1050.18 | 16.71 | -1.09 |
| Beef,boneless | 1Kg | 1200.32 | -7.92 | -0.04 |
| Bread sliced 500g | 1 loaf | 264.23 | -4.01 | -3.18 |
| Bread unsliced 500g | 1 loaf | 250.3 | 7.74 | -0.26 |
| Broken Rice (Ofada) | 1Kg | 300 | 22.32 | 0 |
| Chicken Feet | 1Kg | 963 | 5.91 | -0.21 |
| Chicken Wings | 1Kg | 1050 | -4.55 | 0 |
| Evaporated tinned milk carnation 170g | 1 unit | 180 | 28.57 | 0 |
| Evaporated tinned milk(peak), 170g | 1 unit | 201.33 | 33.17 | 0.53 |
| Frozen chicken | 1 unit | 1450 | 5.03 | -0.85 |
| Gari white,sold loose | 1Kg | 220.4 | -6.61 | -0.18 |
| Gari yellow,sold loose | 1Kg | 271.92 | 5.11 | -0.08 |
| Mudfish (aro) fresh | 1Kg | 1271.3 | 1.96 | -0.59 |
| Mudfish : dried | 1Kg | 2500 | -3.23 | 0 |
| Onion bulb | 1Kg | 284.11 | 14.18 | -0.71 |
| Rice agric sold loose | 1Kg | 380.08 | -18.45 | -1.46 |
| Rice local sold loose | 1Kg | 320 | -14.42 | -1.15 |
| Rice Medium Grained | 1Kg | 365.47 | -16.37 | -0.56 |
| Rice,imported high quality sold loose | 1Kg | 423.17 | -19.18 | -1.41 |
| Tomato | 1Kg | 273.63 | 26.55 | -0.75 |
| Yam tuber | 1Kg | 157.81 | -17.29 | -3.02 |
| Dried Fish Sardine | 1Kg | 1677.25 | -7.92 | -4.23 |
| Iced Sardine | 1Kg | 848.67 | 7.65 | -0.18 |
| Irish potato | 1Kg | 204.98 | -2.57 | 0.24 |
| Sweet potato | 1Kg | 113.45 | -8.99 | -1.15 |
| Tilapia fish (epiya) fresh | 1Kg | 859.12 | 14.21 | -0.72 |
| Titus:frozen | 1Kg | 880 | 24.68 | -0.07 |
| Catfish (obokun) fresh | 1Kg | 983.33 | -5.22 | -0.17 |
| Catfish :dried | 1Kg | 2272.38 | 4.12 | -0.5 |
| Catfish Smoked | 1Kg | 1850.75 | -14.21 | -1.44 |
| Mackerel : frozen | 1Kg | 972.41 | 11.31 | -0.35 |
| Groundnut oil: 1 bottle, specify bottle | 1Ltr | 496.67 | 12.45 | -0.27 |
| Maize grain white sold loose | 1Kg | 148.41 | 38.68 | -2.62 |
| Maize grain yellow sold loose | 1Kg | 145.85 | 24 | -5.96 |
| Palm oil: 1 bottle,specify bottle | 1Ltr | 511.11 | 30.5 | -2.46 |
| Plantain(ripe) | 1Kg | 210.4 | -4.36 | -0.69 |
| Plantain(unripe) | 1Kg | 223.92 | 13.94 | -0.68 |
| Vegetable oil: 1 bottle,specify bottle | 1Ltr | 525.33 | 7.21 | -1.12 |
| Wheat flour: prepacked (golden penny 2kg) | 2Kg | 672.5 | 9.8 | -0.11 |

Selected Food Price Watch - December 2017

Jigawa State




| | |
|---|---|
|  |  |
| UNIT OF MEASUREMENT | NOVEMBER 2017 |
| 1KG | N178.30 |

Tomato




| | |
|---|---|
|  |  |
| UNIT OF MEASUREMENT | NOVEMBER 2017 |
| 1KG | N270.83 |



Beans brown, sold loose




| | |
|---|---|
|  |  |
| UNIT OF MEASUREMENT | NOVEMBER 2017 |
| 1KG | N194.75 |



Rice Local sold Loose




| | |
|---|---|
|  |  |
| UNIT OF MEASUREMENT | NOVEMBER 2017 |
| 1 loaf | N237.50 |



Bread sliced 500g



| | |
|---|---|
|  |  |
| UNIT OF MEASUREMENT | NOVEMBER 2017 |
| 1KG | N173.82 |

Yam Tuber



| | |
|---|---|
|  |  |
| UNIT OF MEASUREMENT | NOVEMBER 2017 |
| 1Ltr | N491.43 |

Palm oil: 1 bottle



| | |
|---|---|
|  |  |
| UNIT OF MEASUREMENT | NOVEMBER 2017 |
| 1KG | N1213.64 |

Beef, boneless




| | |
|---|---|
|  |  |
| UNIT OF MEASUREMENT | NOVEMBER 2017 |
| 1KG | N202.48 |



Onion bulb



| | |
|---|---|
|  |  |
| UNIT OF MEASUREMENT | NOVEMBER 2017 |
| 1KG | N225.05 |

Garri white, sold Loose



| | |
|---|---|
|  |  |
| UNIT OF MEASUREMENT | NOVEMBER 2017 |
| 2KG | N550.00 |

Wheat flour: prepacked (golden penny) 2kg

Selected Food Price Watch - December 2017

Jigawa State



| ItemLabels | Unit of Measurement | Dec-17 | YoY% | MoM% |
|---|---------------------|---------|--------|--------|
| Agric eggs medium size | 1 Dozen | 476.67 | 6.79 | 11.37 |
| Agric eggs(medium size price of one) | 1 Piece | 38.57 | -2.46 | 1.5 |
| Beans brown,sold loose | 1Kg | 270.83 | 15.8 | -15.36 |
| Beans:white black eye. sold loose | 1Kg | 229.68 | 14.84 | -24.08 |
| Beef Bone in | 1Kg | 1038.88 | 19.41 | 18.3 |
| Beef,boneless | 1Kg | 1213.64 | 6.75 | 2.56 |
| Bread sliced 500g | 1 loaf | 237.5 | 18.01 | 1.06 |
| Bread unsliced 500g | 1 loaf | 283.33 | 55.84 | 28.79 |
| Broken Rice (Ofada) | 1Kg | 249.21 | -14.82 | -16.51 |
| Chicken Feet | 1Kg | 500 | -34.83 | -23.08 |
| Chicken Wings | 1Kg | 650 | -13.33 | -30.11 |
| Evaporated tinned milk carnation 170g | 1 unit | 170 | 43.66 | 9.68 |
| Evaporated tinned milk(peak), 170g | 1 unit | 170 | 17.85 | -6.5 |
| Frozen chicken | 1 unit | 1200 | 9.09 | -7.69 |
| Gari white,sold loose | 1Kg | 225.05 | 21.01 | 5.18 |
| Gari yellow,sold loose | 1Kg | 248.61 | 19.89 | 4.87 |
| Mudfish (aro) fresh | 1Kg | 897.14 | -9.71 | -3.61 |
| Mudfish : dried | 1Kg | 1266.67 | 14 | -8.56 |
| Onion bulb | 1Kg | 202.48 | 6.23 | 60.82 |
| Rice agric sold loose | 1Kg | 196.43 | -23.77 | -4.18 |
| Rice local sold loose | 1Kg | 194.75 | -48.83 | -10.04 |
| Rice Medium Grained | 1Kg | 333.33 | 14.37 | 2.53 |
| Rice,imported high quality sold loose | 1Kg | 306.08 | -22.71 | -17.03 |
| Tomato | 1Kg | 178.3 | -11.7 | -13.46 |
| Yam tuber | 1Kg | 173.82 | 23.09 | -11.67 |
| Dried Fish Sardine | 1Kg | 1303.33 | -1.64 | 4.27 |
| Iced Sardine | 1Kg | 566.67 | -25.55 | -24.14 |
| Irish potato | 1Kg | 217.96 | 30.81 | 44.25 |
| Sweet potato | 1Kg | 61.65 | -38.1 | -15.62 |
| Tilapia fish (epiya) fresh | 1Kg | 694.27 | -18.87 | -18.65 |
| Titus:frozen | 1Kg | 759.27 | 7.08 | 1.24 |
| Catfish (obokun) fresh | 1Kg | 885.94 | 0.23 | -3.35 |
| Catfish :dried | 1Kg | 1732.8 | -3.4 | 5.66 |
| Catfish Smoked | 1Kg | 1732.62 | -3.51 | 1.92 |
| Mackerel : frozen | 1Kg | 852.32 | 8.04 | -10.77 |
| Groundnut oil: 1 bottle, specify bottle | 1Ltr | 434.29 | -21.71 | -25.76 |
| Maize grain white sold loose | 1Kg | 197.64 | 34.73 | 16.18 |
| Maize grain yellow sold loose | 1Kg | 200.47 | 50.47 | 24.8 |
| Palm oil: 1 bottle,specify bottle | 1Ltr | 491.43 | 8.88 | 7.18 |
| Plantain(ripe) | 1Kg | 333.33 | 48.62 | 40.88 |
| Plantain(unripe) | 1Kg | 363.64 | 34.99 | 40.76 |
| Vegetable oil:1 bottle,specify bottle | 1Ltr | 472 | -10.35 | -2.49 |
| Wheat flour: prepacked (golden penny 2kg) | 2Kg | 550 | -7.95 | -12.81 |

Selected Food Price Watch - December 2017

Kaduna State





 Tomato

| | |
|---|---|
|  |  |
| UNIT OF MEASUREMENT | NOVEMBER 2017 |
| 1KG | N308.23 |




 Beans brown, sold loose

| | |
|---|---|
|  |  |
| UNIT OF MEASUREMENT | NOVEMBER 2017 |
| 1KG | N280.02 |






 Rice Local sold Loose

| | |
|---|---|
|  |  |
| UNIT OF MEASUREMENT | NOVEMBER 2017 |
| 1KG | N209.73 |






 Bread sliced 500g

| | |
|---|---|
|  |  |
| UNIT OF MEASUREMENT | NOVEMBER 2017 |
| 1 loaf | N296.00 |






 Yam Tuber

| | |
|---|---|
|  |  |
| UNIT OF MEASUREMENT | NOVEMBER 2017 |
| 1KG | N251.43 |






 Palm oil: 1 bottle

| | |
|---|---|
|  |  |
| UNIT OF MEASUREMENT | NOVEMBER 2017 |
| 1Ltr | N545.00 |






 Beef, boneless

| | |
|---|---|
|  |  |
| UNIT OF MEASUREMENT | NOVEMBER 2017 |
| 1KG | N1184.62 |






 Onion bulb

| | |
|---|---|
|  |  |
| UNIT OF MEASUREMENT | NOVEMBER 2017 |
| 1KG | N166.04 |





 Garri white, sold Loose

| | |
|---|---|
|  |  |
| UNIT OF MEASUREMENT | NOVEMBER 2017 |
| 1KG | N304.65 |



 Wheat flour: prepacked (golden penny) 2kg

| | |
|---|---|
|  |  |
| UNIT OF MEASUREMENT | NOVEMBER 2017 |
| 2KG | N537.50 |

Selected Food Price Watch - December 2017

Kaduna State



| ItemLabels | Unit of Measurement | Dec-17 | YoY% | MoM% |
|---|---------------------|---------|--------|--------|
| Agric eggs medium size | 1 Dozen | 480 | 12.68 | 9.64 |
| Agric eggs(medium size price of one) | 1 Piece | 40 | 0 | 5.43 |
| Beans brown,sold loose | 1Kg | 280.02 | -7.78 | -22.13 |
| Beans:white black eye. sold loose | 1Kg | 245.38 | -10.7 | -21.65 |
| Beef Bone in | 1Kg | 948.43 | -3.72 | -1.21 |
| Beef,boneless | 1Kg | 1184.62 | -0.79 | -8.23 |
| Bread sliced 500g | 1 loaf | 296 | 7.75 | 8.07 |
| Bread unsliced 500g | 1 loaf | 227.06 | -3.21 | -8.69 |
| Broken Rice (Ofada) | 1Kg | 232.45 | -16.07 | -22.57 |
| Chicken Feet | 1Kg | 825 | 17.86 | -2.94 |
| Chicken Wings | 1Kg | 800 | 0 | -3.03 |
| Evaporated tinned milk carnation 170g | 1 unit | 150 | 25 | 0 |
| Evaporated tinned milk(peak), 170g | 1 unit | 185.33 | 27.38 | -0.25 |
| Frozen chicken | 1 unit | 1597.78 | 33.15 | -2.57 |
| Gari white,sold loose | 1Kg | 304.65 | 37.69 | -4.25 |
| Gari yellow,sold loose | 1Kg | 263.77 | 15.02 | -17.51 |
| Mudfish (aro) fresh | 1Kg | 922.99 | 8.59 | -6.31 |
| Mudfish : dried | 1Kg | 1605.65 | 38.42 | -9.08 |
| Onion bulb | 1Kg | 166.04 | 5.3 | 0.53 |
| Rice agric sold loose | 1Kg | 287.75 | -7.05 | -7.81 |
| Rice local sold loose | 1Kg | 209.73 | -22.65 | -14.33 |
| Rice Medium Grained | 1Kg | 239.14 | -24.76 | -23.38 |
| Rice,imported high quality sold loose | 1Kg | 318.33 | -12.37 | -14.57 |
| Tomato | 1Kg | 308.23 | 76.69 | 29.75 |
| Yam tuber | 1Kg | 251.43 | 57.24 | 6.95 |
| Dried Fish Sardine | 1Kg | 1350 | 11.47 | 20.54 |
| Iced Sardine | 1Kg | 750 | 15.19 | 4.17 |
| Irish potato | 1Kg | 178.76 | -1.3 | 10.43 |
| Sweet potato | 1Kg | 83.58 | -14.8 | -8.26 |
| Tilapia fish (epiya) fresh | 1Kg | 750.5 | -7.56 | 0.07 |
| Titus:frozen | 1Kg | 1090 | 52.22 | 27.93 |
| Catfish (obokun) fresh | 1Kg | 166.67 | -80.09 | -83.33 |
| Catfish :dried | 1Kg | 909.09 | -52.57 | -49.49 |
| Catfish Smoked | 1Kg | 1697.67 | -2.3 | 2.37 |
| Mackerel : frozen | 1Kg | 887.5 | 3.99 | 2.47 |
| Groundnut oil: 1 bottle, specify bottle | 1Ltr | 611.28 | 22.26 | 14.1 |
| Maize grain white sold loose | 1Kg | 118.53 | 5.16 | -7.95 |
| Maize grain yellow sold loose | 1Kg | 144.62 | 24.02 | 8.52 |
| Palm oil: 1 bottle,specify bottle | 1Ltr | 545 | 27.55 | 2.8 |
| Plantain(ripe) | 1Kg | 377.78 | 35.71 | 34.55 |
| Plantain(unripe) | 1Kg | 224.05 | -1.16 | -4.17 |
| Vegetable oil: 1 bottle,specify bottle | 1Ltr | 517.95 | 2.53 | -5.91 |
| Wheat flour: prepacked (golden penny 2kg) | 2Kg | 537.5 | -11.16 | -17.31 |

Selected Food Price Watch - December 2017

Kano State





 Tomato



 UNIT OF MEASUREMENT

1KG



 NOVEMBER 2017

N202.66



 Rice Local sold Loose



 UNIT OF MEASUREMENT

1KG



 NOVEMBER 2017

N205.14



 Yam Tuber



 UNIT OF MEASUREMENT

1KG



 NOVEMBER 2017

N211.20




 Beef, boneless




 UNIT OF MEASUREMENT

1KG




 NOVEMBER 2017

N1204.14




 Garri white, sold Loose



 UNIT OF MEASUREMENT

1KG



 NOVEMBER 2017

N292.98



 Beans brown, sold loose




 UNIT OF MEASUREMENT

1KG




 NOVEMBER 2017

N265.31




 Bread sliced 500g




 UNIT OF MEASUREMENT

1 loaf




 NOVEMBER 2017

N218.75




 Palm oil: 1 bottle



 UNIT OF MEASUREMENT

1Ltr



 NOVEMBER 2017

N472.00



 Onion bulb



 UNIT OF MEASUREMENT

1KG



 NOVEMBER 2017

N214.53



 Wheat flour: prepacked (golden penny) 2kg



 UNIT OF MEASUREMENT

2KG



 NOVEMBER 2017

N589.10

Selected Food Price Watch - December 2017

Kano State



| ItemLabels | Unit of Measurement | Dec-17 | YoY% | MoM% |
|---|---------------------|---------|--------|--------|
| Agric eggs medium size | 1 Dozen | 427.06 | -1.54 | 5.75 |
| Agric eggs(medium size price of one) | 1 Piece | 36.11 | 0.42 | 2.82 |
| Beans brown,sold loose | 1Kg | 265.31 | -19.41 | -13.66 |
| Beans:white black eye. sold loose | 1Kg | 223.89 | -0.62 | -26.01 |
| Beef Bone in | 1Kg | 973.52 | 14.85 | -4.15 |
| Beef,boneless | 1Kg | 1204.14 | 24.17 | -6.11 |
| Bread sliced 500g | 1 loaf | 218.75 | 6.49 | -12.5 |
| Bread unsliced 500g | 1 loaf | 226.47 | 9.62 | -5.03 |
| Broken Rice (Ofada) | 1Kg | 303.03 | 28.29 | -17.58 |
| Chicken Feet | 1Kg | 850.4 | 18.01 | -3.13 |
| Chicken Wings | 1Kg | 974.02 | -7.24 | -0.71 |
| Evaporated tinned milk carnation 170g | 1 unit | 150 | 4.42 | -16.67 |
| Evaporated tinned milk(peak), 170g | 1 unit | 181.76 | 27.08 | -2.5 |
| Frozen chicken | 1 unit | 1263.64 | 48.66 | 11.5 |
| Gari white,sold loose | 1Kg | 292.98 | 71.5 | 1.82 |
| Gari yellow,sold loose | 1Kg | 288.92 | 48.27 | 2.3 |
| Mudfish (aro) fresh | 1Kg | 930.48 | 39.57 | -16.75 |
| Mudfish : dried | 1Kg | 1550 | 52.73 | 3.31 |
| Onion bulb | 1Kg | 214.53 | 29.43 | 4.17 |
| Rice agric sold loose | 1Kg | 226.18 | -14.26 | -5.82 |
| Rice local sold loose | 1Kg | 205.14 | -16.95 | -5.64 |
| Rice Medium Grained | 1Kg | 233.95 | -12.74 | -3.08 |
| Rice,imported high quality sold loose | 1Kg | 317.38 | -16.46 | 2.22 |
| Tomato | 1Kg | 202.66 | 66.82 | 4.71 |
| Yam tuber | 1Kg | 211.2 | 31.93 | 15.21 |
| Dried Fish Sardine | 1Kg | 1200 | -4 | 5.26 |
| Iced Sardine | 1Kg | 864.1 | 19.19 | 14.2 |
| Irish potato | 1Kg | 201.85 | 13.49 | 44.03 |
| Sweet potato | 1Kg | 91.33 | -6.59 | 33.32 |
| Tilapia fish (epiya) fresh | 1Kg | 704.17 | -15.6 | -1.5 |
| Titus:frozen | 1Kg | 837.78 | 14.24 | 12.54 |
| Catfish (obokun) fresh | 1Kg | 826.7 | 18.1 | 4.51 |
| Catfish :dried | 1Kg | 1845.24 | 15.33 | 15.33 |
| Catfish Smoked | 1Kg | 1516.23 | -5.62 | 9.74 |
| Mackerel : frozen | 1Kg | 767.06 | -4.29 | 3.64 |
| Groundnut oil: 1 bottle, specify bottle | 1Ltr | 555 | 15.63 | -1.89 |
| Maize grain white sold loose | 1Kg | 183.09 | 51.55 | 30.53 |
| Maize grain yellow sold loose | 1Kg | 185.11 | 51.87 | 27.35 |
| Palm oil: 1 bottle,specify bottle | 1Ltr | 472 | 2.24 | -5.6 |
| Plantain(ripe) | 1Kg | 237.3 | -1.13 | -5.08 |
| Plantain(unripe) | 1Kg | 275.1 | 8.41 | -0.84 |
| Vegetable oil: 1 bottle,specify bottle | 1Ltr | 475.56 | -9.27 | -17.88 |
| Wheat flour: prepacked (golden penny 2kg) | 2Kg | 589.1 | 3.35 | -9.37 |

Selected Food Price Watch - December 2017

Katsina State





 Tomato

| | |
|---|---|
|  |  |
| UNIT OF MEASUREMENT | NOVEMBER 2017 |
| 1KG | N320.75 |




 Beans brown, sold loose

| | |
|---|---|
|  |  |
| UNIT OF MEASUREMENT | NOVEMBER 2017 |
| 1KG | N224.14 |






 Rice Local sold Loose

| | |
|---|---|
|  |  |
| UNIT OF MEASUREMENT | NOVEMBER 2017 |
| 1KG | N260.51 |





 Bread sliced 500g

| | |
|---|---|
|  |  |
| UNIT OF MEASUREMENT | NOVEMBER 2017 |
| 1 loaf | N213.64 |




 Yam Tuber

| | |
|---|---|
|  |  |
| UNIT OF MEASUREMENT | NOVEMBER 2017 |
| 1KG | N213.15 |



 Palm oil: 1 bottle

| | |
|---|---|
|  |  |
| UNIT OF MEASUREMENT | NOVEMBER 2017 |
| 1Ltr | N530.00 |




 Beef, boneless

| | |
|---|---|
|  |  |
| UNIT OF MEASUREMENT | NOVEMBER 2017 |
| 1KG | N1119.05 |






 Onion bulb

| | |
|---|---|
|  |  |
| UNIT OF MEASUREMENT | NOVEMBER 2017 |
| 1KG | N183.94 |





 Garri white, sold Loose

| | |
|---|---|
|  |  |
| UNIT OF MEASUREMENT | NOVEMBER 2017 |
| 1KG | N250.75 |



 Wheat flour: prepacked (golden penny) 2kg

| | |
|---|---|
|  |  |
| UNIT OF MEASUREMENT | NOVEMBER 2017 |
| 2KG | N540.00 |

Selected Food Price Watch - December 2017

Katsina State



| ItemLabels | Unit of Measurement | Dec-17 | YoY% | MoM% |
|---|---------------------|---------|--------|--------|
| Agric eggs medium size | 1 Dozen | 437.14 | -9.6 | 1.66 |
| Agric eggs(medium size price of one) | 1 Piece | 37.5 | 7.14 | -1.63 |
| Beans brown,sold loose | 1Kg | 224.14 | -42.7 | -21.18 |
| Beans:white black eye. sold loose | 1Kg | 214.61 | 7.31 | -14.22 |
| Beef Bone in | 1Kg | 929.06 | -26.22 | 2.45 |
| Beef,boneless | 1Kg | 1119.05 | 30.73 | 8.29 |
| Bread sliced 500g | 1 loaf | 213.64 | -6.39 | -14.62 |
| Bread unsliced 500g | 1 loaf | 200.71 | 0.99 | -0.27 |
| Broken Rice (Ofada) | 1Kg | 345.32 | 15.11 | -9.43 |
| Chicken Feet | 1Kg | 580 | 16 | -10.89 |
| Chicken Wings | 1Kg | 800 | 60 | -5.9 |
| Evaporated tinned milk carnation 170g | 1 unit | 165 | 33.78 | 6.94 |
| Evaporated tinned milk(peak), 170g | 1 unit | 186.25 | 31.55 | 4.56 |
| Frozen chicken | 1 unit | 1212.5 | -3 | -17.33 |
| Gari white,sold loose | 1Kg | 250.75 | 46.42 | 2.71 |
| Gari yellow,sold loose | 1Kg | 258.14 | 40.57 | 4.09 |
| Mudfish (aro) fresh | 1Kg | 1179.64 | 44.34 | -0.66 |
| Mudfish : dried | 1Kg | 2771.63 | 62.97 | 27.51 |
| Onion bulb | 1Kg | 183.94 | -6.53 | 0.18 |
| Rice agric sold loose | 1Kg | 241.04 | -20.88 | -10.52 |
| Rice local sold loose | 1Kg | 260.51 | 12.36 | 8.14 |
| Rice Medium Grained | 1Kg | 312.85 | 9.83 | 31.78 |
| Rice,imported high quality sold loose | 1Kg | 328.62 | 8.38 | 2.74 |
| Tomato | 1Kg | 320.75 | 73.11 | 12.83 |
| Yam tuber | 1Kg | 213.15 | -29.34 | -4.63 |
| Dried Fish Sardine | 1Kg | 1239.56 | -0.84 | -0.84 |
| Iced Sardine | 1Kg | 916.67 | 28.3 | 14.58 |
| Irish potato | 1Kg | 205.54 | 29.88 | 37.17 |
| Sweet potato | 1Kg | 107.25 | 9.71 | 17.03 |
| Tilapia fish (epiya) fresh | 1Kg | 980 | 22.5 | -2 |
| Titus:frozen | 1Kg | 925 | 22.56 | -2.63 |
| Catfish (obokun) fresh | 1Kg | 788.73 | 6.05 | 7.53 |
| Catfish :dried | 1Kg | 1296.87 | -19.9 | -12.41 |
| Catfish Smoked | 1Kg | 1652.97 | 8.72 | 0.18 |
| Mackerel : frozen | 1Kg | 754.88 | -25.69 | -20.36 |
| Groundnut oil: 1 bottle, specify bottle | 1Ltr | 529.52 | 4.36 | -6.66 |
| Maize grain white sold loose | 1Kg | 187.78 | 77.05 | 52.31 |
| Maize grain yellow sold loose | 1Kg | 193.89 | 74.2 | 54.7 |
| Palm oil: 1 bottle,specify bottle | 1Ltr | 530 | 28.75 | 9.4 |
| Plantain(ripe) | 1Kg | 283.33 | 17.24 | 0.74 |
| Plantain(unripe) | 1Kg | 666.67 | 175.87 | 150 |
| Vegetable oil:1 bottle,specify bottle | 1Ltr | 520.89 | -6.93 | -0.8 |
| Wheat flour: prepacked (golden penny 2kg) | 2Kg | 540 | -8.73 | -20.59 |




Selected Food Price Watch - December 2017

Kebbi State



| | | |
|--|---|---|
|  |  |  |
| Tomato | UNIT OF MEASUREMENT 1KG | NOVEMBER 2017 N234.43 |




| | | |
|--|---|---|
|  |  |  |
| Rice Local sold Loose | UNIT OF MEASUREMENT 1KG | NOVEMBER 2017 N186.69 |




| | | |
|--|---|---|
|  |  |  |
| Yam Tuber | UNIT OF MEASUREMENT 1KG | NOVEMBER 2017 N285.33 |

| | | |
|--|---|---|
|  |  |  |
| Beef, boneless | UNIT OF MEASUREMENT 1KG | NOVEMBER 2017 N1396.80 |

| | | |
|--|---|---|
|  |  |  |
| Garri white, sold Loose | UNIT OF MEASUREMENT 1KG | NOVEMBER 2017 N244.98 |

| | | |
|--|---|---|
|  |  |  |
| Beans brown, sold loose | UNIT OF MEASUREMENT 1KG | NOVEMBER 2017 N320.03 |

| | | |
|--|---|---|
|  |  |  |
| Bread sliced 500g | UNIT OF MEASUREMENT 1 loaf | NOVEMBER 2017 N270.00 |

| | | |
|---|---|---|
|  |  |  |
| Palm oil: 1 bottle | UNIT OF MEASUREMENT 1Ltr | NOVEMBER 2017 N491.11 |

| | | |
|---|---|---|
|  |  |  |
| Onion bulb | UNIT OF MEASUREMENT 1KG | NOVEMBER 2017 N218.02 |

| | | |
|--|---|---|
|  |  |  |
| Wheat flour: prepacked (golden penny) 2kg | UNIT OF MEASUREMENT 2KG | NOVEMBER 2017 N575.00 |

Selected Food Price Watch - December 2017

Kebbi State



| ItemLabels | Unit of Measurement | Dec-17 | YoY% | MoM% |
|---|---------------------|---------|--------|--------|
| Agric eggs medium size | 1 Dozen | 460.77 | -6.44 | 0.56 |
| Agric eggs(medium size price of one) | 1 Piece | 42.86 | 7.14 | 6.74 |
| Beans brown,sold loose | 1Kg | 320.03 | 20.09 | 21.55 |
| Beans:white black eye. sold loose | 1Kg | 286.31 | 19.95 | -7.36 |
| Beef Bone in | 1Kg | 1207.59 | 15.19 | 11.47 |
| Beef,boneless | 1Kg | 1396.8 | 18.12 | 11.74 |
| Bread sliced 500g | 1 loaf | 270 | 10.66 | -10 |
| Bread unsliced 500g | 1 loaf | 280 | 7.58 | 10.11 |
| Broken Rice (Ofada) | 1Kg | 229.33 | -11.23 | -16.75 |
| Chicken Feet | 1Kg | 500 | -16.8 | 0 |
| Chicken Wings | 1Kg | 500 | -31.83 | -23.08 |
| Evaporated tinned milk carnation 170g | 1 unit | 184 | 33.82 | 15 |
| Evaporated tinned milk(peak), 170g | 1 unit | 181.17 | 20.83 | 0.65 |
| Frozen chicken | 1 unit | 1466.67 | 33.33 | -2.22 |
| Gari white,sold loose | 1Kg | 244.98 | 37.18 | 1.44 |
| Gari yellow,sold loose | 1Kg | 293.27 | 32.2 | -2.28 |
| Mudfish (aro) fresh | 1Kg | 1141.82 | 8.41 | -11.65 |
| Mudfish : dried | 1Kg | 2032.79 | 94.16 | -0.24 |
| Onion bulb | 1Kg | 218.02 | 48.17 | 18 |
| Rice agric sold loose | 1Kg | 236.41 | -7.83 | 6.24 |
| Rice local sold loose | 1Kg | 186.69 | -15.71 | -7.72 |
| Rice Medium Grained | 1Kg | 209.07 | 2.92 | 1.76 |
| Rice,imported high quality sold loose | 1Kg | 291.33 | -10.57 | -10.48 |
| Tomato | 1Kg | 234.43 | 47.07 | -0.54 |
| Yam tuber | 1Kg | 285.33 | 26.91 | 35.43 |
| Dried Fish Sardine | 1Kg | 1220 | -2.4 | 1.67 |
| Iced Sardine | 1Kg | 751.52 | -2.4 | 0 |
| Irish potato | 1Kg | 145.42 | -12.54 | -3.72 |
| Sweet potato | 1Kg | 153.34 | 60.32 | 54.9 |
| Tilapia fish (epiya) fresh | 1Kg | 598.16 | -15.99 | -5.7 |
| Titus:frozen | 1Kg | 500 | -27.01 | -23.08 |
| Catfish (obokun) fresh | 1Kg | 955.56 | 10.79 | 6.17 |
| Catfish :dried | 1Kg | 1532.54 | 4.79 | 2.69 |
| Catfish Smoked | 1Kg | 1666.67 | 5.82 | 6.38 |
| Mackerel : frozen | 1Kg | 945.83 | 10.8 | -1.46 |
| Groundnut oil: 1 bottle, specify bottle | 1Ltr | 468.72 | -8.29 | -14.86 |
| Maize grain white sold loose | 1Kg | 160.22 | 31.87 | 3.17 |
| Maize grain yellow sold loose | 1Kg | 153.51 | 6.09 | 2.44 |
| Palm oil: 1 bottle,specify bottle | 1Ltr | 491.11 | -1.95 | 3.89 |
| Plantain(ripe) | 1Kg | 333.33 | 26.98 | 30.98 |
| Plantain(unripe) | 1Kg | 481.82 | 108.99 | 52.15 |
| Vegetable oil:1 bottle,specify bottle | 1Ltr | 459.05 | -2.39 | -3.92 |
| Wheat flour: prepacked (golden penny 2kg) | 2Kg | 575 | -1.43 | 1.47 |

Selected Food Price Watch - December 2017

Kogi State





 Tomato

| | |
|---|---|
|  |  |
| UNIT OF MEASUREMENT | NOVEMBER 2017 |
| 1KG | N365.83 |




 Beans brown, sold loose

| | |
|---|---|
|  |  |
| UNIT OF MEASUREMENT | NOVEMBER 2017 |
| 1KG | N452.74 |






 Rice Local sold Loose

| | |
|---|---|
|  |  |
| UNIT OF MEASUREMENT | NOVEMBER 2017 |
| 1KG | N367.92 |






 Bread sliced 500g

| | |
|---|---|
|  |  |
| UNIT OF MEASUREMENT | NOVEMBER 2017 |
| 1 loaf | N318.75 |






 Yam Tuber

| | |
|---|---|
|  |  |
| UNIT OF MEASUREMENT | NOVEMBER 2017 |
| 1KG | N237.21 |





 Palm oil: 1 bottle

| | |
|---|---|
|  |  |
| UNIT OF MEASUREMENT | NOVEMBER 2017 |
| 1Ltr | N517.50 |




 Beef, boneless

| | |
|---|---|
|  |  |
| UNIT OF MEASUREMENT | NOVEMBER 2017 |
| 1KG | N1279.13 |






 Onion bulb

| | |
|---|---|
|  |  |
| UNIT OF MEASUREMENT | NOVEMBER 2017 |
| 1KG | N300.02 |



 Garri white, sold Loose

| | |
|---|---|
|  |  |
| UNIT OF MEASUREMENT | NOVEMBER 2017 |
| 1KG | N377.24 |



 Wheat flour: prepacked (golden penny) 2kg

| | |
|---|---|
|  |  |
| UNIT OF MEASUREMENT | NOVEMBER 2017 |
| 2KG | N612.86 |

Selected Food Price Watch - December 2017

Kogi State




| ItemLabels | Unit of Measurement | Dec-17 | YoY% | MoM% |
|---|---------------------|---------|--------|-------|
| Agric eggs medium size | 1 Dozen | 538.18 | 21.28 | 0.65 |
| Agric eggs(medium size price of one) | 1 Piece | 46.54 | 10.81 | 2.96 |
| Beans brown,sold loose | 1Kg | 452.74 | 37.97 | -6.82 |
| Beans:white black eye. sold loose | 1Kg | 413.57 | 30.33 | -0.25 |
| Beef Bone in | 1Kg | 1233.33 | 9.46 | -4.87 |
| Beef,boneless | 1Kg | 1279.13 | 5.25 | -4.8 |
| Bread sliced 500g | 1 loaf | 318.75 | -4.37 | -2.04 |
| Bread unsliced 500g | 1 loaf | 288.75 | 0.43 | -1.73 |
| Broken Rice (Ofada) | 1Kg | 381 | 38.26 | -0.16 |
| Chicken Feet | 1Kg | 1000.33 | 13.29 | 0.03 |
| Chicken Wings | 1Kg | 1000 | 5.71 | 0 |
| Evaporated tinned milk carnation 170g | 1 unit | 180 | 50 | -1.82 |
| Evaporated tinned milk(peak), 170g | 1 unit | 199.71 | 20.49 | -1.1 |
| Frozen chicken | 1 unit | 2000.55 | 17.68 | -0.9 |
| Gari white,sold loose | 1Kg | 377.24 | 64.64 | -2.73 |
| Gari yellow,sold loose | 1Kg | 323.67 | 27.02 | -1.16 |
| Mudfish (aro) fresh | 1Kg | 1086.67 | 17.48 | -1.21 |
| Mudfish : dried | 1Kg | 2474.69 | 33.77 | -0.71 |
| Onion bulb | 1Kg | 300.02 | 6.61 | -0.92 |
| Rice agric sold loose | 1Kg | 401 | 13.77 | -3.03 |
| Rice local sold loose | 1Kg | 367.92 | 8.88 | -1.12 |
| Rice Medium Grained | 1Kg | 269 | 15.18 | -0.15 |
| Rice,imported high quality sold loose | 1Kg | 413.75 | -8.06 | -0.69 |
| Tomato | 1Kg | 365.83 | 54.16 | -1.38 |
| Yam tuber | 1Kg | 237.21 | 12.25 | -6.21 |
| Dried Fish Sardine | 1Kg | 1000 | -18.14 | -1.29 |
| Iced Sardine | 1Kg | 717.62 | -0.61 | -1.02 |
| Irish potato | 1Kg | 142.22 | -10.87 | 0.12 |
| Sweet potato | 1Kg | 82.75 | -15.94 | -0.88 |
| Tilapia fish (epiya) fresh | 1Kg | 783.33 | 13.66 | -0.21 |
| Titus:frozen | 1Kg | 700.16 | 6.83 | -0.26 |
| Catfish (obokun) fresh | 1Kg | 774.24 | 3.09 | -0.1 |
| Catfish :dried | 1Kg | 1532.8 | -11.99 | -5.67 |
| Catfish Smoked | 1Kg | 1250 | -22.86 | -0.79 |
| Mackerel : frozen | 1Kg | 726.11 | -2.01 | -0.98 |
| Groundnut oil: 1 bottle, specify bottle | 1Ltr | 466.67 | 3.7 | -0.15 |
| Maize grain white sold loose | 1Kg | 227.96 | 51.98 | 0.45 |
| Maize grain yellow sold loose | 1Kg | 200.17 | 4.88 | -8.1 |
| Palm oil: 1 bottle,specify bottle | 1Ltr | 517.5 | 4.55 | -0.22 |
| Plantain(ripe) | 1Kg | 252.29 | 16.62 | -4.68 |
| Plantain(unripe) | 1Kg | 226.34 | -14.83 | -5.15 |
| Vegetable oil:1 bottle,specify bottle | 1Ltr | 596.11 | 3.67 | -0.58 |
| Wheat flour: prepacked (golden penny 2kg) | 2Kg | 612.86 | 5.67 | -0.39 |

Selected Food Price Watch - December 2017

Kwara State





 Tomato

| | |
|---|---|
|  |  |
| UNIT OF MEASUREMENT | NOVEMBER 2017 |
| 1KG | N240.74 |




 Beans brown, sold loose

| | |
|---|---|
|  |  |
| UNIT OF MEASUREMENT | NOVEMBER 2017 |
| 1KG | N369.01 |





 Rice Local sold Loose

| | |
|---|---|
|  |  |
| UNIT OF MEASUREMENT | NOVEMBER 2017 |
| 1KG | N252.26 |






 Bread sliced 500g

| | |
|---|---|
|  |  |
| UNIT OF MEASUREMENT | NOVEMBER 2017 |
| 1 loaf | N297.50 |





 Yam Tuber

| | |
|---|---|
|  |  |
| UNIT OF MEASUREMENT | NOVEMBER 2017 |
| 1KG | N221.78 |



 Palm oil: 1 bottle

| | |
|---|---|
|  |  |
| UNIT OF MEASUREMENT | NOVEMBER 2017 |
| 1Ltr | N471.33 |




 Beef, boneless

| | |
|---|---|
|  |  |
| UNIT OF MEASUREMENT | NOVEMBER 2017 |
| 1KG | N1282.05 |






 Onion bulb

| | |
|---|---|
|  |  |
| UNIT OF MEASUREMENT | NOVEMBER 2017 |
| 1KG | N207.58 |





 Garri white, sold Loose

| | |
|---|---|
|  |  |
| UNIT OF MEASUREMENT | NOVEMBER 2017 |
| 1KG | N204.72 |



 Wheat flour: prepacked (golden penny) 2kg

| | |
|---|---|
|  |  |
| UNIT OF MEASUREMENT | NOVEMBER 2017 |
| 2KG | N565.19 |

Selected Food Price Watch - December 2017

Kwara State



| ItemLabels | Unit of Measurement | Dec-17 | YoY% | MoM% |
|---|---------------------|---------|--------|-------|
| Agric eggs medium size | 1 Dozen | 435.79 | -4.31 | -2.83 |
| Agric eggs(medium size price of one) | 1 Piece | 41.32 | 15.3 | 2.75 |
| Beans brown,sold loose | 1Kg | 369.01 | 3.39 | -0.33 |
| Beans:white black eye. sold loose | 1Kg | 318.07 | 12.03 | -3.75 |
| Beef Bone in | 1Kg | 1158.33 | 4.76 | -3.92 |
| Beef,boneless | 1Kg | 1282.05 | -1.13 | 5.38 |
| Bread sliced 500g | 1 loaf | 297.5 | -4.8 | -0.83 |
| Bread unsliced 500g | 1 loaf | 270 | -8.58 | -0.11 |
| Broken Rice (Ofada) | 1Kg | 525 | 63.33 | -0.19 |
| Chicken Feet | 1Kg | 959.5 | 27.93 | -0.05 |
| Chicken Wings | 1Kg | 1065 | 25.29 | -0.93 |
| Evaporated tinned milk carnation 170g | 1 unit | 176 | 35.38 | 6.67 |
| Evaporated tinned milk(peak), 170g | 1 unit | 203.33 | 23.86 | -1.16 |
| Frozen chicken | 1 unit | 1250 | -16.67 | 0 |
| Gari white,sold loose | 1Kg | 204.72 | 17.86 | -6.17 |
| Gari yellow,sold loose | 1Kg | 275.09 | 30.9 | -5.69 |
| Mudfish (aro) fresh | 1Kg | 1092.39 | -0.69 | -0.94 |
| Mudfish : dried | 1Kg | 2285.52 | 19.59 | 0.1 |
| Onion bulb | 1Kg | 207.58 | -26.21 | -3.13 |
| Rice agric sold loose | 1Kg | 350.64 | 3.45 | -0.19 |
| Rice local sold loose | 1Kg | 252.26 | -2.25 | -2.25 |
| Rice Medium Grained | 1Kg | 318.57 | -6.6 | -0.49 |
| Rice,imported high quality sold loose | 1Kg | 317.84 | -20.42 | -0.39 |
| Tomato | 1Kg | 240.74 | 8.82 | -3.66 |
| Yam tuber | 1Kg | 221.78 | 2.53 | -0.45 |
| Dried Fish Sardine | 1Kg | 1240.74 | -2.76 | -0.47 |
| Iced Sardine | 1Kg | 900 | 22.3 | 0 |
| Irish potato | 1Kg | 145.83 | -8.9 | -0.01 |
| Sweet potato | 1Kg | 77.95 | -33.62 | -5.43 |
| Tilapia fish (epiya) fresh | 1Kg | 796.67 | 0.59 | -0.51 |
| Titus:frozen | 1Kg | 752.96 | 10.19 | -1.03 |
| Catfish (obokun) fresh | 1Kg | 865 | 10.9 | -0.19 |
| Catfish :dried | 1Kg | 1271.39 | -16.09 | -1.39 |
| Catfish Smoked | 1Kg | 1313.33 | 6.58 | 0.09 |
| Mackerel : frozen | 1Kg | 750 | -3.23 | 0 |
| Groundnut oil: 1 bottle, specify bottle | 1Ltr | 500.24 | -0.05 | -0.1 |
| Maize grain white sold loose | 1Kg | 184.4 | 31.7 | -3.31 |
| Maize grain yellow sold loose | 1Kg | 189.59 | 31.55 | -1.83 |
| Palm oil: 1 bottle,specify bottle | 1Ltr | 471.33 | 17.83 | -0.1 |
| Plantain(ripe) | 1Kg | 196.94 | -1.81 | -1.06 |
| Plantain(unripe) | 1Kg | 220.36 | 5.8 | 0.06 |
| Vegetable oil:1 bottle,specify bottle | 1Ltr | 514 | 7.93 | -0.77 |
| Wheat flour: prepacked (golden penny 2kg) | 2Kg | 565.19 | 2.76 | -1.85 |

Selected Food Price Watch - December 2017

Lagos State



 Tomato


| | |
|---|---|
|  |  |
| UNIT OF MEASUREMENT | NOVEMBER 2017 |
| 1KG | N415.05 |



 Beans brown, sold loose


| | |
|---|---|
|  |  |
| UNIT OF MEASUREMENT | NOVEMBER 2017 |
| 1KG | N417.56 |



 Rice Local sold Loose

| | |
|---|---|
|  |  |
| UNIT OF MEASUREMENT | NOVEMBER 2017 |
| 1KG | N342.66 |

 Bread sliced 500g


| | |
|---|---|
|  |  |
| UNIT OF MEASUREMENT | NOVEMBER 2017 |
| 1 loaf | N309.38 |



 Yam Tuber

| | |
|---|---|
|  |  |
| UNIT OF MEASUREMENT | NOVEMBER 2017 |
| 1KG | N207.62 |

 Palm oil: 1 bottle


| | |
|---|---|
|  |  |
| UNIT OF MEASUREMENT | NOVEMBER 2017 |
| 1Ltr | N537.25 |



 Beef, boneless


| | |
|---|---|
|  |  |
| UNIT OF MEASUREMENT | NOVEMBER 2017 |
| 1KG | N1389.19 |



 Onion bulb

| | |
|---|---|
|  |  |
| UNIT OF MEASUREMENT | NOVEMBER 2017 |
| 1KG | N314.95 |

 Garri white, sold Loose

| | |
|---|---|
|  |  |
| UNIT OF MEASUREMENT | NOVEMBER 2017 |
| 1KG | N200.71 |

 Wheat flour: prepacked (golden penny) 2kg

| | |
|---|---|
|  |  |
| UNIT OF MEASUREMENT | NOVEMBER 2017 |
| 2KG | N648.75 |

Selected Food Price Watch - December 2017

Lagos State



| ItemLabels | Unit of Measurement | Dec-17 | YoY% | MoM% |
|---|---------------------|---------|--------|--------|
| Agric eggs medium size | 1 Dozen | 473.89 | 3.47 | 3.15 |
| Agric eggs(medium size price of one) | 1 Piece | 40.94 | 4.3 | -1.38 |
| Beans brown,sold loose | 1Kg | 417.56 | 19.75 | -11.68 |
| Beans:white black eye. sold loose | 1Kg | 404.78 | 15.12 | 2.27 |
| Beef Bone in | 1Kg | 1525.93 | 47.52 | 32.55 |
| Beef,boneless | 1Kg | 1389.19 | 16.64 | -17.86 |
| Bread sliced 500g | 1 loaf | 309.38 | 12.45 | 23.63 |
| Bread unsliced 500g | 1 loaf | 250 | 0.2 | -2.44 |
| Broken Rice (Ofada) | 1Kg | 575.86 | -8.66 | 5.03 |
| Chicken Feet | 1Kg | 1141.67 | 52.22 | 21.45 |
| Chicken Wings | 1Kg | 1164.71 | 19.54 | 8.2 |
| Evaporated tinned milk carnation 170g | 1 unit | 145 | 2.35 | -6.88 |
| Evaporated tinned milk(peak), 170g | 1 unit | 197.22 | 31.48 | -0.73 |
| Frozen chicken | 1 unit | 1293.75 | 4.76 | -1.9 |
| Gari white,sold loose | 1Kg | 200.71 | -2.5 | -16.98 |
| Gari yellow,sold loose | 1Kg | 240.91 | 3.06 | -21.57 |
| Mudfish (aro) fresh | 1Kg | 1246.43 | 22.2 | 19.95 |
| Mudfish : dried | 1Kg | 2175 | 8.75 | -8.95 |
| Onion bulb | 1Kg | 314.95 | 7.47 | 5.08 |
| Rice agric sold loose | 1Kg | 320.43 | -7.07 | 1.65 |
| Rice local sold loose | 1Kg | 342.66 | 10.5 | 16.07 |
| Rice Medium Grained | 1Kg | 296.77 | -21.97 | -11.88 |
| Rice,imported high quality sold loose | 1Kg | 306.87 | -20.23 | -0.95 |
| Tomato | 1Kg | 415.05 | 12.94 | 6.9 |
| Yam tuber | 1Kg | 207.62 | 3.26 | -1.21 |
| Dried Fish Sardine | 1Kg | 1625 | -15.18 | -9.86 |
| Iced Sardine | 1Kg | 887.5 | 18.33 | 3.27 |
| Irish potato | 1Kg | 399.11 | 24.45 | 13.43 |
| Sweet potato | 1Kg | 125.5 | -5.2 | 18.15 |
| Tilapia fish (epiya) fresh | 1Kg | 1145.45 | 35.09 | -3.51 |
| Titus:frozen | 1Kg | 1038.24 | 8.53 | -2.22 |
| Catfish (obokun) fresh | 1Kg | 1400.65 | 13.24 | 7.42 |
| Catfish :dried | 1Kg | 2193.22 | -6.98 | 0.67 |
| Catfish Smoked | 1Kg | 1534.09 | -1.61 | 0.05 |
| Mackerel : frozen | 1Kg | 975 | 9.5 | -10.31 |
| Groundnut oil: 1 bottle, specify bottle | 1Ltr | 506.67 | 1.33 | 4.43 |
| Maize grain white sold loose | 1Kg | 222.33 | 6.56 | -9.34 |
| Maize grain yellow sold loose | 1Kg | 229.15 | 8.85 | -9.46 |
| Palm oil: 1 bottle,specify bottle | 1Ltr | 537.25 | 30.93 | -3.94 |
| Plantain(ripe) | 1Kg | 210.67 | -20.73 | -12.63 |
| Plantain(unripe) | 1Kg | 206.42 | -30.62 | -22.94 |
| Vegetable oil:1 bottle,specify bottle | 1Ltr | 533.33 | -11.66 | -3.17 |
| Wheat flour: prepacked (golden penny 2kg) | 2Kg | 648.75 | 0.97 | 1.37 |

Selected Food Price Watch - December 2017

Nasarawa State



 Tomato


| | |
|---|---|
|  |  |
| UNIT OF MEASUREMENT | NOVEMBER 2017 |
| 1KG | N221.57 |



 Beans brown, sold loose


| | |
|---|---|
|  |  |
| UNIT OF MEASUREMENT | NOVEMBER 2017 |
| 1KG | N343.39 |



 Rice Local sold Loose


| | |
|---|---|
|  |  |
| UNIT OF MEASUREMENT | NOVEMBER 2017 |
| 1KG | N224.37 |



 Bread sliced 500g


| | |
|---|---|
|  |  |
| UNIT OF MEASUREMENT | NOVEMBER 2017 |
| 1 loaf | N286.92 |



 Yam Tuber


| | |
|---|---|
|  |  |
| UNIT OF MEASUREMENT | NOVEMBER 2017 |
| 1KG | N220.25 |



 Palm oil: 1 bottle


| | |
|---|---|
|  |  |
| UNIT OF MEASUREMENT | NOVEMBER 2017 |
| 1Ltr | N422.11 |



 Beef, boneless


| | |
|---|---|
|  |  |
| UNIT OF MEASUREMENT | NOVEMBER 2017 |
| 1KG | N1255.68 |



 Onion bulb

| | |
|---|---|
|  |  |
| UNIT OF MEASUREMENT | NOVEMBER 2017 |
| 1KG | N210.53 |

 Garri white, sold Loose

| | |
|---|---|
|  |  |
| UNIT OF MEASUREMENT | NOVEMBER 2017 |
| 1KG | N255.17 |

 Wheat flour: prepacked (golden penny) 2kg

| | |
|---|---|
|  |  |
| UNIT OF MEASUREMENT | NOVEMBER 2017 |
| 2KG | N689.86 |


Selected Food Price Watch - December 2017

Nasarawa State



| ItemLabels | Unit of Measurement | Dec-17 | YoY% | MoM% |
|---|---------------------|---------|--------|-------|
| Agric eggs medium size | 1 Dozen | 458.75 | -7.01 | -1.46 |
| Agric eggs(medium size price of one) | 1 Piece | 40.75 | 6.3 | -0.61 |
| Beans brown,sold loose | 1Kg | 343.39 | 2.77 | -0.31 |
| Beans:white black eye. sold loose | 1Kg | 291.89 | 10.91 | -2.27 |
| Beef Bone in | 1Kg | 1200.66 | 7.68 | 0.03 |
| Beef,boneless | 1Kg | 1255.68 | -9.32 | 1.57 |
| Bread sliced 500g | 1 loaf | 286.92 | 6.93 | -1.63 |
| Bread unsliced 500g | 1 loaf | 235 | -9.44 | -2.08 |
| Broken Rice (Ofada) | 1Kg | 252.57 | -22.49 | -6.1 |
| Chicken Feet | 1Kg | 846.67 | -18.43 | -1.22 |
| Chicken Wings | 1Kg | 1096.67 | 22.53 | -0.17 |
| Evaporated tinned milk carnation 170g | 1 unit | 160 | 23.08 | -5.88 |
| Evaporated tinned milk(peak), 170g | 1 unit | 194.5 | 23.36 | -0.09 |
| Frozen chicken | 1 unit | 1370 | 24.55 | -1.58 |
| Gari white,sold loose | 1Kg | 255.17 | 10.75 | -0.7 |
| Gari yellow,sold loose | 1Kg | 275.91 | 19.96 | -5.69 |
| Mudfish (aro) fresh | 1Kg | 1066.67 | 30.99 | 0.45 |
| Mudfish : dried | 1Kg | 1674.17 | -13.77 | -0.28 |
| Onion bulb | 1Kg | 210.53 | -14.98 | -2.74 |
| Rice agric sold loose | 1Kg | 296.33 | -11.1 | -0.12 |
| Rice local sold loose | 1Kg | 224.37 | -14 | -2.5 |
| Rice Medium Grained | 1Kg | 413.33 | 33.73 | 0.01 |
| Rice,imported high quality sold loose | 1Kg | 319.17 | -20.21 | -2.3 |
| Tomato | 1Kg | 221.57 | -19.78 | -3.16 |
| Yam tuber | 1Kg | 220.25 | 15.4 | -2.04 |
| Dried Fish Sardine | 1Kg | 1288.27 | 2.51 | -3.38 |
| Iced Sardine | 1Kg | 735.76 | 8.98 | -0.36 |
| Irish potato | 1Kg | 167.35 | 5.27 | -4.67 |
| Sweet potato | 1Kg | 102.53 | 4.84 | -3.81 |
| Tilapia fish (epiya) fresh | 1Kg | 1000 | 8.22 | 0 |
| Titus:frozen | 1Kg | 1050.66 | 25.31 | -2.95 |
| Catfish (obokun) fresh | 1Kg | 1155.11 | 9.17 | -2.58 |
| Catfish :dried | 1Kg | 2127.91 | 7.84 | 1.26 |
| Catfish Smoked | 1Kg | 1220 | 0.07 | -0.12 |
| Mackerel : frozen | 1Kg | 1014.82 | -4.11 | -0.06 |
| Groundnut oil: 1 bottle, specify bottle | 1Ltr | 465.71 | -1.95 | -1.07 |
| Maize grain white sold loose | 1Kg | 152.19 | 16.2 | -0.7 |
| Maize grain yellow sold loose | 1Kg | 154.98 | 36.84 | -5.42 |
| Palm oil: 1 bottle,specify bottle | 1Ltr | 422.11 | 7.93 | -1.35 |
| Plantain(ripe) | 1Kg | 242.14 | -14.29 | -5.73 |
| Plantain(unripe) | 1Kg | 220.97 | -12.11 | 0.43 |
| Vegetable oil:1 bottle,specify bottle | 1Ltr | 523 | 1.77 | -0.21 |
| Wheat flour: prepacked (golden penny 2kg) | 2Kg | 689.86 | 14.98 | -0.15 |





| | | |
|--|---|---|
|  |  |  |
| | UNIT OF MEASUREMENT 1KG | NOVEMBER 2017 N264.25 |

Tomato

| | | |
|--|---|---|
|  |  |  |
| | UNIT OF MEASUREMENT 1KG | NOVEMBER 2017 N321.35 |




Rice Local sold Loose

| | | |
|--|---|---|
|  |  |  |
| | UNIT OF MEASUREMENT 1KG | NOVEMBER 2017 N220.25 |


Yam Tuber

| | | |
|--|---|---|
|  |  |  |
| | UNIT OF MEASUREMENT 1KG | NOVEMBER 2017 N1261.04 |




Beef, boneless

| | | |
|--|---|---|
|  |  |  |
| | UNIT OF MEASUREMENT 1KG | NOVEMBER 2017 N166.99 |




Garri white, sold Loose

| | | |
|--|---|---|
|  |  |  |
| | UNIT OF MEASUREMENT 1KG | NOVEMBER 2017 N318.69 |


Beans brown, sold loose

| | | |
|--|---|---|
|  |  |  |
| | UNIT OF MEASUREMENT 1 loaf | NOVEMBER 2017 N264.00 |




Bread sliced 500g

| | | |
|---|---|---|
|  |  |  |
| | UNIT OF MEASUREMENT 1Ltr | NOVEMBER 2017 N406.19 |

Palm oil: 1 bottle

| | | |
|---|---|---|
|  |  |  |
| | UNIT OF MEASUREMENT 1KG | NOVEMBER 2017 N273.04 |

Onion bulb

| | | |
|--|---|---|
|  |  |  |
| | UNIT OF MEASUREMENT 2KG | NOVEMBER 2017 N565.00 |

Wheat flour: prepacked (golden penny) 2kg

Selected Food Price Watch - December 2017

Niger State



| ItemLabels | Unit of Measurement | Dec-17 | YoY% | MoM% |
|---|---------------------|---------|--------|-------|
| Agric eggs medium size | 1 Dozen | 450 | -6.74 | -12.9 |
| Agric eggs(medium size price of one) | 1 Piece | 40.71 | -1.3 | -9.22 |
| Beans brown,sold loose | 1Kg | 318.69 | 41.64 | 0.02 |
| Beans:white black eye. sold loose | 1Kg | 300.72 | -4.58 | 0.13 |
| Beef Bone in | 1Kg | 1152.14 | 8.89 | -3.59 |
| Beef,boneless | 1Kg | 1261.04 | 1.05 | 3.2 |
| Bread sliced 500g | 1 loaf | 264 | -12 | -4.96 |
| Bread unsliced 500g | 1 loaf | 225.83 | -17.88 | -1.45 |
| Broken Rice (Ofada) | 1Kg | 427.14 | 42.53 | 0 |
| Chicken Feet | 1Kg | 1015.93 | 78.23 | -0.37 |
| Chicken Wings | 1Kg | 1173.33 | 32.88 | 1.87 |
| Evaporated tinned milk carnation 170g | 1 unit | 170 | 28.25 | 0 |
| Evaporated tinned milk(peak). 170g | 1 unit | 188.57 | 32.33 | -4.44 |
| Frozen chicken | 1 unit | 1255 | -5.28 | -0.92 |
| Gari white,sold loose | 1Kg | 166.99 | -34.58 | -4.91 |
| Gari yellow,sold loose | 1Kg | 241.67 | 0.03 | -5.36 |
| Mudfish (aro) fresh | 1Kg | 980.86 | 18.24 | -0.49 |
| Mudfish : dried | 1Kg | 1888.89 | 6.57 | -3.32 |
| Onion bulb | 1Kg | 273.04 | -18.36 | -1.85 |
| Rice agric sold loose | 1Kg | 415.83 | 26.27 | -1.71 |
| Rice local sold loose | 1Kg | 321.35 | 24.28 | -0.29 |
| Rice Medium Grained | 1Kg | 323.5 | 9.4 | -0.68 |
| Rice,imported high quality sold loose | 1Kg | 299.7 | -11.83 | -2.26 |
| Tomato | 1Kg | 264.25 | -8.5 | -0.61 |
| Yam tuber | 1Kg | 220.25 | -11.23 | -0.13 |
| Dried Fish Sardine | 1Kg | 1274.69 | -5.7 | -6.08 |
| Iced Sardine | 1Kg | 831.77 | 9.77 | -0.56 |
| Irish potato | 1Kg | 178.15 | -5.44 | -0.56 |
| Sweet potato | 1Kg | 92.4 | -5.58 | -3.59 |
| Tilapia fish (epiya) fresh | 1Kg | 875.93 | 1.87 | 0.03 |
| Titus:frozen | 1Kg | 882.96 | 10.73 | 0.75 |
| Catfish (obokun) fresh | 1Kg | 1268.75 | 22.78 | -2.32 |
| Catfish :dried | 1Kg | 1340.74 | 9.49 | -3.41 |
| Catfish Smoked | 1Kg | 1152.95 | -9.35 | -0.58 |
| Mackerel : frozen | 1Kg | 753.21 | -18.32 | 0.13 |
| Groundnut oil: 1 bottle, specify bottle | 1Ltr | 530.48 | 11.03 | 3.89 |
| Maize grain white sold loose | 1Kg | 130.74 | 21 | -2.97 |
| Maize grain yellow sold loose | 1Kg | 130.74 | 24.07 | -3.76 |
| Palm oil: 1 bottle,specify bottle | 1Ltr | 406.19 | 6.65 | -0.6 |
| Plantain(ripe) | 1Kg | 247.84 | 13.05 | -2.11 |
| Plantain(unripe) | 1Kg | 234.68 | 14.05 | -7.85 |
| Vegetable oil:1 bottle,specify bottle | 1Ltr | 521.67 | 15.07 | -1.84 |
| Wheat flour: prepacked (golden penny 2kg) | 2Kg | 565 | 2.73 | -1.86 |


Selected Food Price Watch - December 2017

Ogun State






 Tomato

| | |
|---|---|
|  |  |
| UNIT OF MEASUREMENT | NOVEMBER 2017 |
| 1KG | N306.93 |






 Rice Local sold Loose

| | |
|---|---|
|  |  |
| UNIT OF MEASUREMENT | NOVEMBER 2017 |
| 1KG | N384.18 |




 Yam Tuber

| | |
|---|---|
|  |  |
| UNIT OF MEASUREMENT | NOVEMBER 2017 |
| 1KG | N243.61 |



 Beef, boneless

| | |
|---|---|
|  |  |
| UNIT OF MEASUREMENT | NOVEMBER 2017 |
| 1KG | N1128.86 |




 Garri white, sold Loose

| | |
|---|---|
|  |  |
| UNIT OF MEASUREMENT | NOVEMBER 2017 |
| 1KG | N210.44 |






 Beans brown, sold loose

| | |
|---|---|
|  |  |
| UNIT OF MEASUREMENT | NOVEMBER 2017 |
| 1KG | N396.84 |





 Bread sliced 500g

| | |
|---|---|
|  |  |
| UNIT OF MEASUREMENT | NOVEMBER 2017 |
| 1 loaf | N280.53 |



 Palm oil: 1 bottle

| | |
|---|---|
|  |  |
| UNIT OF MEASUREMENT | NOVEMBER 2017 |
| 1Ltr | N525.00 |



 Onion bulb

| | |
|---|---|
|  |  |
| UNIT OF MEASUREMENT | NOVEMBER 2017 |
| 1KG | N442.42 |



 Wheat flour: prepacked (golden penny) 2kg

| | |
|---|---|
|  |  |
| UNIT OF MEASUREMENT | NOVEMBER 2017 |
| 2KG | N600.00 |

Selected Food Price Watch - December 2017

Ogun State



| ItemLabels | Unit of Measurement | Dec-17 | YoY% | MoM% |
|---|---------------------|---------|--------|--------|
| Agric eggs medium size | 1 Dozen | 508.44 | 11.73 | 21.06 |
| Agric eggs(medium size price of one) | 1 Piece | 40.31 | 5.09 | 8.25 |
| Beans brown,sold loose | 1Kg | 396.84 | 21.75 | -0.99 |
| Beans:white black eye. sold loose | 1Kg | 347.18 | 17.26 | -6.23 |
| Beef Bone in | 1Kg | 1082.93 | 31.58 | 9.35 |
| Beef,boneless | 1Kg | 1128.86 | -2.6 | -5.5 |
| Bread sliced 500g | 1 loaf | 280.53 | -3.68 | -4.82 |
| Bread unsliced 500g | 1 loaf | 261.11 | 0.6 | 0.43 |
| Broken Rice (Ofada) | 1Kg | 505.31 | -18.25 | -20.87 |
| Chicken Feet | 1Kg | 750 | 11.11 | 1.81 |
| Chicken Wings | 1Kg | 1050 | 14.51 | 3.52 |
| Evaporated tinned milk carnation 170g | 1 unit | 170 | 21.43 | -11.69 |
| Evaporated tinned milk(peak), 170g | 1 unit | 215.38 | 43.59 | -3.2 |
| Frozen chicken | 1 unit | 1290.38 | 17.31 | -4.86 |
| Gari white,sold loose | 1Kg | 210.44 | 30.73 | 11.64 |
| Gari yellow,sold loose | 1Kg | 310.85 | 36.15 | 11 |
| Mudfish (aro) fresh | 1Kg | 1103.16 | -3.94 | 18.18 |
| Mudfish : dried | 1Kg | 2493.63 | 27.88 | -3.66 |
| Onion bulb | 1Kg | 442.42 | 23.62 | 25.23 |
| Rice agric sold loose | 1Kg | 286.04 | -23.91 | 6.43 |
| Rice local sold loose | 1Kg | 384.18 | 32.3 | 28.7 |
| Rice Medium Grained | 1Kg | 276.99 | -18.58 | -2.04 |
| Rice,imported high quality sold loose | 1Kg | 432.01 | 17.17 | -1.69 |
| Tomato | 1Kg | 306.93 | 19.95 | 9.88 |
| Yam tuber | 1Kg | 243.61 | 18.63 | 21.62 |
| Dried Fish Sardine | 1Kg | 1206.75 | -23.53 | -24.82 |
| Iced Sardine | 1Kg | 740.09 | -2.63 | 6.36 |
| Irish potato | 1Kg | 433.33 | 71.76 | 94.28 |
| Sweet potato | 1Kg | 113.24 | -6.1 | 9.18 |
| Tilapia fish (epiya) fresh | 1Kg | 945.45 | 2.42 | 24.32 |
| Titus:frozen | 1Kg | 727.05 | -18.81 | -18.19 |
| Catfish (obokun) fresh | 1Kg | 750 | -28.1 | -18.72 |
| Catfish :dried | 1Kg | 1735.29 | -1.78 | -5.91 |
| Catfish Smoked | 1Kg | 1761.11 | 2.99 | -11.37 |
| Mackerel : frozen | 1Kg | 633.35 | -19.04 | -10.39 |
| Groundnut oil: 1 bottle, specify bottle | 1Ltr | 600 | 33.33 | 16.71 |
| Maize grain white sold loose | 1Kg | 220.03 | 39.06 | 9 |
| Maize grain yellow sold loose | 1Kg | 216.23 | 34.49 | 6.95 |
| Palm oil: 1 bottle,specify bottle | 1Ltr | 525 | 37.47 | 4.51 |
| Plantain(ripe) | 1Kg | 199.17 | 4.51 | -3.1 |
| Plantain(unripe) | 1Kg | 184.65 | -30.4 | -18.83 |
| Vegetable oil:1 bottle,specify bottle | 1Ltr | 561.9 | 17.47 | 10.61 |
| Wheat flour: prepacked (golden penny 2kg) | 2Kg | 600 | -2.39 | -2.91 |

Selected Food Price Watch - December 2017

Ondo State



 Tomato


| | |
|---|---|
|  |  |
| UNIT OF MEASUREMENT | NOVEMBER 2017 |
| 1KG | N278.40 |



 Beans brown, sold loose


| | |
|---|---|
|  |  |
| UNIT OF MEASUREMENT | NOVEMBER 2017 |
| 1KG | N400.68 |



 Rice Local sold Loose


| | |
|---|---|
|  |  |
| UNIT OF MEASUREMENT | NOVEMBER 2017 |
| 1KG | N311.21 |


 Bread sliced 500g


| | |
|---|---|
|  |  |
| UNIT OF MEASUREMENT | NOVEMBER 2017 |
| 1 loaf | N258.93 |


 Yam Tuber

| | |
|---|---|
|  |  |
| UNIT OF MEASUREMENT | NOVEMBER 2017 |
| 1KG | N174.64 |

 Palm oil: 1 bottle


| | |
|---|---|
|  |  |
| UNIT OF MEASUREMENT | NOVEMBER 2017 |
| 1Ltr | N493.33 |



 Beef, boneless

| | |
|---|---|
|  |  |
| UNIT OF MEASUREMENT | NOVEMBER 2017 |
| 1KG | N1231.03 |



 Onion bulb

| | |
|---|---|
|  |  |
| UNIT OF MEASUREMENT | NOVEMBER 2017 |
| 1KG | N327.82 |

 Garri white, sold Loose

| | |
|---|---|
|  |  |
| UNIT OF MEASUREMENT | NOVEMBER 2017 |
| 1KG | N142.21 |

 Wheat flour: prepacked (golden penny) 2kg

| | |
|---|---|
|  |  |
| UNIT OF MEASUREMENT | NOVEMBER 2017 |
| 2KG | N644.17 |

Selected Food Price Watch - December 2017

Ondo State



| ItemLabels | Unit of Measurement | Dec-17 | YoY% | MoM% |
|---|---------------------|---------|--------|--------|
| Agric eggs medium size | 1 Dozen | 495.83 | -2.99 | -0.88 |
| Agric eggs(medium size price of one) | 1 Piece | 42.5 | 12.92 | 0 |
| Beans brown,sold loose | 1Kg | 400.68 | 14.36 | -6.62 |
| Beans:white black eye. sold loose | 1Kg | 334.3 | 23.43 | 7.28 |
| Beef Bone in | 1Kg | 922.08 | 28.61 | 16.28 |
| Beef,boneless | 1Kg | 1231.03 | 1.04 | 0.02 |
| Bread sliced 500g | 1 loaf | 258.93 | 1.05 | 3.33 |
| Bread unsliced 500g | 1 loaf | 246.88 | -1.25 | 2.55 |
| Broken Rice (Ofada) | 1Kg | 637.86 | -24.14 | -2.33 |
| Chicken Feet | 1Kg | 1075 | 34.38 | 11.63 |
| Chicken Wings | 1Kg | 1178.21 | 24.02 | 3.6 |
| Evaporated tinned milk carnation 170g | 1 unit | 170 | 28.3 | 0 |
| Evaporated tinned milk(peak), 170g | 1 unit | 200.71 | 38.42 | 1.86 |
| Frozen chicken | 1 unit | 1302.5 | 4.72 | 3.3 |
| Gari white,sold loose | 1Kg | 142.21 | -6.53 | -10.91 |
| Gari yellow,sold loose | 1Kg | 155.26 | -11.03 | -9.2 |
| Mudfish (aro) fresh | 1Kg | 821.59 | 17.1 | -2.46 |
| Mudfish : dried | 1Kg | 1535.44 | -3.09 | -10.78 |
| Onion bulb | 1Kg | 327.82 | 38.12 | 14.39 |
| Rice agric sold loose | 1Kg | 311.76 | -11.67 | -5.02 |
| Rice local sold loose | 1Kg | 311.21 | -2.13 | 5.74 |
| Rice Medium Grained | 1Kg | 332.81 | -17.61 | 0.97 |
| Rice,imported high quality sold loose | 1Kg | 341.95 | -24.5 | 12.11 |
| Tomato | 1Kg | 278.4 | 32.38 | -7.57 |
| Yam tuber | 1Kg | 174.64 | -36.69 | -2.24 |
| Dried Fish Sardine | 1Kg | 1406.81 | -9.64 | -9.83 |
| Iced Sardine | 1Kg | 715.35 | -10.06 | 1 |
| Irish potato | 1Kg | 237.07 | -1.9 | 3.8 |
| Sweet potato | 1Kg | 137.51 | 15.75 | 14.21 |
| Tilapia fish (epiya) fresh | 1Kg | 709.52 | -20.73 | -23.61 |
| Titus:frozen | 1Kg | 983.4 | 14.21 | -2.98 |
| Catfish (obokun) fresh | 1Kg | 687.64 | 0.47 | -11.24 |
| Catfish :dried | 1Kg | 1513.01 | -4.19 | -4.57 |
| Catfish Smoked | 1Kg | 1243.75 | 9.87 | -8.11 |
| Mackerel : frozen | 1Kg | 1118.55 | 21.97 | 9.43 |
| Groundnut oil: 1 bottle, specify bottle | 1Ltr | 577.78 | 28.4 | 17.74 |
| Maize grain white sold loose | 1Kg | 171.05 | -2.39 | -18.64 |
| Maize grain yellow sold loose | 1Kg | 177.26 | 6.27 | -17.91 |
| Palm oil: 1 bottle,specify bottle | 1Ltr | 493.33 | 23.33 | 5.87 |
| Plantain(ripe) | 1Kg | 368.43 | 68.89 | 42.8 |
| Plantain(unripe) | 1Kg | 205.14 | 64.1 | 19.3 |
| Vegetable oil:1 bottle,specify bottle | 1Ltr | 695.56 | 40.47 | 21.95 |
| Wheat flour: prepacked (golden penny 2kg) | 2Kg | 644.17 | 17.12 | 18.02 |

Selected Food Price Watch - December 2017

Osun State



| | | |
|--|---|---|
|  |  |  |
| Tomato | UNIT OF MEASUREMENT 1KG | NOVEMBER 2017 N180.77 |




| | | |
|--|---|---|
|  |  |  |
| Rice Local sold Loose | UNIT OF MEASUREMENT 1KG | NOVEMBER 2017 N239.71 |




| | | |
|--|---|---|
|  |  |  |
| Yam Tuber | UNIT OF MEASUREMENT 1KG | NOVEMBER 2017 N214.31 |

| | | |
|--|---|---|
|  |  |  |
| Beef, boneless | UNIT OF MEASUREMENT 1KG | NOVEMBER 2017 N1290.12 |

| | | |
|--|---|---|
|  |  |  |
| Garri white, sold Loose | UNIT OF MEASUREMENT 1KG | NOVEMBER 2017 N145.00 |

| | | |
|--|---|---|
|  |  |  |
| Beans brown, sold loose | UNIT OF MEASUREMENT 1KG | NOVEMBER 2017 N413.66 |

| | | |
|--|---|---|
|  |  |  |
| Bread sliced 500g | UNIT OF MEASUREMENT 1 loaf | NOVEMBER 2017 N311.11 |

| | | |
|---|---|---|
|  |  |  |
| Palm oil: 1 bottle | UNIT OF MEASUREMENT 1Ltr | NOVEMBER 2017 N444.17 |

| | | |
|---|---|---|
|  |  |  |
| Onion bulb | UNIT OF MEASUREMENT 1KG | NOVEMBER 2017 N366.22 |

| | | |
|--|---|---|
|  |  |  |
| Wheat flour: prepacked (golden penny) 2kg | UNIT OF MEASUREMENT 2KG | NOVEMBER 2017 N641.25 |

Selected Food Price Watch - December 2017

Osun State




| ItemLabels | Unit of Measurement | Dec-17 | YoY% | MoM% |
|---|---------------------|---------|--------|--------|
| Agric eggs medium size | 1 Dozen | 489.29 | 13.37 | 17.78 |
| Agric eggs(medium size price of one) | 1 Piece | 37.67 | 6.77 | 6.95 |
| Beans brown,sold loose | 1Kg | 413.66 | 34.32 | 8.59 |
| Beans:white black eye. sold loose | 1Kg | 284.21 | 21.19 | -7.32 |
| Beef Bone in | 1Kg | 942.44 | 2.95 | -1.66 |
| Beef,boneless | 1Kg | 1290.12 | 22.57 | -5.16 |
| Bread sliced 500g | 1 loaf | 311.11 | -0.44 | 0.9 |
| Bread unsliced 500g | 1 loaf | 253.57 | 2.57 | 2.64 |
| Broken Rice (Ofada) | 1Kg | 352.94 | -30.13 | -21.63 |
| Chicken Feet | 1Kg | 961.19 | 6.77 | 6.8 |
| Chicken Wings | 1Kg | 1068.15 | 6.82 | -10.99 |
| Evaporated tinned milk carnation 170g | 1 unit | 199.23 | 66.03 | 5.1 |
| Evaporated tinned milk(peak), 170g | 1 unit | 187.43 | 21.79 | -12.83 |
| Frozen chicken | 1 unit | 1550 | 19.23 | 10.71 |
| Gari white,sold loose | 1Kg | 145 | -10 | -25.34 |
| Gari yellow,sold loose | 1Kg | 152.38 | -10.25 | -29.15 |
| Mudfish (aro) fresh | 1Kg | 869.57 | 11.01 | -0.49 |
| Mudfish : dried | 1Kg | 1646.83 | -9.95 | -3.43 |
| Onion bulb | 1Kg | 366.22 | 30.49 | 47.77 |
| Rice agric sold loose | 1Kg | 344.24 | -9.97 | 11.47 |
| Rice local sold loose | 1Kg | 239.71 | -15.76 | -0.91 |
| Rice Medium Grained | 1Kg | 298.63 | -15.03 | 0.2 |
| Rice,imported high quality sold loose | 1Kg | 340.59 | -4.03 | 16.97 |
| Tomato | 1Kg | 180.77 | 6.54 | -16.06 |
| Yam tuber | 1Kg | 214.31 | -51.12 | 1.76 |
| Dried Fish Sardine | 1Kg | 1640 | -2.85 | 2.14 |
| Iced Sardine | 1Kg | 692.99 | -13.88 | -6.48 |
| Irish potato | 1Kg | 300 | 17.24 | 15.38 |
| Sweet potato | 1Kg | 110.91 | -7.19 | 12.87 |
| Tilapia fish (epiya) fresh | 1Kg | 846.91 | -4.84 | -7.34 |
| Titus:frozen | 1Kg | 851.14 | 3.24 | 1.32 |
| Catfish (obokun) fresh | 1Kg | 838.89 | 19.84 | -12.28 |
| Catfish :dried | 1Kg | 1477.96 | -10.37 | -14.5 |
| Catfish Smoked | 1Kg | 1285.71 | 1.5 | 6.69 |
| Mackerel : frozen | 1Kg | 923.8 | 7.68 | 3.98 |
| Groundnut oil: 1 bottle, specify bottle | 1Ltr | 666.67 | 46.34 | 33.61 |
| Maize grain white sold loose | 1Kg | 163.31 | 20.29 | -5.14 |
| Maize grain yellow sold loose | 1Kg | 174.34 | 23.77 | -2.76 |
| Palm oil: 1 bottle,specify bottle | 1Ltr | 444.17 | 11.04 | 3.5 |
| Plantain(ripe) | 1Kg | 278.63 | 50.93 | 30.33 |
| Plantain(unripe) | 1Kg | 267.72 | 30.65 | 33.86 |
| Vegetable oil:1 bottle,specify bottle | 1Ltr | 552.38 | -22.57 | -11.73 |
| Wheat flour: prepacked (golden penny 2kg) | 2Kg | 641.25 | 18.57 | 2.45 |

Selected Food Price Watch - December 2017

Oyo State






 Tomato


| | |
|---|---|
|  |  |
| UNIT OF MEASUREMENT | NOVEMBER 2017 |
| 1KG | N268.15 |



 Rice Local sold Loose

| | |
|---|---|
|  |  |
| UNIT OF MEASUREMENT | NOVEMBER 2017 |
| 1KG | N292.23 |

 Yam Tuber

| | |
|---|---|
|  |  |
| UNIT OF MEASUREMENT | NOVEMBER 2017 |
| 1KG | N248.76 |


 Beef, boneless


| | |
|---|---|
|  |  |
| UNIT OF MEASUREMENT | NOVEMBER 2017 |
| 1KG | N991.00 |



 Garri white, sold Loose


| | |
|---|---|
|  |  |
| UNIT OF MEASUREMENT | NOVEMBER 2017 |
| 1KG | N146.31 |



 Beans brown, sold loose


| | |
|---|---|
|  |  |
| UNIT OF MEASUREMENT | NOVEMBER 2017 |
| 1KG | N390.72 |



 Bread sliced 500g

| | |
|---|---|
|  |  |
| UNIT OF MEASUREMENT | NOVEMBER 2017 |
| 1 loaf | N299.33 |


 Palm oil: 1 bottle

| | |
|---|---|
|  |  |
| UNIT OF MEASUREMENT | NOVEMBER 2017 |
| 1Ltr | N490.37 |

 Onion bulb

| | |
|---|---|
|  |  |
| UNIT OF MEASUREMENT | NOVEMBER 2017 |
| 1KG | N366.24 |

 Wheat flour: prepacked (golden penny) 2kg

| | |
|---|---|
|  |  |
| UNIT OF MEASUREMENT | NOVEMBER 2017 |
| 2KG | N650.00 |

Selected Food Price Watch - December 2017

Oyo State



| ItemLabels | Unit of Measurement | Dec-17 | YoY% | MoM% |
|---|---------------------|---------|--------|--------|
| Agric eggs medium size | 1 Dozen | 465.56 | 11.7 | 7.02 |
| Agric eggs(medium size price of one) | 1 Piece | 35 | -0.1 | -10.03 |
| Beans brown,sold loose | 1Kg | 390.72 | 25.7 | -2.93 |
| Beans:white black eye. sold loose | 1Kg | 304.04 | 21.34 | -2.58 |
| Beef Bone in | 1Kg | 819.96 | -6.86 | -18.51 |
| Beef,boneless | 1Kg | 991 | -7.82 | -12.09 |
| Bread sliced 500g | 1 loaf | 299.33 | -7.36 | -0.22 |
| Bread unsliced 500g | 1 loaf | 266.88 | 13.53 | 1.6 |
| Broken Rice (Ofada) | 1Kg | 770.97 | 2.8 | 19.49 |
| Chicken Feet | 1Kg | 910.64 | 1.18 | 1.18 |
| Chicken Wings | 1Kg | 1023.33 | 25.31 | -8.08 |
| Evaporated tinned milk carnation 170g | 1 unit | 166.67 | 25.79 | 2.04 |
| Evaporated tinned milk(peak), 170g | 1 unit | 208.82 | 49.16 | 3.59 |
| Frozen chicken | 1 unit | 1200 | -9.29 | -15.79 |
| Gari white,sold loose | 1Kg | 146.31 | -24.7 | -22.58 |
| Gari yellow,sold loose | 1Kg | 222.73 | -6.77 | -22.59 |
| Mudfish (aro) fresh | 1Kg | 1079.91 | 7.99 | -6.39 |
| Mudfish : dried | 1Kg | 1668.97 | 14.09 | -25.89 |
| Onion bulb | 1Kg | 366.24 | 83.12 | 63.51 |
| Rice agric sold loose | 1Kg | 312.5 | 7.64 | -4.46 |
| Rice local sold loose | 1Kg | 292.23 | -3.8 | -2.67 |
| Rice Medium Grained | 1Kg | 325.3 | -14.89 | 1.42 |
| Rice,imported high quality sold loose | 1Kg | 342.09 | -20.45 | 4.31 |
| Tomato | 1Kg | 268.15 | 71.94 | -18.17 |
| Yam tuber | 1Kg | 248.76 | -9.33 | 33.25 |
| Dried Fish Sardine | 1Kg | 1044.25 | -37.97 | -35.66 |
| Iced Sardine | 1Kg | 695.97 | -13.82 | -19.23 |
| Irish potato | 1Kg | 306.9 | 27.83 | 34.77 |
| Sweet potato | 1Kg | 98.44 | -21.46 | -4.58 |
| Tilapia fish (epiya) fresh | 1Kg | 738.88 | -15.58 | -22.81 |
| Titus:frozen | 1Kg | 781.62 | -8.86 | -21.51 |
| Catfish (obokun) fresh | 1Kg | 1036.46 | 14.92 | -6.91 |
| Catfish :dried | 1Kg | 1718.11 | 2.71 | -17.11 |
| Catfish Smoked | 1Kg | 924.24 | -16.58 | -32.81 |
| Mackerel : frozen | 1Kg | 750.99 | -0.9 | -9.35 |
| Groundnut oil: 1 bottle, specify bottle | 1Ltr | 716.67 | 44.95 | 44.57 |
| Maize grain white sold loose | 1Kg | 110.96 | -25.44 | -43.84 |
| Maize grain yellow sold loose | 1Kg | 108.82 | -29.04 | -45.53 |
| Palm oil: 1 bottle,specify bottle | 1Ltr | 490.37 | 40.11 | 3.38 |
| Plantain(ripe) | 1Kg | 162.43 | -15.58 | -24.52 |
| Plantain(unripe) | 1Kg | 182.08 | -23.15 | -25.88 |
| Vegetable oil:1 bottle,specify bottle | 1Ltr | 545.1 | -9.15 | -12.75 |
| Wheat flour: prepacked (golden penny 2kg) | 2Kg | 650 | 14.61 | 3.85 |

Selected Food Price Watch - December 2017

Plateau State



 Tomato


| | |
|---|---|
|  |  |
| UNIT OF MEASUREMENT | NOVEMBER 2017 |
| 1KG | N195.54 |



 Beans brown, sold loose


| | |
|---|---|
|  |  |
| UNIT OF MEASUREMENT | NOVEMBER 2017 |
| 1KG | N323.08 |



 Rice Local sold Loose


| | |
|---|---|
|  |  |
| UNIT OF MEASUREMENT | NOVEMBER 2017 |
| 1KG | N235.63 |

 Bread sliced 500g


| | |
|---|---|
|  |  |
| UNIT OF MEASUREMENT | NOVEMBER 2017 |
| 1 loaf | N291.11 |



 Yam Tuber

| | |
|---|---|
|  |  |
| UNIT OF MEASUREMENT | NOVEMBER 2017 |
| 1KG | N195.51 |

 Palm oil: 1 bottle


| | |
|---|---|
|  |  |
| UNIT OF MEASUREMENT | NOVEMBER 2017 |
| 1Ltr | N500.00 |



 Beef, boneless


| | |
|---|---|
|  |  |
| UNIT OF MEASUREMENT | NOVEMBER 2017 |
| 1KG | N1250.00 |



 Onion bulb

| | |
|---|---|
|  |  |
| UNIT OF MEASUREMENT | NOVEMBER 2017 |
| 1KG | N383.74 |

 Garri white, sold Loose

| | |
|---|---|
|  |  |
| UNIT OF MEASUREMENT | NOVEMBER 2017 |
| 1KG | N218.16 |

 Wheat flour: prepacked (golden penny) 2kg

| | |
|---|---|
|  |  |
| UNIT OF MEASUREMENT | NOVEMBER 2017 |
| 2KG | N537.20 |

Selected Food Price Watch - December 2017



Plateau State

| ItemLabels | Unit of Measurement | Dec-17 | YoY% | MoM% |
|---|---------------------|---------|--------|--------|
| Agric eggs medium size | 1 Dozen | 473.85 | 3.01 | 1.76 |
| Agric eggs(medium size price of one) | 1 Piece | 41.85 | 4.94 | 1.45 |
| Beans brown,sold loose | 1Kg | 323.08 | 5.03 | -1.61 |
| Beans:white black eye. sold loose | 1Kg | 318.97 | 13.56 | 0.16 |
| Beef Bone in | 1Kg | 1281.03 | 27.68 | 1.32 |
| Beef,boneless | 1Kg | 1250 | 15.38 | 0.31 |
| Bread sliced 500g | 1 loaf | 291.11 | 14.54 | 2.75 |
| Bread unsliced 500g | 1 loaf | 280 | 11.26 | 6.67 |
| Broken Rice (Ofada) | 1Kg | 233.33 | -17.5 | -38.99 |
| Chicken Feet | 1Kg | 910 | 7.06 | 1.11 |
| Chicken Wings | 1Kg | 1000 | 5.26 | -1.96 |
| Evaporated tinned milk carnation 170g | 1 unit | 166.67 | 28.21 | -12.28 |
| Evaporated tinned milk(peak), 170g | 1 unit | 191.67 | 21.53 | -1.86 |
| Frozen chicken | 1 unit | 2333.33 | 27.85 | 7.69 |
| Gari white,sold loose | 1Kg | 218.16 | 0.97 | 8.29 |
| Gari yellow,sold loose | 1Kg | 326.27 | 12.75 | 24.57 |
| Mudfish (aro) fresh | 1Kg | 1634.92 | 50.63 | 12.06 |
| Mudfish : dried | 1Kg | 2094.71 | -28.92 | -22.26 |
| Onion bulb | 1Kg | 383.74 | 88.35 | 102.14 |
| Rice agric sold loose | 1Kg | 239.43 | -14.3 | -4.23 |
| Rice local sold loose | 1Kg | 235.63 | -6.79 | -26.49 |
| Rice Medium Grained | 1Kg | 322.6 | 3.23 | -2.43 |
| Rice,imported high quality sold loose | 1Kg | 339.4 | -18.16 | 0.59 |
| Tomato | 1Kg | 195.54 | -19.68 | -21.39 |
| Yam tuber | 1Kg | 195.51 | -23.12 | -10.02 |
| Dried Fish Sardine | 1Kg | 1450.37 | -5.41 | -3.01 |
| Iced Sardine | 1Kg | 904.18 | 9.8 | 9.4 |
| Irish potato | 1Kg | 209.54 | 26.6 | 28.58 |
| Sweet potato | 1Kg | 169.7 | 80.43 | 98.07 |
| Tilapia fish (epiya) fresh | 1Kg | 802.03 | 1.38 | -1.66 |
| Titus:frozen | 1Kg | 1126.67 | 32.31 | 21.56 |
| Catfish (obokun) fresh | 1Kg | 1368.75 | 23.98 | 19.02 |
| Catfish :dried | 1Kg | 1280.66 | -15.77 | -10.8 |
| Catfish Smoked | 1Kg | 1407.73 | 5.73 | -1.66 |
| Mackerel : frozen | 1Kg | 1012.79 | 25.53 | 2.71 |
| Groundnut oil: 1 bottle, specify bottle | 1Ltr | 606.06 | 46.39 | 28.54 |
| Maize grain white sold loose | 1Kg | 123.16 | 9.79 | -19.54 |
| Maize grain yellow sold loose | 1Kg | 121.44 | 0.78 | -22.39 |
| Palm oil: 1 bottle,specify bottle | 1Ltr | 500 | 23.29 | 15.94 |
| Plantain(ripe) | 1Kg | 374.36 | 54.6 | 24.44 |
| Plantain(unripe) | 1Kg | 258.67 | 6.7 | 0.58 |
| Vegetable oil:1 bottle,specify bottle | 1Ltr | 600 | 26.17 | 15.1 |
| Wheat flour: prepacked (golden penny 2kg) | 2Kg | 537.2 | -15.18 | -17.46 |

Selected Food Price Watch - December 2017

Rivers State





 Tomato

| | |
|---|---|
|  |  |
| UNIT OF MEASUREMENT | NOVEMBER 2017 |
| 1KG | N304.27 |




 Beans brown, sold loose

| | |
|---|---|
|  |  |
| UNIT OF MEASUREMENT | NOVEMBER 2017 |
| 1KG | N347.97 |






 Rice Local sold Loose

| | |
|---|---|
|  |  |
| UNIT OF MEASUREMENT | NOVEMBER 2017 |
| 1KG | N354.86 |






 Bread sliced 500g

| | |
|---|---|
|  |  |
| UNIT OF MEASUREMENT | NOVEMBER 2017 |
| 1 loaf | N300.89 |






 Yam Tuber

| | |
|---|---|
|  |  |
| UNIT OF MEASUREMENT | NOVEMBER 2017 |
| 1KG | N179.81 |






 Palm oil: 1 bottle

| | |
|---|---|
|  |  |
| UNIT OF MEASUREMENT | NOVEMBER 2017 |
| 1Ltr | N400.33 |






 Beef, boneless

| | |
|---|---|
|  |  |
| UNIT OF MEASUREMENT | NOVEMBER 2017 |
| 1KG | N1254.93 |






 Onion bulb

| | |
|---|---|
|  |  |
| UNIT OF MEASUREMENT | NOVEMBER 2017 |
| 1KG | N221.13 |





 Garri white, sold Loose

| | |
|---|---|
|  |  |
| UNIT OF MEASUREMENT | NOVEMBER 2017 |
| 1KG | N224.22 |



 Wheat flour: prepacked (golden penny) 2kg

| | |
|---|---|
|  |  |
| UNIT OF MEASUREMENT | NOVEMBER 2017 |
| 2KG | N715.33 |

Selected Food Price Watch - December 2017

Rivers State



| ItemLabels | Unit of Measurement | Dec-17 | YoY% | MoM% |
|---|---------------------|---------|--------|--------|
| Agric eggs medium size | 1 Dozen | 614.29 | 30.46 | 17.54 |
| Agric eggs(medium size price of one) | 1 Piece | 45.71 | 1.59 | 0.96 |
| Beans brown,sold loose | 1Kg | 347.97 | -8.3 | -4.06 |
| Beans:white black eye. sold loose | 1Kg | 336.87 | -8.46 | -2.66 |
| Beef Bone in | 1Kg | 1176.56 | 37.97 | -0.82 |
| Beef,boneless | 1Kg | 1254.93 | -5.61 | -1.68 |
| Bread sliced 500g | 1 loaf | 300.89 | -22.77 | -0.74 |
| Bread unsliced 500g | 1 loaf | 313.81 | -14.3 | -3.53 |
| Broken Rice (Ofada) | 1Kg | 421.94 | -16.52 | -2.51 |
| Chicken Feet | 1Kg | 917.37 | 1.93 | -0.38 |
| Chicken Wings | 1Kg | 1037.31 | -10.12 | -1.21 |
| Evaporated tinned milk carnation 170g | 1 unit | 170.24 | 21.6 | 0.14 |
| Evaporated tinned milk(peak), 170g | 1 unit | 197.86 | 30.9 | -0.29 |
| Frozen chicken | 1 unit | 1452.73 | -7.93 | -0.38 |
| Gari white,sold loose | 1Kg | 224.22 | 0.78 | -3.89 |
| Gari yellow,sold loose | 1Kg | 238.27 | -0.36 | -30.25 |
| Mudfish (aro) fresh | 1Kg | 1151.75 | -10.1 | -1.2 |
| Mudfish : dried | 1Kg | 2185.26 | 37.5 | -1.36 |
| Onion bulb | 1Kg | 221.13 | -2.19 | -1.75 |
| Rice agric sold loose | 1Kg | 420.61 | -4.6 | 0.01 |
| Rice local sold loose | 1Kg | 354.86 | -10.93 | -1.51 |
| Rice Medium Grained | 1Kg | 443.26 | -17.98 | 1.75 |
| Rice,imported high quality sold loose | 1Kg | 434.4 | -26.83 | -0.56 |
| Tomato | 1Kg | 304.27 | -45.52 | -10.85 |
| Yam tuber | 1Kg | 179.81 | -27.17 | -13.03 |
| Dried Fish Sardine | 1Kg | 1695.41 | 0.19 | -4.93 |
| Iced Sardine | 1Kg | 669.5 | -8.94 | -6.91 |
| Irish potato | 1Kg | 231.9 | -12.1 | -1.74 |
| Sweet potato | 1Kg | 125.36 | -8.3 | -3.49 |
| Tilapia fish (epiya) fresh | 1Kg | 922.66 | 14.76 | -0.94 |
| Titus:frozen | 1Kg | 952.95 | 27.74 | -3.36 |
| Catfish (obokun) fresh | 1Kg | 1015.48 | 2.89 | -6.51 |
| Catfish :dried | 1Kg | 1866.23 | -6.84 | -5.49 |
| Catfish Smoked | 1Kg | 1229.04 | -11.13 | -7.24 |
| Mackerel : frozen | 1Kg | 963.29 | 0.16 | -2.37 |
| Groundnut oil: 1 bottle, specify bottle | 1Ltr | 460 | 2.22 | -1.57 |
| Maize grain white sold loose | 1Kg | 248.45 | 20.46 | -4.33 |
| Maize grain yellow sold loose | 1Kg | 249.68 | 21.28 | -2.57 |
| Palm oil: 1 bottle,specify bottle | 1Ltr | 400.33 | 10.42 | -0.07 |
| Plantain(ripe) | 1Kg | 232.38 | 4.02 | -7.29 |
| Plantain(unripe) | 1Kg | 242.15 | 5.32 | -2.29 |
| Vegetable oil:1 bottle,specify bottle | 1Ltr | 501.11 | 8.67 | -1.33 |
| Wheat flour: prepacked (golden penny 2kg) | 2Kg | 715.33 | 19.43 | -1.72 |

Selected Food Price Watch - December 2017

Sokoto State



 Tomato


| | |
|---|---|
|  |  |
| UNIT OF MEASUREMENT | NOVEMBER 2017 |
| 1KG | N277.54 |



 Beans brown, sold loose


| | |
|---|---|
|  |  |
| UNIT OF MEASUREMENT | NOVEMBER 2017 |
| 1KG | N459.67 |



 Rice Local sold Loose


| | |
|---|---|
|  |  |
| UNIT OF MEASUREMENT | NOVEMBER 2017 |
| 1KG | N270.23 |

 Bread sliced 500g


| | |
|---|---|
|  |  |
| UNIT OF MEASUREMENT | NOVEMBER 2017 |
| 1 loaf | N276.67 |



 Yam Tuber

| | |
|---|---|
|  |  |
| UNIT OF MEASUREMENT | NOVEMBER 2017 |
| 1KG | N257.59 |

 Palm oil: 1 bottle


| | |
|---|---|
|  |  |
| UNIT OF MEASUREMENT | NOVEMBER 2017 |
| 1Ltr | N541.18 |



 Beef, boneless


| | |
|---|---|
|  |  |
| UNIT OF MEASUREMENT | NOVEMBER 2017 |
| 1KG | N1156.14 |



 Onion bulb

| | |
|---|---|
|  |  |
| UNIT OF MEASUREMENT | NOVEMBER 2017 |
| 1KG | N264.32 |

 Garri white, sold Loose

| | |
|---|---|
|  |  |
| UNIT OF MEASUREMENT | NOVEMBER 2017 |
| 1KG | N263.87 |

 Wheat flour: prepacked (golden penny) 2kg

| | |
|---|---|
|  |  |
| UNIT OF MEASUREMENT | NOVEMBER 2017 |
| 2KG | N567.50 |

Selected Food Price Watch - December 2017

Sokoto State



| ItemLabels | Unit of Measurement | Dec-17 | YoY% | MoM% |
|---|---------------------|---------|--------|--------|
| Agric eggs medium size | 1 Dozen | 461.18 | 6.26 | 10.61 |
| Agric eggs(medium size price of one) | 1 Piece | 37.06 | -7.35 | -0.05 |
| Beans brown,sold loose | 1Kg | 459.67 | 64.85 | 41.85 |
| Beans:white black eye. sold loose | 1Kg | 335.71 | 52.63 | 19.37 |
| Beef Bone in | 1Kg | 1065.56 | 14.07 | 5.5 |
| Beef,boneless | 1Kg | 1156.14 | 3.84 | 12.01 |
| Bread sliced 500g | 1 loaf | 276.67 | -14.87 | -10.75 |
| Bread unsliced 500g | 1 loaf | 280.77 | -8.05 | 2.1 |
| Broken Rice (Ofada) | 1Kg | 469.54 | 43.33 | 56.28 |
| Chicken Feet | 1Kg | 682.34 | -2.52 | -3.24 |
| Chicken Wings | 1Kg | 888.83 | 18.51 | 6.66 |
| Evaporated tinned milk carnation 170g | 1 unit | 150 | 11.11 | -6.9 |
| Evaporated tinned milk(peak). 170g | 1 unit | 175.29 | 21.17 | -6.61 |
| Frozen chicken | 1 unit | 1100 | -26.67 | -35.29 |
| Gari white,sold loose | 1Kg | 263.87 | 9.19 | -11.51 |
| Gari yellow,sold loose | 1Kg | 300.12 | 12.47 | -14.36 |
| Mudfish (aro) fresh | 1Kg | 981.68 | 13.27 | -3.44 |
| Mudfish : dried | 1Kg | 1715.05 | 71.51 | 20.16 |
| Onion bulb | 1Kg | 264.32 | 2.97 | 56.89 |
| Rice agric sold loose | 1Kg | 340.31 | 20.56 | 36.09 |
| Rice local sold loose | 1Kg | 270.23 | 11.86 | 27.66 |
| Rice Medium Grained | 1Kg | 337.91 | 22.49 | 30.23 |
| Rice,imported high quality sold loose | 1Kg | 372.4 | 13.13 | -4.47 |
| Tomato | 1Kg | 277.54 | 3.5 | 0.32 |
| Yam tuber | 1Kg | 257.59 | -11.85 | 19.96 |
| Dried Fish Sardine | 1Kg | 1185 | -13.91 | -10.57 |
| Iced Sardine | 1Kg | 808.33 | 11.49 | 11.92 |
| Irish potato | 1Kg | 263.78 | 39.21 | 65.17 |
| Sweet potato | 1Kg | 105.39 | 14.2 | 10.65 |
| Tilapia fish (epiya) fresh | 1Kg | 853.85 | -4.33 | 0.39 |
| Titus:frozen | 1Kg | 916.67 | 33.61 | 34.12 |
| Catfish (obokun) fresh | 1Kg | 822.22 | -18.56 | -12.06 |
| Catfish :dried | 1Kg | 1120 | -42.68 | -39.69 |
| Catfish Smoked | 1Kg | 1000 | -30 | 0 |
| Mackerel : frozen | 1Kg | 909.09 | 39.86 | 9.09 |
| Groundnut oil: 1 bottle, specify bottle | 1Ltr | 536.3 | 8.87 | 13.23 |
| Maize grain white sold loose | 1Kg | 121.03 | -3.45 | -11.5 |
| Maize grain yellow sold loose | 1Kg | 126.02 | -1.65 | -15.97 |
| Palm oil: 1 bottle,specify bottle | 1Ltr | 541.18 | 22.81 | 4.33 |
| Plantain(ripe) | 1Kg | 411.76 | 109.62 | 36.35 |
| Plantain(unripe) | 1Kg | 180.39 | 6.74 | -19.95 |
| Vegetable oil: 1 bottle,specify bottle | 1Ltr | 522.22 | 1.56 | -5.62 |
| Wheat flour: prepacked (golden penny 2kg) | 2Kg | 567.5 | -5.42 | -0.44 |

Selected Food Price Watch - December 2017

Taraba State



 Tomato


| | |
|---|---|
|  |  |
| UNIT OF MEASUREMENT | NOVEMBER 2017 |
| 1KG | N231.87 |



 Beans brown, sold loose


| | |
|---|---|
|  |  |
| UNIT OF MEASUREMENT | NOVEMBER 2017 |
| 1KG | N280.32 |



 Rice Local sold Loose


| | |
|---|---|
|  |  |
| UNIT OF MEASUREMENT | NOVEMBER 2017 |
| 1KG | N220.57 |

 Bread sliced 500g


| | |
|---|---|
|  |  |
| UNIT OF MEASUREMENT | NOVEMBER 2017 |
| 1 loaf | N310.00 |



 Yam Tuber

| | |
|---|---|
|  |  |
| UNIT OF MEASUREMENT | NOVEMBER 2017 |
| 1KG | N221.77 |


 Palm oil: 1 bottle


| | |
|---|---|
|  |  |
| UNIT OF MEASUREMENT | NOVEMBER 2017 |
| 1Ltr | N457.26 |



 Beef, boneless


| | |
|---|---|
|  |  |
| UNIT OF MEASUREMENT | NOVEMBER 2017 |
| 1KG | N1381.80 |



 Onion bulb

| | |
|---|---|
|  |  |
| UNIT OF MEASUREMENT | NOVEMBER 2017 |
| 1KG | N238.27 |

 Garri white, sold Loose

| | |
|---|---|
|  |  |
| UNIT OF MEASUREMENT | NOVEMBER 2017 |
| 1KG | N276.23 |

 Wheat flour: prepacked (golden penny) 2kg

| | |
|---|---|
|  |  |
| UNIT OF MEASUREMENT | NOVEMBER 2017 |
| 2KG | N675.00 |

Selected Food Price Watch - December 2017

Taraba State



| ItemLabels | Unit of Measurement | Dec-17 | YoY% | MoM% |
|---|---------------------|---------|--------|-------|
| Agric eggs medium size | 1 Dozen | 499.47 | 63.43 | 0.04 |
| Agric eggs(medium size price of one) | 1 Piece | 42.63 | 24.78 | 1.26 |
| Beans brown,sold loose | 1Kg | 280.32 | -26.74 | -2.93 |
| Beans:white black eye. sold loose | 1Kg | 340.61 | 72.15 | -0.39 |
| Beef Bone in | 1Kg | 1084.27 | 40.85 | -0.07 |
| Beef,boneless | 1Kg | 1381.8 | 46.73 | -0.02 |
| Bread sliced 500g | 1 loaf | 310 | 10.71 | 0 |
| Bread unsliced 500g | 1 loaf | 277.27 | 3.33 | -1.03 |
| Broken Rice (Ofada) | 1Kg | 435 | 60.99 | 0.64 |
| Chicken Feet | 1Kg | 360.55 | 79.79 | -0.06 |
| Chicken Wings | 1Kg | 561 | 14.41 | -0.17 |
| Evaporated tinned milk carnation 170g | 1 unit | 182 | 40 | -0.55 |
| Evaporated tinned milk(peak), 170g | 1 unit | 191.5 | 27.67 | -0.22 |
| Frozen chicken | 1Kg | 1248 | 4 | -0.09 |
| Gari white,sold loose | 1Kg | 276.23 | 66.63 | -0.76 |
| Gari yellow,sold loose | 1Kg | 274.82 | 76.49 | -3.69 |
| Mudfish (aro) fresh | 1Kg | 940.81 | 20.65 | -1.33 |
| Mudfish : dried | 1Kg | 2357.14 | 81.66 | -0.34 |
| Onion bulb | 1Kg | 238.27 | -26.77 | -4.35 |
| Rice agric sold loose | 1Kg | 301.48 | 0.41 | -0.13 |
| Rice local sold loose | 1Kg | 220.57 | -15.61 | -3.91 |
| Rice Medium Grained | 1Kg | 250 | -10.85 | -0.33 |
| Rice,imported high quality sold loose | 1Kg | 334.2 | 2.08 | -3.09 |
| Tomato | 1Kg | 231.87 | 32.5 | -4.42 |
| Yam tuber | 1Kg | 221.77 | 85.18 | -1.5 |
| Dried Fish Sardine | 1Kg | 1525 | 13.03 | -1.61 |
| Iced Sardine | 1Kg | 754.46 | -0.5 | -0.73 |
| Irish potato | 1Kg | 211.05 | 3.77 | 5.37 |
| Sweet potato | 1Kg | 75.49 | -22.3 | -8.16 |
| Tilapia fish (epiya) fresh | 1Kg | 750.79 | -4.56 | -0.26 |
| Titus:frozen | 1Kg | 850 | 13.33 | -0.83 |
| Catfish (obokun) fresh | 1Kg | 957.14 | -14.74 | -0.99 |
| Catfish :dried | 1Kg | 1874.96 | 2.34 | -4.66 |
| Catfish Smoked | 1Kg | 2312.5 | 5.08 | 1.45 |
| Mackerel : frozen | 1Kg | 900 | 8.35 | -2.79 |
| Groundnut oil: 1 bottle, specify bottle | 1Ltr | 514.04 | 6.89 | -0.78 |
| Maize grain white sold loose | 1Kg | 134.75 | 12.29 | -3.74 |
| Maize grain yellow sold loose | 1Kg | 140.52 | 28.35 | -0.75 |
| Palm oil: 1 bottle,specify bottle | 1Ltr | 457.26 | 6.67 | -1.69 |
| Plantain(ripe) | 1Kg | 217.78 | 21.88 | -3.49 |
| Plantain(unripe) | 1Kg | 246.67 | 9.02 | -2.94 |
| Vegetable oil:1 bottle,specify bottle | 1Ltr | 605.19 | 6.69 | -0.3 |
| Wheat flour: prepacked (golden penny 2kg) | 2Kg | 675 | 3.85 | -0.18 |

Selected Food Price Watch - December 2017

Yobe State



 Tomato


| | |
|---|---|
|  |  |
| UNIT OF MEASUREMENT | NOVEMBER 2017 |
| 1KG | N308.98 |



 Beans brown, sold loose


| | |
|---|---|
|  |  |
| UNIT OF MEASUREMENT | NOVEMBER 2017 |
| 1KG | N304.83 |



 Rice Local sold Loose


| | |
|---|---|
|  |  |
| UNIT OF MEASUREMENT | NOVEMBER 2017 |
| 1KG | N203.22 |



 Bread sliced 500g


| | |
|---|---|
|  |  |
| UNIT OF MEASUREMENT | NOVEMBER 2017 |
| 1 loaf | N300.00 |


 Yam Tuber


| | |
|---|---|
|  |  |
| UNIT OF MEASUREMENT | NOVEMBER 2017 |
| 1KG | N224.93 |



 Palm oil: 1 bottle


| | |
|---|---|
|  |  |
| UNIT OF MEASUREMENT | NOVEMBER 2017 |
| 1Ltr | N469.50 |


 Beef, boneless


| | |
|---|---|
|  |  |
| UNIT OF MEASUREMENT | NOVEMBER 2017 |
| 1KG | N1207.92 |



 Onion bulb

| | |
|---|---|
|  |  |
| UNIT OF MEASUREMENT | NOVEMBER 2017 |
| 1KG | N204.25 |

 Garri white, sold Loose

| | |
|---|---|
|  |  |
| UNIT OF MEASUREMENT | NOVEMBER 2017 |
| 1KG | N210.77 |

 Wheat flour: prepacked (golden penny) 2kg

| | |
|---|---|
|  |  |
| UNIT OF MEASUREMENT | NOVEMBER 2017 |
| 2KG | N620.00 |

Selected Food Price Watch - December 2017

Yobe State




| ItemLabels | Unit of Measurement | Dec-17 | YoY% | MoM% |
|---|---------------------|---------|--------|-------|
| Agric eggs medium size | 1 Dozen | 421.82 | 15.57 | 0.43 |
| Agric eggs(medium size price of one) | 1 Piece | 38.64 | -5.48 | 1.09 |
| Beans brown,sold loose | 1Kg | 304.83 | -19.88 | 0.22 |
| Beans:white black eye. sold loose | 1Kg | 292.26 | 13.02 | -3.27 |
| Beef Bone in | 1Kg | 1072.22 | 16.97 | 1.32 |
| Beef,boneless | 1Kg | 1207.92 | 28.34 | 0.01 |
| Bread sliced 500g | 1 loaf | 300 | 0 | 0 |
| Bread unsliced 500g | 1 loaf | 230.91 | -30.55 | -1.74 |
| Broken Rice (Ofada) | 1Kg | 352.5 | 16.87 | -3.95 |
| Chicken Feet | 1Kg | 326.55 | 13.1 | -3.09 |
| Chicken Wings | 1Kg | 580 | 26.25 | -0.27 |
| Evaporated tinned milk carnation 170g | 1 unit | 180 | 21.91 | 0 |
| Evaporated tinned milk(peak), 170g | 1 unit | 201.33 | 35.87 | 5.96 |
| Frozen chicken | 1Kg | 2600 | 30 | -1.89 |
| Gari white,sold loose | 1Kg | 210.77 | 8.77 | 0 |
| Gari yellow,sold loose | 1Kg | 269.17 | 28.56 | -1.07 |
| Mudfish (aro) fresh | 1Kg | 1101.5 | 31.34 | 0 |
| Mudfish : dried | 1Kg | 2459.09 | 53.69 | -1.64 |
| Onion bulb | 1Kg | 204.25 | -16.3 | -0.63 |
| Rice agric sold loose | 1Kg | 203.22 | -15.38 | -3.51 |
| Rice local sold loose | 1Kg | 179.87 | -15.64 | -1.89 |
| Rice Medium Grained | 1Kg | 292.64 | -6.36 | -2.17 |
| Rice,imported high quality sold loose | 1Kg | 342.11 | 5.09 | -0.9 |
| Tomato | 1Kg | 308.98 | 118.74 | 0.17 |
| Yam tuber | 1Kg | 224.93 | 65.1 | -4.53 |
| Dried Fish Sardine | 1Kg | 1480 | -1.54 | -0.15 |
| Iced Sardine | 1Kg | 860 | 2.27 | -1.15 |
| Irish potato | 1Kg | 201.67 | 4.6 | -0.07 |
| Sweet potato | 1Kg | 68.57 | -28.19 | -7.19 |
| Tilapia fish (epiya) fresh | 1Kg | 843.94 | -4.07 | -1.42 |
| Titus:frozen | 1Kg | 805.45 | 2 | -0.26 |
| Catfish (obokun) fresh | 1Kg | 875 | -5.84 | -0.56 |
| Catfish :dried | 1Kg | 1980.88 | -0.35 | -1.88 |
| Catfish Smoked | 1Kg | 2175 | 3.29 | -0.44 |
| Mackerel : frozen | 1Kg | 980 | -0.28 | -1.85 |
| Groundnut oil: 1 bottle, specify bottle | 1Ltr | 540 | -4.19 | -1.49 |
| Maize grain white sold loose | 1Kg | 142.05 | 22.64 | -5.44 |
| Maize grain yellow sold loose | 1Kg | 127.14 | 13.47 | -2.63 |
| Palm oil: 1 bottle,specify bottle | 1Ltr | 469.5 | 12.89 | -0.25 |
| Plantain(ripe) | 1Kg | 250 | 13.34 | -0.05 |
| Plantain(unripe) | 1Kg | 220 | 15.4 | -2.42 |
| Vegetable oil:1 bottle,specify bottle | 1Ltr | 560.83 | 12.17 | -0.8 |
| Wheat flour: prepacked (golden penny 2kg) | 2Kg | 620 | -0.82 | -0.1 |

Selected Food Price Watch - December 2017

Zamfara State



 Tomato


| | |
|---|---|
|  |  |
| UNIT OF MEASUREMENT | NOVEMBER 2017 |
| 1KG | N179.23 |



 Beans brown, sold loose


| | |
|---|---|
|  |  |
| UNIT OF MEASUREMENT | NOVEMBER 2017 |
| 1KG | N283.07 |



 Rice Local sold Loose


| | |
|---|---|
|  |  |
| UNIT OF MEASUREMENT | NOVEMBER 2017 |
| 1KG | N245.75 |

 Bread sliced 500g


| | |
|---|---|
|  |  |
| UNIT OF MEASUREMENT | NOVEMBER 2017 |
| 1 loaf | N290.91 |



 Yam Tuber

| | |
|---|---|
|  |  |
| UNIT OF MEASUREMENT | NOVEMBER 2017 |
| 1KG | N235.17 |

 Palm oil: 1 bottle


| | |
|---|---|
|  |  |
| UNIT OF MEASUREMENT | NOVEMBER 2017 |
| 1Ltr | N482.22 |



 Beef, boneless


| | |
|---|---|
|  |  |
| UNIT OF MEASUREMENT | NOVEMBER 2017 |
| 1KG | N1100.00 |



 Onion bulb

| | |
|---|---|
|  |  |
| UNIT OF MEASUREMENT | NOVEMBER 2017 |
| 1KG | N223.33 |

 Garri white, sold Loose

| | |
|---|---|
|  |  |
| UNIT OF MEASUREMENT | NOVEMBER 2017 |
| 1KG | N233.74 |

 Wheat flour: prepacked (golden penny) 2kg

| | |
|---|---|
|  |  |
| UNIT OF MEASUREMENT | NOVEMBER 2017 |
| 2KG | N585.71 |

Selected Food Price Watch - December 2017

Zamfara State



| ItemLabels | Unit of Measurement | Dec-17 | YoY% | MoM% |
|---|---------------------|---------|--------|--------|
| Agric eggs medium size | 1 Dozen | 461.67 | 0.65 | 15.2 |
| Agric eggs(medium size price of one) | 1 Piece | 39.58 | 5.66 | 16.22 |
| Beans brown,sold loose | 1Kg | 283.07 | -33.62 | -10.59 |
| Beans:white black eye. sold loose | 1Kg | 226.03 | -20.7 | -11.45 |
| Beef Bone in | 1Kg | 1200 | 67.44 | 4.35 |
| Beef,boneless | 1Kg | 1100 | 4.21 | -9.41 |
| Bread sliced 500g | 1 loaf | 290.91 | 17.34 | -12.25 |
| Bread unsliced 500g | 1 loaf | 317.86 | 46.48 | -7.27 |
| Broken Rice (Ofada) | 1Kg | 279.17 | -11.73 | -15.07 |
| Chicken Feet | 1Kg | 674.38 | 5.04 | -13.54 |
| Chicken Wings | 1Kg | 860.89 | 3.72 | 0.1 |
| Evaporated tinned milk carnation 170g | 1 unit | 146 | 17.74 | -11.52 |
| Evaporated tinned milk(peak), 170g | 1 unit | 175.83 | 16.56 | -5.27 |
| Frozen chicken | 1 unit | 1425 | 1.79 | 0.48 |
| Gari white,sold loose | 1Kg | 233.74 | 34.38 | 10.25 |
| Gari yellow,sold loose | 1Kg | 235.65 | -0.75 | -15.44 |
| Mudfish (aro) fresh | 1Kg | 1255.56 | 43.49 | 2.08 |
| Mudfish : dried | 1Kg | 1600 | 21.57 | 3.79 |
| Onion bulb | 1Kg | 223.33 | -23.85 | 43.37 |
| Rice agric sold loose | 1Kg | 258.33 | -12.21 | -8.84 |
| Rice local sold loose | 1Kg | 245.75 | 6.54 | -12.05 |
| Rice Medium Grained | 1Kg | 255.71 | 4.11 | -11.73 |
| Rice,imported high quality sold loose | 1Kg | 302.56 | -7.66 | -6.42 |
| Tomato | 1Kg | 179.23 | -18.65 | -29.77 |
| Yam tuber | 1Kg | 235.17 | -12.8 | -14.53 |
| Dried Fish Sardine | 1Kg | 1201.19 | -0.11 | 9.2 |
| Iced Sardine | 1Kg | 1000 | 41.84 | 11.11 |
| Irish potato | 1Kg | 153.84 | 7.33 | -0.87 |
| Sweet potato | 1Kg | 90.15 | -5.4 | -4.8 |
| Tilapia fish (epiya) fresh | 1Kg | 1018.18 | 24.42 | 3.17 |
| Titus:frozen | 1Kg | 1000 | 37.93 | 31.94 |
| Catfish (obokun) fresh | 1Kg | 1200 | 12.5 | 3.45 |
| Catfish :dried | 1Kg | 1500 | -16.19 | -18.48 |
| Catfish Smoked | 1Kg | 2188.54 | 0.67 | 4.22 |
| Mackerel : frozen | 1Kg | 1060 | 32.3 | 6.53 |
| Groundnut oil: 1 bottle, specify bottle | 1Ltr | 501.33 | -11.05 | 2.31 |
| Maize grain white sold loose | 1Kg | 198.1 | 71.03 | 23.64 |
| Maize grain yellow sold loose | 1Kg | 200 | 78.49 | 66.02 |
| Palm oil: 1 bottle,specify bottle | 1Ltr | 482.22 | 15.95 | -4.37 |
| Plantain(ripe) | 1Kg | 236.23 | 7.09 | -3.76 |
| Plantain(unripe) | 1Kg | 198.78 | 4.27 | -11.17 |
| Vegetable oil:1 bottle,specify bottle | 1Ltr | 512.22 | 2.44 | 1.78 |
| Wheat flour: prepacked (golden penny 2kg) | 2Kg | 585.71 | -6.3 | -6.44 |

AVERAGE PRICES REPORTEDLY PAID BY HOUSEHOLDS ACROSS VARIOUS RURAL AND URBAN MARKETS AND INFORMAL ARRANGEMENTS NGN

| Item/Labels | Unit of Measurement | Year on Year % | | | | | | | | | | | | Month on Month % | | | | | | | | | | | | Highest Price and State | Lowest Price and State | | |
|---------------------------------------|---------------------|----------------|---------|---------|---------|---------|---------|---------|---------|---------|---------|---------|---------|------------------|---------|---------|---------|---------|---------|---------|---------|---------|---------|---------|---------|-------------------------|------------------------|-------------------------------|-----------------------------|
| | | Jan-16 | Feb-16 | Mar-16 | Apr-16 | May-16 | Jun-16 | Jul-16 | Aug-16 | Sep-16 | Oct-16 | Nov-16 | Dec-16 | Jan-17 | Feb-17 | Mar-17 | Apr-17 | May-17 | Jun-17 | Jul-17 | Aug-17 | Sep-17 | Oct-17 | Nov-17 | Dec-17 | | | (December 2016-December 2017) | December 2017-November 2017 |
| Agric eggs medium size | 1 Dozen | 328.84 | 338.80 | 350.92 | 367.75 | 370.01 | 380.03 | 374.55 | 378.73 | 435.20 | 472.77 | 430.73 | 439.87 | 512.99 | 520.16 | 507.69 | 518.66 | 522.71 | 514.66 | 498.50 | 485.19 | 487.51 | 472.85 | 463.11 | 494.43 | 7.0 | 6.76 | Rivers (614.29) | Abuja (408.57) |
| Agric egg (medium size price of one) | 1 Piece | 29.75 | 30.00 | 31.20 | 35.90 | 33.98 | 34.20 | 33.79 | 33.99 | 37.20 | 42.03 | 39.05 | 39.40 | 47.42 | 42.90 | 43.93 | 46.22 | 45.73 | 45.28 | 44.32 | 42.92 | 45.72 | 42.06 | 40.82 | 41.32 | 4.8 | 1.24 | Anambra (47.22) | Kano (36.11) |
| Beans brown/medium loose | 1Kg | 236.81 | 238.02 | 240.91 | 263.57 | 256.41 | 276.59 | 288.32 | 293.56 | 305.29 | 345.48 | 357.26 | 347.60 | 353.60 | 337.11 | 353.28 | 357.19 | 365.86 | 374.26 | 362.35 | 370.25 | 404.84 | 382.58 | 369.78 | 397.99 | 4.13 | -2.11 | Abiyo (532.38) | Katsina (224.14) |
| Beans white/black eye/ sold loose | 1Kg | 206.05 | 208.36 | 217.64 | 229.32 | 228.20 | 256.69 | 260.73 | 260.91 | 282.70 | 295.85 | 299.89 | 296.98 | 305.53 | 309.85 | 318.45 | 324.04 | 332.28 | 339.64 | 343.96 | 335.71 | 358.13 | 342.05 | 337.07 | 314.93 | 6.04 | -6.58 | Nwra Room (430.00) | Katsina (214.61) |
| Beef Bone in | 1Kg | 811.24 | 796.98 | 826.96 | 884.99 | 865.16 | 851.81 | 884.06 | 910.41 | 953.91 | 978.61 | 965.59 | 948.07 | 1001.24 | 995.45 | 1010.29 | 1035.45 | 1123.65 | 1129.02 | 1128.94 | 1151.38 | 1078.49 | 1081.30 | 1065.59 | 1067.73 | 12.62 | 0.20 | Lagos (819.46) | Cyo (819.46) |
| Beef Boneless | 1Kg | 977.34 | 1036.41 | 1022.51 | 1047.31 | 1031.23 | 1055.21 | 1060.67 | 1145.29 | 1218.62 | 1153.03 | 1162.42 | 1249.48 | 1270.87 | 1281.71 | 1323.13 | 1378.91 | 1393.42 | 1376.91 | 1376.65 | 1324.93 | 1312.73 | 1286.86 | 1236.44 | 1307.99 | 6.37 | -3.92 | Ekiti (1442.86) | Oyo (691.00) |
| Bread sliced 500g | 1 loaf | 225.40 | 240.18 | 259.29 | 249.73 | 248.67 | 276.97 | 306.35 | 265.22 | 293.43 | 305.27 | 305.72 | 296.05 | 302.87 | 299.75 | 297.51 | 296.63 | 307.70 | 320.58 | 314.47 | 304.20 | 310.62 | 305.88 | 298.96 | 298.73 | -2.03 | -2.98 | Edo (1166.57) | Cyo (519.88) |
| Bread unsliced 500g | 1 loaf | 208.65 | 276.65 | 225.97 | 222.26 | 225.51 | 275.38 | 299.90 | 245.20 | 274.57 | 264.29 | 298.06 | 272.97 | 270.25 | 264.86 | 262.33 | 277.69 | 282.26 | 286.78 | 285.55 | 258.70 | 286.33 | 280.34 | 274.32 | 186.15 | -1.74 | -2.22 | Bayelsa (405.38) | Katsina (200.71) |
| Broken Rice (Osada) | 1Kg | 263.25 | 277.30 | 289.41 | 302.81 | 309.38 | 337.73 | 338.69 | 335.09 | 342.86 | 353.59 | 360.95 | 375.65 | 377.41 | 392.04 | 421.54 | 425.53 | 460.10 | 472.29 | 473.40 | 415.34 | 431.59 | 416.18 | 417.24 | 319.88 | -14.85 | -23.24 | Oyo (770.27) | kebbi (214.67) |
| Chicken Feet | 1Kg | 595.48 | 610.78 | 648.57 | 651.19 | 654.37 | 655.43 | 669.60 | 680.88 | 733.23 | 735.78 | 703.38 | 713.11 | 765.28 | 765.42 | 907.51 | 768.11 | 819.59 | 837.79 | 832.66 | 834.74 | 817.19 | 800.10 | 790.91 | 1155.99 | 62.11 | 46.16 | Lagos (1141.67) | Yobe (325.55) |
| Chicken Wings | 1Kg | 883.73 | 821.23 | 695.50 | 727.31 | 774.25 | 770.29 | 764.76 | 765.61 | 830.05 | 868.80 | 831.38 | 856.66 | 919.09 | 963.46 | 980.88 | 886.58 | 925.55 | 952.18 | 958.05 | 946.93 | 979.32 | 960.71 | 953.60 | 950.58 | 10.96 | -0.32 | Lagos (1150.00) | kebbi (500.00) |
| Evaporated thick milk/ canmltn 170g | 1 unit | 119.42 | 120.46 | 122.79 | 127.63 | 129.54 | 124.47 | 128.91 | 125.27 | 131.91 | 136.80 | 139.60 | 134.51 | 136.29 | 140.53 | 143.56 | 151.47 | 157.95 | 162.80 | 162.72 | 158.85 | 174.36 | 170.60 | 169.44 | 138.13 | 18.74 | -5.73 | Ekiti (201.54) | Lagos (145.00) |
| Evaporated thin milk (peak), 170g | 1 unit | 137.62 | 137.68 | 139.16 | 140.93 | 143.63 | 141.21 | 141.65 | 142.39 | 148.57 | 154.47 | 149.45 | 151.32 | 157.75 | 166.14 | 177.05 | 197.15 | 198.42 | 194.67 | 195.94 | 190.53 | 206.00 | 206.00 | 195.74 | 131.44 | 26.51 | -2.34 | Osun (215.38) | Lagos (170.00) |
| Frozen chicken | 1 unit | 1149.33 | 1209.98 | 1176.47 | 1327.23 | 1231.71 | 1236.64 | 1257.81 | 1338.91 | 1344.31 | 1336.68 | 1282.77 | 1428.95 | 1555.51 | 1606.63 | 1605.97 | 1645.29 | 1623.84 | 1529.25 | 1570.24 | 1571.48 | 1571.48 | 1571.48 | 1571.48 | 1571.48 | 21.90 | 8.73 | Yobe (2600.00) | Sokoto (1100.00) |
| Gari white/sold loose | 1Kg | 132.46 | 135.46 | 144.04 | 163.34 | 176.72 | 181.07 | 187.74 | 191.50 | 191.79 | 191.02 | 215.23 | 217.71 | 219.56 | 260.94 | 273.67 | 288.45 | 292.97 | 315.81 | 317.10 | 310.15 | 301.98 | 268.10 | 251.91 | 199.68 | -8.28 | -20.73 | Kogi (377.24) | Buni (120.48) |
| Gari yellow/sold loose | 1Kg | 156.41 | 157.40 | 166.40 | 186.73 | 202.32 | 200.70 | 211.88 | 216.46 | 230.36 | 225.63 | 233.63 | 235.81 | 255.83 | 250.45 | 302.05 | 320.92 | 326.83 | 354.55 | 350.46 | 345.82 | 335.94 | 305.02 | 289.19 | 219.75 | -6.81 | -24.00 | Kogi (377.24) | Buni (120.48) |
| Mudfish (air) fresh | 1Kg | 793.21 | 839.33 | 823.63 | 809.43 | 860.15 | 859.50 | 864.09 | 890.04 | 896.95 | 944.06 | 923.05 | 956.26 | 994.37 | 998.71 | 1079.16 | 1008.95 | 1047.28 | 1071.13 | 1080.33 | 998.57 | 1069.92 | 1074.73 | 1081.67 | 1060.02 | 10.85 | -2.00 | Plateau (1634.32) | Bauchi (600.59) |
| Mudfish - dried | 1Kg | 1332.64 | 1372.69 | 1383.18 | 1448.41 | 1490.34 | 1538.46 | 1511.28 | 1538.86 | 1587.50 | 1645.84 | 1599.72 | 1728.79 | 1812.03 | 1955.10 | 2084.81 | 2319.91 | 2388.05 | 2416.28 | 2395.79 | 2161.70 | 2204.04 | 2190.22 | 2144.20 | 1621.42 | -6.10 | -24.38 | Abuja (3550.00) | Jigawa (1266.67) |
| Onion bulb | 1Kg | 202.41 | 195.28 | 190.80 | 189.11 | 188.51 | 207.67 | 197.76 | 202.42 | 234.03 | 250.55 | 259.62 | 255.72 | 258.93 | 241.44 | 246.95 | 205.60 | 203.56 | 214.79 | 213.14 | 236.66 | 238.29 | 217.58 | 228.46 | 311.09 | 21.65 | 26.17 | Ogun (442.42) | Adamawa (126.67) |
| Rice agric sold loose | 1Kg | 202.67 | 213.32 | 227.22 | 250.19 | 271.09 | 288.06 | 289.60 | 313.19 | 304.32 | 314.98 | 332.30 | 338.92 | 324.01 | 355.41 | 360.89 | 324.76 | 347.73 | 352.09 | 354.08 | 349.64 | 351.09 | 325.93 | 378.84 | 317.46 | -6.33 | 0.74 | Rivers (420.61) | Jigawa (136.43) |
| Rice local sold loose | 1Kg | 163.28 | 172.74 | 200.43 | 217.94 | 235.01 | 258.67 | 268.27 | 289.30 | 284.50 | 281.67 | 298.68 | 298.75 | 286.19 | 306.29 | 308.87 | 299.30 | 323.82 | 325.51 | 323.25 | 320.19 | 316.40 | 292.90 | 279.89 | 278.94 | -6.63 | -0.62 | Ogun (394.18) | Yobe (175.87) |
| Rice Medium Grained | 1Kg | 200.01 | 201.72 | 214.90 | 236.69 | 248.80 | 267.91 | 271.05 | 297.65 | 298.27 | 298.14 | 323.66 | 325.41 | 312.08 | 352.69 | 377.99 | 332.81 | 350.36 | 348.23 | 344.40 | 313.45 | 339.47 | 320.64 | 308.87 | 304.90 | -6.30 | 1.60 | Rivers (443.26) | Gombe (294.44) |
| Rice imported high quality sold loose | 1Kg | 239.08 | 244.25 | 270.14 | 298.86 | 316.83 | 336.56 | 336.07 | 370.30 | 365.21 | 388.79 | 410.53 | 410.55 | 402.01 | 410.58 | 418.71 | 388.46 | 410.55 | 415.84 | 409.20 | 384.35 | 398.01 | 368.90 | 360.83 | 371.21 | -9.58 | 2.68 | Abiyo (440.00) | kebbi (291.33) |
| Tomato | 1Kg | 223.50 | 209.16 | 207.24 | 247.76 | 390.66 | 341.73 | 340.79 | 274.36 | 283.23 | 279.34 | 264.95 | 266.82 | 247.55 | 236.62 | 268.64 | 285.72 | 339.72 | 375.00 | 394.13 | 431.30 | 322.39 | 291.53 | 268.39 | 276.18 | 3.51 | -3.56 | Lagos (415.00) | Jigawa (179.30) |
| Yam tuber | 1Kg | 147.71 | 149.77 | 156.59 | 175.72 | 182.63 | 219.86 | 207.63 | 199.62 | 201.72 | 202.89 | 209.50 | 219.69 | 210.58 | 215.55 | 255.86 | 250.30 | 279.15 | 292.06 | 294.12 | 343.39 | 259.51 | 223.63 | 212.27 | 211.61 | -3.67 | -0.31 | Bayelsa (307.22) | Bauchi (147.37) |
| Catfish (obokun) fresh | 1Kg | 865.38 | 882.06 | 866.87 | 870.17 | 885.36 | 890.99 | 919.33 | 932.32 | 928.10 | 940.89 | 919.11 | 926.31 | 959.11 | 935.51 | 958.67 | 972.73 | 991.64 | 989.49 | 968.76 | 972.69 | 947.60 | 967.00 | 998.79 | 1077.83 | 16.36 | 11.26 | Lagos (1400.65) | Ondo (687.64) |
| Catfish dried | 1Kg | 1860.55 | 1870.42 | 1907.33 | 1889.63 | 1900.87 | 1894.83 | 1903.81 | 1860.63 | 1871.75 | 1870.27 | 1894.61 | 1871.64 | 1879.96 | 1915.68 | 1902.15 | 1927.97 | 1919.64 | 1916.19 | 1915.25 | 1904.67 | 1878.46 | 1914.45 | 1903.73 | 1545.76 | -17.44 | -18.83 | Enugu (2422.84) | Sokoto (1120.00) |
| Catfish Smoked | 1Kg | 1613.58 | 1604.21 | 1619.61 | 1656.84 | 1687.38 | 1685.91 | 1664.21 | 1697.21 | 1735.79 | 1732.28 | 1721.55 | 1717.13 | 1723.47 | 1718.69 | 1725.51 | 1710.33 | 1745.79 | 1728.60 | 1726.82 | 1700.55 | 1674.20 | 1658.59 | 1649.26 | 1588.86 | -7.47 | -3.66 | Taraba (2312.50) | Oyo (924.24) |
| Dried Fish Sardine | 1Kg | 1459.93 | 1454.11 | 1480.13 | 1476.28 | 1461.54 | 1468.37 | 1469.81 | 1479.14 | 1477.10 | 1486.08 | 1489.89 | 1492.19 | 1497.82 | 1506.78 | 1506.94 | 1498.36 | 1513.23 | 1515.74 | 1522.75 | 1512.56 | 1462.85 | 1456.77 | 1440.47 | 1293.82 | -13.29 | -10.18 | Abuja (2000.78) | Kogi (1000.00) |
| Iced Sardine | 1Kg | 725.54 | 727.38 | 731.55 | 734.32 | 726.83 | 737.29 | 746.63 | 748.44 | 760.90 | 759.11 | 765.50 | 761.52 | 792.18 | 795.27 | 798.07 | 800.77 | 805.21 | 817.62 | 823.34 | 820.29 | 795.64 | 822.39 | 813.77 | 1158.84 | 52.17 | 42.40 | Abuja (1119.42) | Jigawa (566.67) |
| Irish potato | 1Kg | 188.53 | 192.44 | 188.02 | 189.80 | 192.00 | 196.30 | 197.54 | 197.96 | 198.68 | 201.30 | 199.97 | 202.67 | 203.35 | 205.35 | 206.43 | 208.59 | 209.88 | 210.37 | 210.18 | 210.22 | 205.24 | 196.93 | 193.65 | 210.88 | 4.05 | 8.90 | Ogun (433.33) | Bauchi (141.77) |
| Mackerel - frozen | 1Kg | 754.79 | 767.64 | 773.40 | 786.68 | 796.58 | 803.62 | 825.51 | 818.98 | 820.90 | 842.74 | 1054.99 | 853.80 | 899.58 | 885.13 | 884.15 | 886.65 | 900.73 | 916.55 | 910.57 | 921.17 | 894.52 | 906.94 | 902.02 | 919.82 | 7.73 | 1.97 | Ondo (1118.55) | Osun (633.35) |
| Sweet potato | 1Kg | 108.45 | 109.98 | 110.12 | 112.05 | 112.04 | 110.81 | 112.94 | 112.16 | 113.06 | 113.28 | 113.60 | 113.76 | 113.69 | 114.35 | 115.38 | 115.83 | 116.13 | 116.78 | 117.27 | 117.09 | 113.37 | 103.46 | 102.05 | 136.11 | 19.65 | 33.37 | Plateau (169.70) | Jigawa (61.65) |
| Tripla fish (epnya) fresh | 1Kg | 779.03 | 784.86 | 785.88 | 787.46 | 787.85 | 794.58 | 796.24 | 799.18 | 806.59 | 813.02 | 816.16 | 817.03 | 817.09 | 825.35 | 834.26 | 837.09 | 845.91 | 848.41 | 853.18 | 852.93 | 839.49 | 845.10 | 847.66 | 1007.40 | 23.30 | 18.84 | Lagos (1145.45) | kebbi (598.16) |
| Titas/frozen | 1Kg | 702.63 | 705.57 | 712.19 | 715.86 | 716.10 | 715.89 | 722.86 | 722.69 | 732.78 | 736.95 | 740.11 | 747.87 | 759.01 | 764.62 | 774.89 | 778.15 | 785.37 | 794.64 | 795.82 | 797.77 | 785.57 | 828.93 | 844.59 | 1015.57 | 35.79 | | | |

Methodology

Field work is done solely by over 700 NBS Staff in all States of the federation supported by supervisors who are monitored by internal and external observers.

Fuel Prices are collected across all the 774 local governments across all States and the FCT from over 10,000 respondents and locations and reflect actual prices households state they actually bought those fuels together with the prices reportedly sold by the fuel suppliers.

The average of all these prices is then reported for each state and the average for the country is the average for the state.

NBS audit team subsequently conducts randomly selected verification of prices recorded.

Acknowledgements/Contacts

Acknowledgements

We acknowledge our technical partners, Proshare in the design, concept and production of this publication.





Contact Us

 @nigerianstat

 NBSNigeria

 www.nigerianstat.gov.ng

 **Head Office Address**
Plot 762, Independence Avenue, Central
Business District, FCT, Abuja Nigeria.

 +234 803 386 5388

 feedback@nigerianstat.gov.ng



NATIONAL BUREAU OF STATISTICS

Transport Fare Watch

(DECEMBER 2017)

Report Date: January 2018

Data Source: National Bureau of Statistics (NBS)

Contents

| | |
|--|----|
| Executive Summary | 1 |
| Average Transport Fare Across States | |
| -States Bus Journey Within City, Per Drop Constant Route..... | 2 |
| -States Bus Journey Intercity, State Route, Charge per person..... | 3 |
| -Air Fare Charge for Specified Routes Single Journey..... | 4 |
| -Journey by Motorcycle (Okada) Per Drop | 5 |
| -Waterway Passenger Transport..... | 6 |
| Average Transport Fare by Categories - All States | |
| Abia..... | 7 |
| Abuja..... | 8 |
| Adamawa..... | 9 |
| Akwa Ibom..... | 10 |
| Anambra..... | 11 |
| Bauchi..... | 12 |
| Bayelsa..... | 13 |
| Benue..... | 14 |
| Borno..... | 15 |
| Cross River..... | 16 |
| Delta..... | 17 |
| Ebonyi..... | 18 |
| Edo..... | 19 |
| Ekiti..... | 20 |
| Enugu..... | 21 |
| Gombe..... | 22 |
| Imo..... | 23 |
| Jigawa..... | 24 |
| Kaduna..... | 25 |
| Kano..... | 26 |
| Katsina..... | 27 |
| Kebbi..... | 28 |
| Kogi..... | 29 |
| Kwara..... | 30 |
| Lagos..... | 31 |
| Nassarawa..... | 32 |
| Niger..... | 33 |
| Ogun..... | 34 |
| Ondo..... | 35 |
| Osun..... | 36 |
| Oyo..... | 37 |
| Plateau..... | 38 |
| Rivers..... | 39 |
| Sokoto..... | 40 |
| Taraba..... | 41 |
| Yobe..... | 42 |
| Zamfara..... | 43 |
| Methodology | 44 |
| Acknowledgment and Contact | 45 |

Executive Summary

The Transport fare watch report for December 2017 covers the following categories namely bus journey within the city per drop constant route ; bus journey intercity, state route, charge per person; air fare charge for specified routes single journey; journey by motorcycle (Okada) per drop; and water way passenger transport.

Average fare paid by commuters for bus journey within the city increased by 23.99% month-on-month and 14.78% year-on-year to N171.34 in December 2017 from N138.19 in November 2017. States with highest bus journey fare within city in December 2017 were Abuja FCT (N375.63), Cross River (N242.73) and Jigawa (N250.00) while States with lowest bus journey fare within city in December 2017 were Bauchi (N80.00), Anambra (N102.21) and Borno (N105.71).

Average fare paid by commuters for bus journey intercity increased by 14.04% month-on-month and 5.22% year-on-year to N1,716.26 in December 2017 from N1,505.00 in November 2017. States with highest bus journey fare intercity in December 2017 were Abuja FCT (N5019.00), Adamawa (N3,242.86) and Benue (N2,803.85) while States with lowest bus journey fare within city in December 2017 were Yobe (N1,000.00), Enugu (N1,063.35) and Kano (N843.75).

Average fare paid by air passengers for specified routes single journey increased by 2.75% month-on-month and 8.58% year-on-year to N33,386.09 in December 2017 from N32,492.56 in November 2017. States with highest air fare in December 2017 were Abuja FCT (N49,500.00), Edo (N41,000.00) and Jigawa (N40,000.00) while States with lowest air fare in December 2017 were Kogi (N25,000.00), Katsina (N26,000.00) and Nasarawa (N27,000.00).

Average fare paid by commuters for journey by motorcycle per drop increased by 15.93% month-on-month and 2.20% year-on-year to N112.19 in December 2017 from N96.77 in November 2017. States with highest journey fare by motorcycle per drop in December 2017 were Ondo (N197.67), Rivers (N194.29) and Bayelsa (N190.00) while states with lowest journey fare by motorcycle per drop in December 2017 were Ekiti (N56.15), Bauchi (N60.00) and Niger (N55.45).

Average fare paid by passengers for water way passenger transport increased by 6.05% month-on-month and -7.00% year-on-year to N631.55 in December 2017 from N595.51 in November 2017. States with highest fare by water way passenger transport in December 2017 were Bayelsa (N2,182.22), Rivers (N2050.00) and Cross Rivers (N1,833.33) while states with lowest fare by water way passenger transport in December 2017 were Kebbi (N250.00), Gombe (N178.48) and Borno (N150.00).

Average Transport Fare Across States -Bus Journey Within City , Per Drop Constant Route



YoY = 14.78%


N149.28

December 2016 Average



AVERAGE

N171.34



MoM = 23.99%

N138.19

November 2017 Average

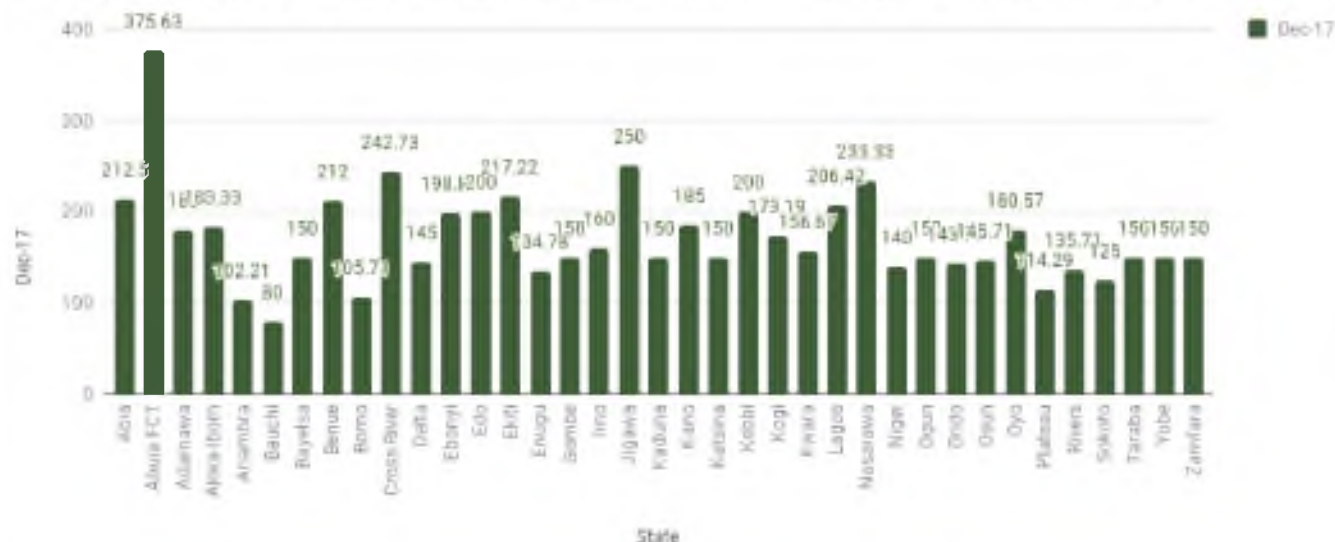
STATES WITH THE HIGHEST AVERAGE PRICES IN DECEMBER 2017

| | Dec-17 | YoY % | MoM % |
|--------------------|----------------|--------------|--------------|
| ABUJA FCT | N375.63 | 25.21 | 3.62 |
| JIGAWA | N250.00 | -4.76 | 25.00 |
| CROSS RIVER | N242.73 | -4.34 | 13.27 |

STATES WITH THE LOWEST AVERAGE PRICES IN DECEMBER 2017

| | Dec-17 | YoY % | MoM % |
|----------------|----------------|---------------|--------------|
| BORNO | N105.71 | 24.37 | 39.60 |
| ANAMBRA | N102.21 | -18.59 | 22.66 |
| BAUCHI | N80.00 | -5.88 | 0.00 |

Average Transport Fare Across States -Bus Journey Within City , Per Drop Constant Route



Average Transport Fare Across States

-Bus Journey Intercity, State Route, Charge Per Person



YoY = 5.22%

N1631.14

December 2016 Average



AVERAGE

N1716.26



MoM = 14.04%

N1505

November 2017 Average

STATES WITH THE HIGHEST AVERAGE PRICES IN DECEMBER 2017

| | Dec-17 | YoY % | MoM % |
|------------------|-----------------|--------------|--------------|
| ABUJA FCT | N5019.23 | -5.89 | 11.54 |
| ADAMAWA | N3242.86 | -7.35 | 10.01 |
| BENUE | N2803.85 | 27.45 | 16.34 |

STATES WITH THE LOWEST AVERAGE PRICES IN DECEMBER 2017

| | Dec-17 | YoY % | MoM % |
|--------------|-----------------|---------------|--------------|
| ENUGU | N1063.35 | -25.25 | 12.26 |
| YOBE | N1000.00 | -31.03 | 0.00 |
| KANO | N843.75 | -4.70 | 6.07 |

Average Transport Fare Across States -Bus Journey Intercity, State Route, Charge Per Person



Average Transport Fare Across States -Air Fare Charge For Specified Routes Single Journey



YoY = 8.58%

N30,747.71

December 2016 Average



AVERAGE

N33,386.09



MoM = 2.75%

N32,492.56

November 2017 Average

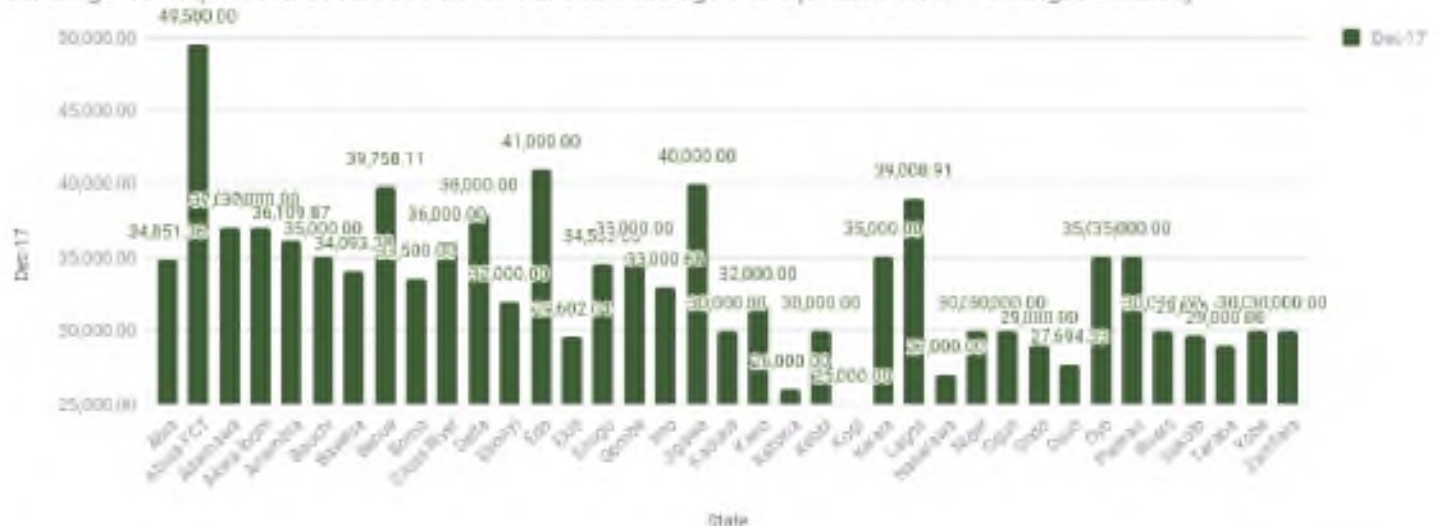
STATES WITH THE HIGHEST AVERAGE PRICES IN DECEMBER 2017

| | Dec-17 | YoY% | MoM% |
|-----------|-----------|-------|------|
| ABUJA FCT | N49500.00 | 41.43 | 1.02 |
| EDO | N41000.00 | 2.50 | 2.50 |
| JIGAWA | N40000.00 | 0.00 | 0.00 |

STATES WITH THE LOWEST AVERAGE PRICES IN DECEMBER 2017

| | Dec-17 | YoY% | MoM% |
|----------|-----------|-------|------|
| NASARAWA | N27000.00 | 0.00 | 0.00 |
| KATSINA | N26000.00 | 38.31 | 0.00 |
| KOGI | N25000.00 | 0.00 | 0.00 |

Average Transport Fare Across States -Air Fare Charge For Specified Routes Single Journey



Average Transport Fare Across States - Journey by Motorcycle (Okada) Per Drop



YoY = 2.20%

N109.77

December 2016 Average



AVERAGE

N112.19



MoM = 15.93%

N96.77

November 2017 Average

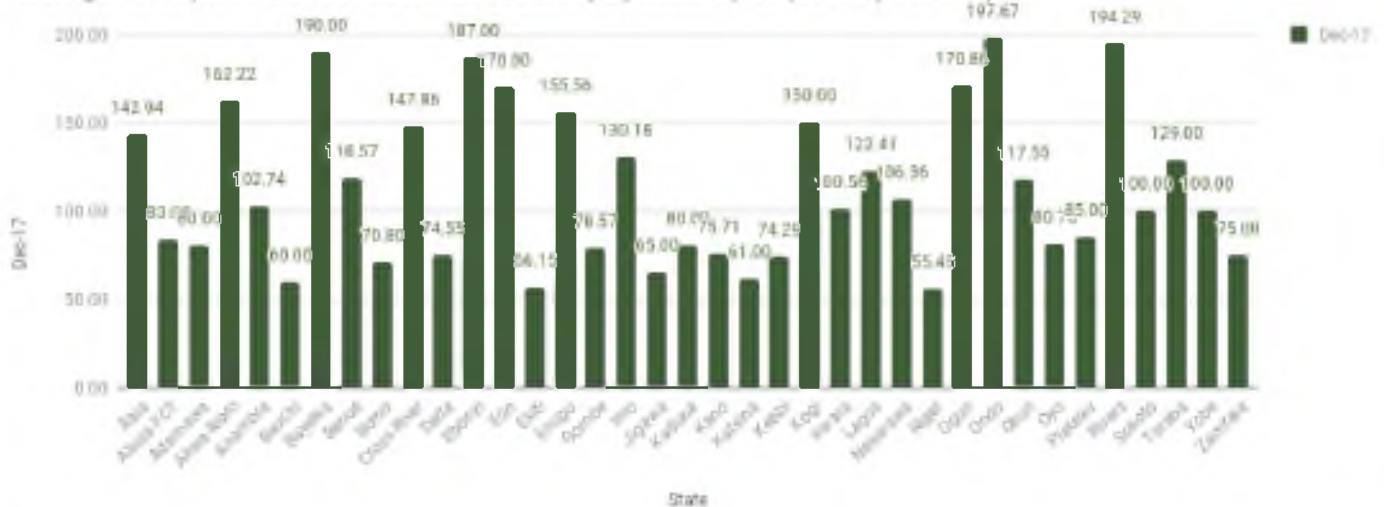
STATES WITH THE HIGHEST AVERAGE PRICES IN DECEMBER 2017

| | Dec-17 | YoY% | MoM% |
|---------|----------------|---------------|--------------|
| ONDO | N197.67 | 27.32 | 59.05 |
| RIVERS | N194.29 | -3.01 | 3.09 |
| BAYELSA | N190.00 | 153.33 | 21.60 |

STATES WITH THE LOWEST AVERAGE PRICES IN DECEMBER 2017

| | Dec-17 | YoY% | MoM% |
|--------|---------------|---------------|-------------|
| BAUCHI | N60.00 | -67.27 | 3.19 |
| EKITI | N56.15 | -14.10 | 7.97 |
| NIGER | N55.45 | -36.64 | 8.73 |

Average Transport Fare Across States - Journey by Motorcycle (Okada) Per Drop



Average Transport Fare Across States -Waterway Passenger Transport



YoY = -7.00%

N679.11

December 2016 Average



AVERAGE

N631.55



MoM = 6.05%

N595.51

November 2017 Average

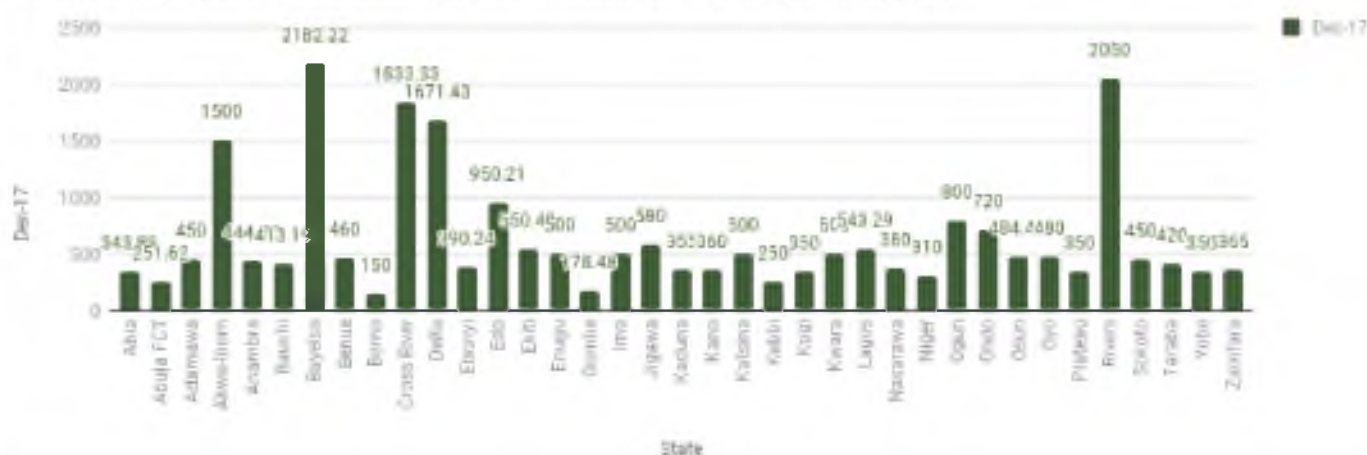
STATES WITH THE HIGHEST AVERAGE PRICES IN DECEMBER 2017

STATES WITH THE LOWEST AVERAGE PRICES IN DECEMBER 2017

| | Dec-17 | YoY% | MoM% |
|--------------|-----------------|---------------|--------------|
| BAYELSA | N2182.22 | 353.84 | 1.50 |
| RIVERS | N2050.00 | 1.23 | 17.14 |
| CROSS RIVERS | N1833.33 | -17.29 | 36.23 |

| | Dec-17 | YoY% | MoM% |
|-------|----------------|---------------|-------------|
| KEBBI | N250.00 | -16.67 | 5.61 |
| GOMBE | N178.48 | -10.87 | 2.88 |
| BORNO | N150.00 | 18.39 | 3.01 |

Average Transport Fare Across States -Waterway Passenger Transport



Average Transport Fare by Categories -Abia State



DECEMBER 2017



**BUS JOURNEY
WITHIN CITY,
PER DROP
CONSTANT ROUTE**

N212.50



**BUS JOURNEY
INTERCITY,
STATE ROUTE,
CHARGE PER PERSON**

N1556.82



**AIR FARE CHARGE
FOR SPECIFIED
ROUTES SINGLE
JOURNEY**

N34851.36



**JOURNEY BY
MOTORCYCLE
(OKADA)
PER DROP**

N142.94



**WATER TRANSPORT:
WATER WAY
PASSENGER
TRANSPORTATION**

N343.89

NOVEMBER 2017



**BUS JOURNEY
WITHIN CITY,
PER DROP
CONSTANT ROUTE**

N122.22



**BUS JOURNEY
INTERCITY,
STATE ROUTE,
CHARGE PER PERSON**

N1202.88



**AIR FARE CHARGE
FOR SPECIFIED
ROUTES SINGLE
JOURNEY**

N34700.00



**JOURNEY BY
MOTORCYCLE
(OKADA)
PER DROP**

N125.00



**WATER TRANSPORT:
WATER WAY
PASSENGER
TRANSPORTATION**

N329.20

YoY % & MoM %



**BUS JOURNEY
WITHIN CITY,
PER DROP
CONSTANT ROUTE**

YoY % = -38.58

MoM % = 73.86



**BUS JOURNEY
INTERCITY,
STATE ROUTE,
CHARGE PER PERSON**

YoY % = -59.62

MoM % = 29.42



**AIR FARE CHARGE
FOR SPECIFIED
ROUTES SINGLE
JOURNEY**

YoY % = -3.70

MoM % = 0.44



**JOURNEY BY
MOTORCYCLE
(OKADA)
PER DROP**

YoY % = 6.88

MoM % = 14.35



**WATER TRANSPORT:
WATER WAY
PASSENGER
TRANSPORTATION**

YoY % = 7.82

MoM % = 4.46



DECEMBER 2017



**BUS JOURNEY
WITHIN CITY,
PER DROP
CONSTANT ROUTE**

N375.63



**BUS JOURNEY
INTERCITY,
STATE ROUTE,
CHARGE PER PERSON**

N5019.23



**AIR FARE CHARGE
FOR SPECIFIED
ROUTES SINGLE
JOURNEY**

N49500.00



**JOURNEY BY
MOTORCYCLE
(OKADA)
PER DROP**

N83.08



**WATER TRANSPORT:
WATER WAY
PASSENGER
TRANSPORTATION**

N251.62

NOVEMBER 2017



**BUS JOURNEY
WITHIN CITY,
PER DROP
CONSTANT ROUTE**

N362.50



**BUS JOURNEY
INTERCITY,
STATE ROUTE,
CHARGE PER PERSON**

N4500.00



**AIR FARE CHARGE
FOR SPECIFIED
ROUTES SINGLE
JOURNEY**

N49000.00



**JOURNEY BY
MOTORCYCLE
(OKADA)
PER DROP**

N70.25



**WATER TRANSPORT:
WATER WAY
PASSENGER
TRANSPORTATION**

N249.04

YoY % & MoM %



**BUS JOURNEY
WITHIN CITY,
PER DROP
CONSTANT ROUTE**

YoY % = -20.13

MoM % = 3.62



**BUS JOURNEY
INTERCITY,
STATE ROUTE,
CHARGE PER PERSON**

YoY % = 6.26

MoM % = 11.54



**AIR FARE CHARGE
FOR SPECIFIED
ROUTES SINGLE
JOURNEY**

YoY % = -29.29

MoM % = 1.02



**JOURNEY BY
MOTORCYCLE
(OKADA)
PER DROP**

YoY % = 5.32

MoM % = 18.26



**WATER TRANSPORT:
WATER WAY
PASSENGER
TRANSPORTATION**

YoY % = -0.39

MoM % = 1.04

Average Transport Fare by Categories -Adamawa State



DECEMBER 2017



**BUS JOURNEY
WITHIN CITY,
PER DROP
CONSTANT ROUTE**

N180.00



**BUS JOURNEY
INTERCITY,
STATE ROUTE,
CHARGE PER PERSON**

N3242.86



**AIR FARE CHARGE
FOR SPECIFIED
ROUTES SINGLE
JOURNEY**

N37000.00



**JOURNEY BY
MOTORCYCLE
(OKADA)
PER DROP**

N80.00



**WATER TRANSPORT:
WATER WAY
PASSENGER
TRANSPORTATION**

N450.00

NOVEMBER 2017



**BUS JOURNEY
WITHIN CITY,
PER DROP
CONSTANT ROUTE**

N160.78



**BUS JOURNEY
INTERCITY,
STATE ROUTE,
CHARGE PER PERSON**

N2947.75



**AIR FARE CHARGE
FOR SPECIFIED
ROUTES SINGLE
JOURNEY**

N36597.31



**JOURNEY BY
MOTORCYCLE
(OKADA)
PER DROP**

N70.72



**WATER TRANSPORT:
WATER WAY
PASSENGER
TRANSPORTATION**

N421.24

YoY % & MoM %



**BUS JOURNEY
WITHIN CITY,
PER DROP
CONSTANT ROUTE**

YoY % = 38.89

MoM % = 11.95



**BUS JOURNEY
INTERCITY,
STATE ROUTE,
CHARGE PER PERSON**

YoY % = 7.93

MoM % = 10.01



**AIR FARE CHARGE
FOR SPECIFIED
ROUTES SINGLE
JOURNEY**

YoY % = 0.00

MoM % = 1.10



**JOURNEY BY
MOTORCYCLE
(OKADA)
PER DROP**

YoY % = -12.32

MoM % = 13.12



**WATER TRANSPORT:
WATER WAY
PASSENGER
TRANSPORTATION**

YoY % = 7.74

MoM % = 6.83

Average Transport Fare by Categories -Akwa Ibom State



DECEMBER 2017



**BUS JOURNEY
WITHIN CITY,
PER DROP
CONSTANT ROUTE**

N183.33



**BUS JOURNEY
INTERCITY,
STATE ROUTE,
CHARGE PER PERSON**

N1666.67



**AIR FARE CHARGE
FOR SPECIFIED
ROUTES SINGLE
JOURNEY**

N37000.00



**JOURNEY BY
MOTORCYCLE
(OKADA)
PER DROP**

N162.22



**WATER TRANSPORT:
WATER WAY
PASSENGER
TRANSPORTATION**

N1500.00

NOVEMBER 2017



**BUS JOURNEY
WITHIN CITY,
PER DROP
CONSTANT ROUTE**

N150.00



**BUS JOURNEY
INTERCITY,
STATE ROUTE,
CHARGE PER PERSON**

N1065.89



**AIR FARE CHARGE
FOR SPECIFIED
ROUTES SINGLE
JOURNEY**

N37000.00



**JOURNEY BY
MOTORCYCLE
(OKADA)
PER DROP**

N160.95



**WATER TRANSPORT:
WATER WAY
PASSENGER
TRANSPORTATION**

N1406.40

YoY % & MoM %



**BUS JOURNEY
WITHIN CITY,
PER DROP
CONSTANT ROUTE**

**YoY % = -8.64
MoM % = 22.22**



**BUS JOURNEY
INTERCITY,
STATE ROUTE,
CHARGE PER PERSON**

**YoY % = -32.00
MoM % = 56.36**



**AIR FARE CHARGE
FOR SPECIFIED
ROUTES SINGLE
JOURNEY**

**YoY % = -5.41
MoM % = 0.00**



**JOURNEY BY
MOTORCYCLE
(OKADA)
PER DROP**

**YoY % = 1.20
MoM % = 0.79**



**WATER TRANSPORT:
WATER WAY
PASSENGER
TRANSPORTATION**

**YoY % = 0.00
MoM % = 6.66**

Average Transport Fare by Categories -Anambra State



DECEMBER 2017



**BUS JOURNEY
WITHIN CITY,
PER DROP
CONSTANT ROUTE**

N102.21



**BUS JOURNEY
INTERCITY,
STATE ROUTE,
CHARGE PER PERSON**

N1431.97



**AIR FARE CHARGE
FOR SPECIFIED
ROUTES SINGLE
JOURNEY**

N36109.87



**JOURNEY BY
MOTORCYCLE
(OKADA)
PER DROP**

N102.74



**WATER TRANSPORT:
WATER WAY
PASSENGER
TRANSPORTATION**

N444.48

NOVEMBER 2017



**BUS JOURNEY
WITHIN CITY,
PER DROP
CONSTANT ROUTE**

N83.33



**BUS JOURNEY
INTERCITY,
STATE ROUTE,
CHARGE PER PERSON**

N1280.78



**AIR FARE CHARGE
FOR SPECIFIED
ROUTES SINGLE
JOURNEY**

N31053.16



**JOURNEY BY
MOTORCYCLE
(OKADA)
PER DROP**

N88.66



**WATER TRANSPORT:
WATER WAY
PASSENGER
TRANSPORTATION**

N431.04

YoY % & MoM %



**BUS JOURNEY
WITHIN CITY,
PER DROP
CONSTANT ROUTE**

YoY % = 22.83

MoM % = 22.66



**BUS JOURNEY
INTERCITY,
STATE ROUTE,
CHARGE PER PERSON**

YoY % = -23.18

MoM % = 11.80



**AIR FARE CHARGE
FOR SPECIFIED
ROUTES SINGLE
JOURNEY**

YoY % = -24.86

MoM % = 16.28



**JOURNEY BY
MOTORCYCLE
(OKADA)
PER DROP**

YoY % = 26.65

MoM % = 15.88



**WATER TRANSPORT:
WATER WAY
PASSENGER
TRANSPORTATION**

YoY % = 8.76

MoM % = 3.12

Average Transport Fare by Categories -Bauchi State



DECEMBER 2017



**BUS JOURNEY
WITHIN CITY,
PER DROP
CONSTANT ROUTE**

N80.00



**BUS JOURNEY
INTERCITY,
STATE ROUTE,
CHARGE PER PERSON**

N1340.00



**AIR FARE CHARGE
FOR SPECIFIED
ROUTES SINGLE
JOURNEY**

N35000.00



**JOURNEY BY
MOTORCYCLE
(OKADA)
PER DROP**

N60.00



**WATER TRANSPORT:
WATER WAY
PASSENGER
TRANSPORTATION**

N413.19

NOVEMBER 2017



**BUS JOURNEY
WITHIN CITY,
PER DROP
CONSTANT ROUTE**

N80.00



**BUS JOURNEY
INTERCITY,
STATE ROUTE,
CHARGE PER PERSON**

N1257.14



**AIR FARE CHARGE
FOR SPECIFIED
ROUTES SINGLE
JOURNEY**

N34746.70



**JOURNEY BY
MOTORCYCLE
(OKADA)
PER DROP**

N58.14



**WATER TRANSPORT:
WATER WAY
PASSENGER
TRANSPORTATION**

N406.31

YoY % & MoM %



**BUS JOURNEY
WITHIN CITY,
PER DROP
CONSTANT ROUTE**

**YoY % = 6.25
MoM % = 0.00**



**BUS JOURNEY
INTERCITY,
STATE ROUTE,
CHARGE PER PERSON**

**YoY % = -27.86
MoM % = 6.59**



**AIR FARE CHARGE
FOR SPECIFIED
ROUTES SINGLE
JOURNEY**

**YoY % = -27.37
MoM % = 0.73**



**JOURNEY BY
MOTORCYCLE
(OKADA)
PER DROP**

**YoY % = 25.00
MoM % = 3.19**



**WATER TRANSPORT:
WATER WAY
PASSENGER
TRANSPORTATION**

**YoY % = 16.37
MoM % = 1.69**

Average Transport Fare by Categories - Bayelsa State



DECEMBER 2017



BUS JOURNEY WITHIN CITY, PER DROP CONSTANT ROUTE

N150.00



BUS JOURNEY INTERCITY, STATE ROUTE, CHARGE PER PERSON

N1082.57



AIR FARE CHARGE FOR SPECIFIED ROUTES SINGLE JOURNEY

N34093.28



JOURNEY BY MOTORCYCLE (OKADA) PER DROP

N190.00



WATER TRANSPORT: WATER WAY PASSENGER TRANSPORTATION

N2182.22

NOVEMBER 2017



BUS JOURNEY WITHIN CITY, PER DROP CONSTANT ROUTE

N141.25



BUS JOURNEY INTERCITY, STATE ROUTE, CHARGE PER PERSON

N933.33



AIR FARE CHARGE FOR SPECIFIED ROUTES SINGLE JOURNEY

N31400.00



JOURNEY BY MOTORCYCLE (OKADA) PER DROP

N156.25



WATER TRANSPORT: WATER WAY PASSENGER TRANSPORTATION

N2150.00

YoY % & MoM %



BUS JOURNEY WITHIN CITY, PER DROP CONSTANT ROUTE

**YoY % = 6.83
MoM % = 6.19**



BUS JOURNEY INTERCITY, STATE ROUTE, CHARGE PER PERSON

**YoY % = 30.48
MoM % = 15.99**



AIR FARE CHARGE FOR SPECIFIED ROUTES SINGLE JOURNEY

**YoY % = -13.47
MoM % = 8.58**



JOURNEY BY MOTORCYCLE (OKADA) PER DROP

**YoY % = -3.51
MoM % = 21.60**



WATER TRANSPORT: WATER WAY PASSENGER TRANSPORTATION

**YoY % = 17.55
MoM % = 1.50**

Average Transport Fare by Categories -Benue State



DECEMBER 2017



**BUS JOURNEY
WITHIN CITY,
PER DROP
CONSTANT ROUTE**

N212.00



**BUS JOURNEY
INTERCITY,
STATE ROUTE,
CHARGE PER PERSON**

N2803.85



**AIR FARE CHARGE
FOR SPECIFIED
ROUTES SINGLE
JOURNEY**

N39758.11



**JOURNEY BY
MOTORCYCLE
(OKADA)
PER DROP**

N118.57



**WATER TRANSPORT:
WATER WAY
PASSENGER
TRANSPORTATION**

N460.00

NOVEMBER 2017



**BUS JOURNEY
WITHIN CITY,
PER DROP
CONSTANT ROUTE**

N139.50



**BUS JOURNEY
INTERCITY,
STATE ROUTE,
CHARGE PER PERSON**

N2410.00



**AIR FARE CHARGE
FOR SPECIFIED
ROUTES SINGLE
JOURNEY**

N30176.59



**JOURNEY BY
MOTORCYCLE
(OKADA)
PER DROP**

N106.67



**WATER TRANSPORT:
WATER WAY
PASSENGER
TRANSPORTATION**

N450.00

YoY % & MoM %



**BUS JOURNEY
WITHIN CITY,
PER DROP
CONSTANT ROUTE**

YoY % = -30.42

MoM % = 51.97



**BUS JOURNEY
INTERCITY,
STATE ROUTE,
CHARGE PER PERSON**

YoY % = -21.54

MoM % = 16.34



**AIR FARE CHARGE
FOR SPECIFIED
ROUTES SINGLE
JOURNEY**

YoY % = -27.46

MoM % = 31.75



**JOURNEY BY
MOTORCYCLE
(OKADA)
PER DROP**

YoY % = 1.67

MoM % = 11.16



**WATER TRANSPORT:
WATER WAY
PASSENGER
TRANSPORTATION**

YoY % = 30.43

MoM % = 2.22

Average Transport Fare by Categories -Borno State



DECEMBER 2017



**BUS JOURNEY
WITHIN CITY,
PER DROP
CONSTANT ROUTE**

N105.71



**BUS JOURNEY
INTERCITY,
STATE ROUTE,
CHARGE PER PERSON**

N2575.00



**AIR FARE CHARGE
FOR SPECIFIED
ROUTES SINGLE
JOURNEY**

N33500.00



**JOURNEY BY
MOTORCYCLE
(OKADA)
PER DROP**

N70.80



**WATER TRANSPORT:
WATER WAY
PASSENGER
TRANSPORTATION**

N150.00

NOVEMBER 2017



**BUS JOURNEY
WITHIN CITY,
PER DROP
CONSTANT ROUTE**

N75.73



**BUS JOURNEY
INTERCITY,
STATE ROUTE,
CHARGE PER PERSON**

N2338.46



**AIR FARE CHARGE
FOR SPECIFIED
ROUTES SINGLE
JOURNEY**

N32000.00



**JOURNEY BY
MOTORCYCLE
(OKADA)
PER DROP**

N58.00



**WATER TRANSPORT:
WATER WAY
PASSENGER
TRANSPORTATION**

N145.61

YoY % & MoM %



**BUS JOURNEY
WITHIN CITY,
PER DROP
CONSTANT ROUTE**

YoY % = -19.59

MoM % = 39.60



**BUS JOURNEY
INTERCITY,
STATE ROUTE,
CHARGE PER PERSON**

YoY % = -22.33

MoM % = 10.12



**AIR FARE CHARGE
FOR SPECIFIED
ROUTES SINGLE
JOURNEY**

YoY % = 4.48

MoM % = 4.69



**JOURNEY BY
MOTORCYCLE
(OKADA)
PER DROP**

YoY % = 41.24

MoM % = 22.07



**WATER TRANSPORT:
WATER WAY
PASSENGER
TRANSPORTATION**

YoY % = -15.53

MoM % = 3.01

Average Transport Fare by Categories -Cross River State



DECEMBER 2017



**BUS JOURNEY
WITHIN CITY,
PER DROP
CONSTANT ROUTE**

N242.73



**BUS JOURNEY
INTERCITY,
STATE ROUTE,
CHARGE PER PERSON**

N1284.62



**AIR FARE CHARGE
FOR SPECIFIED
ROUTES SINGLE
JOURNEY**

N36000.00



**JOURNEY BY
MOTORCYCLE
(OKADA)
PER DROP**

N147.86



**WATER TRANSPORT:
WATER WAY
PASSENGER
TRANSPORTATION**

N1833.33

NOVEMBER 2017



**BUS JOURNEY
WITHIN CITY,
PER DROP
CONSTANT ROUTE**

N214.29



**BUS JOURNEY
INTERCITY,
STATE ROUTE,
CHARGE PER PERSON**

N1230.77



**AIR FARE CHARGE
FOR SPECIFIED
ROUTES SINGLE
JOURNEY**

N35800.00



**JOURNEY BY
MOTORCYCLE
(OKADA)
PER DROP**

N138.57



**WATER TRANSPORT:
WATER WAY
PASSENGER
TRANSPORTATION**

N1345.71

YoY % & MoM %



**BUS JOURNEY
WITHIN CITY,
PER DROP
CONSTANT ROUTE**

**YoY % = 4.54
MoM % = 13.27**



**BUS JOURNEY
INTERCITY,
STATE ROUTE,
CHARGE PER PERSON**

**YoY % = 6.20
MoM % = 4.38**



**AIR FARE CHARGE
FOR SPECIFIED
ROUTES SINGLE
JOURNEY**

**YoY % = -0.97
MoM % = 0.56**



**JOURNEY BY
MOTORCYCLE
(OKADA)
PER DROP**

**YoY % = -2.64
MoM % = 6.70**



**WATER TRANSPORT:
WATER WAY
PASSENGER
TRANSPORTATION**

**YoY % = 20.91
MoM % = 36.23**



DECEMBER 2017



**BUS JOURNEY
WITHIN CITY,
PER DROP
CONSTANT ROUTE**

N145.00



**BUS JOURNEY
INTERCITY,
STATE ROUTE,
CHARGE PER PERSON**

N1418.18



**AIR FARE CHARGE
FOR SPECIFIED
ROUTES SINGLE
JOURNEY**

N38000.00



**JOURNEY BY
MOTORCYCLE
(OKADA)
PER DROP**

N74.55



**WATER TRANSPORT:
WATER WAY
PASSENGER
TRANSPORTATION**

N1671.43

NOVEMBER 2017



**BUS JOURNEY
WITHIN CITY,
PER DROP
CONSTANT ROUTE**

N127.50



**BUS JOURNEY
INTERCITY,
STATE ROUTE,
CHARGE PER PERSON**

N1323.08



**AIR FARE CHARGE
FOR SPECIFIED
ROUTES SINGLE
JOURNEY**

N37000.00



**JOURNEY BY
MOTORCYCLE
(OKADA)
PER DROP**

N66.67



**WATER TRANSPORT:
WATER WAY
PASSENGER
TRANSPORTATION**

N1650.00

YoY % & MoM %



**BUS JOURNEY
WITHIN CITY,
PER DROP
CONSTANT ROUTE**

YoY % = 35.47

MoM % = 13.73



**BUS JOURNEY
INTERCITY,
STATE ROUTE,
CHARGE PER PERSON**

YoY % = -15.38

MoM % = 7.19



**AIR FARE CHARGE
FOR SPECIFIED
ROUTES SINGLE
JOURNEY**

YoY % = -6.58

MoM % = 2.70



**JOURNEY BY
MOTORCYCLE
(OKADA)
PER DROP**

YoY % = 26.60

MoM % = 11.82



**WATER TRANSPORT:
WATER WAY
PASSENGER
TRANSPORTATION**

YoY % = 19.66

MoM % = 1.30



DECEMBER 2017



BUS JOURNEY WITHIN CITY, PER DROP CONSTANT ROUTE

N198.89



BUS JOURNEY INTERCITY, STATE ROUTE, CHARGE PER PERSON

N1725.00



AIR FARE CHARGE FOR SPECIFIED ROUTES SINGLE JOURNEY

N32000.00



JOURNEY BY MOTORCYCLE (OKADA) PER DROP

N187.00



WATER TRANSPORT: WATER WAY PASSENGER TRANSPORTATION

N390.24

NOVEMBER 2017



BUS JOURNEY WITHIN CITY, PER DROP CONSTANT ROUTE

N185.32



BUS JOURNEY INTERCITY, STATE ROUTE, CHARGE PER PERSON

N1164.44



AIR FARE CHARGE FOR SPECIFIED ROUTES SINGLE JOURNEY

N32000.00



JOURNEY BY MOTORCYCLE (OKADA) PER DROP

N127.51



WATER TRANSPORT: WATER WAY PASSENGER TRANSPORTATION

N348.24

YoY % & MoM %



BUS JOURNEY WITHIN CITY, PER DROP CONSTANT ROUTE

YoY % = -24.46

MoM % = 7.32



BUS JOURNEY INTERCITY, STATE ROUTE, CHARGE PER PERSON

YoY % = -51.69

MoM % = 48.14



AIR FARE CHARGE FOR SPECIFIED ROUTES SINGLE JOURNEY

YoY % = -14.06

MoM % = 0.00



JOURNEY BY MOTORCYCLE (OKADA) PER DROP

YoY % = -35.54

MoM % = 46.65



WATER TRANSPORT: WATER WAY PASSENGER TRANSPORTATION

YoY % = 4.20

MoM % = 12.06

Average Transport Fare by Categories -Edo State



DECEMBER 2017



**BUS JOURNEY
WITHIN CITY,
PER DROP
CONSTANT ROUTE**

N200.00



**BUS JOURNEY
INTERCITY,
STATE ROUTE,
CHARGE PER PERSON**

N1866.92



**AIR FARE CHARGE
FOR SPECIFIED
ROUTES SINGLE
JOURNEY**

N41000.00



**JOURNEY BY
MOTORCYCLE
(OKADA)
PER DROP**

N170.00



**WATER TRANSPORT:
WATER WAY
PASSENGER
TRANSPORTATION**

N950.21

NOVEMBER 2017



**BUS JOURNEY
WITHIN CITY,
PER DROP
CONSTANT ROUTE**

N169.48



**BUS JOURNEY
INTERCITY,
STATE ROUTE,
CHARGE PER PERSON**

N1258.10



**AIR FARE CHARGE
FOR SPECIFIED
ROUTES SINGLE
JOURNEY**

N40000.00



**JOURNEY BY
MOTORCYCLE
(OKADA)
PER DROP**

N165.55



**WATER TRANSPORT:
WATER WAY
PASSENGER
TRANSPORTATION**

N916.21

YoY % & MoM %



**BUS JOURNEY
WITHIN CITY,
PER DROP
CONSTANT ROUTE**

YoY % = -35.00

MoM % = 18.01



**BUS JOURNEY
INTERCITY,
STATE ROUTE,
CHARGE PER PERSON**

YoY % = -33.38

MoM % = 48.39



**AIR FARE CHARGE
FOR SPECIFIED
ROUTES SINGLE
JOURNEY**

YoY % = -2.44

MoM % = 2.50



**JOURNEY BY
MOTORCYCLE
(OKADA)
PER DROP**

YoY % = 1.32

MoM % = 2.69



**WATER TRANSPORT:
WATER WAY
PASSENGER
TRANSPORTATION**

YoY % = 14.02

MoM % = 3.71

Average Transport Fare by Categories -Ekiti State



DECEMBER 2017



BUS JOURNEY WITHIN CITY, PER DROP CONSTANT ROUTE

N217.22



BUS JOURNEY INTERCITY, STATE ROUTE, CHARGE PER PERSON

N1786.00



AIR FARE CHARGE FOR SPECIFIED ROUTES SINGLE JOURNEY

N29602.04



JOURNEY BY MOTORCYCLE (OKADA) PER DROP

N56.15



WATER TRANSPORT: WATER WAY PASSENGER TRANSPORTATION

N550.49

NOVEMBER 2017



BUS JOURNEY WITHIN CITY, PER DROP CONSTANT ROUTE

N203.01



BUS JOURNEY INTERCITY, STATE ROUTE, CHARGE PER PERSON

N1496.25



AIR FARE CHARGE FOR SPECIFIED ROUTES SINGLE JOURNEY

N28485.00



JOURNEY BY MOTORCYCLE (OKADA) PER DROP

N52.01



WATER TRANSPORT: WATER WAY PASSENGER TRANSPORTATION

N510.00

YoY % & MoM %



BUS JOURNEY WITHIN CITY, PER DROP CONSTANT ROUTE

YoY % = -30.83

MoM % = 7.00



BUS JOURNEY INTERCITY, STATE ROUTE, CHARGE PER PERSON

YoY % = 4.33

MoM % = 19.37



AIR FARE CHARGE FOR SPECIFIED ROUTES SINGLE JOURNEY

YoY % = -19.43

MoM % = 3.92



JOURNEY BY MOTORCYCLE (OKADA) PER DROP

YoY % = 16.41

MoM % = 7.97



WATER TRANSPORT: WATER WAY PASSENGER TRANSPORTATION

YoY % = -8.56

MoM % = 7.94

Average Transport Fare by Categories -Enugu State



DECEMBER 2017



**BUS JOURNEY
WITHIN CITY,
PER DROP
CONSTANT ROUTE**

N134.78



**BUS JOURNEY
INTERCITY,
STATE ROUTE,
CHARGE PER PERSON**

N1063.35



**AIR FARE CHARGE
FOR SPECIFIED
ROUTES SINGLE
JOURNEY**

N34500.00



**JOURNEY BY
MOTORCYCLE
(OKADA)
PER DROP**

N155.56



**WATER TRANSPORT:
WATER WAY
PASSENGER
TRANSPORTATION**

N500.00

NOVEMBER 2017



**BUS JOURNEY
WITHIN CITY,
PER DROP
CONSTANT ROUTE**

N111.17



**BUS JOURNEY
INTERCITY,
STATE ROUTE,
CHARGE PER PERSON**

N947.22



**AIR FARE CHARGE
FOR SPECIFIED
ROUTES SINGLE
JOURNEY**

N34000.00



**JOURNEY BY
MOTORCYCLE
(OKADA)
PER DROP**

N148.94



**WATER TRANSPORT:
WATER WAY
PASSENGER
TRANSPORTATION**

N500.00

YoY % & MoM %



**BUS JOURNEY
WITHIN CITY,
PER DROP
CONSTANT ROUTE**

YoY % = -18.30

MoM % = 21.24



**BUS JOURNEY
INTERCITY,
STATE ROUTE,
CHARGE PER PERSON**

YoY % = 33.77

MoM % = 12.26



**AIR FARE CHARGE
FOR SPECIFIED
ROUTES SINGLE
JOURNEY**

YoY % = 1.45

MoM % = 1.47



**JOURNEY BY
MOTORCYCLE
(OKADA)
PER DROP**

YoY % = -16.43

MoM % = 4.44



**WATER TRANSPORT:
WATER WAY
PASSENGER
TRANSPORTATION**

YoY % = 36.68

MoM % = 0.00

Average Transport Fare by Categories -Gombe State



DECEMBER 2017



**BUS JOURNEY
WITHIN CITY,
PER DROP
CONSTANT ROUTE**

N150.00



**BUS JOURNEY
INTERCITY,
STATE ROUTE,
CHARGE PER PERSON**

N1516.67



**AIR FARE CHARGE
FOR SPECIFIED
ROUTES SINGLE
JOURNEY**

N35000.00



**JOURNEY BY
MOTORCYCLE
(OKADA)
PER DROP**

N78.57



**WATER TRANSPORT:
WATER WAY
PASSENGER
TRANSPORTATION**

N178.48

NOVEMBER 2017



**BUS JOURNEY
WITHIN CITY,
PER DROP
CONSTANT ROUTE**

N102.54



**BUS JOURNEY
INTERCITY,
STATE ROUTE,
CHARGE PER PERSON**

N1324.02



**AIR FARE CHARGE
FOR SPECIFIED
ROUTES SINGLE
JOURNEY**

N34000.00



**JOURNEY BY
MOTORCYCLE
(OKADA)
PER DROP**

N72.50



**WATER TRANSPORT:
WATER WAY
PASSENGER
TRANSPORTATION**

N173.48

YoY % & MoM %



**BUS JOURNEY
WITHIN CITY,
PER DROP
CONSTANT ROUTE**

YoY % = -29.42

MoM % = 46.28



**BUS JOURNEY
INTERCITY,
STATE ROUTE,
CHARGE PER PERSON**

YoY % = -1.08

MoM % = 14.55



**AIR FARE CHARGE
FOR SPECIFIED
ROUTES SINGLE
JOURNEY**

YoY % = -4.28

MoM % = 2.94



**JOURNEY BY
MOTORCYCLE
(OKADA)
PER DROP**

YoY % = 8.18

MoM % = 8.37



**WATER TRANSPORT:
WATER WAY
PASSENGER
TRANSPORTATION**

YoY % = 12.20

MoM % = 2.88

Average Transport Fare by Categories -Imo State



DECEMBER 2017



BUS JOURNEY WITHIN CITY, PER DROP CONSTANT ROUTE

N160.00



BUS JOURNEY INTERCITY, STATE ROUTE, CHARGE PER PERSON

N1977.78



AIR FARE CHARGE FOR SPECIFIED ROUTES SINGLE JOURNEY

N33000.68



JOURNEY BY MOTORCYCLE (OKADA) PER DROP

N130.18



WATER TRANSPORT: WATER WAY PASSENGER TRANSPORTATION

N500.00

NOVEMBER 2017



BUS JOURNEY WITHIN CITY, PER DROP CONSTANT ROUTE

N123.52



BUS JOURNEY INTERCITY, STATE ROUTE, CHARGE PER PERSON

N1518.75



AIR FARE CHARGE FOR SPECIFIED ROUTES SINGLE JOURNEY

N32014.68



JOURNEY BY MOTORCYCLE (OKADA) PER DROP

N123.33



WATER TRANSPORT: WATER WAY PASSENGER TRANSPORTATION

N475.35

YoY % & MoM %



BUS JOURNEY WITHIN CITY, PER DROP CONSTANT ROUTE

YoY % = -24.46

MoM % = 29.53



BUS JOURNEY INTERCITY, STATE ROUTE, CHARGE PER PERSON

YoY % = -38.96

MoM % = 30.22



AIR FARE CHARGE FOR SPECIFIED ROUTES SINGLE JOURNEY

YoY % = -10.41

MoM % = 3.08



JOURNEY BY MOTORCYCLE (OKADA) PER DROP

YoY % = 11.83

MoM % = 5.55



WATER TRANSPORT: WATER WAY PASSENGER TRANSPORTATION

YoY % = 19.67

MoM % = 5.18

Average Transport Fare by Categories -Jigawa State



DECEMBER 2017



BUS JOURNEY WITHIN CITY, PER DROP CONSTANT ROUTE

N250.00



BUS JOURNEY INTERCITY, STATE ROUTE, CHARGE PER PERSON

N1200.00



AIR FARE CHARGE FOR SPECIFIED ROUTES SINGLE JOURNEY

N40000.00



JOURNEY BY MOTORCYCLE (OKADA) PER DROP

N65.00



WATER TRANSPORT: WATER WAY PASSENGER TRANSPORTATION

N580.00

NOVEMBER 2017



BUS JOURNEY WITHIN CITY, PER DROP CONSTANT ROUTE

N200.00



BUS JOURNEY INTERCITY, STATE ROUTE, CHARGE PER PERSON

N991.67



AIR FARE CHARGE FOR SPECIFIED ROUTES SINGLE JOURNEY

N40000.00



JOURNEY BY MOTORCYCLE (OKADA) PER DROP

N54.28



WATER TRANSPORT: WATER WAY PASSENGER TRANSPORTATION

N557.58

YoY % & MoM %



BUS JOURNEY WITHIN CITY, PER DROP CONSTANT ROUTE

**YoY % = 5.00
MoM % = 25.00**



BUS JOURNEY INTERCITY, STATE ROUTE, CHARGE PER PERSON

**YoY % = -12.67
MoM % = 21.01**



AIR FARE CHARGE FOR SPECIFIED ROUTES SINGLE JOURNEY

**YoY % = 0.00
MoM % = 0.00**



JOURNEY BY MOTORCYCLE (OKADA) PER DROP

**YoY % = 36.54
MoM % = 19.75**



WATER TRANSPORT: WATER WAY PASSENGER TRANSPORTATION

**YoY % = 17.92
MoM % = 4.02**

Average Transport Fare by Categories -Kaduna State



DECEMBER 2017



**BUS JOURNEY
WITHIN CITY,
PER DROP
CONSTANT ROUTE**

N150.00



**BUS JOURNEY
INTERCITY,
STATE ROUTE,
CHARGE PER PERSON**

N1209.09



**AIR FARE CHARGE
FOR SPECIFIED
ROUTES SINGLE
JOURNEY**

N30000.00



**JOURNEY BY
MOTORCYCLE
(OKADA)
PER DROP**

N80.00



**WATER TRANSPORT:
WATER WAY
PASSENGER
TRANSPORTATION**

N355.00

NOVEMBER 2017



**BUS JOURNEY
WITHIN CITY,
PER DROP
CONSTANT ROUTE**

N134.67



**BUS JOURNEY
INTERCITY,
STATE ROUTE,
CHARGE PER PERSON**

N1178.91



**AIR FARE CHARGE
FOR SPECIFIED
ROUTES SINGLE
JOURNEY**

N30000.00



**JOURNEY BY
MOTORCYCLE
(OKADA)
PER DROP**

N70.25



**WATER TRANSPORT:
WATER WAY
PASSENGER
TRANSPORTATION**

N326.10

YoY % & MoM %



**BUS JOURNEY
WITHIN CITY,
PER DROP
CONSTANT ROUTE**

YoY % = 10.00

MoM % = 11.39



**BUS JOURNEY
INTERCITY,
STATE ROUTE,
CHARGE PER PERSON**

YoY % = 3.04

MoM % = 2.56



**AIR FARE CHARGE
FOR SPECIFIED
ROUTES SINGLE
JOURNEY**

YoY % = -22.31

MoM % = 0.00



**JOURNEY BY
MOTORCYCLE
(OKADA)
PER DROP**

YoY % = -9.38

MoM % = 13.88



**WATER TRANSPORT:
WATER WAY
PASSENGER
TRANSPORTATION**

YoY % = -1.17

MoM % = 8.86

Average Transport Fare by Categories -Kano State



DECEMBER 2017



BUS JOURNEY WITHIN CITY, PER DROP CONSTANT ROUTE

N185.00



BUS JOURNEY INTERCITY, STATE ROUTE, CHARGE PER PERSON

N843.75



AIR FARE CHARGE FOR SPECIFIED ROUTES SINGLE JOURNEY

N32000.00



JOURNEY BY MOTORCYCLE (OKADA) PER DROP

N75.71



WATER TRANSPORT: WATER WAY PASSENGER TRANSPORTATION

N360.00

NOVEMBER 2017



BUS JOURNEY WITHIN CITY, PER DROP CONSTANT ROUTE

N167.50



BUS JOURNEY INTERCITY, STATE ROUTE, CHARGE PER PERSON

N795.45



AIR FARE CHARGE FOR SPECIFIED ROUTES SINGLE JOURNEY

N32000.00



JOURNEY BY MOTORCYCLE (OKADA) PER DROP

N72.30



WATER TRANSPORT: WATER WAY PASSENGER TRANSPORTATION

N360.00

YoY % & MoM %



BUS JOURNEY WITHIN CITY, PER DROP CONSTANT ROUTE

YoY % = -18.78

MoM % = 10.45



BUS JOURNEY INTERCITY, STATE ROUTE, CHARGE PER PERSON

YoY % = 4.93

MoM % = 6.07



AIR FARE CHARGE FOR SPECIFIED ROUTES SINGLE JOURNEY

YoY % = -20.88

MoM % = 0.00



JOURNEY BY MOTORCYCLE (OKADA) PER DROP

YoY % = 25.84

MoM % = 4.72



WATER TRANSPORT: WATER WAY PASSENGER TRANSPORTATION

YoY % = 11.11

MoM % = 0.00

Average Transport Fare by Categories -Kastina State



DECEMBER 2017



**BUS JOURNEY
WITHIN CITY,
PER DROP
CONSTANT ROUTE**

N150.00



**BUS JOURNEY
INTERCITY,
STATE ROUTE,
CHARGE PER PERSON**

N1073.33



**AIR FARE CHARGE
FOR SPECIFIED
ROUTES SINGLE
JOURNEY**

N26000.00



**JOURNEY BY
MOTORCYCLE
(OKADA)
PER DROP**

N61.00



**WATER TRANSPORT:
WATER WAY
PASSENGER
TRANSPORTATION**

N500.00

NOVEMBER 2017



**BUS JOURNEY
WITHIN CITY,
PER DROP
CONSTANT ROUTE**

N76.66



**BUS JOURNEY
INTERCITY,
STATE ROUTE,
CHARGE PER PERSON**

N898.27



**AIR FARE CHARGE
FOR SPECIFIED
ROUTES SINGLE
JOURNEY**

N26000.00



**JOURNEY BY
MOTORCYCLE
(OKADA)
PER DROP**

N51.42



**WATER TRANSPORT:
WATER WAY
PASSENGER
TRANSPORTATION**

N501.00

YoY % & MoM %



**BUS JOURNEY
WITHIN CITY,
PER DROP
CONSTANT ROUTE**

YoY % = 55.56

MoM % = 95.67



**BUS JOURNEY
INTERCITY,
STATE ROUTE,
CHARGE PER PERSON**

YoY % = -39.42

MoM % = 19.49



**AIR FARE CHARGE
FOR SPECIFIED
ROUTES SINGLE
JOURNEY**

YoY % = -27.70

MoM % = 0.00



**JOURNEY BY
MOTORCYCLE
(OKADA)
PER DROP**

YoY % = 12.43

MoM % = 18.63



**WATER TRANSPORT:
WATER WAY
PASSENGER
TRANSPORTATION**

YoY % = -3.32

MoM % = -0.20

Average Transport Fare by Categories -Kebbi State



DECEMBER 2017



BUS JOURNEY WITHIN CITY, PER DROP CONSTANT ROUTE

N200.00



BUS JOURNEY INTERCITY, STATE ROUTE, CHARGE PER PERSON

N1762.50



AIR FARE CHARGE FOR SPECIFIED ROUTES SINGLE JOURNEY

N30000.00



JOURNEY BY MOTORCYCLE (OKADA) PER DROP

N74.29



WATER TRANSPORT: WATER WAY PASSENGER TRANSPORTATION

N250.00

NOVEMBER 2017



BUS JOURNEY WITHIN CITY, PER DROP CONSTANT ROUTE

N100.58



BUS JOURNEY INTERCITY, STATE ROUTE, CHARGE PER PERSON

N1371.05



AIR FARE CHARGE FOR SPECIFIED ROUTES SINGLE JOURNEY

N30000.00



JOURNEY BY MOTORCYCLE (OKADA) PER DROP

N53.75



WATER TRANSPORT: WATER WAY PASSENGER TRANSPORTATION

N236.73

YoY % & MoM %



BUS JOURNEY WITHIN CITY, PER DROP CONSTANT ROUTE

YoY % = -47.39

MoM % = 98.85



BUS JOURNEY INTERCITY, STATE ROUTE, CHARGE PER PERSON

YoY % = -23.40

MoM % = 28.55



AIR FARE CHARGE FOR SPECIFIED ROUTES SINGLE JOURNEY

YoY % = -16.67

MoM % = 0.00



JOURNEY BY MOTORCYCLE (OKADA) PER DROP

YoY % = -4.27

MoM % = 38.21



WATER TRANSPORT: WATER WAY PASSENGER TRANSPORTATION

YoY % = 20.00

MoM % = 5.61

Average Transport Fare by Categories -Kogi State



DECEMBER 2017



BUS JOURNEY WITHIN CITY, PER DROP CONSTANT ROUTE

N173.19



BUS JOURNEY INTERCITY, STATE ROUTE, CHARGE PER PERSON

N1540.00



AIR FARE CHARGE FOR SPECIFIED ROUTES SINGLE JOURNEY

N25000.00



JOURNEY BY MOTORCYCLE (OKADA) PER DROP

N150.00



WATER TRANSPORT: WATER WAY PASSENGER TRANSPORTATION

N350.00

NOVEMBER 2017



BUS JOURNEY WITHIN CITY, PER DROP CONSTANT ROUTE

N146.66



BUS JOURNEY INTERCITY, STATE ROUTE, CHARGE PER PERSON

N1381.42



AIR FARE CHARGE FOR SPECIFIED ROUTES SINGLE JOURNEY

N25000.00



JOURNEY BY MOTORCYCLE (OKADA) PER DROP

N103.75



WATER TRANSPORT: WATER WAY PASSENGER TRANSPORTATION

N350.00

YoY % & MoM %



BUS JOURNEY WITHIN CITY, PER DROP CONSTANT ROUTE

YoY % = -41.83

MoM % = 18.09



BUS JOURNEY INTERCITY, STATE ROUTE, CHARGE PER PERSON

YoY % = 13.64

MoM % = 11.48



AIR FARE CHARGE FOR SPECIFIED ROUTES SINGLE JOURNEY

YoY % = -12.00

MoM % = 0.00



JOURNEY BY MOTORCYCLE (OKADA) PER DROP

YoY % = -33.33

MoM % = 44.58



WATER TRANSPORT: WATER WAY PASSENGER TRANSPORTATION

YoY % = 0.12

MoM % = 0.00

Average Transport Fare by Categories -Kwara State



DECEMBER 2017



**BUS JOURNEY
WITHIN CITY,
PER DROP
CONSTANT ROUTE**

N156.67



**BUS JOURNEY
INTERCITY,
STATE ROUTE,
CHARGE PER PERSON**

N2015.00



**AIR FARE CHARGE
FOR SPECIFIED
ROUTES SINGLE
JOURNEY**

N35000.00



**JOURNEY BY
MOTORCYCLE
(OKADA)
PER DROP**

N100.56



**WATER TRANSPORT:
WATER WAY
PASSENGER
TRANSPORTATION**

N500.00

NOVEMBER 2017



**BUS JOURNEY
WITHIN CITY,
PER DROP
CONSTANT ROUTE**

N145.00



**BUS JOURNEY
INTERCITY,
STATE ROUTE,
CHARGE PER PERSON**

N1905.00



**AIR FARE CHARGE
FOR SPECIFIED
ROUTES SINGLE
JOURNEY**

N34000.00



**JOURNEY BY
MOTORCYCLE
(OKADA)
PER DROP**

N72.50



**WATER TRANSPORT:
WATER WAY
PASSENGER
TRANSPORTATION**

N500.00

YoY % & MoM %



**BUS JOURNEY
WITHIN CITY,
PER DROP
CONSTANT ROUTE**

YoY % = 27.66

MoM % = 8.05



**BUS JOURNEY
INTERCITY,
STATE ROUTE,
CHARGE PER PERSON**

YoY % = 6.70

MoM % = 5.77



**AIR FARE CHARGE
FOR SPECIFIED
ROUTES SINGLE
JOURNEY**

YoY % = 0.00

MoM % = 2.94



**JOURNEY BY
MOTORCYCLE
(OKADA)
PER DROP**

YoY % = -18.31

MoM % = 38.70



**WATER TRANSPORT:
WATER WAY
PASSENGER
TRANSPORTATION**

YoY % = 0.54

MoM % = 0.00

Average Transport Fare by Categories -Lagos State



DECEMBER 2017



**BUS JOURNEY
WITHIN CITY,
PER DROP
CONSTANT ROUTE**

N206.42



**BUS JOURNEY
INTERCITY,
STATE ROUTE,
CHARGE PER PERSON**

N2406.35



**AIR FARE CHARGE
FOR SPECIFIED
ROUTES SINGLE
JOURNEY**

N39008.91



**JOURNEY BY
MOTORCYCLE
(OKADA)
PER DROP**

N122.41



**WATER TRANSPORT:
WATER WAY
PASSENGER
TRANSPORTATION**

N543.29

NOVEMBER 2017



**BUS JOURNEY
WITHIN CITY,
PER DROP
CONSTANT ROUTE**

N174.66



**BUS JOURNEY
INTERCITY,
STATE ROUTE,
CHARGE PER PERSON**

N2235.71



**AIR FARE CHARGE
FOR SPECIFIED
ROUTES SINGLE
JOURNEY**

N35000.00



**JOURNEY BY
MOTORCYCLE
(OKADA)
PER DROP**

N110.00



**WATER TRANSPORT:
WATER WAY
PASSENGER
TRANSPORTATION**

N535.00

YoY % & MoM %



**BUS JOURNEY
WITHIN CITY,
PER DROP
CONSTANT ROUTE**

YoY % = -13.53

MoM % = 18.18



**BUS JOURNEY
INTERCITY,
STATE ROUTE,
CHARGE PER PERSON**

YoY % = 1.53

MoM % = 7.63



**AIR FARE CHARGE
FOR SPECIFIED
ROUTES SINGLE
JOURNEY**

YoY % = -23.09

MoM % = 11.45



**JOURNEY BY
MOTORCYCLE
(OKADA)
PER DROP**

YoY % = 23.27

MoM % = 11.28



**WATER TRANSPORT:
WATER WAY
PASSENGER
TRANSPORTATION**

YoY % = 1.23

MoM % = 1.55

Average Transport Fare by Categories -Nasarawa State



DECEMBER 2017



BUS JOURNEY WITHIN CITY, PER DROP CONSTANT ROUTE

N233.33



BUS JOURNEY INTERCITY, STATE ROUTE, CHARGE PER PERSON

N1247.73



AIR FARE CHARGE FOR SPECIFIED ROUTES SINGLE JOURNEY

N27000.00



JOURNEY BY MOTORCYCLE (OKADA) PER DROP

N106.36



WATER TRANSPORT: WATER WAY PASSENGER TRANSPORTATION

N380.00

NOVEMBER 2017



BUS JOURNEY WITHIN CITY, PER DROP CONSTANT ROUTE

N206.66



BUS JOURNEY INTERCITY, STATE ROUTE, CHARGE PER PERSON

N1185.00



AIR FARE CHARGE FOR SPECIFIED ROUTES SINGLE JOURNEY

N27000.00



JOURNEY BY MOTORCYCLE (OKADA) PER DROP

N97.33



WATER TRANSPORT: WATER WAY PASSENGER TRANSPORTATION

N380.00

YoY % & MoM %



BUS JOURNEY WITHIN CITY, PER DROP CONSTANT ROUTE

YoY % = -22.61

MoM % = 12.91



BUS JOURNEY INTERCITY, STATE ROUTE, CHARGE PER PERSON

YoY % = -17.18

MoM % = 5.29



AIR FARE CHARGE FOR SPECIFIED ROUTES SINGLE JOURNEY

YoY % = -1.85

MoM % = 0.00



JOURNEY BY MOTORCYCLE (OKADA) PER DROP

YoY % = -14.66

MoM % = 9.27



WATER TRANSPORT: WATER WAY PASSENGER TRANSPORTATION

YoY % = 30.11

MoM % = 0.00

Average Transport Fare by Categories -Niger State



DECEMBER 2017



BUS JOURNEY WITHIN CITY, PER DROP CONSTANT ROUTE

N140.00



BUS JOURNEY INTERCITY, STATE ROUTE, CHARGE PER PERSON

N2287.27



AIR FARE CHARGE FOR SPECIFIED ROUTES SINGLE JOURNEY

N30000.00



JOURNEY BY MOTORCYCLE (OKADA) PER DROP

N55.45



WATER TRANSPORT: WATER WAY PASSENGER TRANSPORTATION

N310.00

NOVEMBER 2017



BUS JOURNEY WITHIN CITY, PER DROP CONSTANT ROUTE

N113.33



BUS JOURNEY INTERCITY, STATE ROUTE, CHARGE PER PERSON

N2270.00



AIR FARE CHARGE FOR SPECIFIED ROUTES SINGLE JOURNEY

N30000.00



JOURNEY BY MOTORCYCLE (OKADA) PER DROP

N51.00



WATER TRANSPORT: WATER WAY PASSENGER TRANSPORTATION

N304.64

YoY % & MoM %



BUS JOURNEY WITHIN CITY, PER DROP CONSTANT ROUTE

YoY % = -14.29

MoM % = 23.53



BUS JOURNEY INTERCITY, STATE ROUTE, CHARGE PER PERSON

YoY % = -12.90

MoM % = 0.76



AIR FARE CHARGE FOR SPECIFIED ROUTES SINGLE JOURNEY

YoY % = -10.74

MoM % = 0.00



JOURNEY BY MOTORCYCLE (OKADA) PER DROP

YoY % = 57.82

MoM % = 8.73



WATER TRANSPORT: WATER WAY PASSENGER TRANSPORTATION

YoY % = -4.44

MoM % = 1.76



DECEMBER 2017



**BUS JOURNEY
WITHIN CITY,
PER DROP
CONSTANT ROUTE**

N150.00



**BUS JOURNEY
INTERCITY,
STATE ROUTE,
CHARGE PER PERSON**

N1439.58



**AIR FARE CHARGE
FOR SPECIFIED
ROUTES SINGLE
JOURNEY**

N30000.00



**JOURNEY BY
MOTORCYCLE
(OKADA)
PER DROP**

N170.86



**WATER TRANSPORT:
WATER WAY
PASSENGER
TRANSPORTATION**

N800.00

NOVEMBER 2017



**BUS JOURNEY
WITHIN CITY,
PER DROP
CONSTANT ROUTE**

N70.72



**BUS JOURNEY
INTERCITY,
STATE ROUTE,
CHARGE PER PERSON**

N1230.76



**AIR FARE CHARGE
FOR SPECIFIED
ROUTES SINGLE
JOURNEY**

N30000.00



**JOURNEY BY
MOTORCYCLE
(OKADA)
PER DROP**

N125.62



**WATER TRANSPORT:
WATER WAY
PASSENGER
TRANSPORTATION**

N800.00

YoY % & MoM %



**BUS JOURNEY
WITHIN CITY,
PER DROP
CONSTANT ROUTE**

**YoY % = 33.33
MoM % = 112.11**



**BUS JOURNEY
INTERCITY,
STATE ROUTE,
CHARGE PER PERSON**

**YoY % = 7.71
MoM % = 16.97**



**AIR FARE CHARGE
FOR SPECIFIED
ROUTES SINGLE
JOURNEY**

**YoY % = -11.66
MoM % = 0.00**



**JOURNEY BY
MOTORCYCLE
(OKADA)
PER DROP**

**YoY % = -47.37
MoM % = 36.01**



**WATER TRANSPORT:
WATER WAY
PASSENGER
TRANSPORTATION**

**YoY % = -37.50
MoM % = 0.00**

Average Transport Fare by Categories -Ondo State



DECEMBER 2017



**BUS JOURNEY
WITHIN CITY,
PER DROP
CONSTANT ROUTE**

N143.75



**BUS JOURNEY
INTERCITY,
STATE ROUTE,
CHARGE PER PERSON**

N1833.33



**AIR FARE CHARGE
FOR SPECIFIED
ROUTES SINGLE
JOURNEY**

N29000.00



**JOURNEY BY
MOTORCYCLE
(OKADA)
PER DROP**

N197.67



**WATER TRANSPORT:
WATER WAY
PASSENGER
TRANSPORTATION**

N720.00

NOVEMBER 2017



**BUS JOURNEY
WITHIN CITY,
PER DROP
CONSTANT ROUTE**

N128.18



**BUS JOURNEY
INTERCITY,
STATE ROUTE,
CHARGE PER PERSON**

N1460.00



**AIR FARE CHARGE
FOR SPECIFIED
ROUTES SINGLE
JOURNEY**

N29000.00



**JOURNEY BY
MOTORCYCLE
(OKADA)
PER DROP**

N124.28



**WATER TRANSPORT:
WATER WAY
PASSENGER
TRANSPORTATION**

N700.00

YoY % & MoM %



**BUS JOURNEY
WITHIN CITY,
PER DROP
CONSTANT ROUTE**

**YoY % = -2.23
MoM % = 12.15**



**BUS JOURNEY
INTERCITY,
STATE ROUTE,
CHARGE PER PERSON**

**YoY % = -1.41
MoM % = 25.57**



**AIR FARE CHARGE
FOR SPECIFIED
ROUTES SINGLE
JOURNEY**

**YoY % = -9.03
MoM % = 0.00**



**JOURNEY BY
MOTORCYCLE
(OKADA)
PER DROP**

**YoY % = -21.46
MoM % = 59.05**



**WATER TRANSPORT:
WATER WAY
PASSENGER
TRANSPORTATION**

**YoY % = -12.17
MoM % = 2.86**

Average Transport Fare by Categories -Osun State



DECEMBER 2017



**BUS JOURNEY
WITHIN CITY,
PER DROP
CONSTANT ROUTE**

N145.71



**BUS JOURNEY
INTERCITY,
STATE ROUTE,
CHARGE PER PERSON**

N1414.68



**AIR FARE CHARGE
FOR SPECIFIED
ROUTES SINGLE
JOURNEY**

N27694.33



**JOURNEY BY
MOTORCYCLE
(OKADA)
PER DROP**

N117.55



**WATER TRANSPORT:
WATER WAY
PASSENGER
TRANSPORTATION**

N484.49

NOVEMBER 2017



**BUS JOURNEY
WITHIN CITY,
PER DROP
CONSTANT ROUTE**

N107.39



**BUS JOURNEY
INTERCITY,
STATE ROUTE,
CHARGE PER PERSON**

N1404.80



**AIR FARE CHARGE
FOR SPECIFIED
ROUTES SINGLE
JOURNEY**

N26749.88



**JOURNEY BY
MOTORCYCLE
(OKADA)
PER DROP**

N117.45



**WATER TRANSPORT:
WATER WAY
PASSENGER
TRANSPORTATION**

N484.66

YoY % & MoM %



**BUS JOURNEY
WITHIN CITY,
PER DROP
CONSTANT ROUTE**

**YoY % = -0.17
MoM % = 35.69**



**BUS JOURNEY
INTERCITY,
STATE ROUTE,
CHARGE PER PERSON**

**YoY % = 0.16
MoM % = 0.70**



**AIR FARE CHARGE
FOR SPECIFIED
ROUTES SINGLE
JOURNEY**

**YoY % = -0.13
MoM % = 3.53**



**JOURNEY BY
MOTORCYCLE
(OKADA)
PER DROP**

**YoY % = 0.10
MoM % = 0.09**



**WATER TRANSPORT:
WATER WAY
PASSENGER
TRANSPORTATION**

**YoY % = 0.14
MoM % = -0.04**

Average Transport Fare by Categories -Oyo State



DECEMBER 2017



**BUS JOURNEY
WITHIN CITY,
PER DROP
CONSTANT ROUTE**

N180.57



**BUS JOURNEY
INTERCITY,
STATE ROUTE,
CHARGE PER PERSON**

N1350.00



**AIR FARE CHARGE
FOR SPECIFIED
ROUTES SINGLE
JOURNEY**

N35000.00



**JOURNEY BY
MOTORCYCLE
(OKADA)
PER DROP**

N80.76



**WATER TRANSPORT:
WATER WAY
PASSENGER
TRANSPORTATION**

N480.00

NOVEMBER 2017



**BUS JOURNEY
WITHIN CITY,
PER DROP
CONSTANT ROUTE**

N158.33



**BUS JOURNEY
INTERCITY,
STATE ROUTE,
CHARGE PER PERSON**

N1213.33



**AIR FARE CHARGE
FOR SPECIFIED
ROUTES SINGLE
JOURNEY**

N35000.00



**JOURNEY BY
MOTORCYCLE
(OKADA)
PER DROP**

N68.75



**WATER TRANSPORT:
WATER WAY
PASSENGER
TRANSPORTATION**

N449.95

YoY % & MoM %



**BUS JOURNEY
WITHIN CITY,
PER DROP
CONSTANT ROUTE**

YoY % = -12.18

MoM % = 14.05



**BUS JOURNEY
INTERCITY,
STATE ROUTE,
CHARGE PER PERSON**

YoY % = 14.83

MoM % = 11.26



**AIR FARE CHARGE
FOR SPECIFIED
ROUTES SINGLE
JOURNEY**

YoY % = -14.29

MoM % = 0.00



**JOURNEY BY
MOTORCYCLE
(OKADA)
PER DROP**

YoY % = -9.39

MoM % = 17.48



**WATER TRANSPORT:
WATER WAY
PASSENGER
TRANSPORTATION**

YoY % = 4.45

MoM % = 6.68

Average Transport Fare by Categories -Plateau State



DECEMBER 2017



**BUS JOURNEY
WITHIN CITY,
PER DROP
CONSTANT ROUTE**

N114.29



**BUS JOURNEY
INTERCITY,
STATE ROUTE,
CHARGE PER PERSON**

N1306.25



**AIR FARE CHARGE
FOR SPECIFIED
ROUTES SINGLE
JOURNEY**

N35000.00



**JOURNEY BY
MOTORCYCLE
(OKADA)
PER DROP**

N85.00



**WATER TRANSPORT:
WATER WAY
PASSENGER
TRANSPORTATION**

N350.00

NOVEMBER 2017



**BUS JOURNEY
WITHIN CITY,
PER DROP
CONSTANT ROUTE**

N123.63



**BUS JOURNEY
INTERCITY,
STATE ROUTE,
CHARGE PER PERSON**

N1160.00



**AIR FARE CHARGE
FOR SPECIFIED
ROUTES SINGLE
JOURNEY**

N31000.00



**JOURNEY BY
MOTORCYCLE
(OKADA)
PER DROP**

N73.63



**WATER TRANSPORT:
WATER WAY
PASSENGER
TRANSPORTATION**

N312.47

YoY % & MoM %



**BUS JOURNEY
WITHIN CITY,
PER DROP
CONSTANT ROUTE**

YoY % = 10.83

MoM % = -7.56



**BUS JOURNEY
INTERCITY,
STATE ROUTE,
CHARGE PER PERSON**

YoY % = 14.86

MoM % = 12.61



**AIR FARE CHARGE
FOR SPECIFIED
ROUTES SINGLE
JOURNEY**

YoY % = -27.00

MoM % = 12.90



**JOURNEY BY
MOTORCYCLE
(OKADA)
PER DROP**

YoY % = -1.96

MoM % = 15.44



**WATER TRANSPORT:
WATER WAY
PASSENGER
TRANSPORTATION**

YoY % = -27.26

MoM % = 12.01

Average Transport Fare by Categories -River State



DECEMBER 2017



**BUS JOURNEY
WITHIN CITY,
PER DROP
CONSTANT ROUTE**

N135.71



**BUS JOURNEY
INTERCITY,
STATE ROUTE,
CHARGE PER PERSON**

N1706.25



**AIR FARE CHARGE
FOR SPECIFIED
ROUTES SINGLE
JOURNEY**

N30000.00



**JOURNEY BY
MOTORCYCLE
(OKADA)
PER DROP**

N194.29



**WATER TRANSPORT:
WATER WAY
PASSENGER
TRANSPORTATION**

N2050.00

NOVEMBER 2017



**BUS JOURNEY
WITHIN CITY,
PER DROP
CONSTANT ROUTE**

N105.00



**BUS JOURNEY
INTERCITY,
STATE ROUTE,
CHARGE PER PERSON**

N1516.66



**AIR FARE CHARGE
FOR SPECIFIED
ROUTES SINGLE
JOURNEY**

N30500.65



**JOURNEY BY
MOTORCYCLE
(OKADA)
PER DROP**

N188.46



**WATER TRANSPORT:
WATER WAY
PASSENGER
TRANSPORTATION**

N1750.00

YoY % & MoM %



**BUS JOURNEY
WITHIN CITY,
PER DROP
CONSTANT ROUTE**

YoY % = 15.00

MoM % = 29.25



**BUS JOURNEY
INTERCITY,
STATE ROUTE,
CHARGE PER PERSON**

YoY % = 20.16

MoM % = 12.50



**AIR FARE CHARGE
FOR SPECIFIED
ROUTES SINGLE
JOURNEY**

YoY % = -6.67

MoM % = -1.64



**JOURNEY BY
MOTORCYCLE
(OKADA)
PER DROP**

YoY % = 3.10

MoM % = 3.09



**WATER TRANSPORT:
WATER WAY
PASSENGER
TRANSPORTATION**

YoY % = -1.22

MoM % = 17.14

Average Transport Fare by Categories - Sokoto State



DECEMBER 2017



BUS JOURNEY WITHIN CITY, PER DROP CONSTANT ROUTE

N125.00



BUS JOURNEY INTERCITY, STATE ROUTE, CHARGE PER PERSON

N1580.00



AIR FARE CHARGE FOR SPECIFIED ROUTES SINGLE JOURNEY

N29666.67



JOURNEY BY MOTORCYCLE (OKADA) PER DROP

N100.00



WATER TRANSPORT: WATER WAY PASSENGER TRANSPORTATION

N450.00

NOVEMBER 2017



BUS JOURNEY WITHIN CITY, PER DROP CONSTANT ROUTE

N100.00



BUS JOURNEY INTERCITY, STATE ROUTE, CHARGE PER PERSON

N1516.66



AIR FARE CHARGE FOR SPECIFIED ROUTES SINGLE JOURNEY

N32000.00



JOURNEY BY MOTORCYCLE (OKADA) PER DROP

N100.00



WATER TRANSPORT: WATER WAY PASSENGER TRANSPORTATION

N450.00

YoY % & MoM %



BUS JOURNEY WITHIN CITY, PER DROP CONSTANT ROUTE

**YoY % = -32.00
MoM % = 25.00**



BUS JOURNEY INTERCITY, STATE ROUTE, CHARGE PER PERSON

**YoY % = 10.57
MoM % = 4.18**



AIR FARE CHARGE FOR SPECIFIED ROUTES SINGLE JOURNEY

**YoY % = 1.12
MoM % = -7.29**



JOURNEY BY MOTORCYCLE (OKADA) PER DROP

**YoY % = 0.54
MoM % = 0.00**



WATER TRANSPORT: WATER WAY PASSENGER TRANSPORTATION

**YoY % = 11.09
MoM % = 0.00**

Average Transport Fare by Categories -Taraba State



DECEMBER 2017



**BUS JOURNEY
WITHIN CITY,
PER DROP
CONSTANT ROUTE**

N150.00



**BUS JOURNEY
INTERCITY,
STATE ROUTE,
CHARGE PER PERSON**

N1762.50



**AIR FARE CHARGE
FOR SPECIFIED
ROUTES SINGLE
JOURNEY**

N29000.00



**JOURNEY BY
MOTORCYCLE
(OKADA)
PER DROP**

N129.00



**WATER TRANSPORT:
WATER WAY
PASSENGER
TRANSPORTATION**

N420.00

NOVEMBER 2017



**BUS JOURNEY
WITHIN CITY,
PER DROP
CONSTANT ROUTE**

N95.00



**BUS JOURNEY
INTERCITY,
STATE ROUTE,
CHARGE PER PERSON**

N1700.00



**AIR FARE CHARGE
FOR SPECIFIED
ROUTES SINGLE
JOURNEY**

N29000.00



**JOURNEY BY
MOTORCYCLE
(OKADA)
PER DROP**

N109.09



**WATER TRANSPORT:
WATER WAY
PASSENGER
TRANSPORTATION**

N420.00

YoY % & MoM %



**BUS JOURNEY
WITHIN CITY,
PER DROP
CONSTANT ROUTE**

YoY % = -46.21

MoM % = 57.89



**BUS JOURNEY
INTERCITY,
STATE ROUTE,
CHARGE PER PERSON**

YoY % = 2.16

MoM % = 3.68



**AIR FARE CHARGE
FOR SPECIFIED
ROUTES SINGLE
JOURNEY**

YoY % = 20.69

MoM % = 0.00



**JOURNEY BY
MOTORCYCLE
(OKADA)
PER DROP**

YoY % = -9.88

MoM % = 18.25



**WATER TRANSPORT:
WATER WAY
PASSENGER
TRANSPORTATION**

YoY % = 8.09

MoM % = 0.00

Average Transport Fare by Categories -Yobe State



DECEMBER 2017



BUS JOURNEY WITHIN CITY, PER DROP CONSTANT ROUTE

N150.00



BUS JOURNEY INTERCITY, STATE ROUTE, CHARGE PER PERSON

N1000.00



AIR FARE CHARGE FOR SPECIFIED ROUTES SINGLE JOURNEY

N30000.00



JOURNEY BY MOTORCYCLE (OKADA) PER DROP

N100.00



WATER TRANSPORT: WATER WAY PASSENGER TRANSPORTATION

N350.00

NOVEMBER 2017



BUS JOURNEY WITHIN CITY, PER DROP CONSTANT ROUTE

N100.00



BUS JOURNEY INTERCITY, STATE ROUTE, CHARGE PER PERSON

N1000.00



AIR FARE CHARGE FOR SPECIFIED ROUTES SINGLE JOURNEY

N30000.65



JOURNEY BY MOTORCYCLE (OKADA) PER DROP

N83.59



WATER TRANSPORT: WATER WAY PASSENGER TRANSPORTATION

N345.51

YoY % & MoM %



BUS JOURNEY WITHIN CITY, PER DROP CONSTANT ROUTE

YoY % = -49.84

MoM % = 50.00



BUS JOURNEY INTERCITY, STATE ROUTE, CHARGE PER PERSON

YoY % = 45.00

MoM % = 0.00



AIR FARE CHARGE FOR SPECIFIED ROUTES SINGLE JOURNEY

YoY % = -11.39

MoM % = 0.00



JOURNEY BY MOTORCYCLE (OKADA) PER DROP

YoY % = -18.03

MoM % = 19.63



WATER TRANSPORT: WATER WAY PASSENGER TRANSPORTATION

YoY % = 8.70

MoM % = 1.30

Average Transport Fare by Categories -Zamfara State



DECEMBER 2017



**BUS JOURNEY
WITHIN CITY,
PER DROP
CONSTANT ROUTE**

N150.00



**BUS JOURNEY
INTERCITY,
STATE ROUTE,
CHARGE PER PERSON**

N1166.67



**AIR FARE CHARGE
FOR SPECIFIED
ROUTES SINGLE
JOURNEY**

N30000.00



**JOURNEY BY
MOTORCYCLE
(OKADA)
PER DROP**

N75.00



**WATER TRANSPORT:
WATER WAY
PASSENGER
TRANSPORTATION**

N365.00

NOVEMBER 2017



**BUS JOURNEY
WITHIN CITY,
PER DROP
CONSTANT ROUTE**

N107.00



**BUS JOURNEY
INTERCITY,
STATE ROUTE,
CHARGE PER PERSON**

N1071.42



**AIR FARE CHARGE
FOR SPECIFIED
ROUTES SINGLE
JOURNEY**

N30000.00



**JOURNEY BY
MOTORCYCLE
(OKADA)
PER DROP**

N63.33



**WATER TRANSPORT:
WATER WAY
PASSENGER
TRANSPORTATION**

N362.50

YoY % & MoM %



**BUS JOURNEY
WITHIN CITY,
PER DROP
CONSTANT ROUTE**

YoY % = -39.83

MoM % = 40.19



**BUS JOURNEY
INTERCITY,
STATE ROUTE,
CHARGE PER PERSON**

YoY % = 54.30

MoM % = 8.89



**AIR FARE CHARGE
FOR SPECIFIED
ROUTES SINGLE
JOURNEY**

YoY % = -20.45

MoM % = 0.00



**JOURNEY BY
MOTORCYCLE
(OKADA)
PER DROP**

YoY % = 11.75

MoM % = 18.43



**WATER TRANSPORT:
WATER WAY
PASSENGER
TRANSPORTATION**

YoY % = -1.50

MoM % = 0.69

Methodology

Field work is done solely by over 700 NBS Staff in all States of the federation supported by supervisors who are monitored by internal and external observers.

Fuel Prices are collected across all the 774 local governments across all States and the FCT from over 10,000 respondents and locations and reflect actual prices households state they actually bought those fuels together with the prices reportedly sold by the fuel suppliers.

The average of all these prices is then reported for each state and the average for the country is the average for the state.

NBS audit team subsequently conducts randomly selected verification of prices recorded.

Acknowledgements/Contacts

Acknowledgements

We acknowledge our technical partners, Proshare in the design, concept and production of this publication.





Contact Us

 @nigerianstat

 NBSNigeria

 www.nigerianstat.gov.ng

 **Head Office Address**
Plot 762, Independence Avenue, Central
Business District, FCT, Abuja Nigeria.

 +234 803 386 5388

 feedback@nigerianstat.gov.ng