



NATIONAL BUREAU OF STATISTICS

Automotive Gas Oil (Diesel) Price Watch

(DECEMBER 2017)

Report Date: January 2018

Data Source: National Bureau of Statistics (NBS)

Contents

Executive Summary	1
Average PMS Prices Across States	2
Average PMS Prices Across Zones	3
12 Months Average Prices	4
Appendix - Tables	5
Methodology	6
Acknowledgment and Contact	7

Executive Summary


Average price paid by consumers for automotive gas oil (diesel) increased by 3.29% month-on-month and by 4.87% year-on-year to N205.81 in December 2017 from N199.26 in November 2017.

States with the highest average price of diesel were Kaduna (N250.63) Adamawa (N235) and Taraba (N227)

States with the lowest average price of diesel were Bayelsa (N184), Akwa Ibom (N187.78) and Zamfara (N190).



Average Diesel Prices Across States



STATES WITH THE HIGHEST AVERAGE PRICES IN DECEMBER 2017



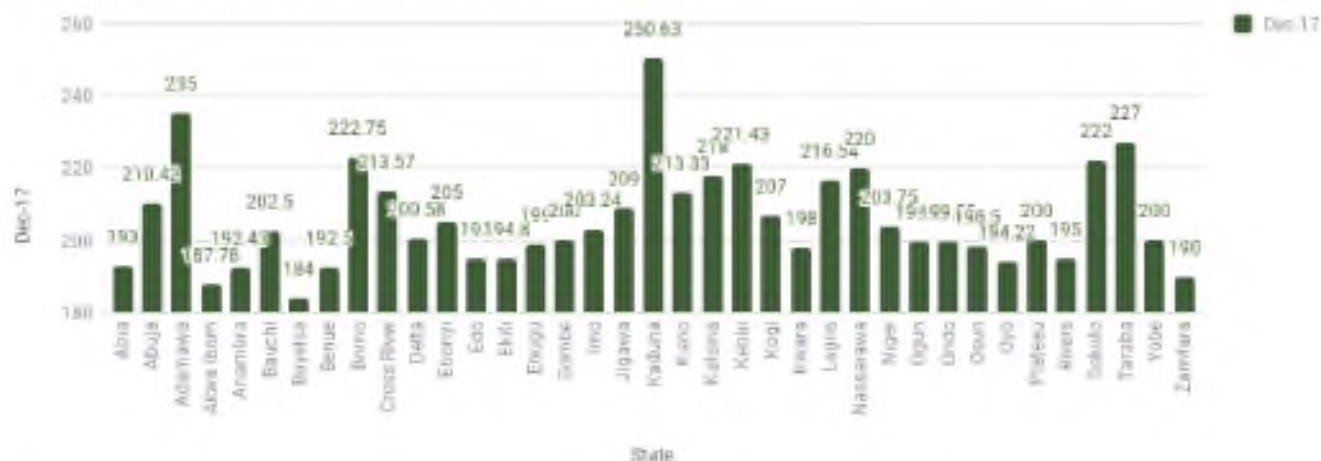
	Dec-17	YoY %	MoM %
KADUNA	250.63	31.9	20.6
ADAMAWA	235	27	11.5
TARABA	227	22.7	4.4

STATES WITH THE LOWEST AVERAGE PRICES IN DECEMBER 2017



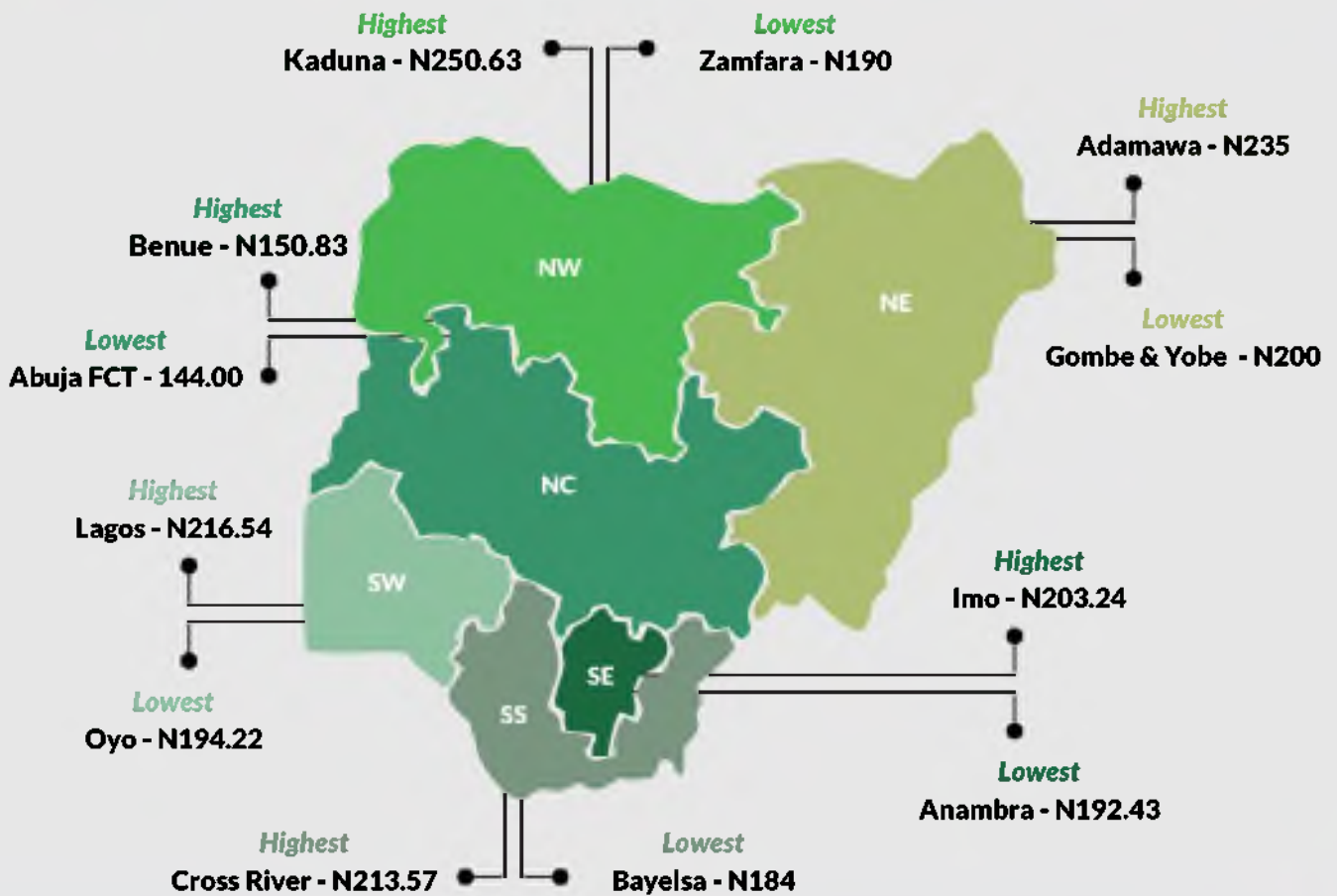

	Oct-17	YoY %	MoM %
ZAMFARA	190	-10.1	-8.2
DELTA	187.78	-5.9	1.5
BORNO	184	-9.7	4.7

Average Diesel Prices Across States





Average Diesel Prices Across States





Average Diesel Prices Across States

January 17	
Average	227.2
YoY	15.77
MoM	41.74

February 17	
Average	249.38
YoY	9.76
MoM	68.74

March 17	
Average	234.55
YoY	-5.94
MoM	60.44

April 17	
Average	229.25
YoY	-2.26
MoM	50.67

December 16	
Average	196.25
YoY	0.3
MoM	19.48



May 17	
Average	216.3
YoY	-5.65
MoM	45.35

November 17	
Average	199.26
YoY	-1.33
MoM	1.84

December 17	
Average	205.81
YoY	3.29
MoM	4.87

June 17	
Average	210.42
YoY	-2.72
MoM	14.73

October 17	
Average	201.96
YoY	9.28
MoM	7.85

September 17	
Average	184.8
YoY	-5.83
MoM	-4.1

August 17	
Average	196.23
YoY	-0.7
MoM	-0.15

July 17	
Average	197.62
YoY	-6.08
MoM	-4.32

Methodology

Field work is done solely by over 700 NBS Staff in all States of the federation supported by supervisors who are monitored by internal and external observers.

Fuel Prices are collected across all the 774 local governments across all States and the FCT from over 10,000 respondents and locations and reflect actual prices households state they actually bought those fuels together with the prices reportedly sold by the fuel suppliers.

The average of all these prices is then reported for each state and the average for the country is the average for the state.

NBS audit team subsequently conducts randomly selected verification of prices recorded.

Acknowledgements/Contacts

Acknowledgements

We acknowledge our technical partners, Proshare in the design, concept and production of this publication.





Contact Us

 @nigerianstat

 NBSNigeria

 www.nigerianstat.gov.ng

 **Head Office Address**
Plot 762, Independence Avenue, Central
Business District, FCT, Abuja Nigeria.

 +234 803 386 5388

 feedback@nigerianstat.gov.ng