



NATIONAL BUREAU OF STATISTICS

Premium Motor Spirit (Petrol) Price Watch

(DECEMBER 2017)

Report Date: January 2018

Data Source: National Bureau of Statistics (NBS)

Contents

Executive Summary	1
Average PMS Prices Across States	2
Average PMS Prices Across Zones	3
12 Months Average Prices	4
Appendix - Tables	5
Methodology	6
Acknowledgment and Contact	7

Executive Summary

Average price paid by consumers for premium motor spirit (petrol) increased by 17.10% year-on-year and 17.98% month-on-month to N171.8 in December 2017 from N145.6 in November 2017.


States with the highest average price of premium motor spirit (petrol) were Abia (N220.4), Kebbi (N210.08) & Anambra (N210).

States with the lowest average price of premium motor spirit (petrol) were Ekiti (N146), Abuja FCT (N146.53) & Lagos (N149.83).

Premium Motor Spirit (Petrol) Price Watch - December 2017



Average PMS Prices Across States



STATES WITH THE HIGHEST AVERAGE PRICES IN DECEMBER 2017



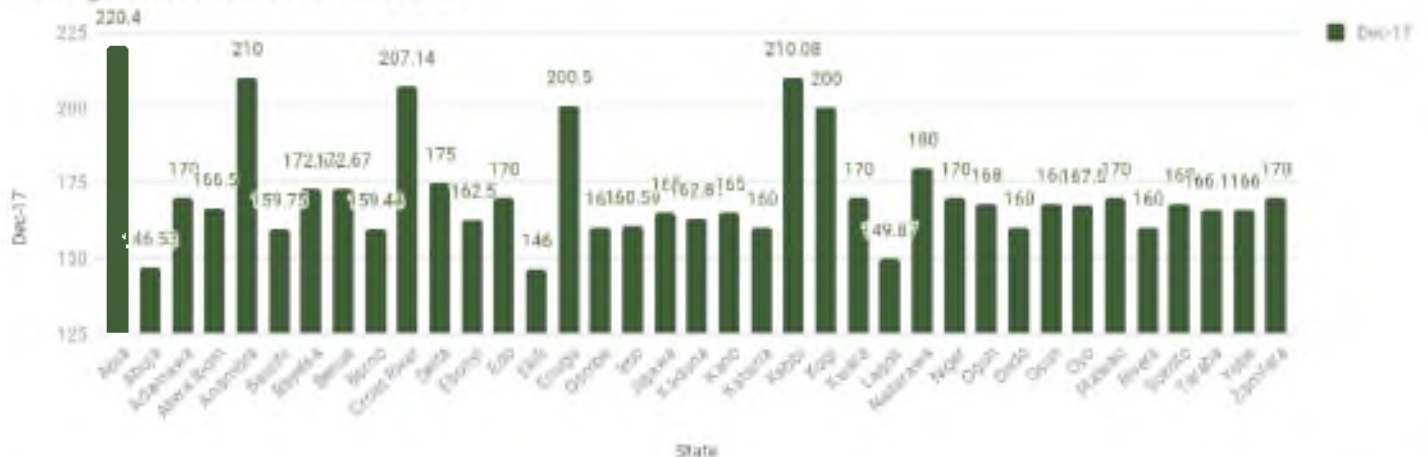
	Dec-17	YoY%	MoM%
ABIA	220.4	49.8	49.4
KEBBI	210.08	38.7	44.9
ANAMBRA	210	42	44

STATES WITH THE LOWEST AVERAGE PRICES IN DECEMBER 2017



	Dec-17	YoY%	MoM%
LAGOS	149.87	3.9	3.8
ABUJA	146.53	1.1	1.8
EKITI	146	0.8	-0.1

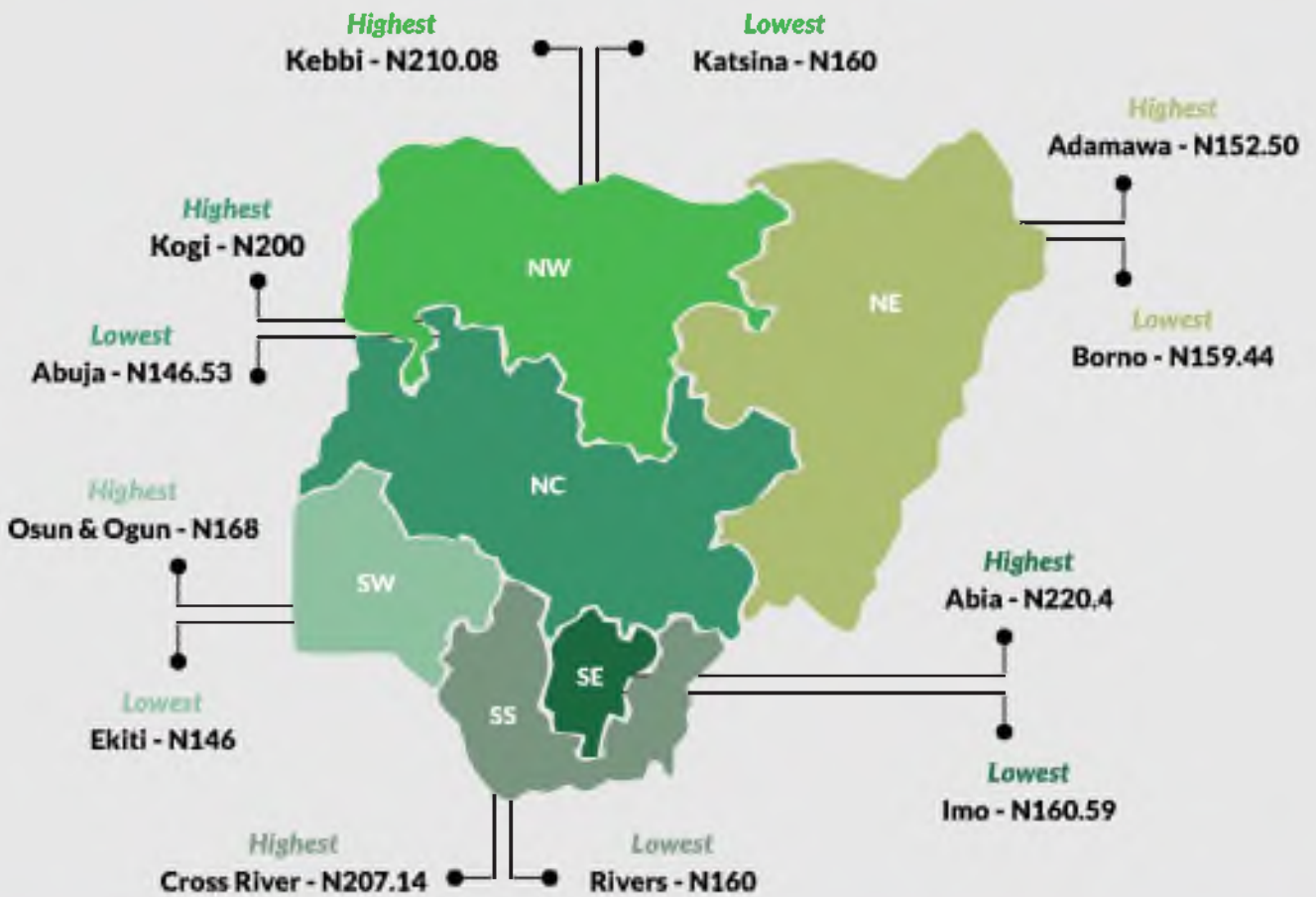

Average PMS Prices Across States



Premium Motor Spirit (Petrol) Price Watch - December 2017



Average PMS Prices Across Zones



Premium Motor Spirit (Petrol) Price Watch - December 2017



12 Months Average Prices

January 17	
Average	146.7
YoY	27.2
MoM	0.5

February 17	
Average	146.7
YoY	22.7
MoM	0.01

March 17	
Average	148.7
YoY	35.7
MoM	1.35

April 17	
Average	149.8
YoY	50.1
MoM	0.7

December 16	
Average	145.9
YoY	56.1
MoM	-0.3

May 17	
Average	149.4
YoY	10.1
MoM	-0.3



November 17	
Average	144.5
YoY	-1.2
MoM	0.1

December 17	
Average	146.0
YoY	0.1
MoM	1.0

June 17	
Average	149.9
YoY	-7.9
MoM	0.3

October 17	
Average	144.4
YoY	-1.9
MoM	-2.5

September 17	
Average	148.2
YoY	0.3
MoM	-1.4

August 17	
Average	150.3
YoY	1.2
MoM	-0.3

July 17	
Average	150.7
YoY	0.3
MoM	0.5

PRICES PER LITRE NGN

State	Jan-16	Feb-16	Mar-16	Apr-16	May-16	Jun-16	Jul-16	Aug-16	Sep-16	Oct-16	Nov-16	Dec-16	Jan-17	Feb-17	Mar-17	Apr-17	May-17	Jun-17	Jul-17	Aug-17	Sep-17	Oct-17	Nov-17	Dec-17	Year on Year % (Dec 2016-Dec 2017)	Month on Month % Nov 2017-Dec 2017	
Abia	119.3	112.2	118.1	124.7	149.3	147.9	152.1	147.2	147.1	148.3	146.8	147.1	148.6	147.5	150.4	148.5	151.9	149.7	147.0	144.7	144.5	147.86	147.50	220.40	49.8	49.4	
Abuja	99.6	92.7	104.9	107	145	145	145	145	143.3	146.3	144.6	145	144.2	145.0	145.0	145.0	145.0	145.0	145.0	143.5	142.0	144.00	144.00	146.53	1.1	1.8	
Adamawa	93.5	111.7	113.6	118.5	145	156.7	145	145	145	145	146.3	145	145	145.0	153.3	156.7	160.0	162.5	160.0	144.0	143.0	146.67	145.00	170.00	17.2	17.2	
Akwa Ibom	120	102.5	118	180	145.3	145.7	157.8	146	142.5	146.3	145.9	143.8	145.9	150.0	149.3	147.5	149.4	149.6	145.0	144.6	143.3	146.00	150.33	166.50	15.8	10.8	
Anambra	119.8	109.4	116.5	119.9	147.1	145.5	147.3	149.6	144.5	145.9	145.2	147.9	145.7	147.3	148.0	147.7	147.9	148.3	147.1	144.6	144.1	145.71	145.86	210.00	42.0	44.0	
Bauchi	117.3	94.2	156.7	128.6	151.3	145	145.1	146.4	146.7	145.9	148.9	147.2	149.2	148.9	147.8	150.5	147.5	152.5	145.4	145.0	144.6	147.38	144.90	159.75	8.5	10.2	
Bayelsa	96.1	120.1	116	186.3	162.7	152.2	165.7	164.3	147.2	147.3	146	151.5	153.3	155.0	161.3	159.1	153.5	160.4	145.0	144.8	147.1	147.08	150.50	172.69	14.0	14.7	
Benue	121.7	104.8	131.7	134.5	162.3	146	148.3	145	146.4	145.9	148.7	145	145.5	157.5	152.5	155.0	158.2	151.3	159.1	143.5	143.6	150.83	145.50	172.67	19.1	18.7	
Borno	96.4	87.9	87	179.3	152.1	173	144.3	143.8	148.5	147.2	144	145	161.1	157.1	151.0	160.5	160.0	152.9	160.5	144.5	144.4	145.23	147.00	158.44	10.0	8.5	
Cross River	115.2	116.7	160.4	167.8	157.5	151.7	152.2	144.6	154.6	146.4	150.4	148.8	145	150.9	148.1	147.8	149.6	148.4	145.0	143.4	144.0	148.40	145.00	207.14	39.2	42.9	
Delta	98.5	87.5	112.1	178.1	147.9	145.6	144.8	144.9	143.7	144.6	145.9	144.8	144.4	144.8	145.0	145.9	145.0	145.8	145.0	144.7	144.6	145.00	145.86	175.00	20.9	20.0	
Ebonyi	112.1	104.5	155	166.4	165	151.7	147.1	147.9	147.6	147	147.2	148.6	156.5	156.7	152.1	157.5	152.5	156.4	147.9	144.3	145.5	148.57	148.57	162.50	9.4	9.4	
Edo	100.3	86.5	129.7	194.3	146.3	145	145	145	145	145	145	145.5	147	148.1	149.6	150.3	145.3	145.0	145.0	144.8	144.9	145.06	145.75	170.00	16.8	16.6	
Ekiti	106.1	96.6	127.5	202.8	156.4	145.3	145.2	144.7	144.6	145	144.9	144.9	144.6	145.0	145.0	145.0	145.0	145.0	145.0	144.7	143.1	143.73	146.17	146.00	0.8	-0.1	
Enugu	118.3	101.4	111.6	178.1	149.4	150.4	145.5	150	148.7	145.8	147.1	150	148.3	150.2	154.5	152.9	152.0	154.5	149.0	145.0	145.8	147.17	145.00	200.50	33.7	38.3	
Gombe	99.9	97.4	151.7	182.2	149.4	149.4	145	148.3	145.6	144.7	145	145	145	145.0	145.0	152.7	172.5	167.5	152.7	144.0	145.0	144.80	145.00	160.00	10.3	10.3	
Imo	111	101.2	114	103.5	147.2	146.1	145.9	145.9	146.1	145.9	145.9	145.7	144.6	149.1	149.5	148.9	148.8	147.6	147.4	143.4	145.1	147.75	144.40	160.59	10.2	11.2	
Jigawa	104.7	98.8	143.1	170.6	145.3	145.4	145	144.7	144.5	146.5	144.3	144.5	151	147.9	148.3	145.6	147.3	145.8	145.7	143.9	145.2	143.80	145.50	165.00	14.2	13.4	
Kaduna	95.7	90.6	139.8	163.3	144.6	145.6	162	152.3	151.8	145.9	147.6	145	149.3	145.6	153.0	145.0	149.7	148.8	145.0	144.8	145.5	144.83	145.00	162.81	12.3	12.3	
Kano	99.1	90.4	124.3	165.1	145	145	144.6	145	145	146	145.6	148.5	145.8	145.0	145.0	147.9	145.4	145.3	145.0	144.2	144.6	144.27	144.93	165.00	11.1	13.8	
Katsina	95.5	88	155.6	129.4	148.6	148.9	144.8	144.5	144.7	144.8	143.8	145.5	147.8	145.6	145.9	145.8	145.0	150.3	145.0	144.4	144.1	143.73	144.08	160.00	10.0	11.0	
Kebbi	117.1	111.8	139.8	165.2	147.3	151	152.8	153.2	148	146.6	149.3	151.5	146.9	154.4	153.8	160.5	157.9	157.1	145.0	145.0	145.6	148.55	145.00	210.08	38.7	44.9	
Kogi	117.1	111.3	118.5	182	148.5	148.9	146	155	150.4	147.3	146.5	150	144.7	152.0	154.0	146.5	148.9	148.9	146.7	144.6	144.6	146.67	145.00	200.00	33.3	37.9	
Kwara	112.6	98.8	111.3	189.6	156.7	151.9	148.8	145	146.5	145	149.1	151.6	145.2	145.7	145.0	148.8	153.0	145.5	145.9	145.0	144.1	145.75	145.00	170.00	12.1	17.2	
Lagos	91.1	87	90.1	92.5	144.8	145	145	145	146.3	144.9	144.3	144.3	152.1	144.9	147.5	147.9	145.0	145.7	145.3	143.3	143.2	144.33	144.33	149.87	3.9	3.8	
Nasarawa	120.5	99.1	166.7	172	160.6	151.7	155.4	154.4	147	148.5	148.6	150	145.1	147.0	145.9	149.7	148.1	146.1	149.4	143.0	145.0	145.67	144.00	180.00	20.0	25.0	
Niger	112.3	94	121.6	150.9	145	145	145.6	146.8	146.3	145.9	146.4	146.7	147	145.5	149.4	147.0	145.6	148.7	148.4	144.3	144.3	145.00	145.50	170.00	15.9	16.8	
Ogun	91.5	86.5	115	163.5	145.9	145	145.3	145	144.3	145	145	145.9	152	145.0	144.9	145.0	145.0	145.0	145.0	145.0	143.5	142.9	144.73	144.73	168.00	15.1	16.1
Ondo	120.1	102.8	124.5	185.5	145.2	145.6	144.9	144.9	144.5	144.9	144.9	145	155	145.2	146.3	145.2	145.3	145.3	145.0	143.3	142.9	145.59	144.90	160.00	10.3	10.4	
Osun	100.5	89.7	109.8	193.9	145.3	145	143.7	144.6	143.4	144.3	144.6	144.4	156.1	144.7	145.0	145.0	145.0	145.0	145.0	145.0	142.8	144.47	144.33	168.00	16.3	16.4	
Oyo	91.5	87.2	111.2	133.7	145.2	144.9	144.1	144.5	144.7	145.3	144.4	143.9	161	145.1	145.7	145.3	145.3	145.5	146.1	143.2	143.3	144.31	145.13	167.50	16.4	15.4	
Plateau	147.5	93.1	113.5	133.4	145	148.8	145	144.4	146.4	144.5	145	145	146.1	147.9	149.6	146.5	145.6	148.5	145.8	146.4	145.3	145.11	143.60	170.00	17.2	18.4	
Rivers	102.5	106.7	133.7	174.3	150	148.5	151.5	147.7	147.3	146.9	147	145.1	145	151.1	151.3	149.6	157.4	145.6	146.0	145.8	145.6	145.25	147.00	160.00	10.3	8.8	
Sokoto	110.5	111.8	160	168.3	147.1	145	145	151.9	145	145	145	146.4	155	162.1	152.9	150.0	157.9	150.7	145.0	145.3	143.6	146.00	145.88	168.00	14.8	15.2	
Taraba	120.7	111.7	153.3	117.1	161.1	160	162.8	143.3	146.5	145.7	150.8	150	146.9	161.7	148.0	158.6	162.0	156.3	157.7	145.0	146.1	145.00	146.66	156.11	10.7	13.3	
Yobe	96.8	112.9	145.5	183.8	161.2	152.3	145	148.3	151.7	150	162	148.8	147	177.0	161.7	168.3	156.4	168.0	170.0	145.3	149.7	152.50	145.75	166.00	11.6	13.9	
Zamfara	91.6	90	149.3	134.5	145	144.5	145	144.7	146.3	145.5	145.5	145.3	145.7	146.4	147.0	145.3	146.8	146.3	145.9	145.4	144.2	144.94	144.70	170.00	17.0	17.5	
AVERAGE	109.6	99.8	115.7	161.8	150.3	148.3	147.7	147.3	146.3	145.9	146.7	146.7	148.7	149.8	149.4	149.9	150.7	150.3	144.4	144.4	145.6	145.6	171.8	171.8	17.1	18.0	
Year on Year	5.7	7.3	30.7	56.4	27	32.5	37.6	40.9	53.8	56.1	27.2	22.7	35.7	50.1	10.1	-7.9	0.3	1.2	-	-	-	-	-	-	-0.7	17.1	
Month on Month	-8.4	-9	36	20	-7.7	-1.2	-0.6	-0.3	-0.6	-0.1	0.9	0.01	1.35	0.7	-0.3	0.3	0.5	-0.3	-	-	-	-	-	-	-0.3	18.0	

Methodology

Field work is done solely by over 700 NBS Staff in all States of the federation supported by supervisors who are monitored by internal and external observers.

Fuel Prices are collected across all the 774 local governments across all States and the FCT from over 10,000 respondents and locations and reflect actual prices households state they actually bought those fuels together with the prices reportedly sold by the fuel suppliers.

The average of all these prices is then reported for each state and the average for the country is the average for the state.

NBS audit team subsequently conducts randomly selected verification of prices recorded.

Acknowledgements/Contacts

Acknowledgements

We acknowledge our technical partners, Proshare in the design, concept and production of this publication.





Contact Us

 @nigerianstat

 NBSNigeria

 www.nigerianstat.gov.ng

 **Head Office Address**
Plot 762, Independence Avenue, Central
Business District, FCT, Abuja Nigeria.

 +234 803 386 5388

 feedback@nigerianstat.gov.ng