

Automotive Gas Oil (Diesel) Price Watch

(NOVEMBER 2017)

Report Date: December 2017

Data Source: National Bureau of Statistics



NATIONAL BUREAU OF STATISTICS

Contents

Executive Summary	1
Average Diesel Prices Across States	2
Average Diesel Prices Across Zones	3
12 Months Average Prices	4
Appendix - Tables	5
Methodology	6
Acknowledgment and Contact	7

Executive Summary

Average price paid by consumers for automotive gas oil (diesel) decreased by -1.33% month-on-month and increased by 1.84% year-on-year to N199.26 in November 2017 from N201.96 in October 2017.


States with the highest average price of diesel were Kebbi (N219.37) Taraba (N217.50) and Sokoto (N216.66)

States with the lowest average price of diesel were Bayelsa (N175.71), Delta (N182.92) and Nasarawa (N183.75).

Automotive Gas Oil (Diesel) Price Watch - November 2017



Average Diesel Prices Across States



STATES WITH THE HIGHEST AVERAGE PRICES IN NOVEMBER 2017

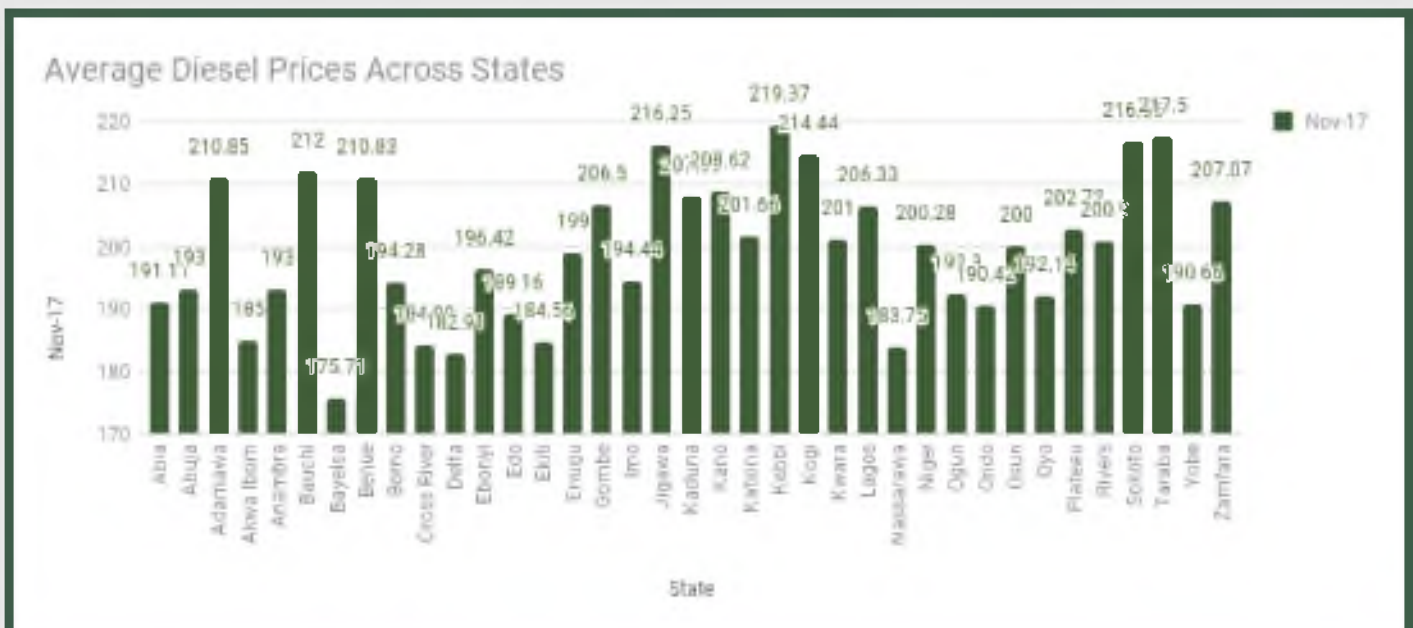


STATES WITH THE LOWEST AVERAGE PRICES IN NOVEMBER 2017



	Nov-17	YoY	MoM
KEBBI	219.37	5.14	1.15
TARABA	217.50	15.69	9.57
SOKOTO	216.66	11.11	13.61

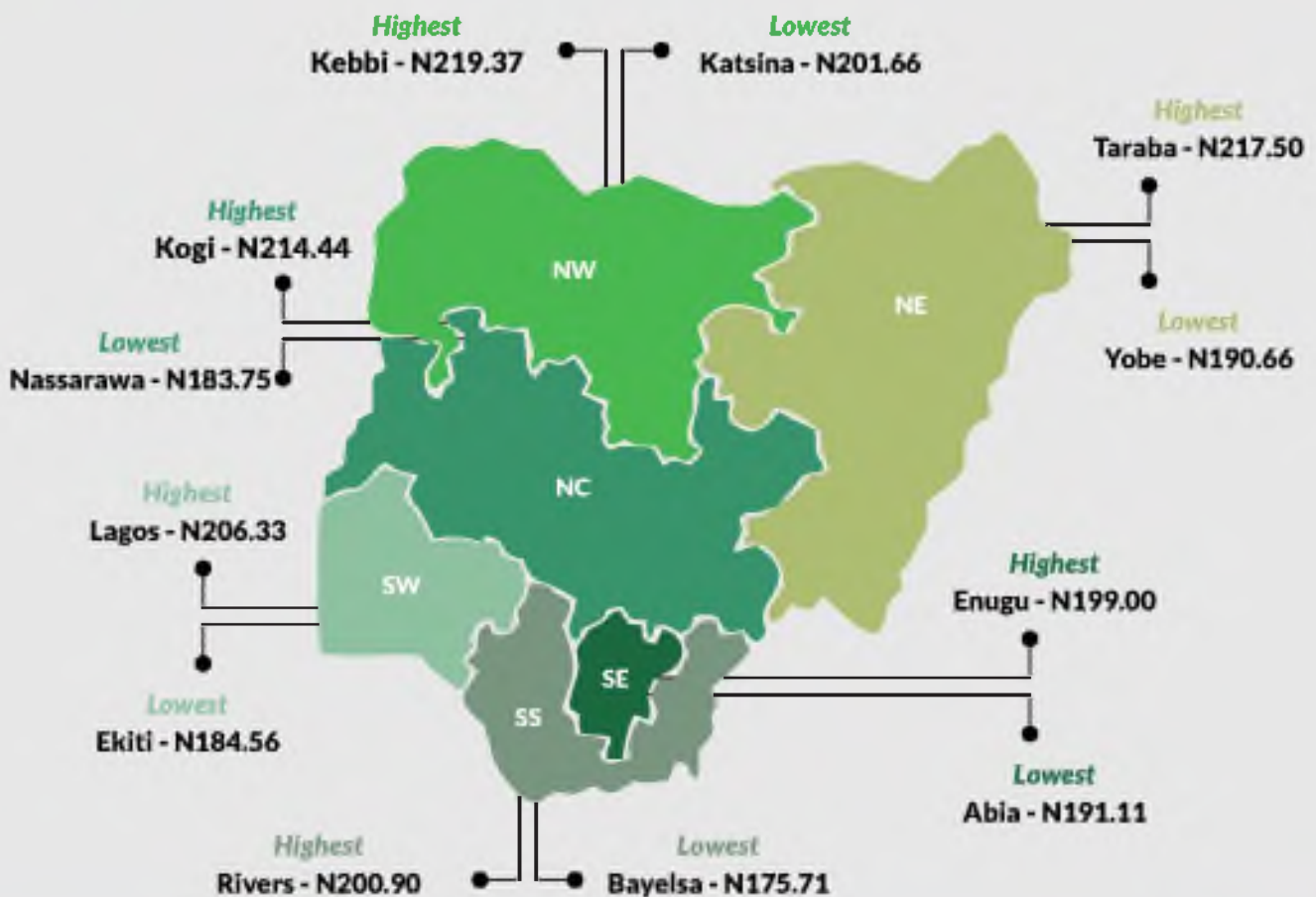

	Nov-17	YoY	MoM
NASSARAWA	183.75	-5.77	-5.63
DELTA	182.91	0.00	-3.76
BAYELSA	175.71	13.38	-10.15



Automotive Gas Oil (Diesel) Price Watch - November 2017



Average Diesel Prices Across Zones



Automotive Gas Oil (Diesel) Price Watch - November 2017



12 Months Average Prices

December 16	
Average	196.25
YoY	19.48
MoM	0.30

January 17	
Average	240.52
YoY	50.06
MoM	22.56

February 17	
Average	249.38
YoY	68.74
MoM	3.68

March 17	
Average	234.55
YoY	60.44
MoM	-5.94

November 16	
Average	195.67
YoY	19.92
MoM	4.49



April 17	
Average	229.25
YoY	50.67
MoM	-2.26

October 17	
Average	201.96
YoY	7.85
MoM	9.28

November-17	
Average	199.26
YoY	1.84
MoM	-1.33

May 17	
Average	216.30
YoY	45.35
MoM	-5.65

September 17	
Average	184.80
YoY	-4.10
MoM	-5.83

August 17	
Average	196.23
YoY	-0.15
MoM	-0.70

July 17	
Average	197.62
YoY	-4.32
MoM	-6.08

June 17	
Average	210.42
YoY	14.73
MoM	-2.72

AVERAGE DIESEL (AUTOMATIVE GAS OIL) PRICES/ Litre NGN

STATE	Year on Year %																	Month on Month %							
	Jan-16	Feb-16	Mar-16	Apr-16	May-16	Jun-16	Jul-16	Aug-16	Sep-16	Oct-16	Nov-16	Dec-16	Jan-17	Feb-17	Mar-17	Apr-17	May-17	Jun-17	Jul-17	Aug-17	Sep-17	(Nov 2016-Nov 2017)	Oct 2017-Nov 2017		
Abia	152.59	146.76	141.25	144.41	141.88	179.47	201.25	190.36	195.23	190.36	192.79	202.14	237.50	248.08	225.00	241.25	216.15	202.69	185.36	175.83	184.44	-0.87	-4.84		
Abuja	158.00	145.00	160.00	155.00	142.22	178.75	204.00	194.00	189.50	180.00	182.50	180.00	270.00	252.00	255.00	248.00	208.00	221.25	185.12	184.23	183.00	5.75	-4.30		
Adamawa	147.00	145.00	147.18	132.50	145.00	180.00	205.00	190.00	193.75	180.00	193.50	185.00	230.50	280.00	250.00	252.50	236.67	227.50	230.00	190.00	175.00	8.97	-3.06		
Akwa Ibom	156.25	140.00	141.00	141.67	145.00	181.43	202.50	192.00	200.00	188.57	197.50	199.55	247.50	260.00	216.25	231.43	208.33	207.73	189.55	180.45	180.00	-6.33	-4.15		
Anambra	146.92	133.33	126.00	130.67	130.67	177.67	200.00	192.50	185.00	183.67	190.15	191.79	235.45	249.55	237.27	225.45	200.56	184.17	185.00	199.67	178.00	1.50	-7.42		
Bauchi	178.00	152.50	145.00	157.00	135.00	185.71	205.00	192.14	198.33	181.67	187.00	185.83	232.50	226.00	253.00	228.33	211.67	212.50	187.83	195.00	188.57	13.37	2.17		
Bayelsa	180.00	160.00	188.57	174.29	150.00	192.50	200.63	192.88	186.67	189.55	202.86	203.75	270.00	250.00	205.56	208.57	210.83	202.73	188.50	184.09	192.50	-13.38	-10.15		
Benue	160.00	152.00	135.00	167.00	150.00	166.67	202.86	210.00	210.00	189.17	202.14	190.00	254.17	255.71	246.00	245.35	231.43	213.33	213.00	213.33	186.25	4.30	9.05		
Borno	167.00	168.25	155.00	165.00	165.00	221.67	225.00	195.00	201.25	192.00	206.25	197.50	230.91	271.00	224.00	224.00	206.25	213.33	218.00	214.50	190.56	-5.80	2.42		
Cross River	169.17	160.00	153.57	202.86	188.13	181.11	202.86	198.64	187.78	185.26	188.64	209.09	256.36	250.00	227.08	232.35	222.69	214.00	203.33	205.44	187.31	-2.41	-3.26		
Delta	142.50	148.67	135.83	137.00	138.75	180.00	203.75	197.31	183.18	187.73	182.92	198.08	256.77	253.75	241.36	225.50	200.83	191.25	180.00	212.33	184.17	0.00	-3.76		
Ebonyi	160.71	147.86	148.57	152.83	145.00	180.00	202.86	192.43	185.00	190.00	193.33	197.86	240.77	272.50	217.50	220.00	202.50	200.00	180.71	174.29	185.00	1.60	-4.65		
Edo	154.44	143.21	135.50	142.50	140.00	179.62	200.00	200.45	193.08	188.23	194.17	206.18	237.78	261.25	248.85	212.73	202.00	195.36	184.69	194.72	183.93	-2.58	-5.18		
Ekiti	155.42	155.00	151.47	151.20	145.83	175.00	204.41	198.33	197.37	193.30	196.11	195.94	242.56	244.71	241.92	238.33	208.13	216.33	199.74	194.64	192.33	-5.89	-12.75		
Enugu	150.35	140.14	136.30	139.00	136.11	185.00	201.39	199.29	193.21	190.94	196.07	198.44	230.78	250.28	232.81	221.67	209.44	198.82	180.38	178.33	185.00	1.49	-7.08		
Gombe	155.19	120.00	142.78	146.27	141.68	180.00	205.00	198.50	180.00	185.00	200.00	180.00	233.33	256.67	217.50	200.00	200.00	200.00	200.00	205.00	202.50	3.25	2.12		
Imo	151.43	146.88	141.79	148.17	137.94	175.24	200.50	202.14	196.82	192.73	195.43	197.40	246.11	259.17	241.11	225.28	210.53	212.50	192.04	225.87	190.21	-0.51	-6.29		
Jigawa	162.50	142.69	146.43	160.83	144.62	186.36	201.67	198.00	196.07	189.64	191.25	197.69	238.50	243.00	226.21	226.82	206.00	205.91	191.73	185.67	184.06	13.07	-2.63		
Kaduna	163.64	151.88	143.13	162.50	156.67	178.57	203.18	192.92	198.08	192.17	194.58	190.00	236.88	228.50	214.09	215.00	208.75	203.50	195.83	192.27	188.50	6.82	5.24		
Kano	153.60	144.56	149.50	147.89	155.14	186.67	202.50	202.50	198.33	191.00	200.50	207.50	231.25	255.00	247.50	233.13	224.00	218.00	220.89	200.38	189.22	4.05	-3.72		
Katsina	145.50	143.13	135.00	150.50	140.00	194.00	211.11	195.22	184.88	191.50	195.50	202.22	252.19	237.00	236.25	230.42	226.00	211.18	207.22	187.22	178.33	3.15	4.25		
Kebbi	200.77	155.50	212.78	192.27	187.78	200.00	229.09	194.55	199.38	192.00	208.64	210.42	235.83	240.71	230.00	223.50	219.17	224.09	220.00	216.00	179.00	5.14	1.15		
Kogi	166.33	152.14	152.00	135.00	152.50	180.00	201.25	190.00	196.67	181.82	186.25	186.00	235.38	250.00	260.00	249.00	229.50	217.50	210.83	204.44	175.00	15.14	12.18		
Kwara	160.33	142.67	153.57	135.00	146.00	185.21	223.33	202.00	198.89	193.34	187.86	191.67	238.33	253.33	263.57	220.00	219.38	235.56	202.00	203.33	170.00	7.00	4.94		
Lagos	149.38	155.25	143.44	147.37	143.25	175.56	202.14	194.47	188.11	187.00	195.59	196.58	230.00	252.19	242.62	236.94	230.00	205.95	187.19	179.82	185.29	5.49	7.76		
Nassarawa	162.50	161.50	161.11	152.78	167.69	183.64	205.00	208.89	196.57	183.00	195.00	196.43	237.78	251.25	250.50	246.91	227.08	221.82	185.00	176.25	180.00	-5.77	-5.63		
Niger	187.00	164.17	151.00	169.00	179.38	188.33	204.29	197.14	198.00	183.89	188.00	190.00	233.33	248.57	226.43	237.50	236.43	230.00	220.00	224.23	181.43	6.53	-2.89		
Ogun	146.79	140.38	135.00	129.62	132.50	172.86	207.15	198.46	183.46	186.69	199.87	204.09	238.33	245.38	238.00	220.38	210.50	220.45	180.08	177.73	184.00	-3.79	-1.38		
Ondo	156.00	145.56	138.57	142.37	150.33	177.50	206.25	191.58	185.67	181.13	201.50	206.67	233.00	248.33	254.38	251.25	228.46	212.81	183.33	182.86	180.00	-5.50	-7.56		
Osun	150.00	141.18	132.69	126.00	129.17	181.00	206.00	203.53	192.00	191.35	197.94	203.57	255.00	220.00	242.53	218.00	206.43	192.50	185.77	170.36	183.46	1.04	-8.05		
Oyo	148.44	139.83	134.50	130.67	140.00	181.05	207.50	197.89	194.44	188.06	197.39	203.53	230.00	226.67	242.19	230.76	207.14	202.11	168.67	178.20	187.94	-2.66	-9.58		
Plateau	152.50	138.00	134.00	175.80	150.00	181.88	201.25	197.71	203.33	178.13	190.00	182.50	239.00	245.00	209.17	228.75	223.13	202.50	206.11	206.50	176.67	6.69	3.96		
Rivers	155.14	160.00	153.33	161.67	160.00	191.11	200.00	194.40	186.67	183.81	220.00	210.00	241.71	250.00	212.14	210.00	210.71	211.15	213.06	193.21	190.00	-8.68	2.67		
Sokoto	223.13	132.50	146.00	150.00	143.33	180.00	203.00	188.67	180.56	187.14	195.00	187.50	239.17	248.33	248.33	250.00	255.71	227.14	222.86	227.86	180.00	11.11	13.61		
Taraba	175.00	160.00	138.33	165.00	145.00	200.00	249.00	191.20	188.33	180.00	188.00	185.00	230.00	255.18	216.67	234.29	218.57	221.67	228.57	221.43	198.00	15.69	9.57		
Yobe	133.33	140.00	110.00	155.00	155.00	183.33	205.00	189.60	175.00	191.67	200.00	180.00	236.88	250.00	220.00	210.00	200.00	203.89	190.34	188.93	180.00	-4.67	-0.81		
Zamfara	153.75	152.50	154.00	153.08	149.38	179.33	206.54	206.82	209.09	186.92	205.63	211.43	233.75	237.86	217.69	228.75	230.00	204.29	189.36	216.25	197.91	0.70	-5.34		
STATES AVERAGE	161.29	147.78	148.14	151.13	148.11	183.41	206.55	196.53	192.89	187.25	195.67	196.25	241.51	249.18	234.51	229.23	224.38	210.42	197.82	196.23	184.81	20.96	199.22	1.84	-1.13
Month-on-Month	-3.42	-7.80	-1.08	4.08	-2.20	21.25	12.81	-8.81	-1.81	-2.82	4.89	0.20	22.50	3.80	-5.96	-2.26	-5.65	-2.72	-6.08	-3.70	-5.83	9.18	-1.39		
Year-on-Year						20.72	11.89	25.69	25.87	20.05	19.92	19.98	30.06	85.71	80.44	80.67	45.35	14.73	-4.32	-8.15	-4.30	7.01	1.84		

STATES WITH THE HIGHEST AVERAGE PRICES	
KEBBI	219.37
TARABA	217.50
SOKOTO	216.66

STATES WITH THE LOWEST AVERAGE PRICES	
NASSARAWA	183.75
DELTA	182.91
BAYELSA	175.71

Methodology

Field work is done solely by over 700 NBS Staff in all States of the federation supported by supervisors who are monitored by internal and external observers.

Fuel Prices are collected across all the 774 local governments across all States and the FCT from over 10,000 respondents and locations and reflect actual prices households state they actually bought those fuels together with the prices reportedly sold by the fuel suppliers.

The average of all these prices is then reported for each state and the average for the country is the average for the state.

NBS audit team subsequently conducts randomly selected verification of prices recorded.

Acknowledgements/Contacts

Acknowledgements

We acknowledge our technical partners, Proshare in the design, concept and production of this publication.





Contact Us

 @nigerianstat

 NBSNigeria

 www.nigerianstat.gov.ng

 **Head Office Address**
Plot 762, Independence Avenue, Central
Business District, FCT, Abuja Nigeria.

 +234 803 386 5388

 feedback@nigerianstat.gov.ng