

Liquefied Petroleum Gas (Cooking Gas) Price Watch

NOVEMBER 2017)

Report Date: December 2017

Data Source: National Bureau of Statistics (NBS)



NATIONAL BUREAU OF STATISTICS

Contents

Executive Summary	1
Average Cooking Gas Prices Across States – 5KG Refilling	2
Average Cooking Gas Prices Across Zones – 5KG Refilling	3
12 Month Average Prices – 5KG Refilling	4
Average Cooking Gas Prices Across States – 12.5KG Refilling	5
Average Cooking Gas Prices Across Zones – 12.5KG Refilling	6
12 Month Average Prices – 12.5KG Refilling	7
Appendix - Tables	8
Methodology	10
Acknowledgment and Contact	11

Executive Summary

Average price for the refilling of a 5kg cylinder for Liquefied Petroleum Gas (Cooking Gas) increased by 0.16% month-on-month and 21.16% year-on-year to N2,377.81 in November 2017 from N2,374.07 in October 2017.

States with the highest average price for the refilling of a 5kg cylinder for Liquefied Petroleum Gas (Cooking Gas) were Benue (N2,740.00), Osun (N2,616.66) and Enugu (N2,563.00).

States with the lowest average price for the refilling of a 5kg cylinder for Liquefied Petroleum Gas (Cooking Gas) were Kogi (N2,100.00), Plateau (N2,008.33) and Abuja (N2,000.00).

Similarly, average price for the refilling of a 12.5kg cylinder for Liquefied Petroleum Gas (Cooking Gas) decreased by -0.41% month-on-month and increased by 13.10% year-on-year to N4,542.30 in November 2017 from N4,561.14 in October 2017.

States with the highest average price for the refilling of a 12.5kg cylinder for Liquefied Petroleum Gas (Cooking Gas) were Bayelsa (N4,733.33), Sokoto & Zamfara (N4,700.00) and Adamawa (N4,697.25).

States with the lowest average price for the refilling of a 12.5kg cylinder for Liquefied Petroleum Gas (Cooking Gas) were Osun (N4,395.00), Kebbi (N4,380.00) and Enugu (N4,090.00).

Liquefied Petroleum Gas (Cooking Gas) Price Watch - November 2017

Average Cooking Gas Prices Across States - 5KG Refilling



YoY = **21.16%**

N1,962.55

November 2016 Average



AVERAGE

N2,377.81



MoM = **0.16%**

N2,374.07

October 2017 Average

STATES WITH THE HIGHEST AVERAGE PRICES IN NOVEMBER 2017



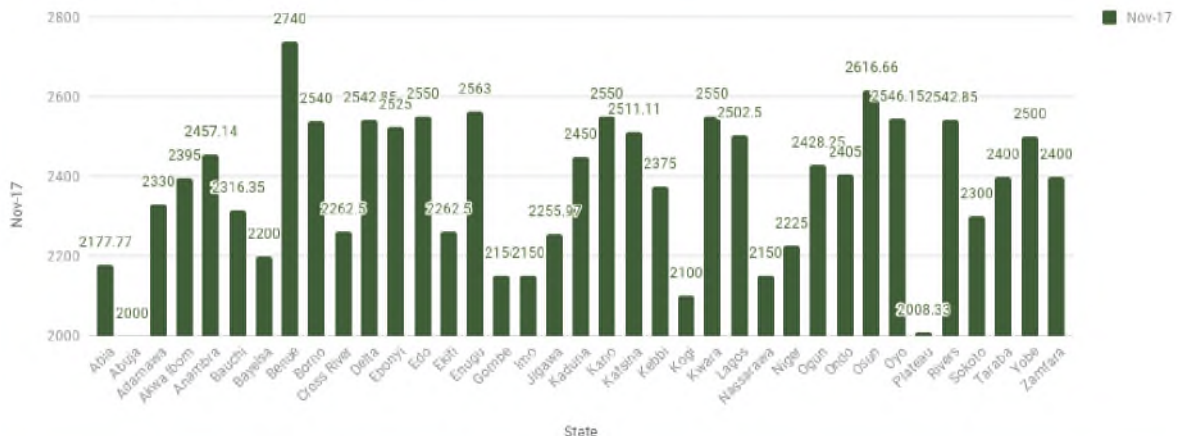
	Nov-17	YoY	MoM
BENUE	2,740.00	20.70	17.67
OSUN	2,616.66	30.83	4.67
ENUGU	2,563.00	34.89	9.06

STATES WITH THE LOWEST AVERAGE PRICES IN NOVEMBER 2017



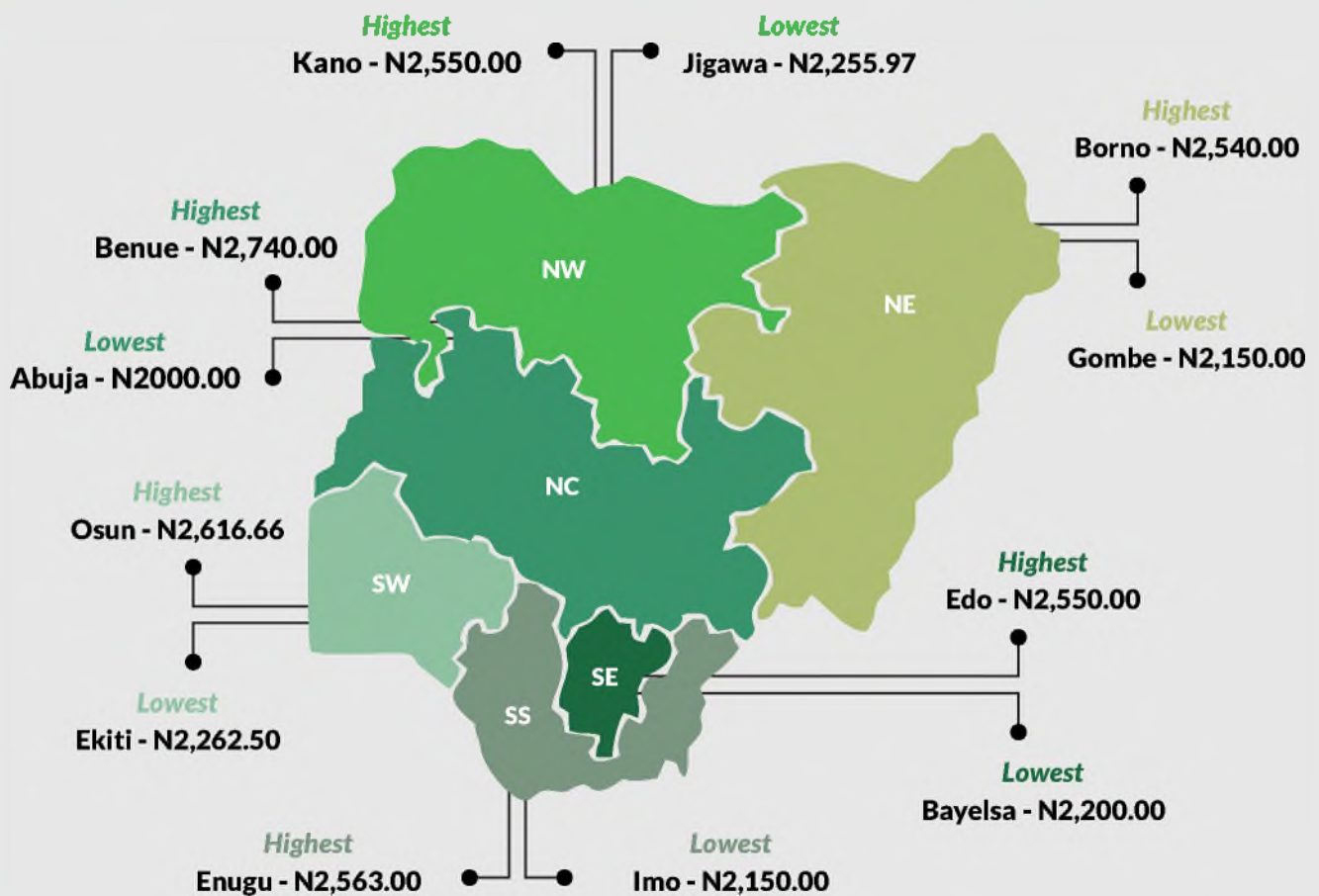
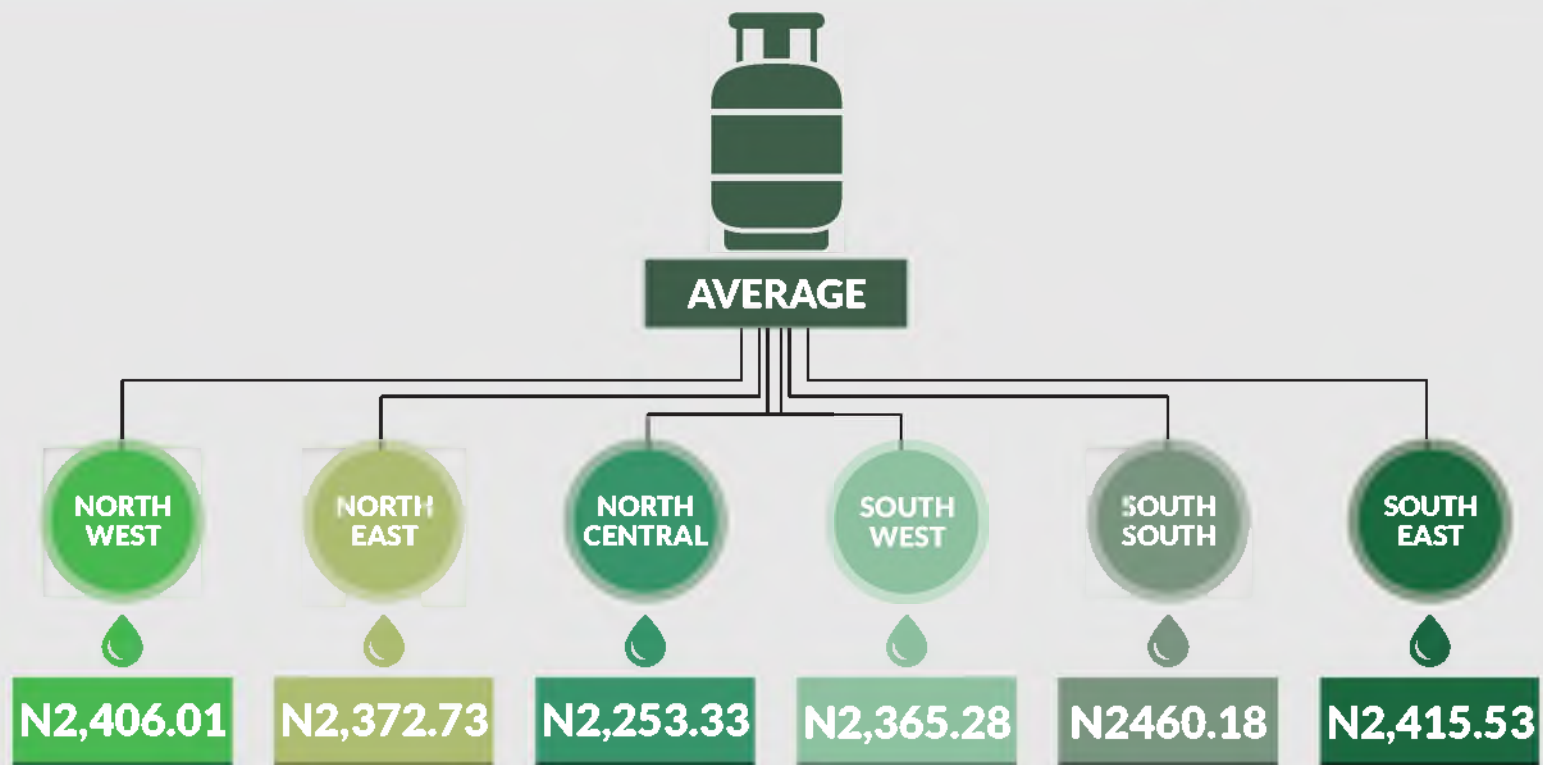
	Nov-17	YoY	MoM
KOGI	2,100.00	13.77	-12.50
PLATEAU	2,008.33	-4.37	-16.67
ABUJA	2,000.00	10.80	-16.67

Average Cooking Gas Prices Across State



Liquefied Petroleum Gas (Cooking Gas) Price Watch - November 2017

Average Cooking Gas Prices Across Zones - 5KG Refilling



Liquefied Petroleum Gas (Cooking Gas) Price Watch - November 2017



12 Month Average Prices - 5KG Refilling

December 16	January 17	February 17	March 17
Average 2,002.16	Average 2,567.56	Average 2,708.38	Average 2,493.59
YoY -----	YoY 39.39	YoY 45.59	YoY 35.57
MoM -----	MoM 28.24	MoM 5.48	MoM -7.93

November 16	April 17
Average 1,962.55	Average 2,428.38
YoY -----	YoY 30.35
MoM -----	MoM -2.61

AVERAGE


October 17	November 16	May 17
Average 2,374.07	Average 2,377.81	Average 2,446.57
YoY 14.86	YoY 0.16	YoY 31.96
MoM 24.20	MoM 21.16	MoM 0.75

September 17	August 17	July 17	June 17
Average 1,911.44	Average 1,990.71	Average 2,226.21	Average 2,215.96
YoY -1.40	YoY 3.25	YoY 7.49	YoY 12.91
MoM -3.98	MoM -10.58	MoM 0.46	MoM -9.43

Liquefied Petroleum Gas (Cooking Gas) Price Watch - November 2017



Average Cooking Gas Prices Across States - 12.5KG Refilling



STATES WITH THE HIGHEST AVERAGE PRICES IN NOVEMBER 2017



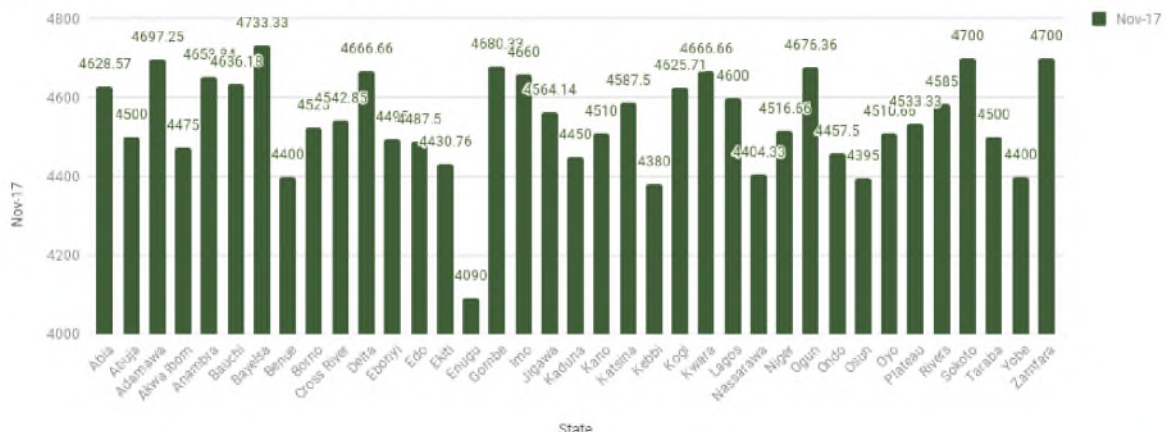
	Nov-17	YoY	MoM
BAYELSA	4,733.33	-0.35	7.58
SOKOTO	4,700.00	8.67	-1.40
ZAMFARA	4,700.00	25.33	0.53

STATES WITH THE LOWEST AVERAGE PRICES IN NOVEMBER 2017



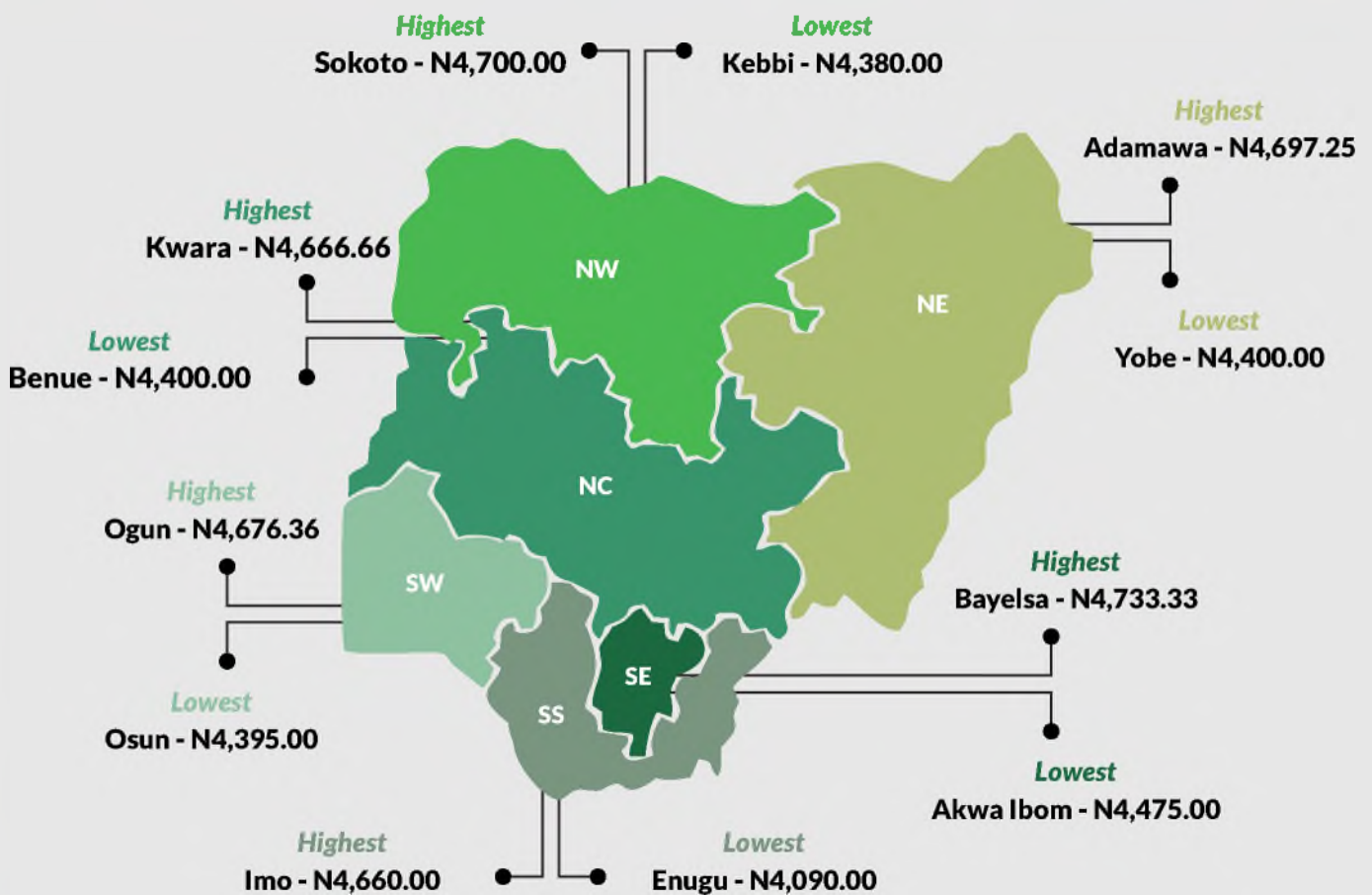

	Nov-17	YoY	MoM
OSUN	4,395.00	4.64	-3.41
KEBBI	4,380.00	20.55	-0.90
ENUGU	4,090.00	-15.67	-9.86

Average Cooking Gas Prices Across State



Liquefied Petroleum Gas (Cooking Gas) Price Watch - November 2017

Average Cooking Gas Prices Across Zones - 12.5KG Refilling



Liquefied Petroleum Gas (Cooking Gas) Price Watch - November 2017



12 Month Average Prices - 12.5KG Refilling

December 16	
Average	4,071.63
YoY	-----
MoM	-----

January 17	
Average	5,508.16
YoY	49.82
MoM	35.28

February 17	
Average	5,345.87
YoY	45.49
MoM	-2.95

March 17	
Average	4,923.47
YoY	33.27
MoM	-7.90

November 16	
Average	4016.09
YoY	-----
MoM	-----



April 17	
Average	4,830.22
YoY	28.93
MoM	-1.89

October 17	
Average	4,561.14
YoY	2.84
MoM	15.83

November 16	
Average	4,542.30
YoY	13.10
MoM	-0.41

May 17	
Average	4,957.88
YoY	33.11
MoM	2.64

September 17	
Average	3,937.71
YoY	-3.40
MoM	-2.60

August 17	
Average	4,042.85
YoY	1.63
MoM	-7.57

July 17	
Average	4,374.16
YoY	0.36
MoM	-2.25

June 17	
Average	4,474.91
YoY	9.37
MoM	-9.74

											Year on Year % (nov 2016-nov 2017)	Month on Month % oct 2017-nov 2017
Jan-17	Feb-17	Mar-17	Apr-17	May-17	Jun-17	Jul-17	Aug-17	Sep-17	Oct-17	Nov-17		
5150.00	5462.50	4875.00	4900.00	4835.71	4400.00	4564.29	4031.25	3811.11	4712.50	4628.57	21.80	(1.78)
5200.00	5100.00	4800.00	5000.00	4860.00	4540.00	4625.00	3920.00	4000.00	4433.33	4500.00	16.88	1.50
5800.00	5000.00	4900.00	4500.00	5000.00	4900.00	4875.00	3960.00	3800.00	4550.00	4697.25	18.17	3.24
5740.00	6000.00	4840.00	4940.00	5100.00	4750.00	4833.33	4100.00	3800.00	4650.00	4475.00	5.29	(3.76)
5620.00	5616.67	5100.00	5071.43	5242.86	4485.71	5090.00	4088.46	3910.00	4692.31	4653.84	23.87	(0.82)
5500.00	5000.00	4833.33	4500.00	5000.00	4550.00	4750.00	4000.00	3900.00	4550.00	4636.18	15.90	1.89
5250.00	5633.33	5112.50	5081.25	5150.00	4280.00	4245.00	4088.89	3918.18	4400.00	4733.33	(0.35)	7.58
5083.33	5500.00	5250.00	5100.00	5250.00	4700.00	4750.00	4100.34	3900.00	4433.33	4400.00	15.33	(0.75)
5950.00	5833.33	5020.00	5171.43	5300.00	4357.14	4457.14	4222.22	3900.00	4560.00	4525.00	4.83	(0.77)
5675.00	6000.00	5005.00	5120.00	5330.00	4555.56	4631.82	4250.00	3900.00	4616.67	4542.85	16.04	(1.60)
5933.33	5923.08	4833.33	5041.67	5017.31	4638.46	4392.86	4340.00	3985.71	4646.43	4666.66	10.67	0.44
5750.00	5500.45	4650.00	4900.00	5041.67	4400.00	4508.33	3842.32	4000.00	4686.36	4495.00	20.13	(4.08)
5187.50	6000.00	4920.00	4936.36	4892.31	4280.00	3861.54	3896.88	4020.00	4600.00	4487.50	6.85	(2.45)
5400.00	5033.33	4800.00	4770.00	4800.00	4310.00	3950.00	4033.33	4000.00	4550.00	4430.76	26.59	(2.62)
5725.00	5412.50	4730.00	4700.00	4700.00	4406.67	4150.00	3971.43	3970.00	4537.50	4090.00	(15.67)	(9.86)
5333.33	5500.00	5033.33	5000.00	5000.00	5000.00	4800.67	4300.00	4000.00	4550.00	4680.33	23.17	2.86
5794.29	5340.00	5033.33	4975.00	5125.00	4760.00	4687.00	4162.50	4000.00	4571.43	4660.00	16.72	1.94
5166.67	5000.00	4800.00	4700.00	5000.00	4200.00	4200.55	4300.00	3900.00	4550.00	4564.14	(3.91)	0.31
5000.00	5333.33	4800.00	4880.00	5000.00	4166.67	4316.67	4233.33	3933.33	4500.00	4450.00	10.31	(1.11)
5250.00	4900.00	4650.00	4500.00	5000.00	4200.00	4100.00	4000.00	4033.33	4400.00	4510.00	17.91	2.50
5972.22	4950.00	4714.29	4671.43	4600.00	4260.00	4016.67	3933.33	4020.00	4650.00	4587.50	29.02	(1.34)
5625.00	6000.00	4887.50	4833.33	5375.00	4400.00	4265.00	4250.00	4000.00	4420.00	4380.00	20.55	(0.90)
5000.00	5000.00	4912.50	4825.00	4744.44	4325.00	4350.00	4287.50	3950.00	4631.25	4625.71	19.24	(0.12)
5902.50	5500.00	4950.00	4550.00	4650.00	4300.00	4250.11	3625.00	3816.67	4650.00	4666.66	33.29	0.36
5750.00	4797.22	4676.19	4610.53	4621.88	4333.33	3894.12	3578.95	3994.12	4581.82	4600.00	21.85	0.40
5427.78	5375.00	5150.00	4928.57	5016.67	4680.00	4650.00	4220.00	3850.00	4359.38	4404.33	22.27	1.03
5650.00	5000.00	4962.50	4666.67	4800.00	4400.00	4300.32	4225.00	3910.00	4475.00	4516.66	16.56	0.93
5030.00	4777.78	4636.36	4654.55	4800.00	4233.33	3981.25	4075.00	3856.25	4600.00	4676.36	14.06	1.66
5900.00	4902.50	4808.33	4892.86	4911.11	4383.33	4343.75	4002.78	3929.17	4550.00	4457.50	(0.55)	(2.03)
5200.00	5233.33	4862.50	4900.00	4837.50	4282.50	4059.09	3711.11	3933.33	4550.00	4395.00	4.64	(3.41)
5500.00	4322.22	5100.00	4581.25	4615.00	4118.75	3915.38	3462.50	3975.00	4450.00	4510.66	13.33	1.36
5911.11	5100.00	4910.00	4750.00	4950.00	4680.00	4333.33	3880.00	3950.00	4565.00	4533.33	(6.21)	(0.69)
5166.67	6000.00	4962.50	5000.00	5100.00	4725.00	4428.57	4253.33	3966.67	4665.00	4585.00	9.10	(1.71)
5800.00	5750.54	5200.00	5066.67	4983.33	4320.00	3900.21	4260.00	3962.50	4766.67	4700.00	8.67	(1.40)
5833.33	5000.00	5100.00	5000.00	5000.00	4850.11	4400.98	3880.00	3950.00	4450.00	4500.00	12.50	1.12
5125.00	6000.00	5500.00	4500.00	5125.00	4800.00	4600.22	4100.00	3950.00	4533.33	4400.00	23.51	(2.94)
5500.00	5000.00	4850.00	4500.00	4666.67	4600.00	4365.87	4000.00	4000.00	4675.00	4700.00	25.33	0.53
5508.16	5345.87	4923.47	4830.22	4957.88	4474.91	4374.16	4042.85	3937.71	4561.14	4542.30	13.10	(0.41)
35.28	-2.95	-7.90	-1.89	2.64	-9.74	-2.25	-7.57	-2.60	15.83	-0.41		
49.82	45.49	33.27	28.93	33.11	9.37	0.36	1.63	-3.40	2.84	13.10		

Methodology

Field work is done solely by over 700 NBS Staff in all States of the federation supported by supervisors who are monitored by internal and external observers.

Fuel Prices are collected across all the 774 local governments across all States and the FCT from over 10,000 respondents and locations and reflect actual prices households state they actually bought those fuels together with the prices reportedly sold by the fuel suppliers.

The average of all these prices is then reported for each state and the average for the country is the average for the state.

NBS audit team subsequently conducts randomly selected verification of prices recorded.

Acknowledgements/Contacts

Acknowledgements

We acknowledge our technical partners, Proshare in the design, concept and production of this publication.





Contact Us

 @nigerianstat

 NBSNigeria

 www.nigerianstat.gov.ng

 **Head Office Address**
Plot 762, Independence Avenue, Central
Business District, FCT, Abuja Nigeria.

 +234 803 386 5388

 feedback@nigerianstat.gov.ng